





Spare parts catalogue **1098<sup>s</sup> U.S.A.**

***DUCATI*** *SUPERBIKE*



<b>DUCATI</b> MOTOR HOLDING 	<b>1098 S</b>	M.Y. '08	<b>U.S.A.</b>
Spare Parts Department	P.N.91512641B	Agosto - August '07	Edizione - Edition 00
<b>DUCATI</b> MOTOR HOLDING 	<b>1098 S</b>	M.Y. '08	<b>U.S.A.</b>
Spare Parts Department	P.N.91512641B	Agosto - August '07	Edizione - Edition 00
<b>DUCATI</b> MOTOR HOLDING 	<b>1098 S</b>	M.Y. '08	<b>U.S.A.</b>
Spare Parts Department	P.N.91512641B	Agosto - August '07	Edizione - Edition 00
<b>DUCATI</b> MOTOR HOLDING 	<b>1098 S</b>	M.Y. '08	<b>U.S.A.</b>
Spare Parts Department	P.N.91512641B	Agosto - August '07	Edizione - Edition 00



## GENERAL INFORMATION

The present spare parts order exactly the right spare parts

When ordering specify:

1) the part's code number followed by its description; quantity needed;

2) the motorcycle's serial number, stamped on the steering head.

Reference to right and left apply to the vehicle in terms of its direction of movement.

Spare parts drawings are general and do not represent the part.

The contents of this catalogue are general and can undergo changes without prior notice.

## VALIDITY

f.m. Until V.I.N.  
d.m. From V.I.N.  
f.m.m. Up to engine number  
d.m.m. From engine number

## LIST

CAL California  
CND Canada

*Ducati Motor Holding S.p.A.  
Commercial and Administration Office:  
Via A. Cavalieri Ducati n. 3  
40132 Bologna, Italy  
Telefono 051 6413111  
Fax 051 406580  
Internet [www.ducati.com](http://www.ducati.com)*

CATALOGUE No: 915.1.264.1B  
ISSUED: 08 - 07

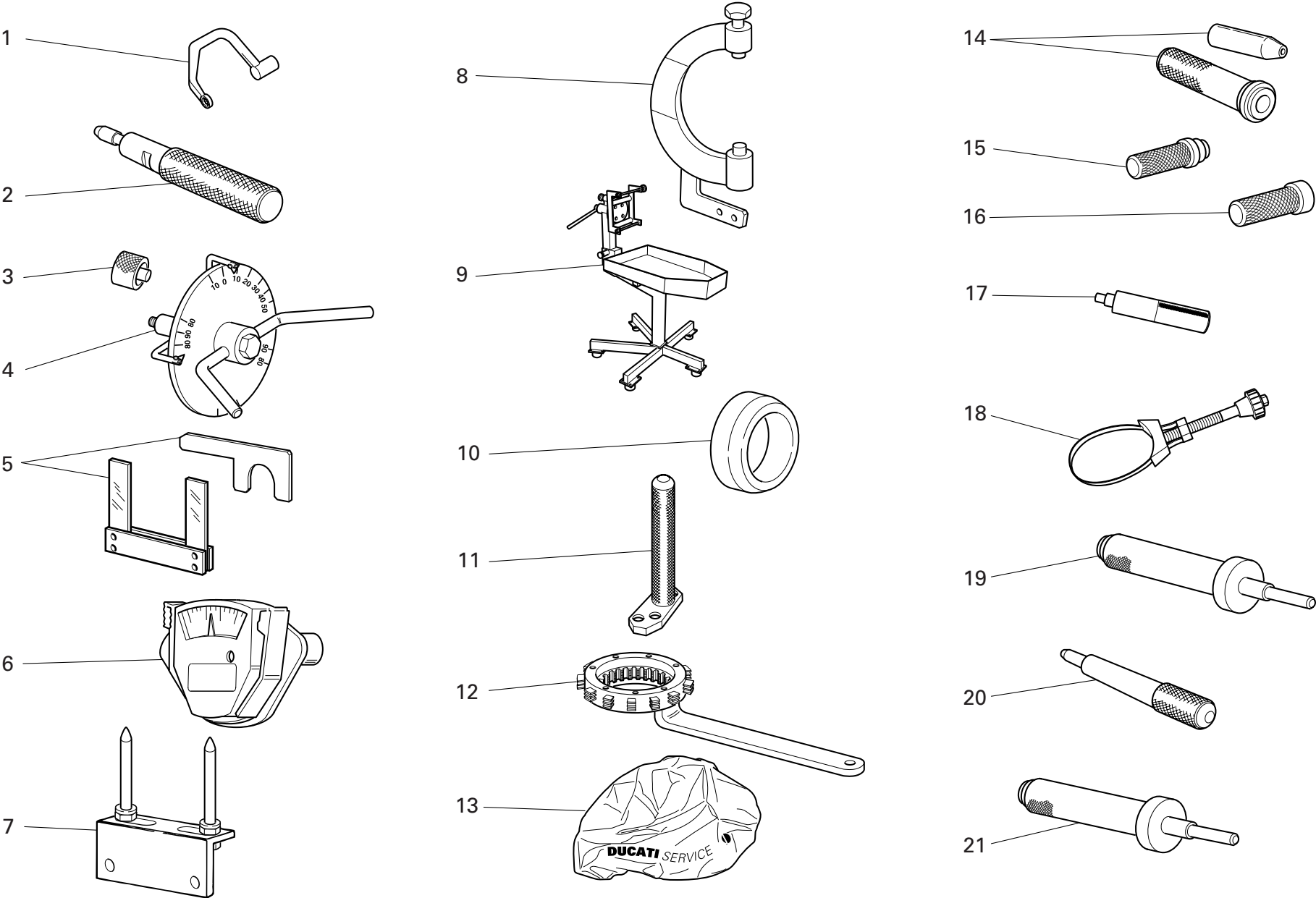
CATALOGUE No: 915.1.264.1B  
ISSUED: 08 - 07

PAINTS



Paint	Code
"Rosso Anniversary DUCATI"	(PPG) F_473.101
"Midnight Black"	(PAL) 928D413
"Trasparente"	(PPG) 228.880
"Trasparente"	(PAL) 923I0652


page	CONTENTS
4	001 WORKSHOP SERVICE TOOLS
6	001a WORKSHOP SERVICE TOOLS
8	001b WORKSHOP SERVICE TOOLS
10	001c DDS TESTER
12	001d WORKSHOP SERVICE TOOLS
14	002 GEARCHANGE CONTROL
16	003 GEARBOX
18	004 CLUTCH
20	005 CLUTCH-SIDE CRANKCASE COVER
22	005a CLUTCH-SIDE CRANKCASE COVER
24	006 CONNECTING RODS
26	007 CYLINDERS - PISTONS
28	008 TIMING SYSTEM
30	009 FILTERS AND OIL PUMP
32	010 CRANKCASE HALVES
34	010a CRANKCASE HALVES
36	011 WATER PUMP-ALTR-SIDE CRNKCE COVER
38	012 ELECTRIC STARTING AND IGNITION
40	013 CYLINDER HEAD : TIMING SYSTEM
42	014 VERTICAL CYLINDER HEAD
44	015 HORIZONTAL CYLINDER HEAD
46	016 OIL COOLER
48	017 THROTTLE BODY
50	018 BATTERY SUPPORT
52	018a ELECTRICAL SYSTEM
54	019 EXHAUST SYSTEM
56	020 HEADLIGHT & INSTR. PANEL
58	021 HANDLEBARS - SHOCK-ABSORBER
60	021a FRONT FORKS
62	022 FRAME
64	022a STAND
66	023 CLUTCH CONTROL
68	024 FRONT BRAKE
70	025 REAR BRAKE
72	026 FRONT AND REAR WHEELS
74	026a REAR WHEEL AXLE
76	027 REAR SUBFRAME
78	027a NUMBER PLATE HOLDER
80	028 REAR SUSPENSION
82	028a SWINGARM
84	029 AIR INTAKE - OIL BREATHER
86	030 RADIATOR
88	031 COOLING SYSTEM
90	032 FUEL TANK
92	032a FUEL SYSTEM
94	033 SEAT
96	034 HEADLIGHT FAIRING
98	034a FAIRING
100	035 EVAPORATIVE EMISSIONS CANISTER
102	036 DATA PLATE POSITIONS



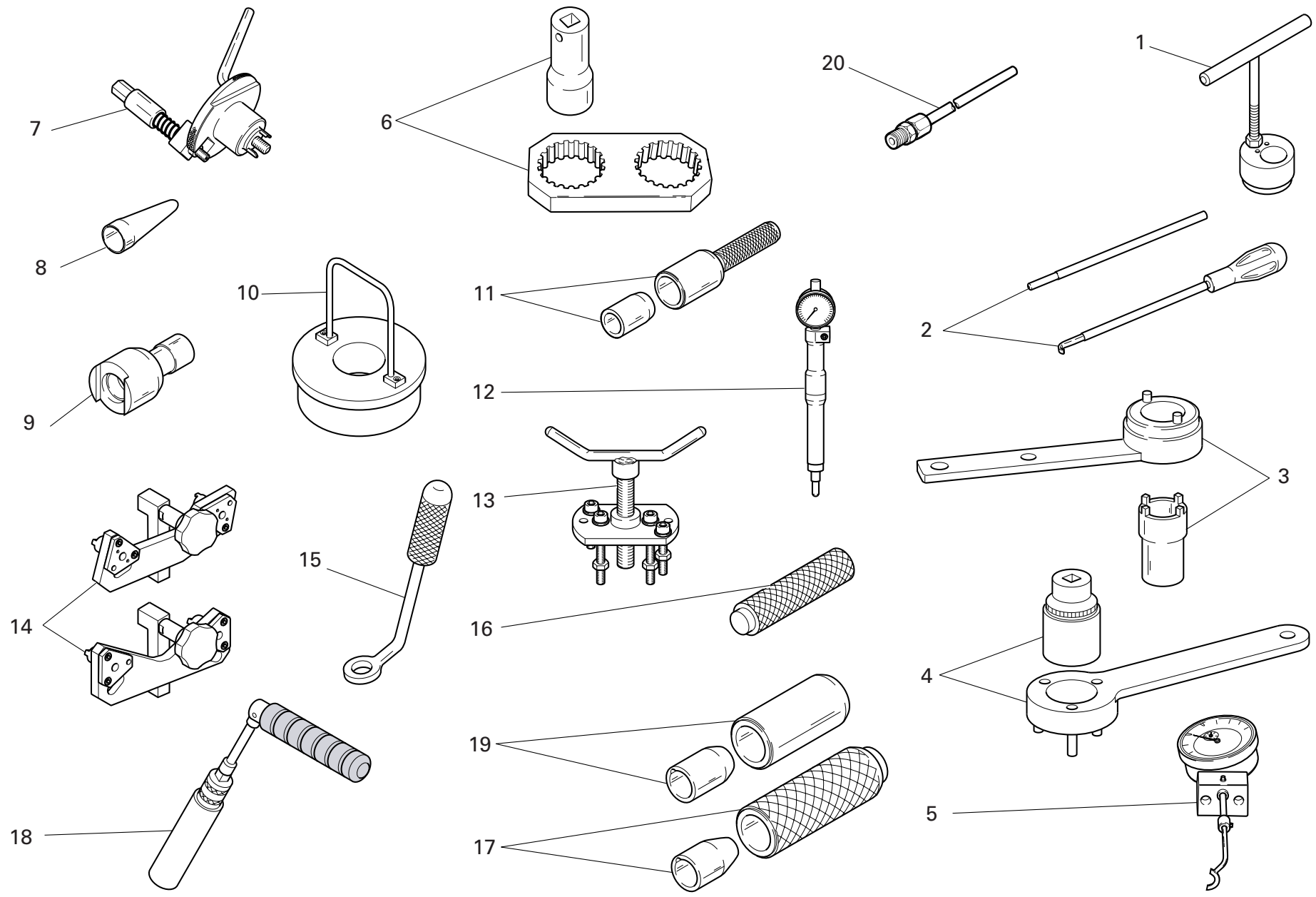


DRAWING 001

WORKSHOP SERVICE TOOLS

NOTES NO.	CODE NO.	DESCRIPTION	VALIDITY	Q.TY 
1	88713.2676	Head nuts holder wrench		1
2	88713.2442	Seal ring driving tool		1
3	88765.1298	Spacer for checking lower valve shim		1
4	88713.0123	Degree wheel holder tool for ignition advance check		1
5	88713.2878	Spacer and fork feeler gauge 0,2/0,3 mm		1
6	88765.0999	Timing belt control gauge		1
7	88713.2103	Head mounting base		1
8	88713.2874	Flywheel Wrench		1
9	88713.1832	Bench for engine repair		1
10	88700.5665	Sleeve for installing clutch bell gear		1
11	88713.2827	Plate for positioning gear engagement fork		1
12	88713.2133	Wrench to hold clutch housing drum steady		1
13	88713.1886	Engine canvas		1
14	88700.5749	Crankcases assembling cap		1
15	88713.0869	Tool for assembling water pump front seal		1
16	88713.0870	Tool for assembling water pump front seal		1
17	88713.2669	Roller cage fitting tool on primary shaft		1
18	88713.2906	Wrench to tighten oil filter cartridge		1
19	88713.2847	Tool to fit intake valve seat		1
20	88713.2842	Tool to fit intake/exhaust valve guide		1
21	88713.2846	Tool to fit exhaust valve seat		1

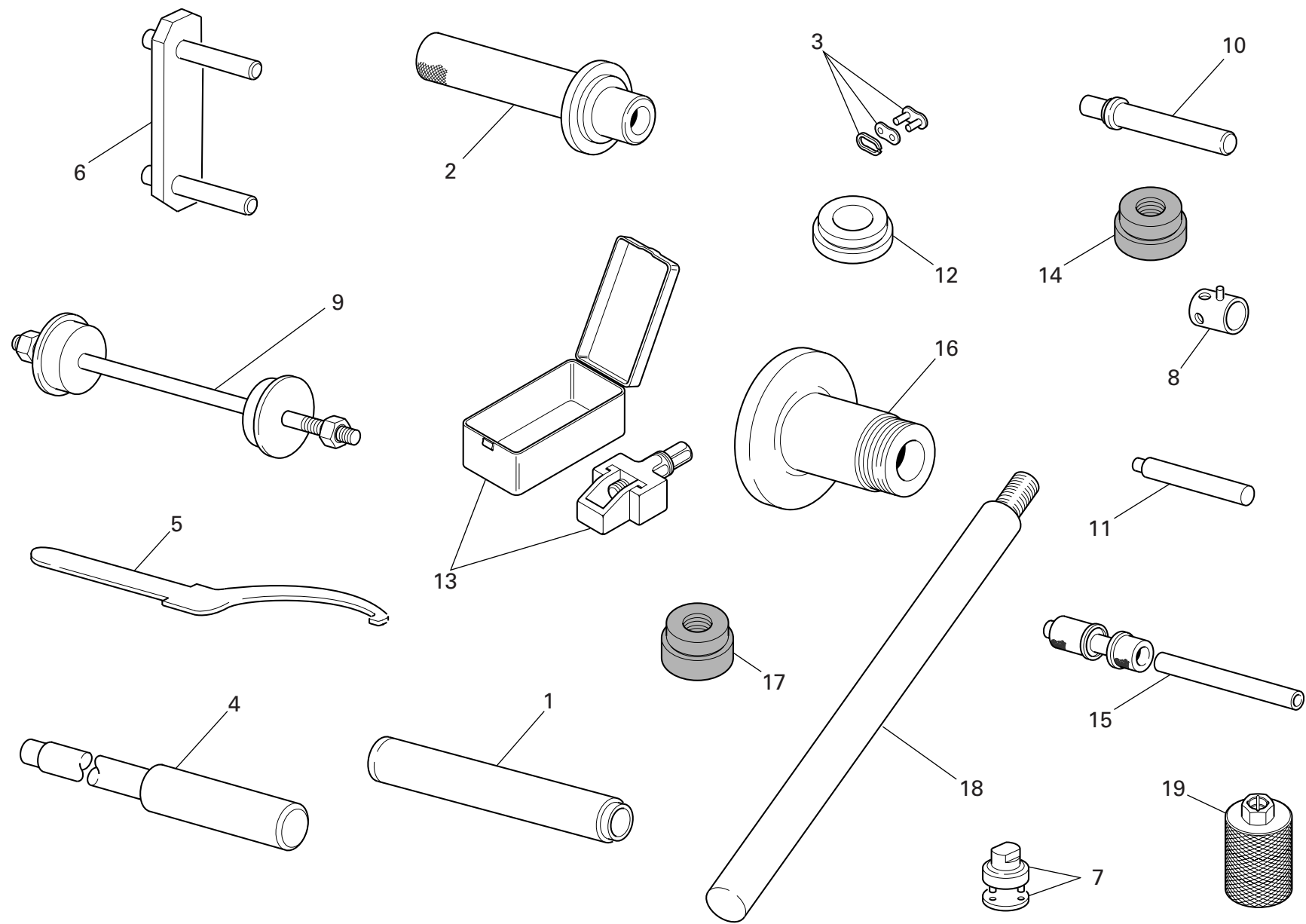
NOTES NO.	CODE NO.	DESCRIPTION	VALIDITY	Q.TY 
-----------	----------	-------------	----------	--



DRAWING 001a WORKSHOP SERVICE TOOLS


NOTES NO.	CODE NO.	DESCRIPTION	VALIDITY	Q.TY 
1	88713.2832	Wrench for tensioning mobile belt tensioner		1
2	88713.2069	Rocker spring pre-load compound kit		1
3	88713.1805	Driving roller tightening tool		1
4	88713.2102	Primary drive gear tightening tool		1
5	88765.1518	Valve lift gauge		1
6	88713.1806	Reaction tool for belt roller tightening		1
7	88713.2011	Tool to hold crankshaft in TDC position		1
8	88713.1920	Tool to fit O-rings onto stud bolts		1
9	88713.1821	Wrench to tighten tensioning bolts		1
10	88713.2870	Con-rod guiding tool		1
11	88713.2060	Seal ring driving tool		1
12	88765.1188	T.D.C. control gauge		1
13	88713.1749	Drive roller puller		1
14	88765.1524	Belt roller timing tool		1
15	88713.1904	Half-rings mounting punch tool		1
16	88713.1980	Drift to drive retainers onto shafts		1
17	88713.2834	Snap ring installation tool		1
18	88713.2877	Spark plug tool		1
19	88713.2861	Tool to fit seals on camshafts		1
20	88713.1010	Union for exhaust gas suction		1

NOTES NO.	CODE NO.	DESCRIPTION	VALIDITY	Q.TY 
-----------	----------	-------------	----------	--

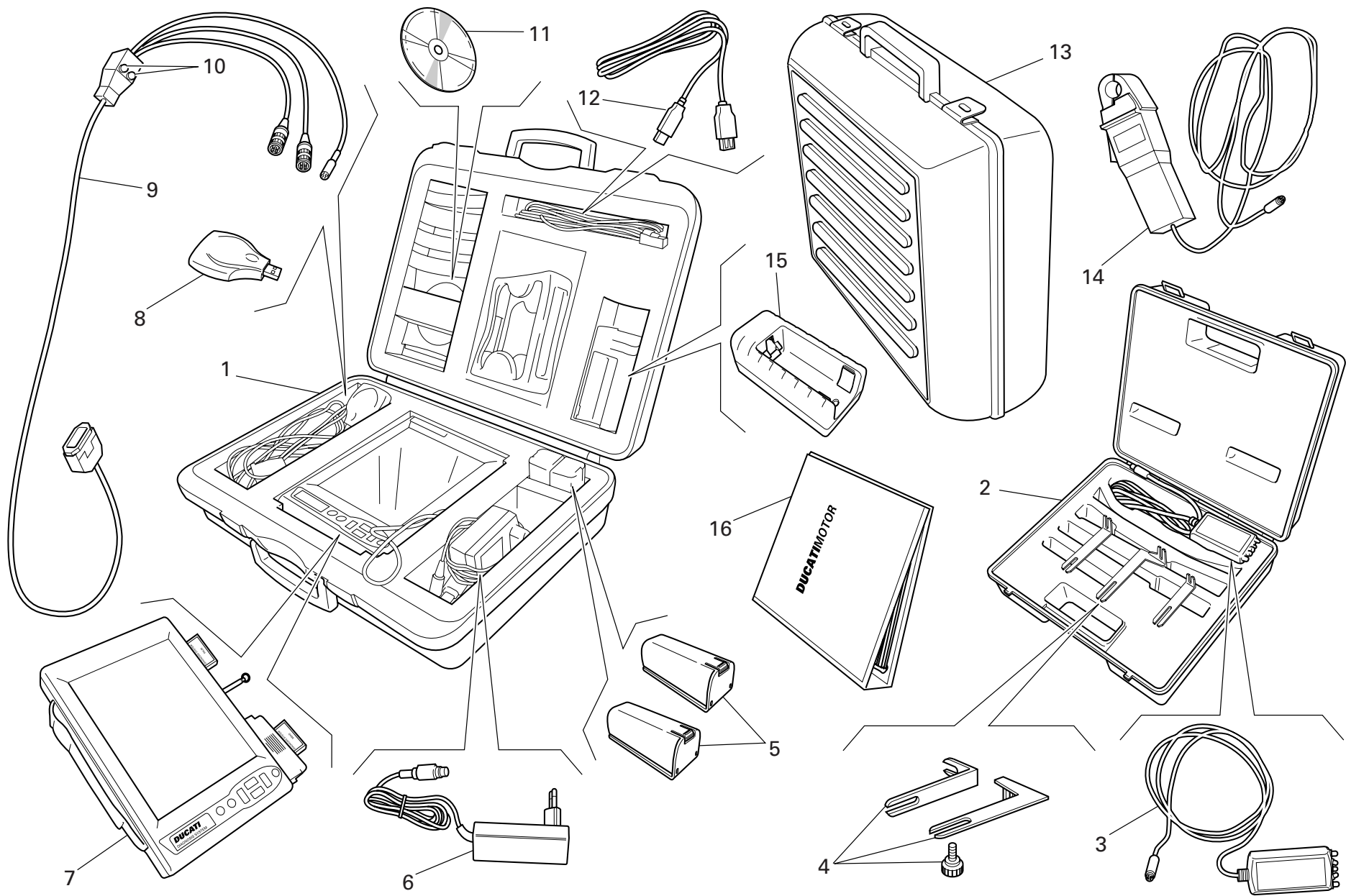


DRAWING 001b


WORKSHOP SERVICE TOOLS

NOTES NO.	CODE NO.	DESCRIPTION	VALIDITY	Q.TY 
1	88713.1072	Stopper for driving the half bearing of the steering head base		1
2	88713.1068	Stopper for assembling the rear fork roller bearings		1
3	677.4.003.1A	Coupling		1
4	88713.1074	Stopper for disassembling the swingarm pivot		1
5	88713.1038	Wrench for adjusting the eccentric hub		1
6	88713.1515	Frame/engine mount		1
7	88713.1058	Wrench for assembling the steering head cap		1
8	8000.70139	Wrench for front wheel spindle		1
9	88713.1062	Tool for assembling the steering head bearings		1
10	88713.1071	Stopper for assembling the rocker needle bearings		1
11	88713.1057	Stopper for inserting the steering damper bearing		1
12	88713.2856	Bar guide tool		1
13	88713.2562	Tool for assembling chain		1
14	88713.2857	Tool for removing the sliding bushings		1
15	88713.2409	Tool for assembling the swingarm ball bearings		1
16	88713.1073	Tool for balancing rear wheel		1
17	88713.2858	Tool for installing the sliding bushings		1
18	88713.2855	Bushing support bar		1
19	88713.2854	Bush for installing/removing the fork plug		1

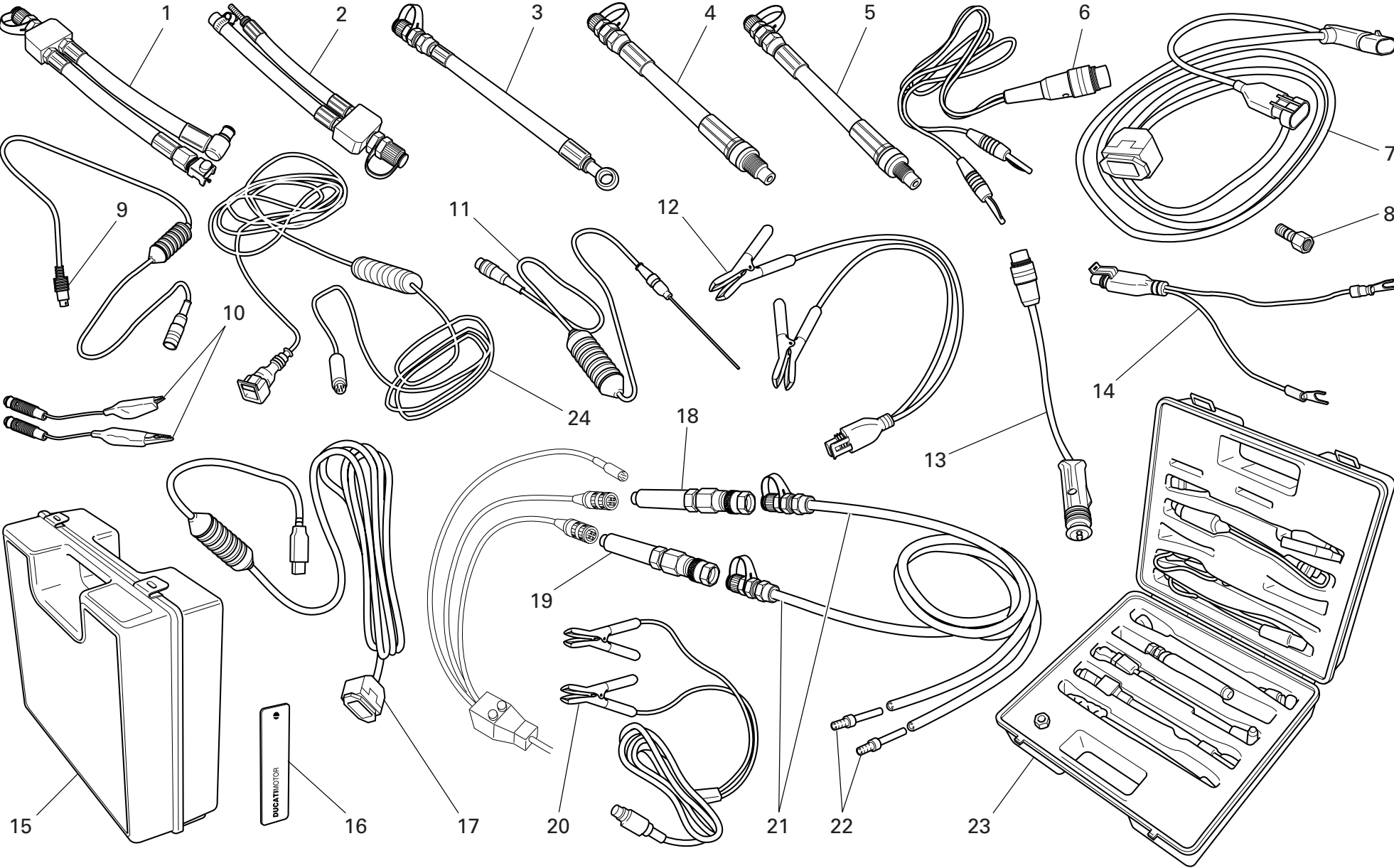
NOTES NO.	CODE NO.	DESCRIPTION	VALIDITY	Q.TY 
-----------	----------	-------------	----------	--



DRAWING 001c DDS TESTER


NOTES NO.	CODE NO.	DESCRIPTION	VALIDITY	Q.TY 
1	97900.0215	DDS (Ducati Diagnosis System) + manifold vacuum meter. kit		1
2	97900.0002	Belt tensioning kit		1
3	88765.1371	Sensor		1
4	88765.1374	Bracket		1
5	97900.0216	Battery		2
6	97900.0224	Feeder		1
7	97900.0211	Bare DDS		1
8	97900.0225	(USB) Memory card reader		1
9	97900.0222	Main cable 1060838		1
10	97900.0219	Fuse		2
11	97900.0223	Software DDS CD		1
12	97900.0226	(USB) Cable extension		1
13	97900.0229	Black case with sponge rubber		1
14	88765.1126V	Amperometer plier		1
15	97900.0217	Battery charger		1
16	97900.0232	DDS manual		1

NOTES NO.	CODE NO.	DESCRIPTION	VALIDITY	Q.TY 
-----------	----------	-------------	----------	--

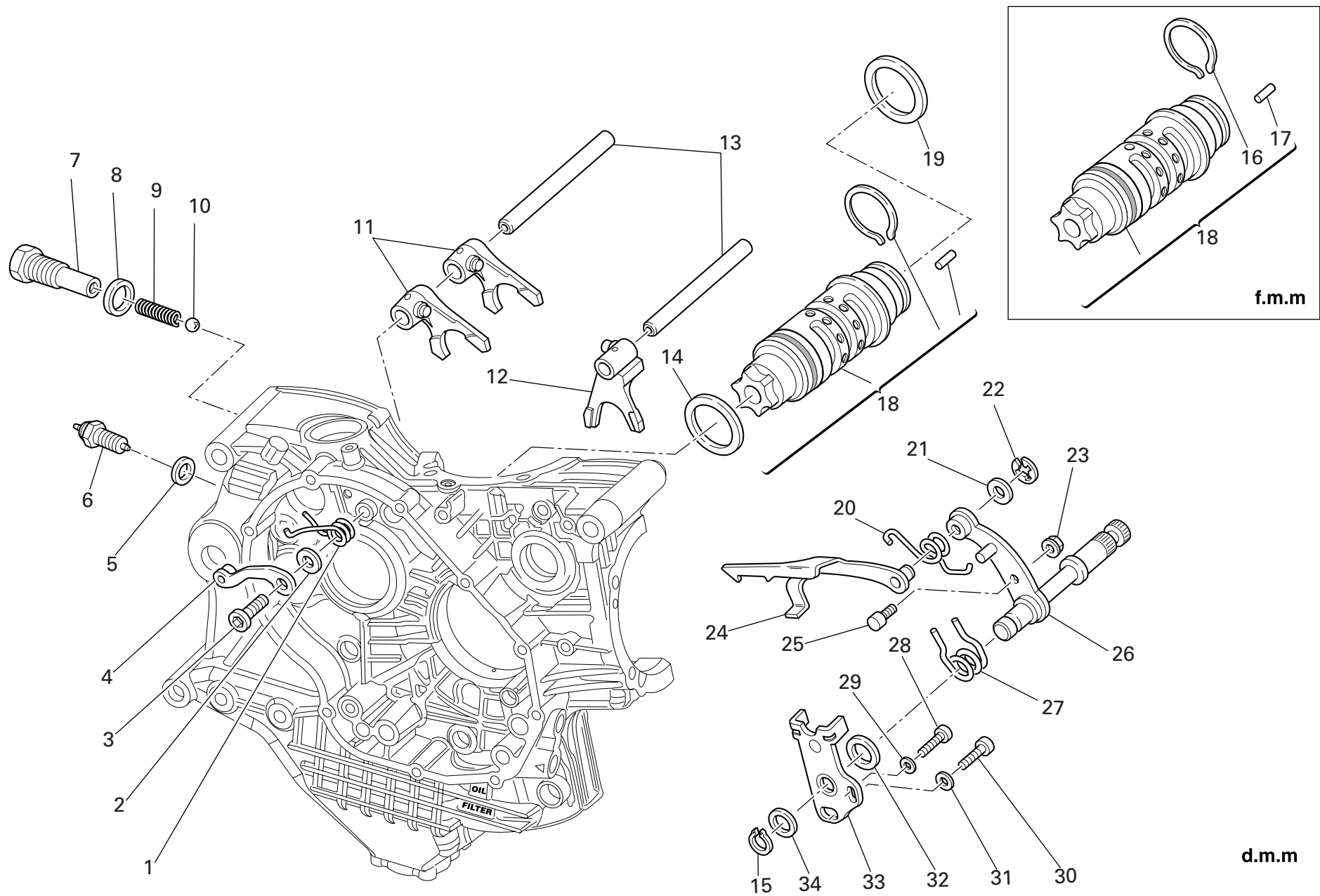





DRAWING 001d WORKSHOP SERVICE TOOLS

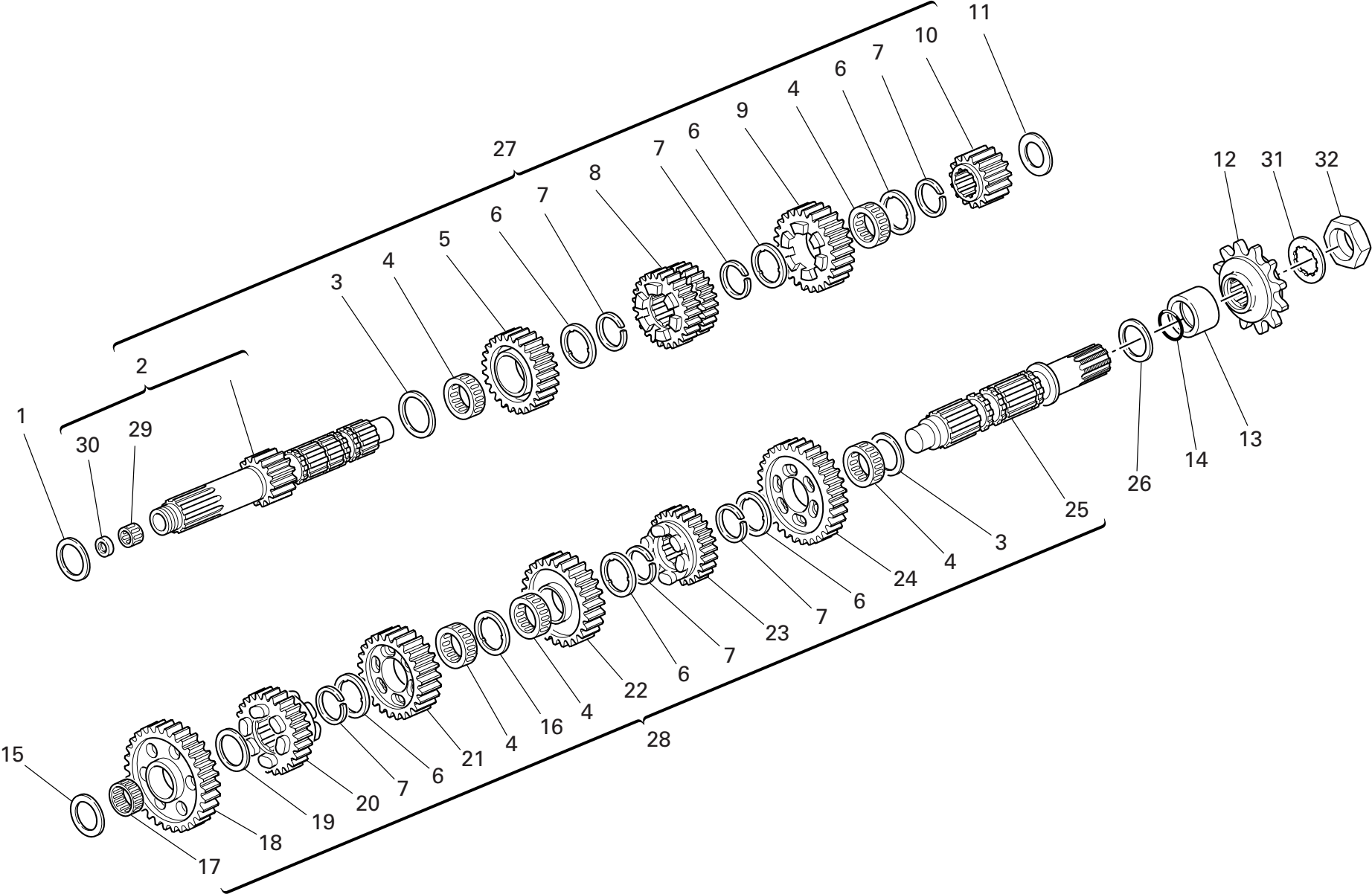
NOTES NO.	CODE NO.	DESCRIPTION	VALIDITY	Q.TY 
1	590.1.189.1A	Fuel pressure line HS.		1
2	590.1.190.1A	Fuel pressure line ST/SS/M.		1
3	875.1.065.1A	Oil pressure line		1
4	552.1.037.1A	Fitting - cylinder compression M12		1
5	552.1.038.1A	Fitting - cylinder compression M10		1
6	514.1.037.1A	Cable Volt PF DUC 21		1
7	97900.0227	Main cable D607		1
8	814.1.114.1A	Oil pressure fitting		1
9	514.1.032.1A	Cable for supplementary tests		1
10	514.1.035.1A	Red clamp cable		1
10	514.1.036.1A	Black clamp cable		1
11	552.1.040.1A	Temperature probe		1
12	97900.0228	Battery connection adapter		1
13	514.1.033.1A	Electric lighter connection adapter (ST)		1
14	514.1.038.1A	Battery connection adapter		1
15	698.1.033.1A	Red case with sponge rubber		1
16	88765.1126T	DUCATI sticker RH/LH side		2
17	97900.0231	(USB) Adaptor		1
18	97900.0218	Depressure sensor		1
19	552.1.039.1A	Pressure sensor		1
20	97900.0230	Feeder		1
21	97900.0220	Depressure/pressure line		2
22	97900.0221	Union		4
23	97900.0003	Pressure kit		1
24	88765.1126C	Cable for potentiometer adjustment		1

NOTES NO.	CODE NO.	DESCRIPTION	VALIDITY	Q.TY 
-----------	----------	-------------	----------	--



NOTES NO.	CODE NO.	DESCRIPTION	VALIDITY	Q.TY	
1	799.1.049.1A	Return spring		1	
2	852.1.053.2A	Washer		1	
3	779.1.039.1A	Special screw		1	
4	455.2.003.1A	Gear stopper assembly		1	
5	852.5.024.1A	Gasket th.1		1	
6	539.1.021.1B	Switch		1	
7	779.1.203.3A	Special screw		1	
8	0272.91.090	Gasket		1	
9	0660.13.143	Gear selector spring		1	
10	76835.1134	Ball		1	
11	180.1.001.1A	1st,4th-2nd,3rd gear selector fork		2	
12	180.1.002.1A	5th,6th gear selector fork		1	
13	821.1.268.1A	Fork pin		2	
14	852.1.005.1A	Shim th. 1		1	
15	73500.1542	Circlip		1	
16	882.1.006.1A	Needle retaining ring (square cross-section)	f.m.m.007459	1	
17	821.1.070.1A	Pin	f.m.m.007459	6	
18	182.2.026.2A	Complete gearbox drum	f.m.m.007459	1	
18	182.2.028.1A	Complete gearbox drum	d.m.m.007460	1	
19	0660.13.060	Shim th. 1		1	
19	852.1.094.1A	Shim th. 0.9		1	
20	799.1.025.1A	Fork return spring		1	
21	0400.09.050	Shim th. 0.5		1	
21	0765.92.205	Shim th. 0.2		2	
22	884.5.034.1A	Ring		1	
23	748.1.040.1A	Nut		1	
24	180.1.008.1A	Gearbox drum control fork		1	

NOTES NO.	CODE NO.	DESCRIPTION	VALIDITY	Q.TY	
25	0660.13.165	Gearchange lever pin		1	
26	821.1.001.1A	Pin with gearchange lever		1	
27	0799.13.110	Gearchange lever return spring		1	
28	771.1.026.3A	Screw		1	
29	852.1.172.1A	Washer		1	
30	771.5.123.8B	Screw		1	
31	852.1.174.1A	Washer		1	
32	881.1.012.1A	Centering ring		1	
33	826.1.009.1A	Stopper plate		1	
34	0400.29.125	Shim th. 0.2		2	
34	0400.29.126	Shim th. 0.5		1	




DRAWING 003

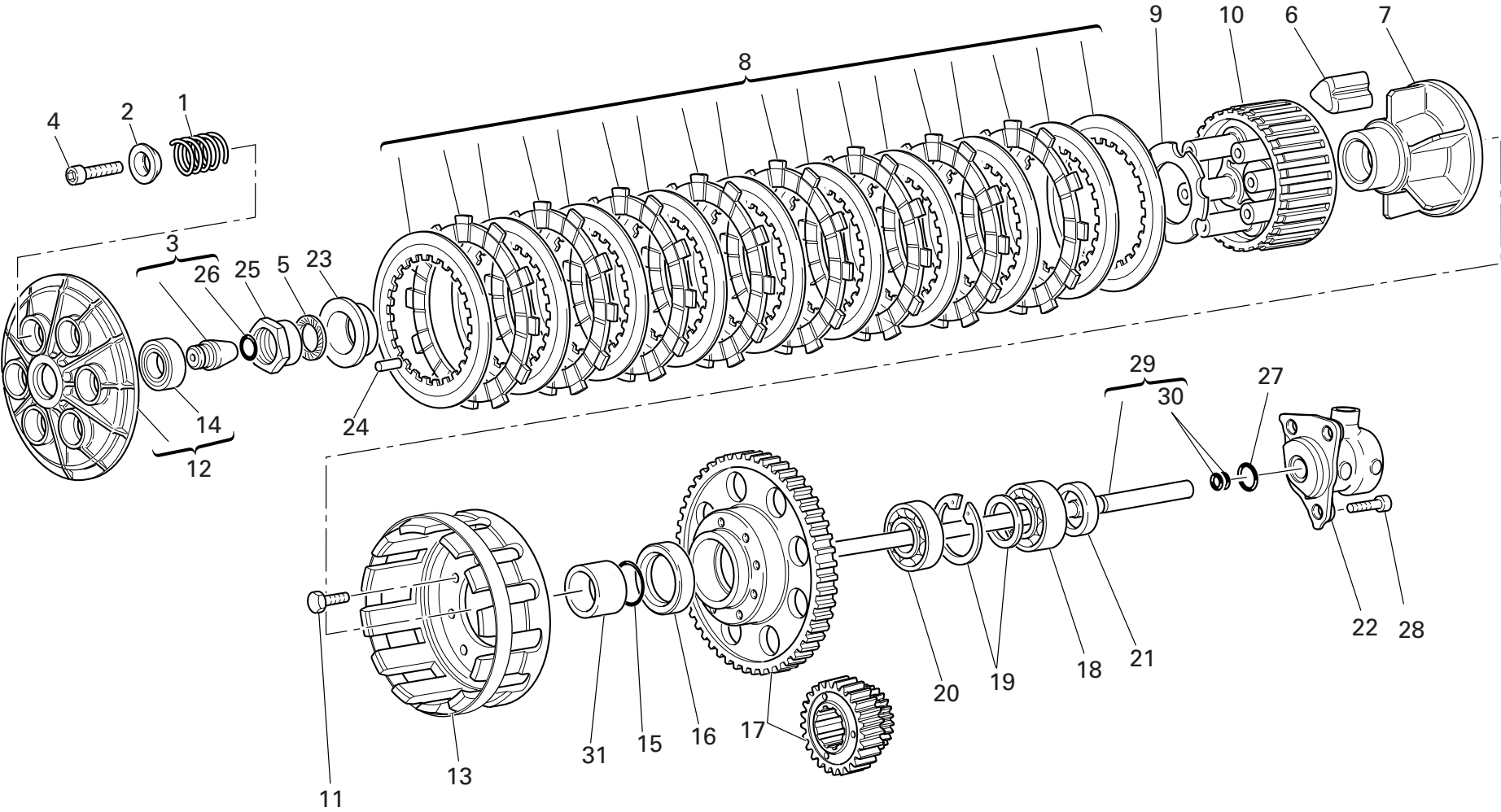
GEARBOX

NOTES NO.	CODE NO.	DESCRIPTION	VALIDITY	Q.TY 
1	0251.47.054	Shim th. 1.2		1
2	150.2.105.1A	Gearbox main shaft		1
3	0670.16.150	Shim th. 0.5		2
4	701.4.005.1A	Needle bearing		5
5	172.1.004.3C	Driving gear 5th sp.		1
6	856.1.001.1A	Grooved washer th. 0.5		6
7	0670.16.145	Snap ring		6
8	172.1.003.3C	Driving gear 3rd/4th sp.		1
9	172.1.005.3C	Driving gear 6th sp.		1
10	172.1.002.1B	Driving gear 2nd sp.		1
11	713.1.014.1E	Shim th. 1.6		1
12	449.A.045.1A	Chain sprocket Z=15		1
13	713.1.157.1A	Spacer		1
14	930.4.023.1A	O-ring		1
15	713.1.266.1A	Spacer th. 3,15		1
16	856.1.031.1A	Grooved washer th. 0.5		1
17	76402.0002	Needle bearing		1
18	172.1.218.2A	Driven gear 1st sp.		1
19	0670.16.155	Shim th. 1		1
20	172.1.010.3C	Driven gear 5th sp.		1
21	172.1.009.1C	Driven gear 4th sp.		1
22	172.1.008.1C	Driven gear 3rd sp.		1
23	172.1.011.3C	Driven gear 6th sp.		1
24	172.1.219.2A	Driven gear 2nd sp.		1
25	149.1.061.1A	Gearbox lay shaft		1
26	0670.16.170	Shim th. 0.8		1
27	150.2.106.1A	Complete main shaft		1

CATALOGUE No: 915.1.264.1B  
ISSUED: 08 - 07

NOTES NO.	CODE NO.	DESCRIPTION	VALIDITY	Q.TY 
28	150.2.092.3A	Complete lay shaft		1
29	702.5.044.1A	Needle bearing		1
30	930.4.002.2A	Seal ring		1
31	851.1.004.1A	Lock washer		1
32	750.1.007.1A	Nut		1


CATALOGUE No: 915.1.264.1B  
ISSUED: 08 - 07



DRAWING 004 CLUTCH

NOTES NO.	CODE NO.	DESCRIPTION	VALIDITY	Q.TY 
1	799.1.253.1A	Clutch spring		6
2	841.1.051.1B	Retainer		6
3	818.2.009.1A	Clutch control pin		1
4	771.5.043.8B	Screw		6
5	851.4.002.1A	Lock washer		1
6	764.1.003.1B	Rubber pad		12
7	162.1.001.1B	Plate holder hub		1
8	190.2.018.1A	Clutch plates set		1
9	851.1.001.1B	Lock washer		1
10	196.1.001.2B	Clutch drum		1
11	70610.8120	Screw		8
12	194.2.015.2A	Pressure plate		1
13	198.1.029.1A	Clutch housing		1
14	702.5.016.1A	Bearing		1
15	463.2.053.7A	O-ring		1
16	930.4.035.1A	Seal ring		1
17	170.2.110.1A	Clutch/crankshaft gears pair		1
18	702.5.051.1A	Bearing		1
19	881.2.001.1A	Circlip - spacer		1
20	702.4.017.1A	Bearing		1
21	0660.16.145	Spacer		1
22	195.4.003.1A	Piston assembly		1
23	710.1.124.2A	Bush		1
24	74224.0570	Pin		4
25	748.1.066.2A	Special nut		1
26	886.4.118.1A	O-ring		1
27	886.4.043.1A	O-ring		1

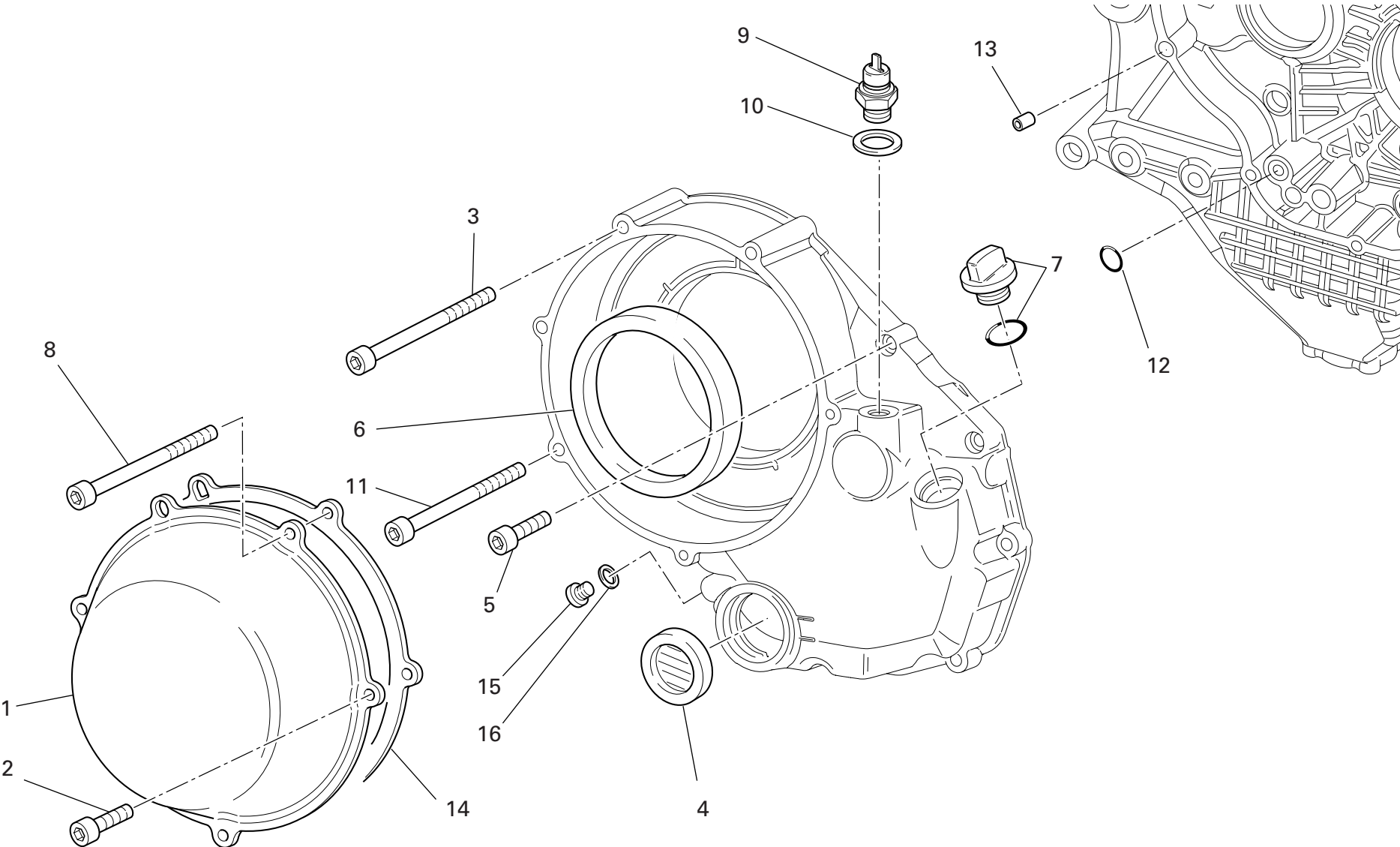
CATALOGUE No: 915.1.264.1B  
ISSUED: 08 - 07

NOTES NO.	CODE NO.	DESCRIPTION	VALIDITY	Q.TY 
28	771.5.065.2BB	Screw		3
29	117.2.006.1A	Clutch control rod		1
30	93823.2018	O-ring		2
31	713.1.380.1A	Spacer		1

CATALOGUE No: 915.1.264.1B  
ISSUED: 08 - 07


DRAWING 005

CLUTCH-SIDE CRANKCASE COVER



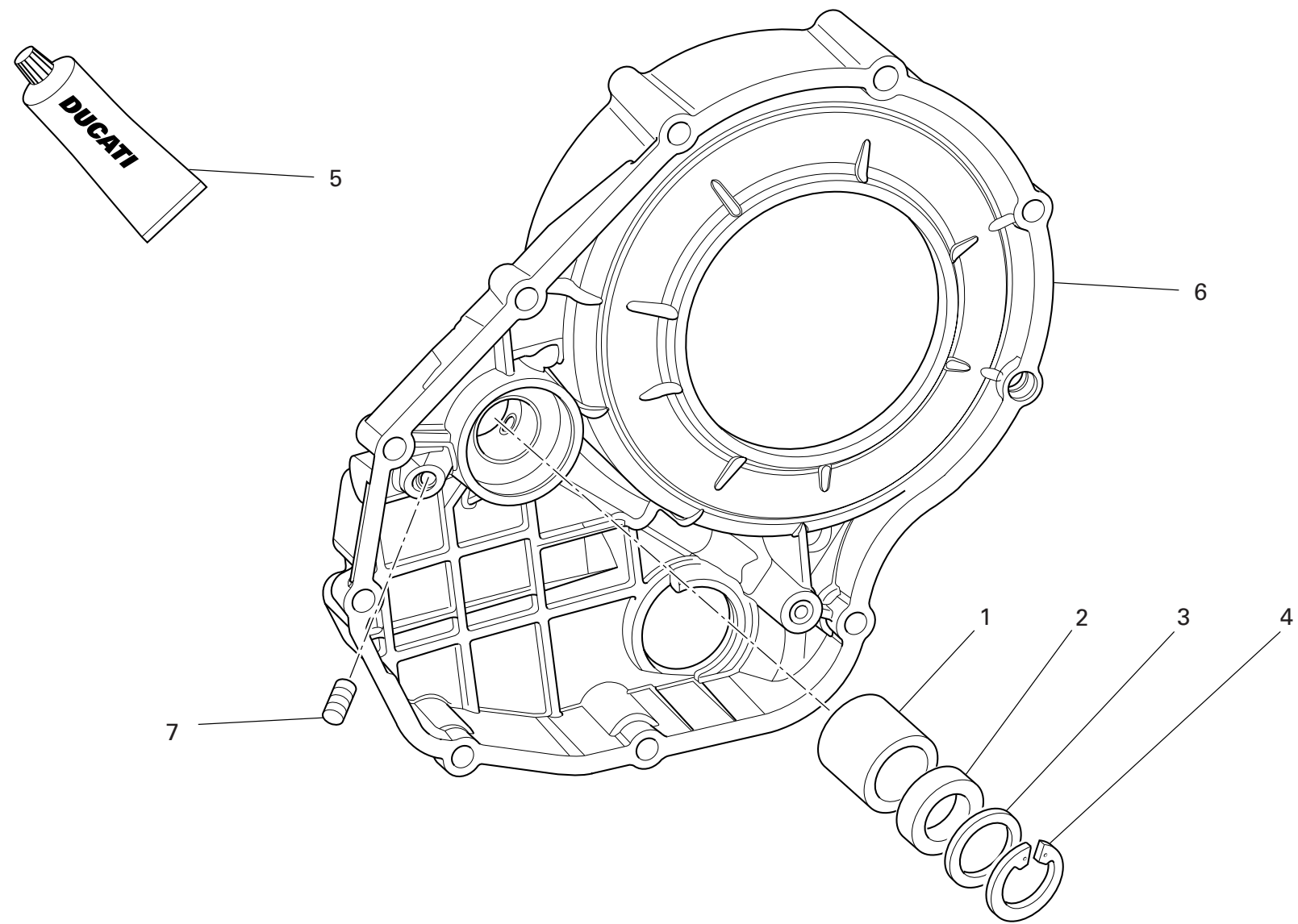


DRAWING 005 CLUTCH-SIDE CRANKCASE COVER


NOTES NO.	CODE NO.	DESCRIPTION	VALIDITY	Q.TY
				
1	243.1.025.1AF	Clutch protection cover		1
2	771.1.026.1A	Screw		2
3	771.5.078.8B	Screw		1
4	254.4.001.2A	Oil level sight glass		1
5	771.5.069.8B	Screw		6
6	930.4.034.1A	Ring		1
7	893.2.013.1A	Complete cap		1
8	771.1.027.1A	Screw		2
9	539.4.030.2A	Switch		1
10	852.1.195.1A	Gasket th.2		1
11	771.5.079.8B	Screw		1
12	93827.0114	O-ring		1
13	711.1.160.1A	Locating bush		1
14	788.1.052.1A	Clutch cover gasket		1
15	780.5.001.1A	Cap		1
16	852.5.024.1A	Gasket th.1		1

NOTES NO.	CODE NO.	DESCRIPTION	VALIDITY	Q.TY
				

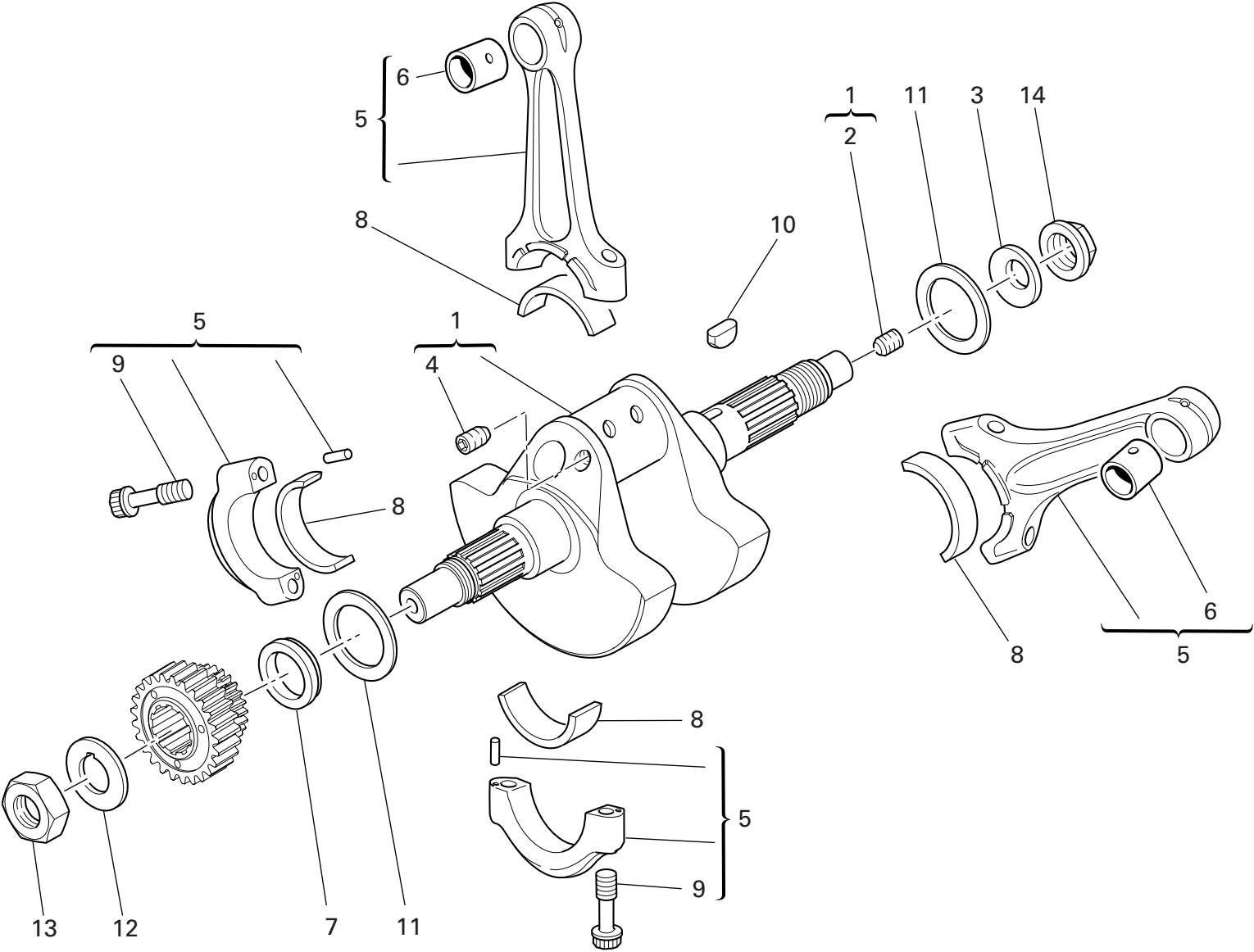
DRAWING 005a CLUTCH-SIDE CRANKCASE COVER



DRAWING 005a CLUTCH-SIDE CRANKCASE COVER

NOTES NO.	CODE NO.	DESCRIPTION	VALIDITY	Q.TY
				
1	0665.49.680	Bush		1
2	930.4.021.1A	Seal ring		1
3	852.1.135.1A	Shim th. 1		1
4	884.5.013.1A	Circlip		1
5	94247.0014	Fluid sealant		1
6	243.2.115.1AB	Cover clutch side		1
7	417.6.011.3A	Threaded dowel		1

NOTES NO.	CODE NO.	DESCRIPTION	VALIDITY	Q.TY
				



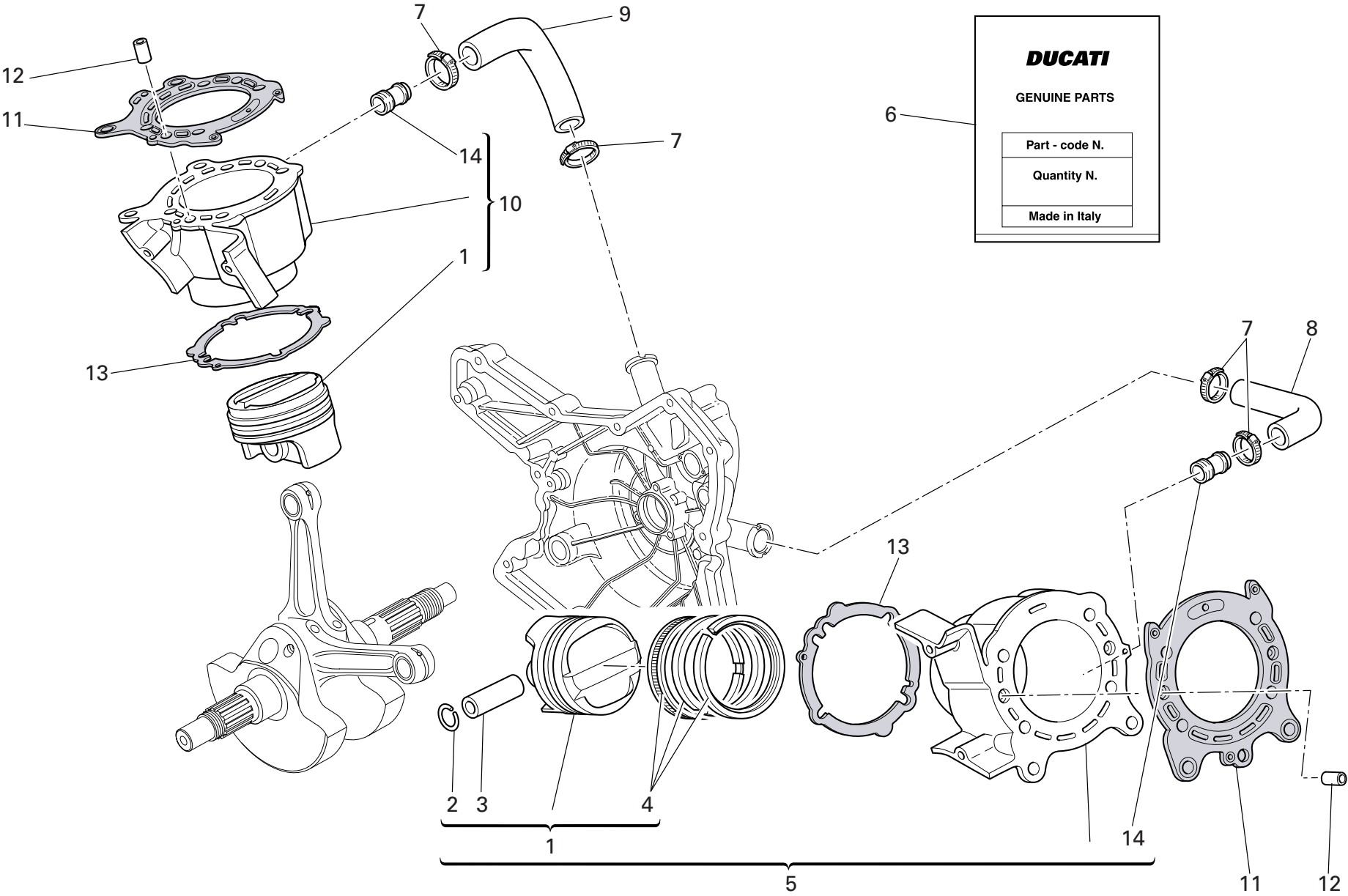
DRAWING 006 CONNECTING RODS

NOTES NO.	CODE NO.	DESCRIPTION	VALIDITY	Q.TY
				
1	146.2.143.1A	Crankshaft		1
2	779.1.109.2A	Special screw		1
3	799.1.051.2A	Spring washer		1
4	779.1.547.1A	Special screw		2
5	158.2.020.2A	Connecting rods pair		1
6	711.1.089.1A	Bush		2
7	710.1.061.1A	Spacer		1
8	112.1.012.1AB	Half-bearing (BLUE)		2
8	112.1.012.1AC	Half-bearing (YELLOW)		2
9	779.1.007.2A	Special screw		4
10	0755.29.025	Woodruff key		1
11	852.1.104.1H	Shim th. 2.25		2
11	852.1.104.1A	Shim th. 1.9		2
11	852.1.104.1B	Shim th. 1.95		2
11	852.1.104.2C	Shim th. 2		2
11	852.1.104.2D	Shim th. 2,05		2
11	852.1.104.2E	Shim th. 2,1		2
11	852.1.104.2F	Shim th. 2,15		2
11	852.1.104.2G	Shim th. 2.2		2
11	852.1.104.2I	Shim th. 2.3		2
11	852.1.104.2J	Shim th. 2.35		2
11	852.1.104.1K	Shim th. 2,4		2
11	852.1.104.1L	Shim th. 2,45		2
11	852.1.104.1M	Shim th. 2.5		2
11	852.1.104.1N	Shim th. 2.55		2
12	851.1.010.1A	Lock washer		1
13	750.1.057.1A	Nut		1


CATALOGUE No: 915.1.264.1B  
ISSUED: 08 - 07

NOTES NO.	CODE NO.	DESCRIPTION	VALIDITY	Q.TY
				
14	750.1.012.2A	Nut		1

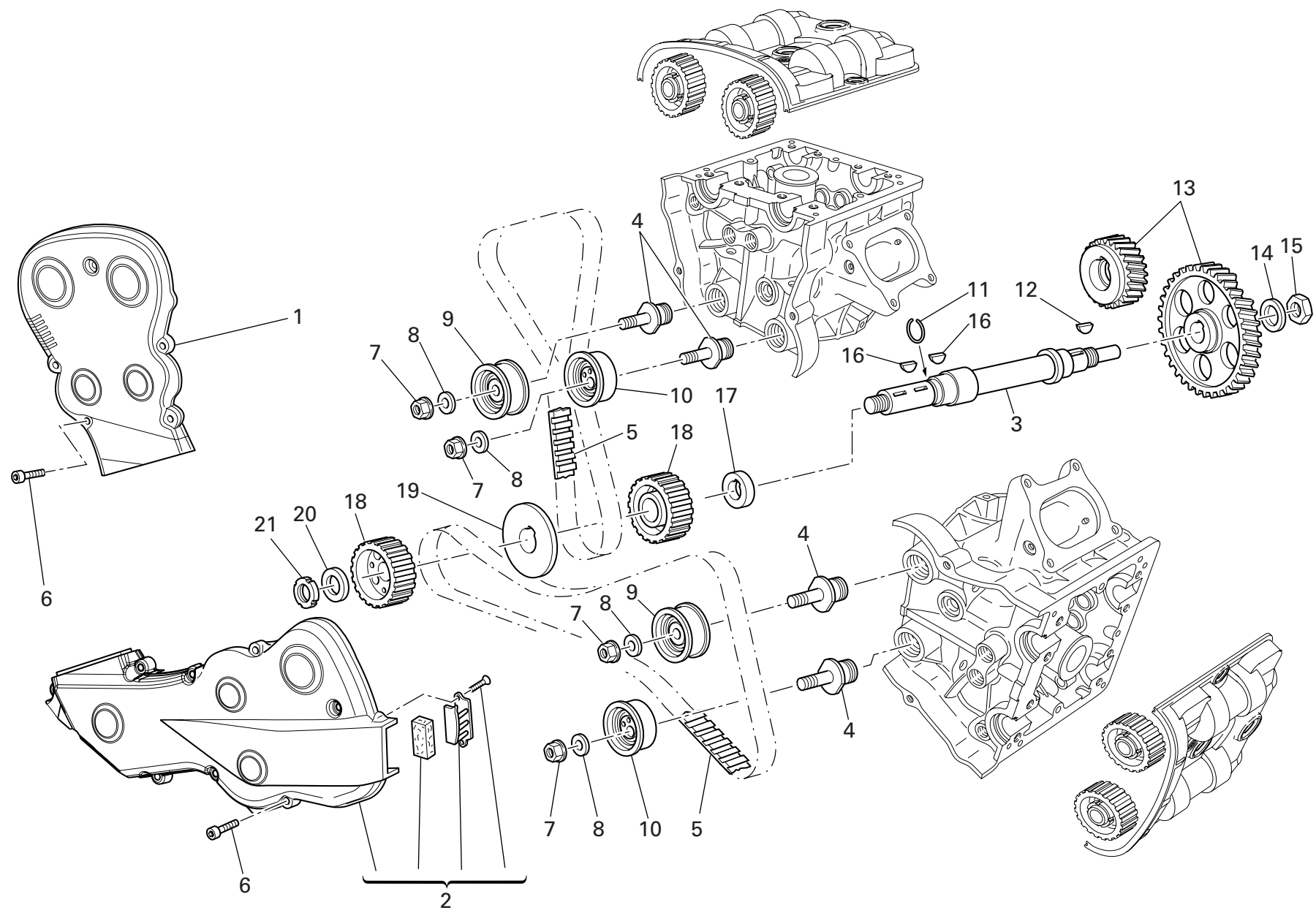
CATALOGUE No: 915.1.264.1B  
ISSUED: 08 - 07



DRAWING 007 CYLINDERS - PISTONS

NOTES NO.	CODE NO.	DESCRIPTION	VALIDITY	Q.TY	
1	122.2.143.1A	Complete piston		2	
2	121.1.079.1A	Piston pin circlip		4	
3	121.1.078.1B	Piston pin		2	
4	121.2.046.1A	Piston rings set		2	
5	120.2.150.1A	Cylinder-piston fit (horizontal)	f.m.m.008618	1	
5	120.2.150.2A	Cylinder-piston fit (horizontal)	d.m.m.008619	1	
6	791.2.044.1A	Gaskets set		1	
7	741.4.002.1A	Hose guide		4	
8	800.1.123.1A	Horizontal cylinder water inlet hose		1	
9	800.1.122.1A	Vertical cylinder water inlet hose		1	
10	120.2.151.1A	Cylinder-piston fit (vertical)	f.m.m.008618	1	
10	120.2.151.2A	Cylinder-piston fit (vertical)	d.m.m.008619	1	
11	786.1.092.2A	Head-cylinder gasket		2	
12	711.1.219.1A	Bush		4	
13	786.1.094.1A	Cylinder-crankcase gasket		2	
14	668.1.001.4A	Water pump delivery filler		2	


NOTES NO.	CODE NO.	DESCRIPTION	VALIDITY	Q.TY	
-----------	----------	-------------	----------	------	---



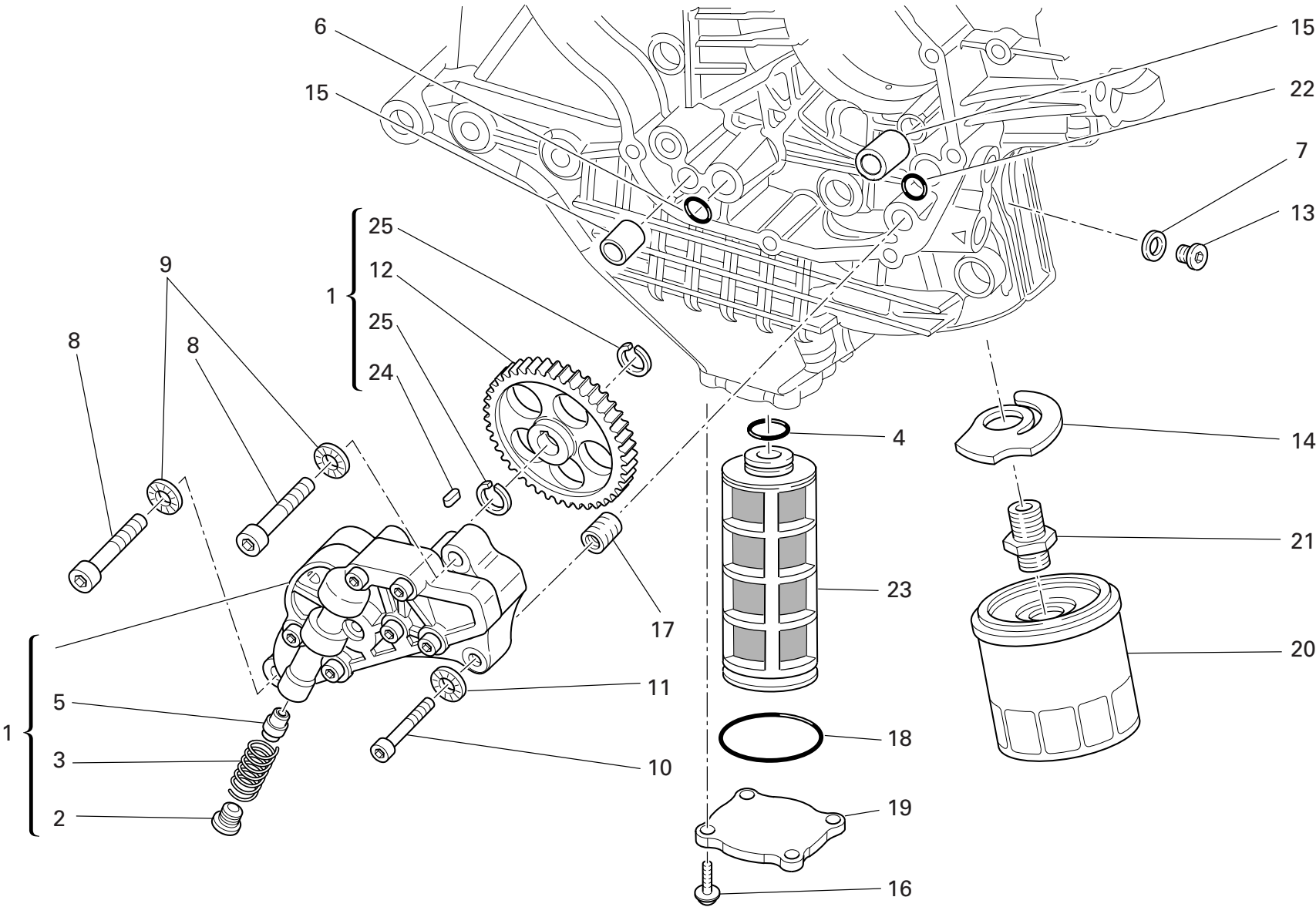


DRAWING 008

TIMING SYSTEM

NOTES NO.	CODE NO.	DESCRIPTION	VALIDITY	Q.TY 
1	245.1.071.2A	Vertical belt outer cover		1
2	245.2.070.2A	Horizontal belt outer cover assembly		1
3	147.1.014.2A	Timing lay shaft		1
4	451.1.044.1A	Tensioner roller pin		4
5	737.4.025.1A	Timing drive toothed belt		2
6	771.1.049.1A	Screw		13
7	749.4.008.1A	Nut		4
8	852.1.174.1A	Washer		4
9	451.2.018.3A	Complete fixed tensioner roller	f.m.m.009189	2
9	451.2.018.5A	Complete fixed tensioner roller	d.m.m.009190	1
10	451.2.019.3B	Complete movable tensioner roller	f.m.m.009189	2
10	451.2.019.5B	Complete movable tensioner roller	d.m.m.009190	1
11	882.1.003.1A	Snap ring		1
12	0755.29.025	Woodruff key		1
13	171.2.075.1B	Timing gears pair		1
14	851.1.013.1A	Lock washer		1
15	0124.40.060	Hexagon nut		1
16	74172.1008	Woodruff key		2
17	716.1.128.1A	Spacer		1
18	255.1.010.3B	Timing belt roller		2
19	856.1.062.2A	Belt roller separating washer		1
20	716.1.072.2A	Spacer		1
21	703.5.006.2A	Elastic-stop ring nut		1

NOTES NO.	CODE NO.	DESCRIPTION	VALIDITY	Q.TY 
-----------	----------	-------------	----------	--



DRAWING 009

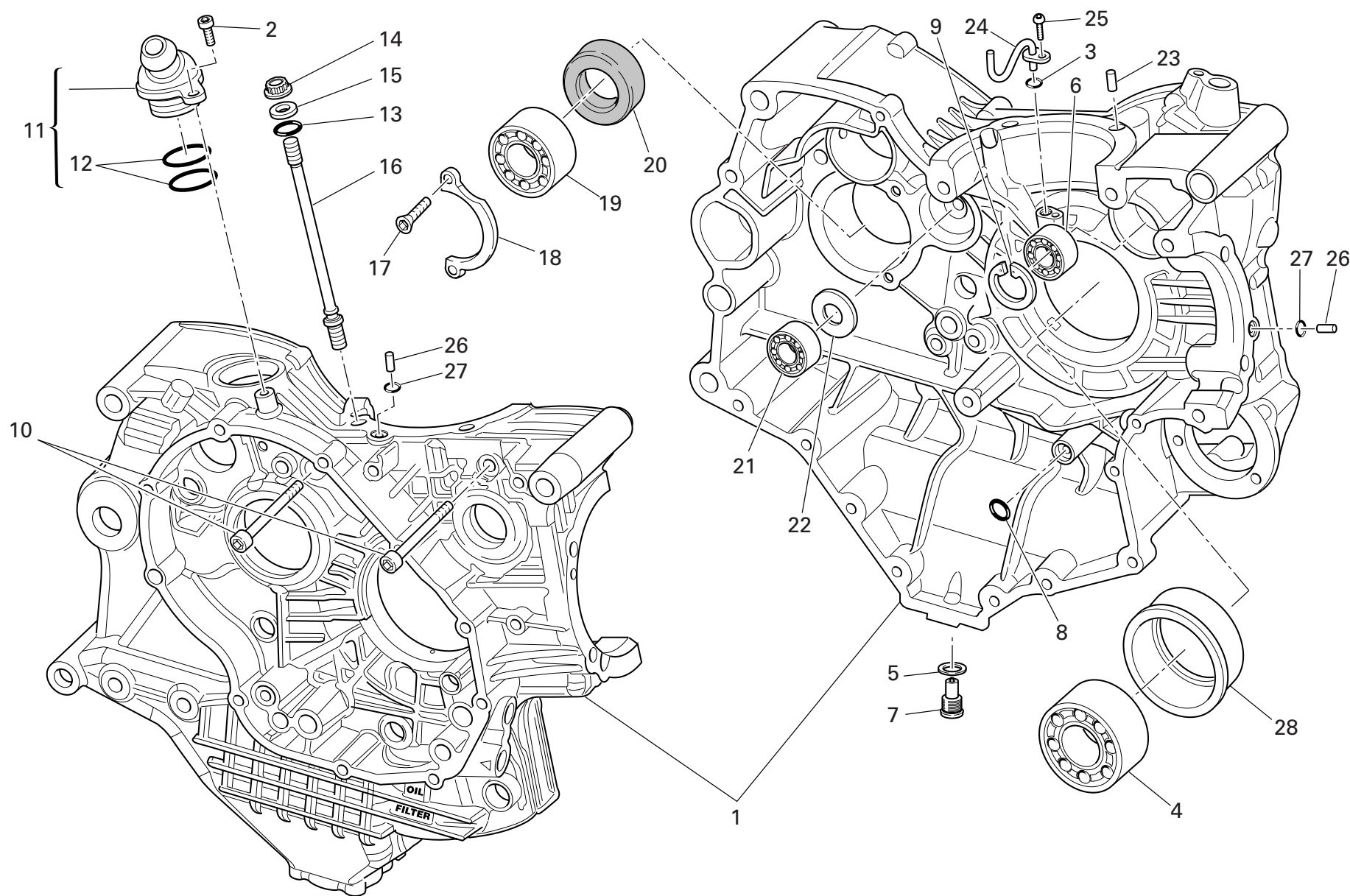
FILTERS AND OIL PUMP

NOTES NO.	CODE NO.	DESCRIPTION	VALIDITY	Q.TY 
1	174.2.038.1A	Complete oil pump		1
2	780.1.018.1A	Bypass cap		1
3	799.1.055.1A	Bypass spring		1
4	886.4.033.1A	O-ring		1
5	593.1.018.1A	Bypass valve		1
6	886.4.037.1A	O-ring		1
7	852.1.195.1A	Gasket th.2		1
8	771.5.129.8B	Screw		2
9	852.1.174.1A	Washer		2
10	771.5.069.8B	Screw		1
11	852.1.172.1A	Washer		1
12	174.1.038.1A	Pump drive gear		1
13	779.1.162.2A	Cap		1
14	799.2.077.2A	Bypass spring		1
15	0759.49.280	Locating bush		2
16	779.4.116.1A	Screw		4
17	0670.49.310	Reduction bush		1
18	886.4.034.1A	O-ring		1
19	247.1.290.1A	Cover		1
20	444.4.003.4A	Oil filter cartridge		1
21	815.1.028.1A	Nipple		1
22	93827.0114	O-ring		1
23	894.1.020.1A	Oil net filter		1
24	680.1.001.1B	Woodruff key		1
25	884.5.039.1A	Circlip		2

NOTES NO.	CODE NO.	DESCRIPTION	VALIDITY	Q.TY 
-----------	----------	-------------	----------	--

DRAWING 010

CRANKCASE HALVES



DRAWING 010 CRANKCASE HALVES

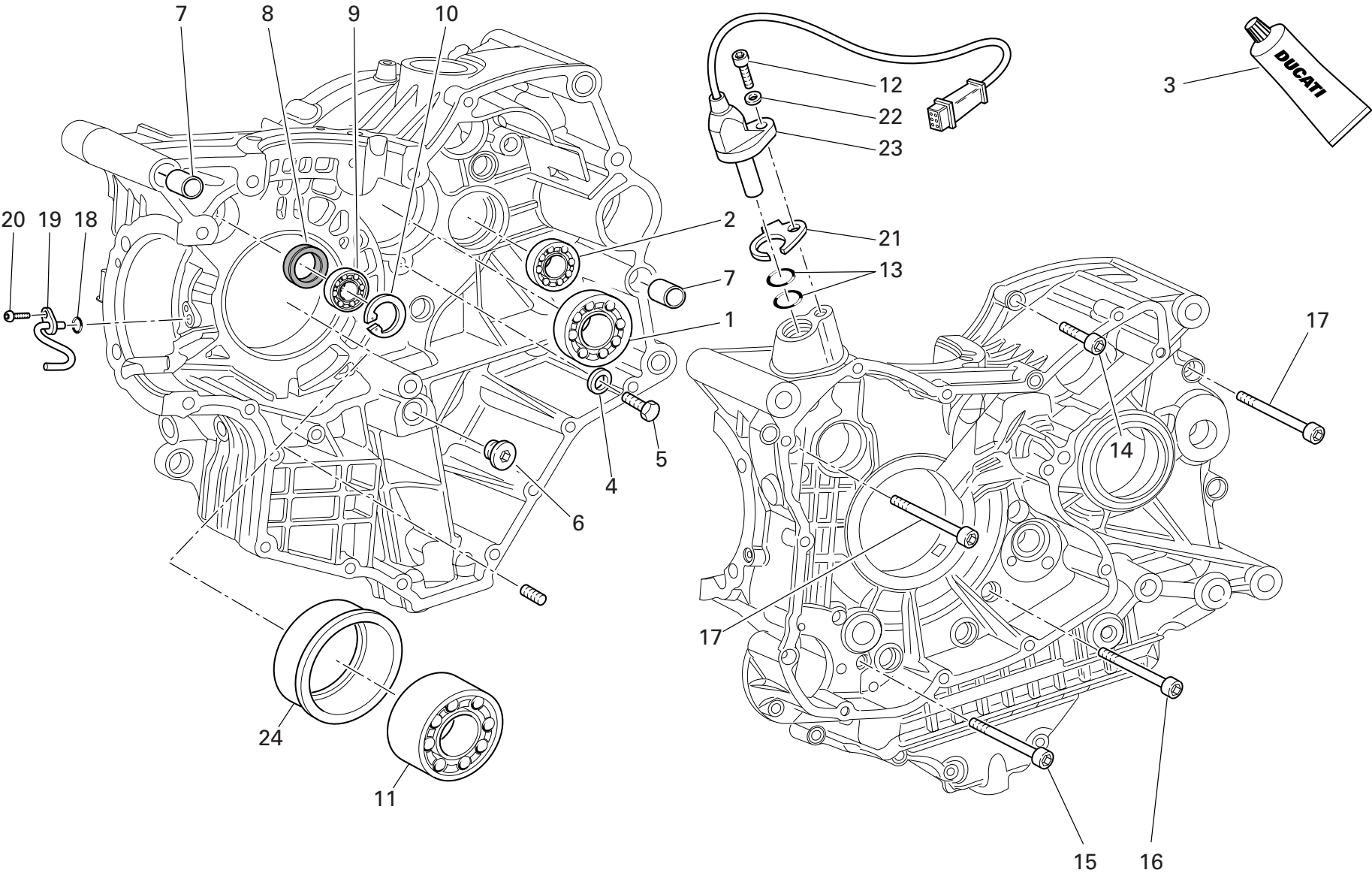
NOTES NO.	CODE NO.	DESCRIPTION	VALIDITY	Q.TY	
1	225.2.127.4A	Complete half-crankcases pair		1	
2	775.5.021.1A	Screw		1	
3	886.5.013.1A	O-Ring		1	
4	75191.3380	Bearing		1	
5	852.5.026.1A	Aluminium gasket th.1,5		1	
6	702.5.008.1A	Bearing		1	
7	893.2.006.2A	Cap		1	
8	93827.0114	O-ring		1	
9	73503.3380	Circlip		1	
10	771.5.136.8B	Screw		3	
11	593.2.042.1A	Breather valve		1	
12	463.2.022.2A	O-Ring		2	
13	886.4.118.1A	O-ring		8	
14	748.1.050.1A	Nut		8	
15	856.1.064.2A	Special washer		8	
16	766.1.055.2B	Stud bolt for fastening head cylinder		8	
17	72094.1616	Screw		2	
18	826.1.012.1A	Keep plate		1	
19	702.4.013.1A	Bearing		1	
20	930.4.022.1A	Seal ring		1	
21	702.4.033.1A	Bearing		1	
22	0370.49.250	Washer		1	
23	860.1.004.1A	Locating dowel		2	
24	875.1.123.1B	Tube		1	
25	775.1.031.1B	Screw		1	
26	860.1.005.1A	Locating dowel		2	
27	886.1.024.1A	O-Ring		2	

CATALOGUE No: 915.1.264.1B  
ISSUED: 08 - 07


NOTES NO.	CODE NO.	DESCRIPTION	VALIDITY	Q.TY	
28	710.1.125.1A	Bearing holder bush		1	

CATALOGUE No: 915.1.264.1B  
ISSUED: 08 - 07

DRAWING 010a CRANKCASE HALVES

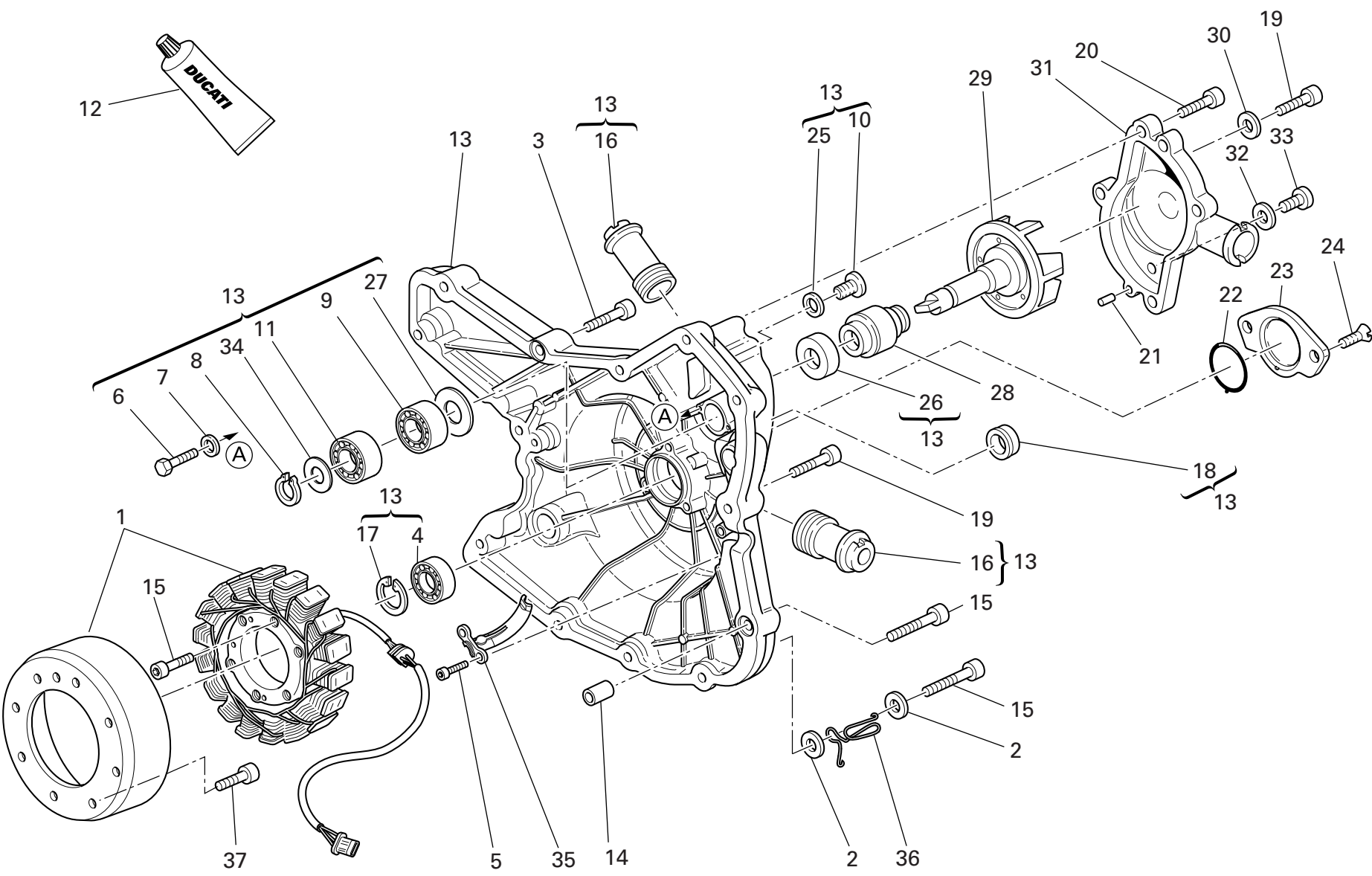


DRAWING 010a CRANKCASE HALVES

NOTES NO.	CODE NO.	DESCRIPTION	VALIDITY	Q.TY 
1	702.5.019.1A	Bearing		1
2	702.4.033.1A	Bearing		1
3	94247.0014	Fluid sealant		1
4	713.1.140.1A	Spacer		2
5	770.5.250.8B	Screw		2
6	780.1.005.1A	Cap		1
7	711.1.095.1A	Bush		2
8	93785.1830	Seal ring		1
9	75794.1542	Bearing		1
10	73503.3380	Circlip		1
11	702.4.020.1A	Bearing		1
12	771.1.051.8B	Screw		1
13	886.4.033.1A	O-ring		2
14	771.5.072.8B	Screw		8
15	771.5.080.8B	Screw		2
16	779.1.029.2A	Special screw		1
17	771.5.139.8B	Screw		4
18	886.5.013.1A	O-Ring		1
19	875.1.123.1B	Tube		1
20	775.1.031.1B	Screw		1
21	788.1.076.1A	Gasket th.0,6		1
21	788.1.076.1AA	Gasket th.0,8		1
21	788.1.076.1AB	Gasket th.1,0		1
22	853.1.003.1A	Spring washer		1
23	552.4.020.1A	Sensor		1
24	710.1.126.1A	Bearing holder bush		1

NOTES NO.	CODE NO.	DESCRIPTION	VALIDITY	Q.TY 
-----------	----------	-------------	----------	--

DRAWING 011 WATER PUMP-ALTR-SIDE CRNKCASE COVER






DRAWING 011 WATER PUMP-ALTR-SIDE CRNKCSE COVER

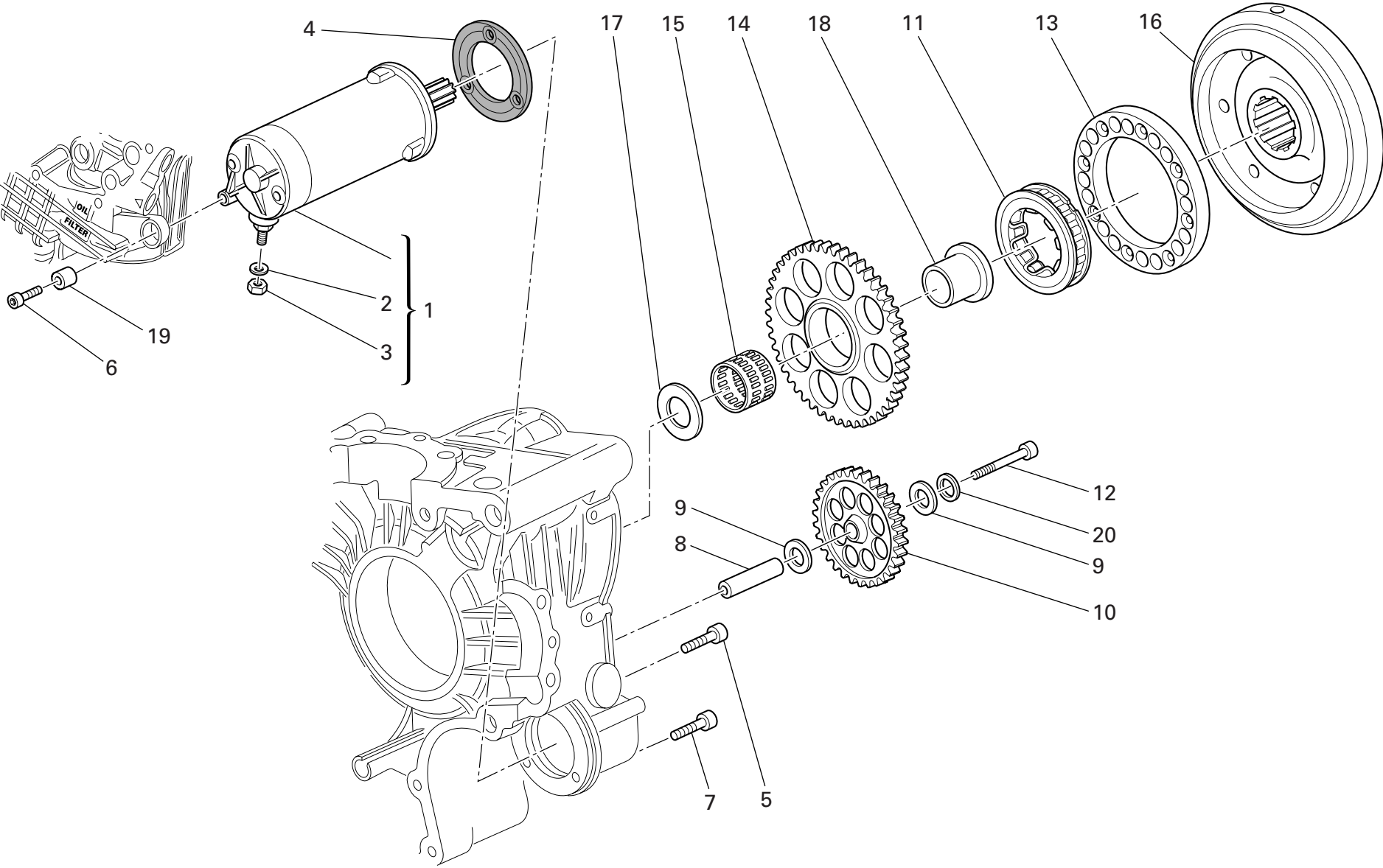
NOTES NO.	CODE NO.	DESCRIPTION	VALIDITY	Q.TY 
1	264.4.017.1A	Generator		1
2	852.5.028.1A	Washer		2
3	771.5.067.8B	Screw		2
4	702.5.008.1A	Bearing		1
5	771.5.064.8B	Screw		2
6	770.5.250.8B	Screw		2
7	852.1.172.1A	Washer		2
8	884.5.011.1A	A 10 Ring		1
9	702.4.010.2A	Bearing		1
10	779.1.026.2A	Screw		1
11	702.4.009.1A	Bearing		1
12	94247.0014	Fluid sealant		1
13	242.2.074.1AB	Generator cover		1
14	711.1.160.1A	Locating bush		2
15	771.5.071.8B	Screw		2
16	668.1.001.4A	Water pump delivery filler		2
17	73503.3380	Circlip		1
18	93783.1524	Seal ring		1
19	771.5.069.8B	Screw		9
20	771.5.066.8B	Screw		4
21	860.1.004.1A	Locating dowel		2
22	886.1.095.1A	O-ring		1
23	247.1.305.1AG	Cover		1
24	777.5.049.8B	Screw		2
25	852.5.026.1A	Aluminium gasket th.1,5		1
26	930.5.005.1A	Seal		1
27	713.1.128.1B	Spacer		1

CATALOGUE No: 915.1.264.1B  
ISSUED: 08 - 07

NOTES NO.	CODE NO.	DESCRIPTION	VALIDITY	Q.TY 
28	930.5.006.2B	Mechanical seal		1
29	251.2.008.1A	Water pump fan		1
30	852.5.023.1A	Gasket		1
31	247.2.130.1AB	Complete water pump cover		1
32	852.5.024.1A	Gasket th.1		1
33	780.5.001.1A	Cap		1
34	852.1.114.1A	Washer		1
35	830.1.235.1A	Bracket		1
36	881.1.051.1A	Holder		1
37	779.4.075.1A	Screw		8

CATALOGUE No: 915.1.264.1B  
ISSUED: 08 - 07

DRAWING 012 ELECTRIC STARTING AND IGNITION

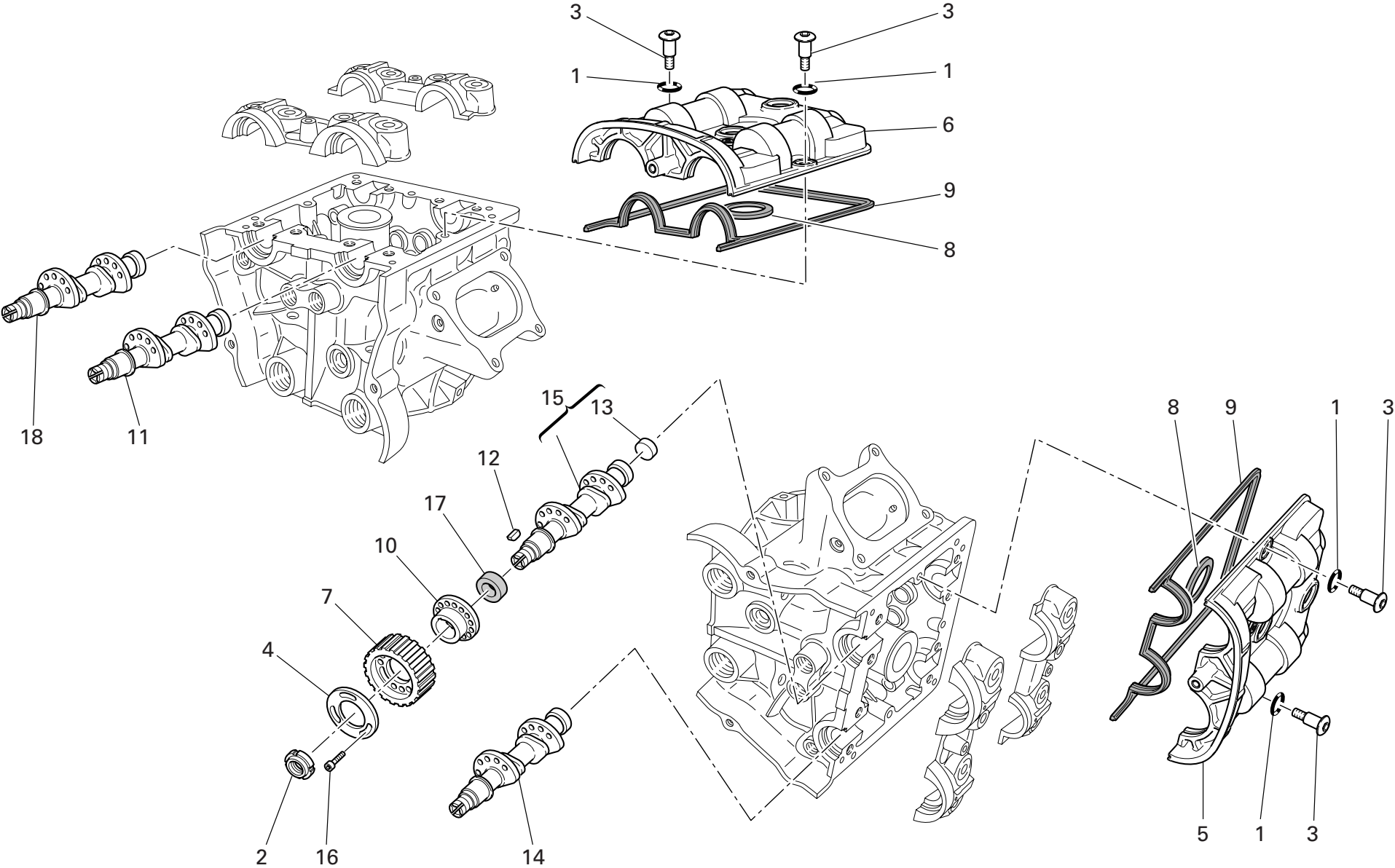


DRAWING 012 ELECTRIC STARTING AND IGNITION


NOTES NO.	CODE NO.	DESCRIPTION	VALIDITY	Q.TY 
1	270.4.010.1A	Complete starter motor		1
2	853.1.003.1A	Spring washer		1
3	750.1.121.1A	Nut		1
4	788.1.054.2A	Starter motor gasket		1
5	771.1.049.1A	Screw		2
6	771.1.052.1A	Screw		1
7	771.5.069.8B	Screw		1
8	821.1.279.1A	Intermediate gear pin		1
9	856.1.071.1A	Washer		2
10	176.1.020.1A	Intermediate gear assembly		1
11	701.4.008.1A	Starter clutch		1
12	771.1.027.1A	Screw		1
13	160.1.370.1A	Flange		1
14	173.1.022.1A	Electric starter driven gear		1
15	702.4.018.1A	Needle bearing		1
16	276.1.038.2A	Ignition flywheel		1
17	856.1.075.1A	Shim		1
18	881.1.034.1A	Inner ring		1
19	700.1.036.1A	Flexible bush		1
20	856.1.121.1B	Washer		1

NOTES NO.	CODE NO.	DESCRIPTION	VALIDITY	Q.TY 
-----------	----------	-------------	----------	--

DRAWING 013 CYLINDER HEAD : TIMING SYSTEM



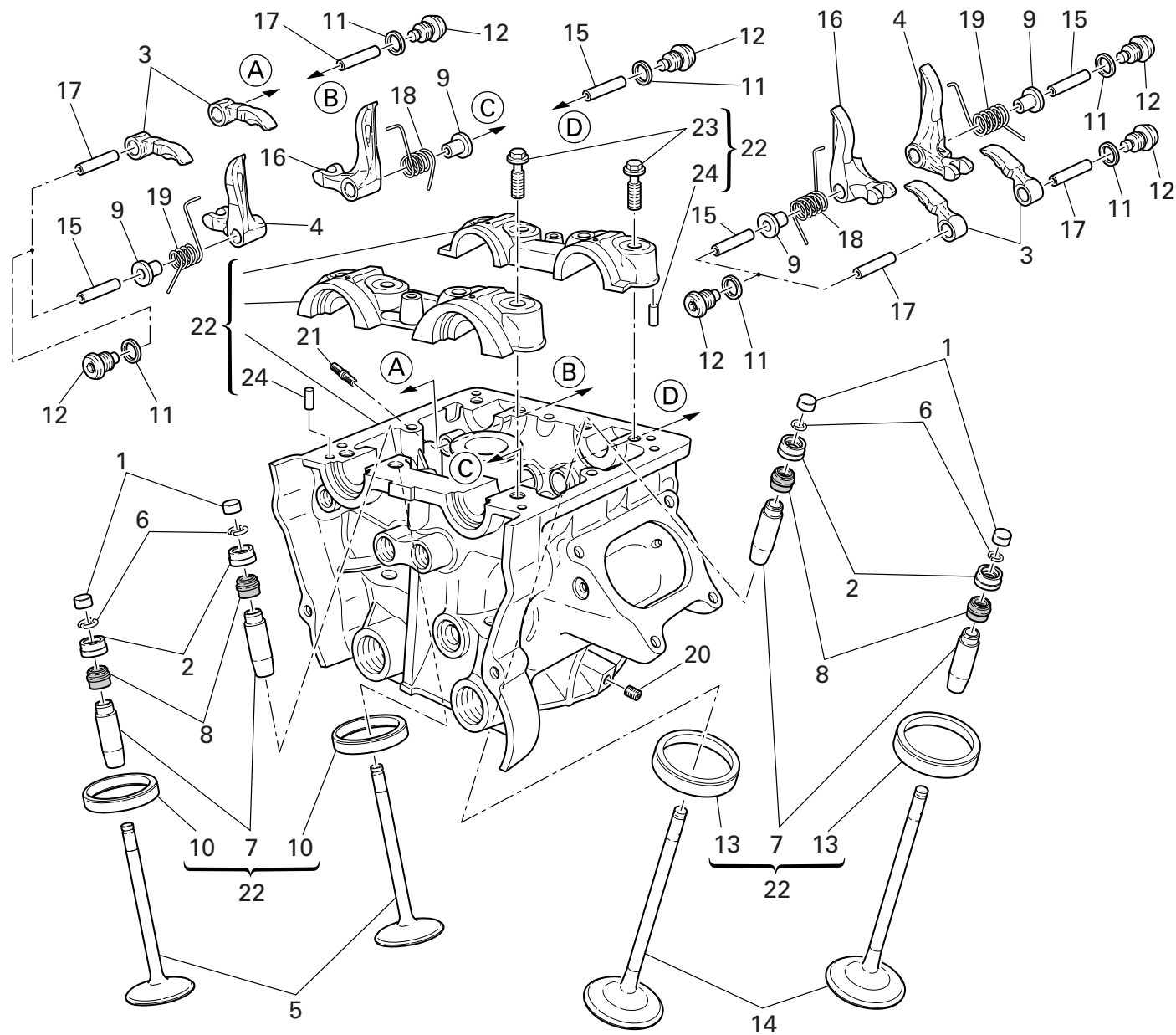
DRAWING 013 CYLINDER HEAD : TIMING SYSTEM

NOTES NO.	CODE NO.	DESCRIPTION	VALIDITY	Q.TY
				
1	886.5.051.1A	O-ring		8
2	703.5.002.2A	Ring nut		4
3	779.1.509.1A	Special screw		8
4	856.1.074.2A	Special washer		4
5	247.1.287.1B	Horizontal cover		1
6	247.1.288.1B	Vertical cover		1
7	255.1.019.3A	Timing belt roller		4
8	788.1.094.1A	Gasket		2
9	788.1.093.1A	Head gasket		2
10	160.1.094.1A	Spacer		4
11	148.2.307.2A	Vertical intake camshaft		1
12	680.5.006.1A	Woodruff key		4
13	873.1.005.1A	Cap		4
14	148.2.308.2A	Horizontal exhaust camshaft		1
15	148.2.306.2A	Horizontal intake camshaft		1
16	779.5.030.2A	Screw		12
17	930.5.007.1A	Seal ring		4
18	148.2.309.2A	Vertical exhaust camshaft		1

NOTES NO.	CODE NO.	DESCRIPTION	VALIDITY	Q.TY
				


DRAWING 014 VERTICAL CYLINDER HEAD

1	2
Registro bilanc. apertura	Registro bilanc. chiusura
Adjustment	Adjustment
Réglage	Réglage
Ventilhäppchen	Ventilhäppchen
840.1.031.1A - 1,8	840.1.041.2B - 2,2
840.1.032.1A - 1,85	840.1.042.2B - 2,25
840.1.033.1A - 1,9	840.1.043.2B - 2,3
840.1.034.1A - 1,95	840.1.044.2B - 2,35
840.1.001.1A - 2,0	840.1.045.2B - 2,4
840.1.002.1A - 2,05	840.1.046.2B - 2,45
840.1.003.1A - 2,1	840.1.047.2B - 2,5
840.1.004.1A - 2,15	840.1.048.2B - 2,55
840.1.005.1A - 2,2	840.1.049.2B - 2,6
840.1.006.1A - 2,25	840.1.050.2B - 2,65
840.1.007.1A - 2,3	840.1.051.2B - 2,7
840.1.008.1A - 2,35	840.1.052.2B - 2,75
840.1.009.1A - 2,4	840.1.053.2B - 2,8
840.1.010.1A - 2,45	840.1.054.2B - 2,85
840.1.011.1A - 2,5	840.1.055.2B - 2,9
840.1.012.1A - 2,55	840.1.056.2B - 2,95
840.1.013.1A - 2,6	840.1.057.2B - 3,0
840.1.014.1A - 2,65	840.1.058.2B - 3,05
840.1.015.1A - 2,7	840.1.059.2B - 3,1
840.1.016.1A - 2,75	840.1.060.2B - 3,15
840.1.017.1A - 2,8	840.1.061.2B - 3,2
840.1.018.1A - 2,85	840.1.062.2B - 3,25
840.1.019.1A - 2,9	840.1.063.2B - 3,3
840.1.020.1A - 2,95	840.1.064.2B - 3,35
840.1.021.1A - 3,0	840.1.065.2B - 3,4
840.1.022.1A - 3,05	840.1.066.2B - 3,45
840.1.023.1A - 3,1	840.1.067.2B - 3,5
840.1.024.1A - 3,15	840.1.068.2B - 3,55
840.1.025.1A - 3,2	840.1.069.2B - 3,6
840.1.026.1A - 3,25	840.1.070.2B - 3,65
840.1.027.1A - 3,3	840.1.071.2B - 3,7
840.1.028.1A - 3,35	840.1.072.2B - 3,75
840.1.029.1A - 3,4	840.1.073.2B - 3,8
840.1.030.1A - 3,45	840.1.074.2B - 3,85
	840.1.075.2B - 3,9
	840.1.076.2B - 3,95
	840.1.077.2B - 4,0
	840.1.078.2B - 4,05
	840.1.079.2B - 4,1
	840.1.080.2B - 4,15
	840.1.081.2B - 4,2
	840.1.082.2B - 4,25
	840.1.083.2B - 4,3
	840.1.084.2B - 4,35
	840.1.085.2B - 4,4
	840.1.086.2B - 4,45
	840.1.087.2B - 4,5




DRAWING 014

VERTICAL CYLINDER HEAD

NOTES NO.	CODE NO.	DESCRIPTION	VALIDITY	Q.TY 
1	840.2.001.1A	See table		4
2	840.2.002.2B	See table		4
3	208.1.029.1A	Opening rocker		4
4	209.1.036.1A	Closing rocker (L.H.)		2
5	211.1.070.1B	Exhaust valve		2
6	669.1.001.1E	Split rings		4
7	303.1.051.1BB	Oversize valve guide 0.03		4
7	303.1.051.1BC	Oversize valve guide 0.06		4
7	303.1.051.1BD	Oversize valve guide 0.09		4
8	764.1.002.1A	Rubber pad		4
9	713.1.292.1A	Spacer		4
10	304.1.063.1A	Exhaust valve seat		2
10	304.1.063.1AB	Oversize exhaust valve seat 0.03		2
10	304.1.063.1AC	Oversize exhaust valve seat 0.06		2
11	852.5.026.1A	Aluminium gasket th.1,5		8
12	780.1.051.1A	Cap		8
13	304.1.064.1B	Intake valve seat		2
13	304.1.064.1BB	Oversize intake valve seat 0.03		2
13	304.1.064.1BC	Oversize intake valve seat 0.06		2
14	210.1.072.1A	Intake valve		2
15	821.1.223.1B	Closing rocker shaft		4
16	209.1.035.1A	Closing rocker (R.H.)		2
17	821.1.222.1B	Opening rocker shaft		4
18	799.1.486.1A	Valve return spring (R.H.)		2
19	799.1.485.1A	Valve return spring (L.H.)		2
20	417.6.011.3A	Threaded dowel		1
21	766.4.019.1A	Stud bolt		3

CATALOGUE No: 915.1.264.1B  
ISSUED: 08 - 07

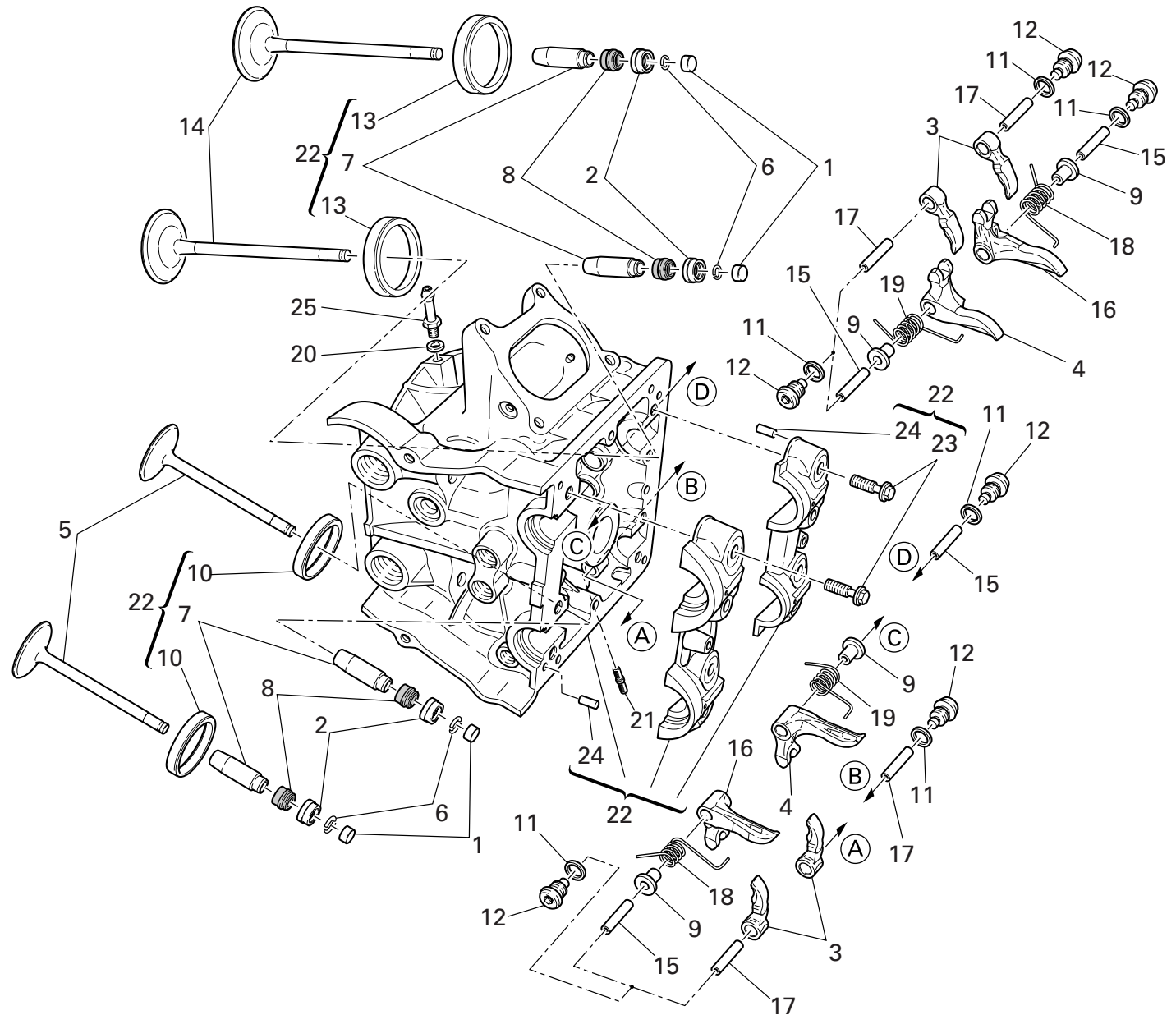
NOTES NO.	CODE NO.	DESCRIPTION	VALIDITY	Q.TY 
22	301.2.239.3B	Complete vertical head		1
23	779.1.421.1A	Special screw		8
24	860.5.006.1A	Pin		4

CATALOGUE No: 915.1.264.1B  
ISSUED: 08 - 07

DRAWING 015


HORIZONTAL CYLINDER HEAD

1	2
Registro bilanc. apertura Adjustment Réglage Ventilkäppchen	Registro bilanc. chiusura Adjustment Réglage Ventilkäppchen
840.1.031.1A - 1,8	840.1.041.2B - 2,2
840.1.032.1A - 1,85	840.1.042.2B - 2,25
840.1.033.1A - 1,9	840.1.043.2B - 2,3
840.1.034.1A - 1,95	840.1.044.2B - 2,35
840.1.001.1A - 2,0	840.1.045.2B - 2,4
840.1.002.1A - 2,05	840.1.046.2B - 2,45
840.1.003.1A - 2,1	840.1.047.2B - 2,5
840.1.004.1A - 2,15	840.1.048.2B - 2,55
840.1.005.1A - 2,2	840.1.049.2B - 2,6
840.1.006.1A - 2,25	840.1.050.2B - 2,65
840.1.007.1A - 2,3	840.1.051.2B - 2,7
840.1.008.1A - 2,35	840.1.052.2B - 2,75
840.1.009.1A - 2,4	840.1.053.2B - 2,8
840.1.010.1A - 2,45	840.1.054.2B - 2,85
840.1.011.1A - 2,5	840.1.055.2B - 2,9
840.1.012.1A - 2,55	840.1.056.2B - 2,95
840.1.013.1A - 2,6	840.1.057.2B - 3,0
840.1.014.1A - 2,65	840.1.058.2B - 3,05
840.1.015.1A - 2,7	840.1.059.2B - 3,1
840.1.016.1A - 2,75	840.1.060.2B - 3,15
840.1.017.1A - 2,8	840.1.061.2B - 3,2
840.1.018.1A - 2,85	840.1.062.2B - 3,25
840.1.019.1A - 2,9	840.1.063.2B - 3,3
840.1.020.1A - 2,95	840.1.064.2B - 3,35
840.1.021.1A - 3,0	840.1.065.2B - 3,4
840.1.022.1A - 3,05	840.1.066.2B - 3,45
840.1.023.1A - 3,1	840.1.067.2B - 3,5
840.1.024.1A - 3,15	840.1.068.2B - 3,55
840.1.025.1A - 3,2	840.1.069.2B - 3,6
840.1.026.1A - 3,25	840.1.070.2B - 3,65
840.1.027.1A - 3,3	840.1.071.2B - 3,7
840.1.028.1A - 3,35	840.1.072.2B - 3,75
840.1.029.1A - 3,4	840.1.073.2B - 3,8
840.1.030.1A - 3,45	840.1.074.2B - 3,85
	840.1.075.2B - 3,9
	840.1.076.2B - 3,95
	840.1.077.2B - 4,0
	840.1.078.2B - 4,05
	840.1.079.2B - 4,1
	840.1.080.2B - 4,15
	840.1.081.2B - 4,2
	840.1.082.2B - 4,25
	840.1.083.2B - 4,3
	840.1.084.2B - 4,35
	840.1.085.2B - 4,4
	840.1.086.2B - 4,45
	840.1.087.2B - 4,5






DRAWING 015 HORIZONTAL CYLINDER HEAD

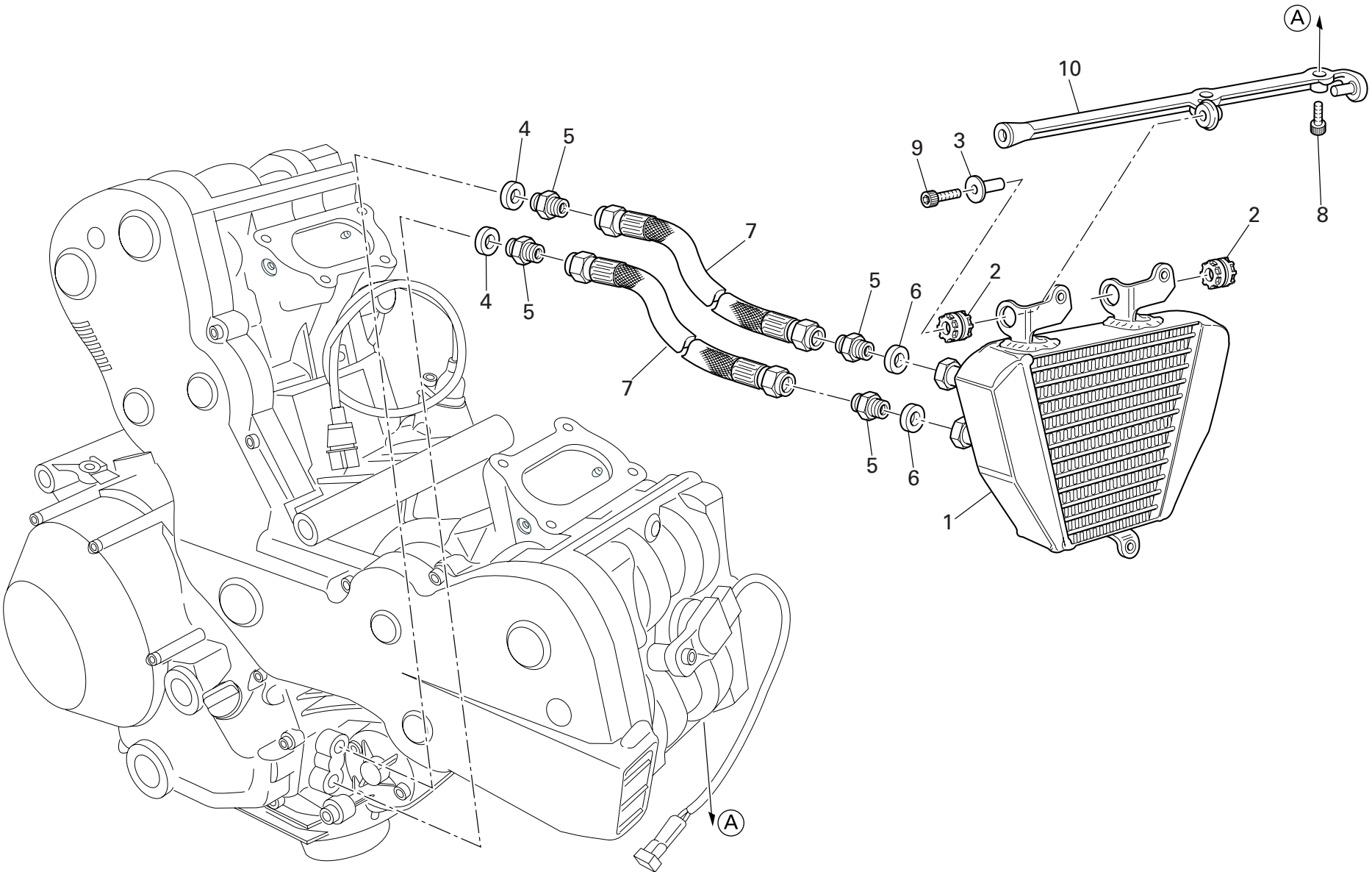
NOTES NO.	CODE NO.	DESCRIPTION	VALIDITY	Q.TY	
1	840.2.001.1A	See table		4	
2	840.2.002.2B	See table		4	
3	208.1.029.1A	Opening rocker		4	
4	209.1.036.1A	Closing rocker (L.H.)		2	
5	211.1.070.1B	Exhaust valve		2	
6	669.1.001.1E	Split rings		4	
7	303.1.051.1BB	Oversize valve guide 0.03		4	
7	303.1.051.1BC	Oversize valve guide 0.06		4	
7	303.1.051.1BD	Oversize valve guide 0.09		4	
8	764.1.002.1A	Rubber pad		4	
9	713.1.292.1A	Spacer		4	
10	304.1.063.1A	Exhaust valve seat		2	
10	304.1.063.1AB	Oversize exhaust valve seat 0.03		2	
10	304.1.063.1AC	Oversize exhaust valve seat 0.06		2	
11	852.5.026.1A	Aluminium gasket th.1,5		8	
12	780.1.051.1A	Cap		8	
13	304.1.064.1B	Intake valve seat		2	
13	304.1.064.1BB	Oversize intake valve seat 0.03		2	
13	304.1.064.1BC	Oversize intake valve seat 0.06		2	
14	210.1.072.1A	Intake valve		2	
15	821.1.223.1B	Closing rocker shaft		4	
16	209.1.035.1A	Closing rocker (R.H.)		2	
17	821.1.222.1B	Opening rocker shaft		4	
18	799.1.486.1A	Valve return spring (R.H.)		2	
19	799.1.485.1A	Valve return spring (L.H.)		2	
20	852.5.023.1A	Gasket		1	
21	766.4.019.1A	Stud bolt		3	

CATALOGUE No: 915.1.264.1B  
ISSUED: 08 - 07


NOTES NO.	CODE NO.	DESCRIPTION	VALIDITY	Q.TY	
22	301.2.238.3B	Complete horizontal head		1	
23	779.1.421.1A	Special screw		8	
24	860.5.006.1A	Pin		4	
25	814.1.188.1A	Union		1	

CATALOGUE No: 915.1.264.1B  
ISSUED: 08 - 07

DRAWING 016 OIL COOLER

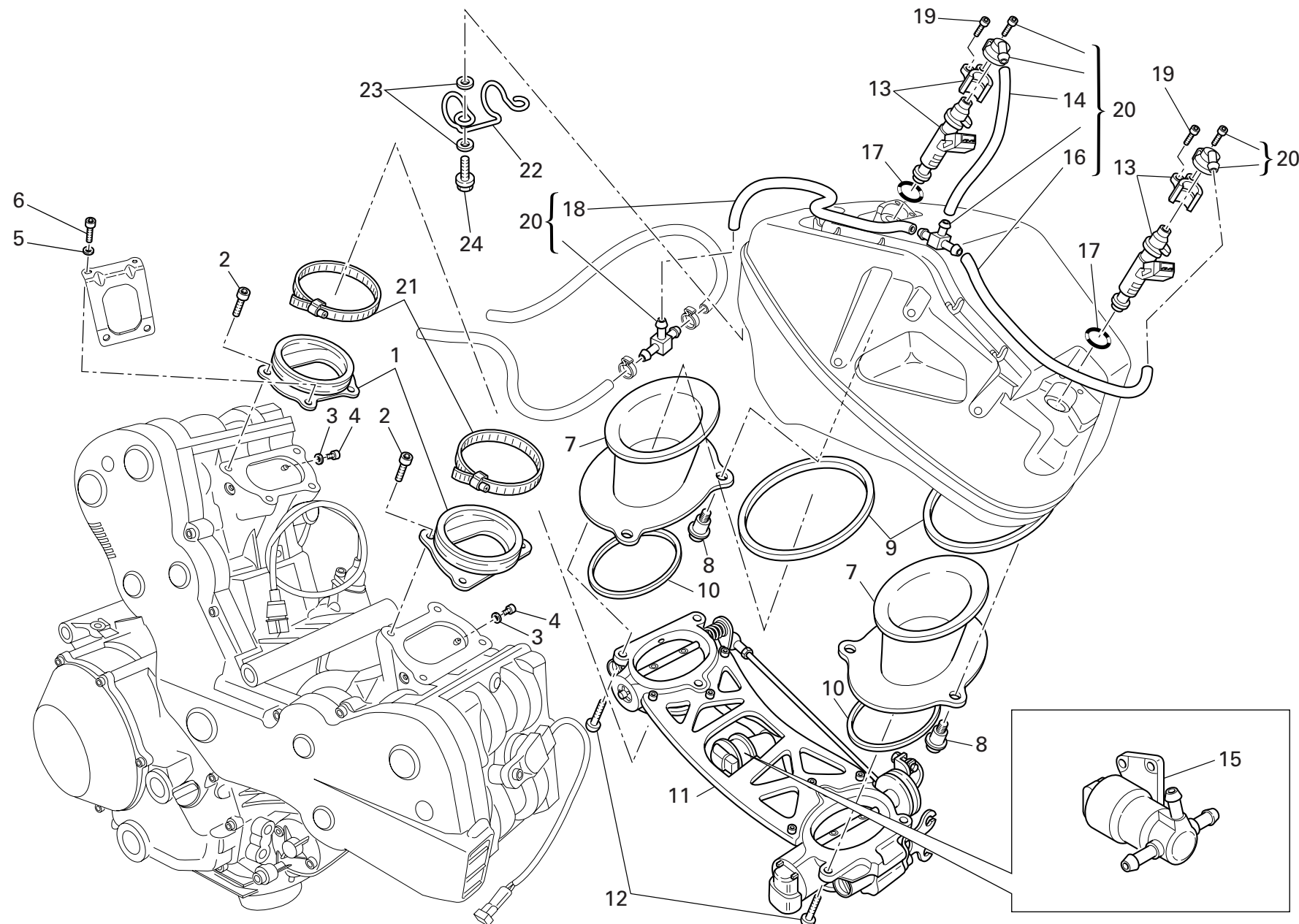


DRAWING 016 OIL COOLER

NOTES NO.	CODE NO.	DESCRIPTION	VALIDITY	Q.TY	
1	548.4.078.1A	Oil cooler		1	
2	764.1.022.1A	Vibration damper pad		2	
3	716.1.003.1A	Spacer		1	
4	787.1.011.1A	Aluminium gasket th.2		2	
5	815.1.022.1A	Nipple		2	
6	420.2.006.4A	Aluminium gasket		2	
7	549.1.030.1A	Oil delivery pipe		2	
8	771.5.064.8B	Screw		3	
9	771.5.069.8B	Screw		1	
10	830.1.409.1A	Bracket		1	

NOTES NO.	CODE NO.	DESCRIPTION	VALIDITY	Q.TY	
-----------	----------	-------------	----------	------	---

DRAWING 017 THROTTLE BODY

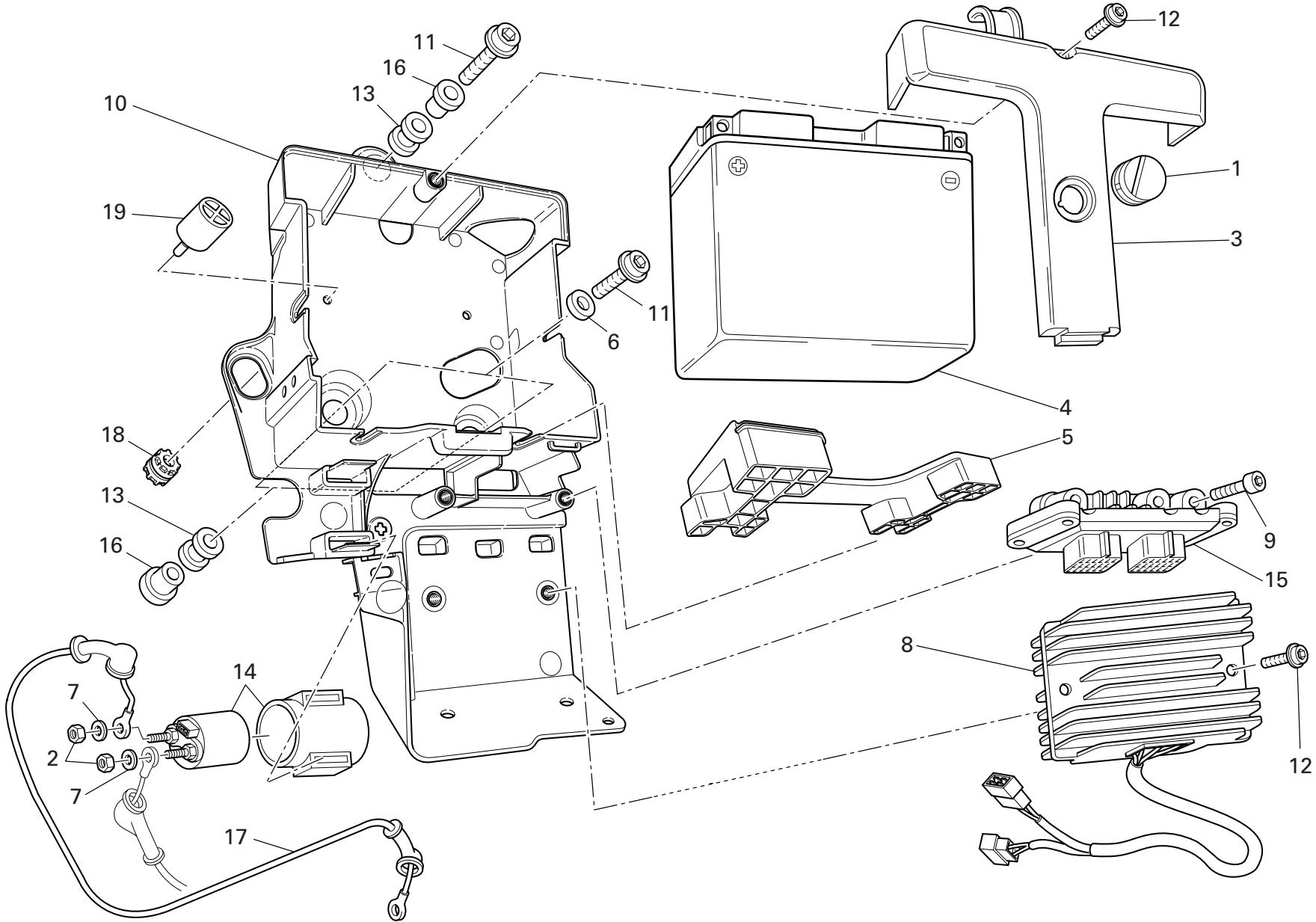


DRAWING 017 THROTTLE BODY


NOTES NO.	CODE NO.	DESCRIPTION	VALIDITY	Q.TY
				
1	140.1.048.1B	Intake manifold		2
2	775.5.021.1A	Screw		6
3	852.5.023.1A	Gasket		2
4	773.5.061.8B	Screw		2
5	852.1.176.1A	Washer		2
6	771.5.066.8B	Screw		2
7	135.1.023.2A	Intake duct		2
8	772.1.085.1A	Special screw		6
9	788.1.096.2A	Gasket		2
10	788.1.097.2A	Gasket		2
11	282.4.079.1A	Complete throttle body		1
12	775.1.017.1B	Screw		6
13	280.4.016.1A	Injector		2
14	590.1.293.1A	Tube (vertical)		1
15	283.4.011.1A	Stepper motor		1
16	590.1.292.1A	Tube (horizontal)		1
17	886.4.089.1A	O-ring		2
18	590.1.294.1A	Tube		1
19	773.5.018.8B	Screw		4
20	590.2.026.1A	Complete pipe set		1
21	741.4.166.1A	Clamp		2
22	758.1.039.2A	Hose guide		1
23	852.4.013.1A	Washer		2
24	772.1.045.1A	Screw		2

NOTES NO.	CODE NO.	DESCRIPTION	VALIDITY	Q.TY
				

DRAWING 018 BATTERY SUPPORT

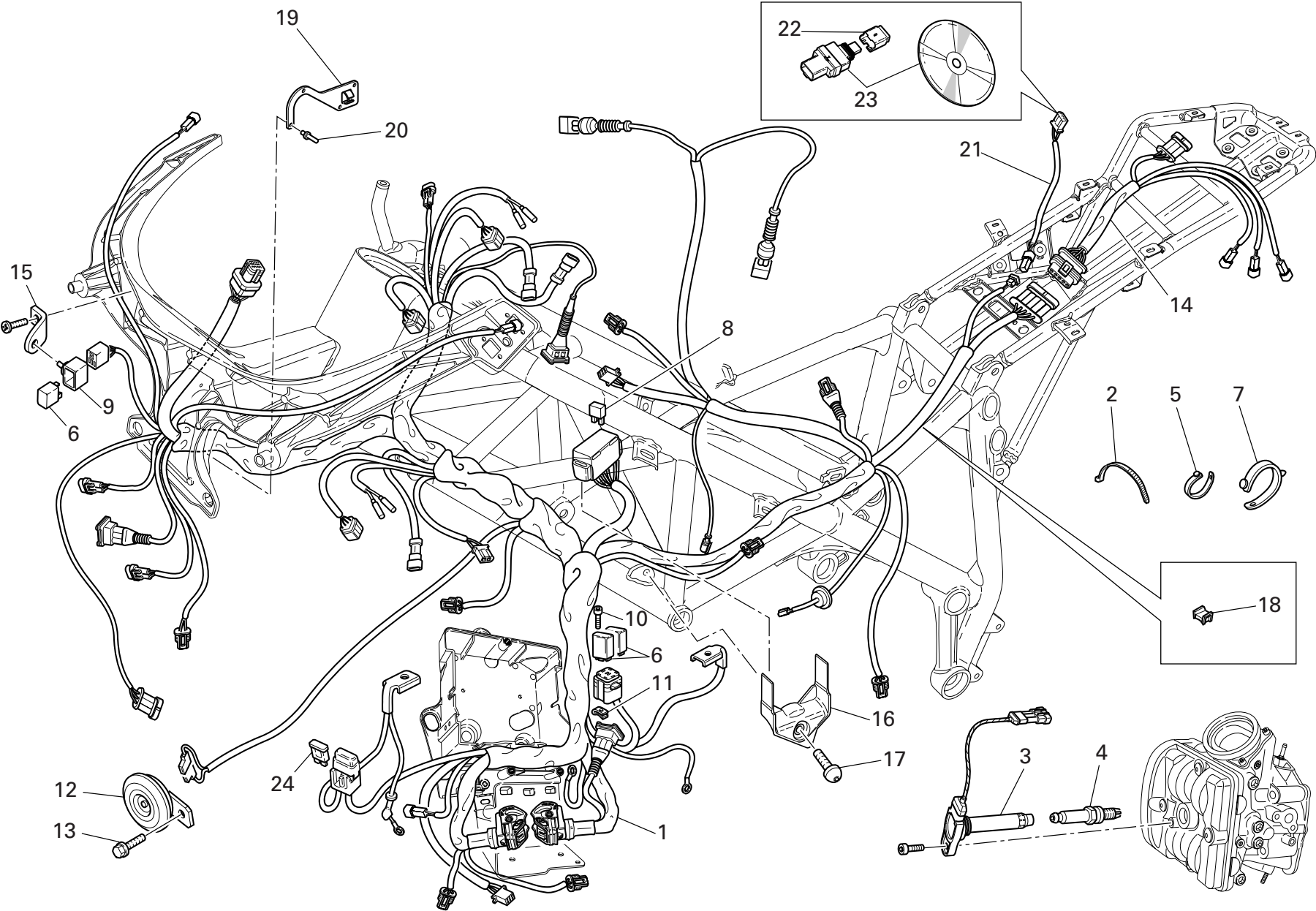


DRAWING 018 BATTERY SUPPORT

NOTES NO.	CODE NO.	DESCRIPTION	VALIDITY	Q.TY 
1	764.1.062.1A	Rubber pad		1
2	750.5.005.1A	Nut		2
3	247.1.297.1A	Cover		1
4	395.2.013.1C	Battery		1
5	866.1.078.1A	Battery resting buffer		1
6	852.5.029.1A	Washer		2
7	853.5.010.1A	Spring washer		2
8	540.4.027.1A	Regulator		1
9	771.5.672.1B	Screw		2
10	829.1.939.1A	Battery box mount		1
11	771.5.667.8B	Screw		3
12	771.5.669.8B	Screw		3
13	764.1.090.1A	Rubber pad		3
14	397.4.003.1B	Remote switch		1
15	286.4.166.1F	Injection control unit		1
16	716.1.106.1A	Spacer		3
17	514.1.051.1A	Solenoid starter - starter motor cable		1
18	764.1.022.1A	Vibration damper pad		1
19	866.1.079.1A	Pad		2


NOTES NO.	CODE NO.	DESCRIPTION	VALIDITY	Q.TY 
-----------	----------	-------------	----------	--

DRAWING 018a ELECTRICAL SYSTEM





DRAWING 018a ELECTRICAL SYSTEM

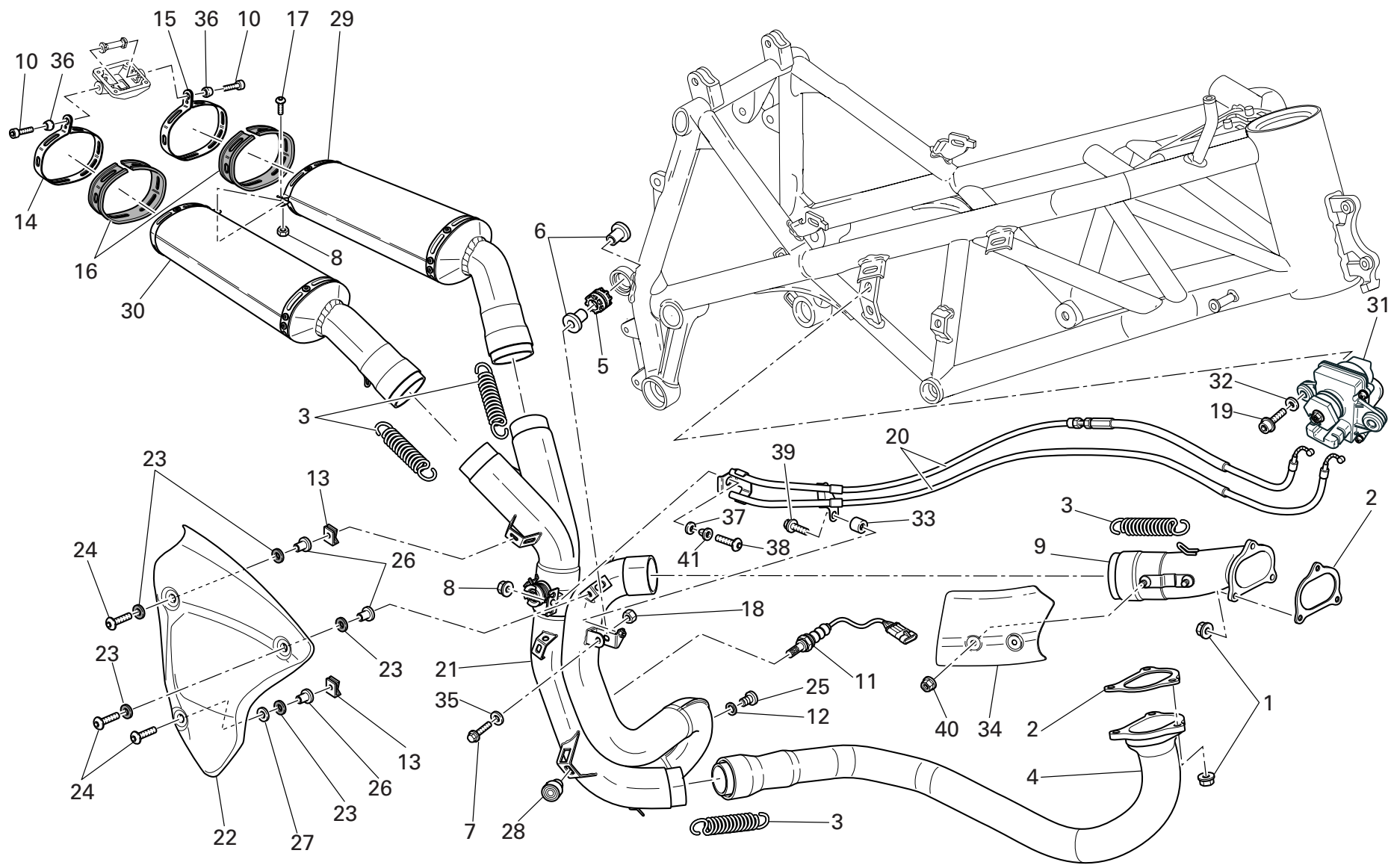
NOTES NO.	CODE NO.	DESCRIPTION	VALIDITY	Q.TY	
1	510.1.477.1B	Main wiring		1	
2	741.4.038.1A	Hose guide		11	
3	380.1.014.3B	Coil		2	
4	670.4.038.1A	Spark plug		2	
5	741.1.010.1A	Hose guide		1	
6	541.4.007.1A	Relay		3	
7	8000.53724	Hose guide		5	
8	389.4.019.1A	Fuse 5A		1	
8	389.4.020.1A	Fuse 10A		1	
8	389.4.021.1A	Fuse 15A		1	
8	389.4.022.1A	Fuse 20A		1	
8	389.4.024.1A	Fuse 7.5A		1	
9	829.1.190.1A	Rubber holder		1	
10	771.1.053.1A	Screw		1	
11	850.4.047.1A	Quik fastening		1	
12	516.4.001.1AB	Horn		1	
13	772.1.074.1A	Screw		1	
14	510.1.577.1B	Rear wiring		1	
15	827.1.430.1A	Plate		1	
16	829.1.756.1A	Plate		1	
17	772.1.089.1B	Screw		1	
18	850.4.067.1A	Clamp		4	
19	830.1.435.1A	Bracket		1	
20	736.4.012.1A	Shear rivet		4	
21	510.1.570.1A	Data acquisition cable		1	
22	872.1.053.1A	Cap		1	
23	286.2.040.1A	Data acquisition kit		1	

CATALOGUE No: 915.1.264.1B  
ISSUED: 08 - 07

NOTES NO.	CODE NO.	DESCRIPTION	VALIDITY	Q.TY	
24	389.4.023.1A	Fuse 30A		1	

CATALOGUE No: 915.1.264.1B  
ISSUED: 08 - 07


DRAWING 019 EXHAUST SYSTEM



DRAWING 019 EXHAUST SYSTEM

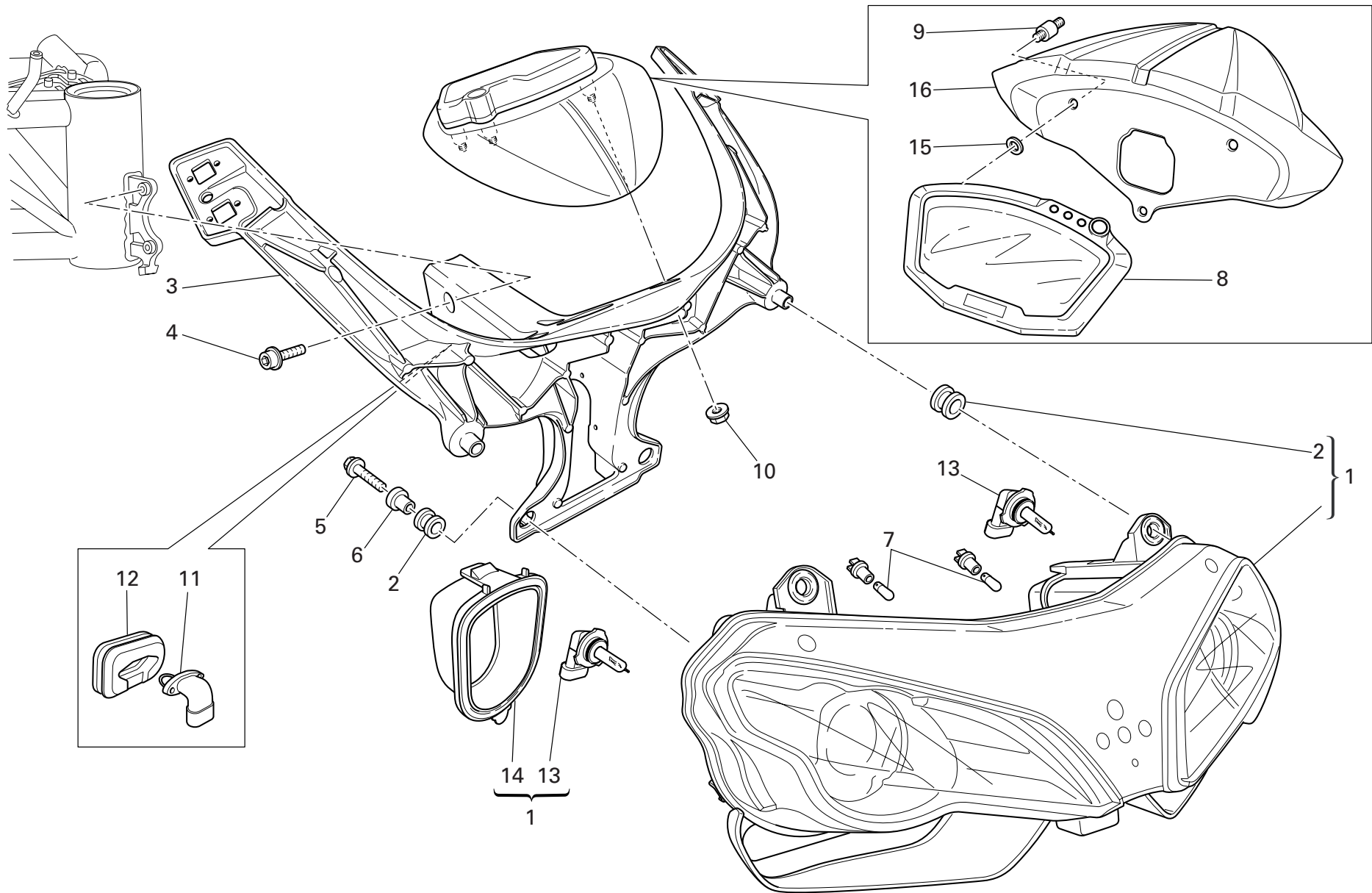
NOTES NO.	CODE NO.	DESCRIPTION	VALIDITY	Q.TY 
1	748.1.024.1A	Nut		6
2	790.1.015.1A	Exhaust gasket		2
3	799.1.263.1A	Spring		4
4	570.1.261.1A	Horizontal head exhaust pipe		1
5	764.1.024.1A	Vibration damper pad		1
6	713.1.082.1A	Spacer		2
7	772.5.038.1AB	Screw		1
8	748.1.035.1B	Nut		1
9	160.1.367.1A	Exhaust manifold		1
10	771.5.127.8B	Screw		2
11	552.1.111.1A	Lambda sensor		1
12	852.5.024.1A	Gasket th.1		2
13	850.4.055.1A	Quik fastening		2
14	741.1.037.1A	Clamp (R.H.)		1
15	741.1.038.1A	Clamp (L.H.)		1
16	788.1.100.1A	Clamp gasket		2
17	775.1.033.1A	Screw		1
18	749.4.031.1A	Nut		1
19	779.5.011.1B	Screw		2
20	732.2.021.2A	Cables unit		1
21	570.1.260.2B	Centre exhaust pipe		1
22	460.1.256.2B	Heat guard		1
23	852.1.072.1A	Washer		5
24	772.1.088.1B	Screw		3
25	780.1.007.1A	Cap		2
26	716.1.146.1A	Spacer		3
27	852.1.232.1A	Washer		1

CATALOGUE No: 915.1.264.1B  
ISSUED: 08 - 07


NOTES NO.	CODE NO.	DESCRIPTION	VALIDITY	Q.TY 
28	764.1.063.1A	Rubber pad		2
29	574.1.196.2D	Silencer (L.H.)		1
30	573.1.199.2D	Silencer (R.H.)		1
31	593.4.030.1A	Exhaust valve engine		1
32	852.5.009.1A	Washer		2
33	713.1.241.1A	Spacer		1
34	460.1.286.1B	Heat guard		1
35	852.1.186.1A	Washer		1
36	841.1.052.1A	Retainer		2
37	799.4.009.1A	Spring washer		2
38	775.1.004.1A	Screw		1
39	772.1.062.1A	Screw		1
40	748.1.036.1A	Nut		2
41	716.1.144.1A	Spacer		1

CATALOGUE No: 915.1.264.1B  
ISSUED: 08 - 07

DRAWING 020 HEADLIGHT & INSTR. PANEL




DRAWING 020 HEADLIGHT & INSTR. PANEL

NOTES NO.	CODE NO.	DESCRIPTION	VALIDITY	Q.TY 
1	520.1.015.2A	Headlight		1
2	764.1.090.1A	Rubber pad		4
3	829.2.943.2A	Headlight holder (GOLD)		1
4	771.1.041.1A	Screw		2
5	772.5.031.1B	Screw		2
6	716.1.022.1B	Spacer		2
7	390.4.019.1A	Bulb 12V-6W		2
8	406.1.060.2A	Complete instrument panel		1
9	700.1.043.1A	Spacer		3
10	748.4.038.1A	Nut		3
11	552.4.012.1A	Air temperature sensor		1
12	764.1.097.1A	Rubber pad		1
13	390.4.020.1A	Bulb 12V-55W		2
14	390.4.022.1A	Cover		2
15	462.4.046.1A	Spring washer		3
16	460.1.276.1A	Instrument panel cover		1

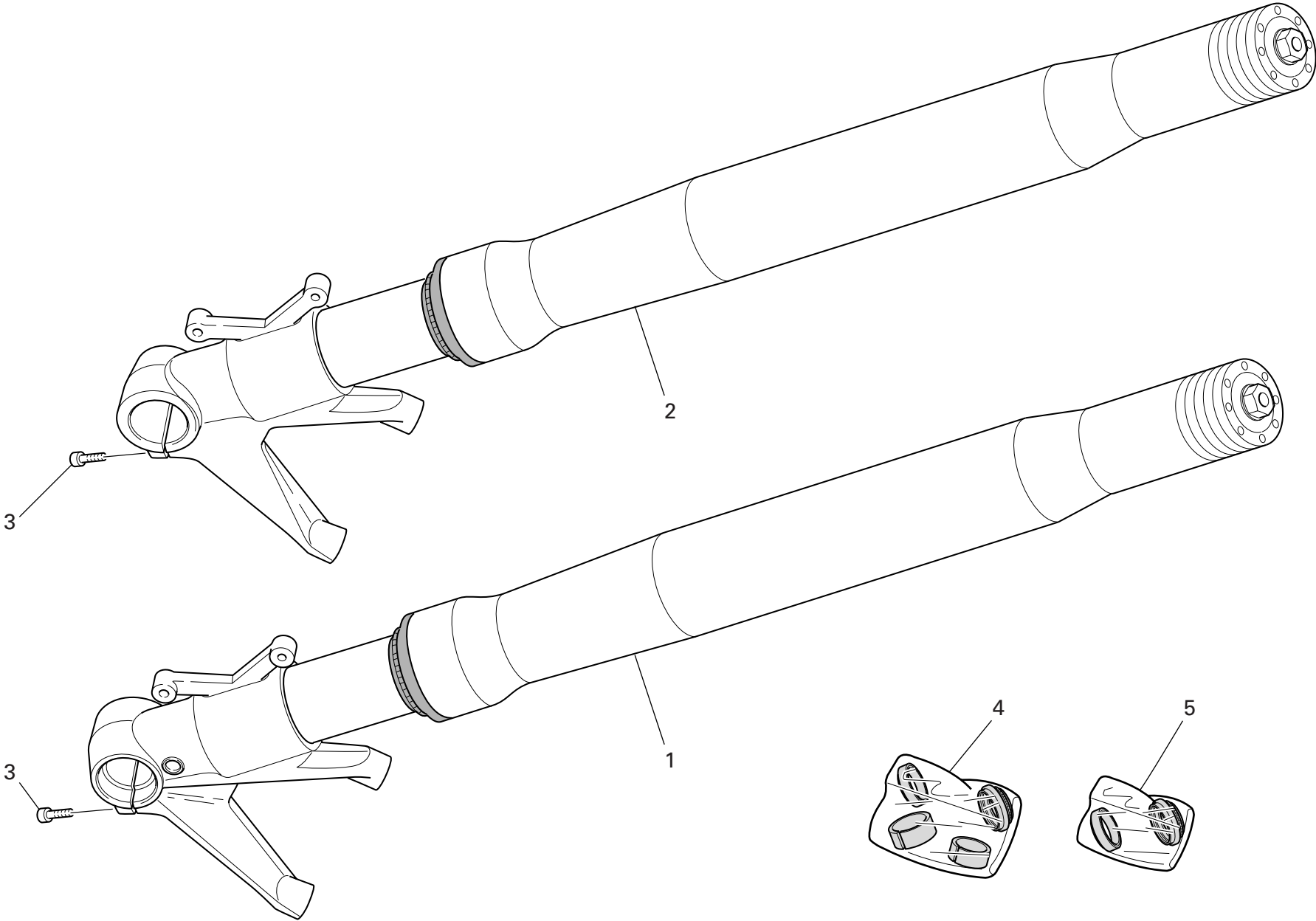
NOTES NO.	CODE NO.	DESCRIPTION	VALIDITY	Q.TY 
-----------	----------	-------------	----------	--



NOTES NO.	CODE NO.	DESCRIPTION	VALIDITY	Q.TY 
1	342.2.033.1A	Steering head base assembly (OHLINS)		1
2	930.1.004.1A	Seal ring		2
3	702.4.004.1A	Bearing		2
4	771.5.667.8B	Screw		2
5	872.1.048.1A	Cap		2
6	771.5.669.8B	Screw		2
7	462.4.001.1A	Spring pin		2
8	654.2.016.1A	Throttle control		1
9	703.1.013.1A	Ring nut		1
10	652.4.012.1A	Key-operated switch		1
11	460.1.263.1A	Cover		1
12	598.4.024.1A	Wrench with Transponder		1
13	656.1.071.1B	Throttle closing cable		1
14	872.1.015.1A	Cap		2
15	361.1.002.1A	Grip		1
16	779.1.298.1A	Special screw		2
17	650.4.011.1A	Switch (R.H.)		1
18	771.5.725.8B	Screw		9
19	360.2.086.1C	Handlebar assembly (R.H.)		1
20	713.1.209.1A	Spacer		1
21	341.1.063.2A	Steering head		1
22	747.5.003.1A	Nut		2
23	771.1.050.1A	Screw		2
24	771.1.039.1A	Screw		1
25	518.4.004.2B	Antenna		1
26	364.1.003.1A	Steering damper (OHLINS)		1
27	886.5.014.1A	O-ring		1

NOTES NO.	CODE NO.	DESCRIPTION	VALIDITY	Q.TY 
28	713.1.153.1A	Spacer		1
29	750.1.149.1A	Nut		2
30	651.1.004.1A	Switch (L.H.)		1
31	360.2.087.1C	Handlebar assembly (L.H.)		1
32	848.2.002.1A	Joint		1
33	0170.91.730	Ring		2
34	861.5.022.1A	Spring pin		2
35	808.2.016.2A	Clamp		1
36	360.1.087.1C	Clamp (L.H.)		1
37	875.1.132.1A	Handlebar tube (L.H.)		1
38	360.1.086.1C	Clamp (R.H.)		1
39	875.1.131.1A	Handlebar tube (R.H.)		1
40	841.1.016.1A	Retainer		1
41	771.1.019.1A	Screw		2

DRAWING 021a FRONT FORKS

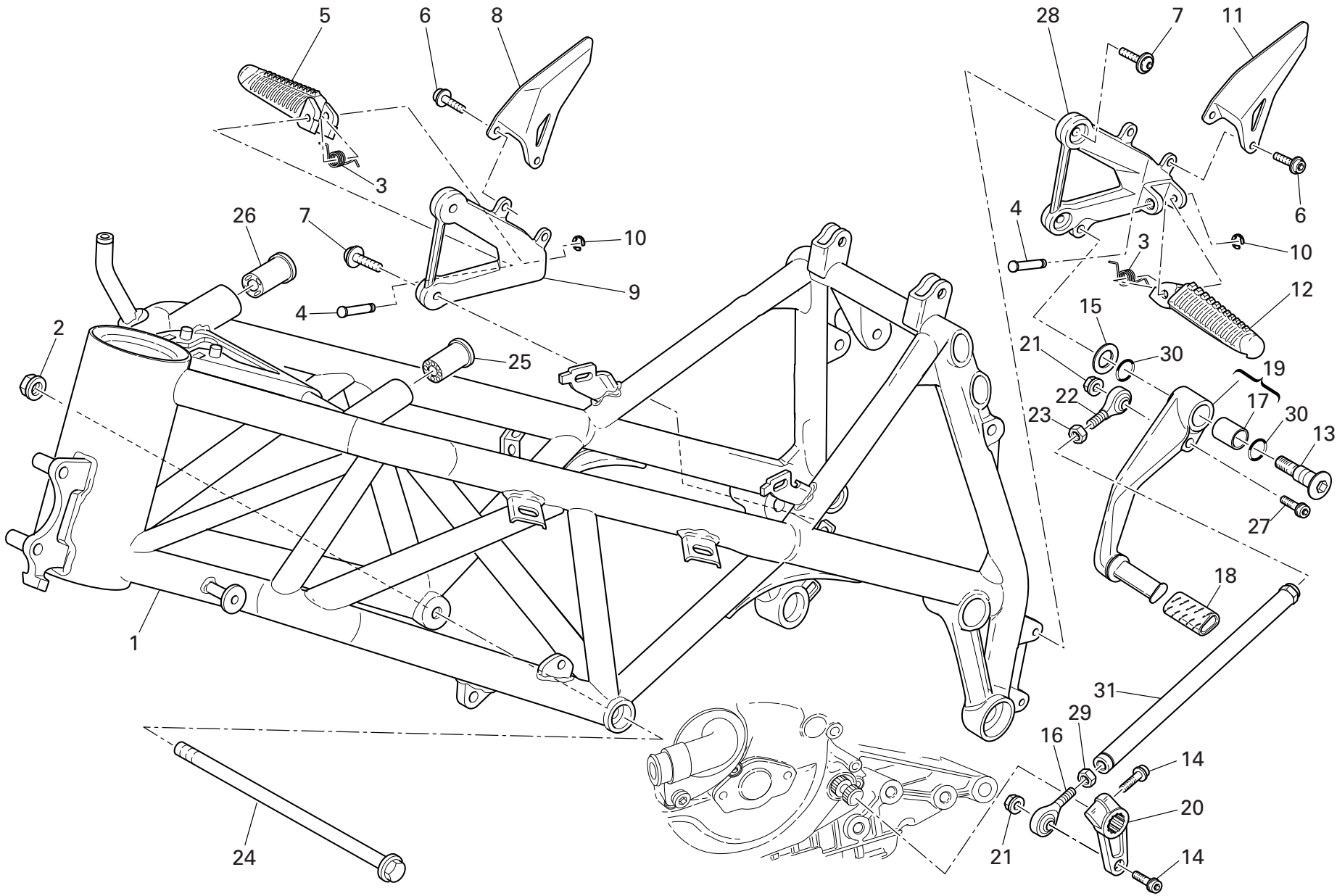




DRAWING 021a FRONT FORKS

NOTES NO.	CODE NO.	DESCRIPTION	VALIDITY	Q.TY
1	344.2.017.1A	L.H. fork leg assembly (OHLINS)		1
2	345.2.017.1A	R.H. fork leg assembly (OHLINS)		1
3	771.5.727.8B	Screw		4
4	349.2.039.1A	Overhaul kit		1
5	349.2.040.1A	Seat kit		1


NOTES NO.	CODE NO.	DESCRIPTION	VALIDITY	Q.TY
-----------	----------	-------------	----------	------



DRAWING 022 FRAME

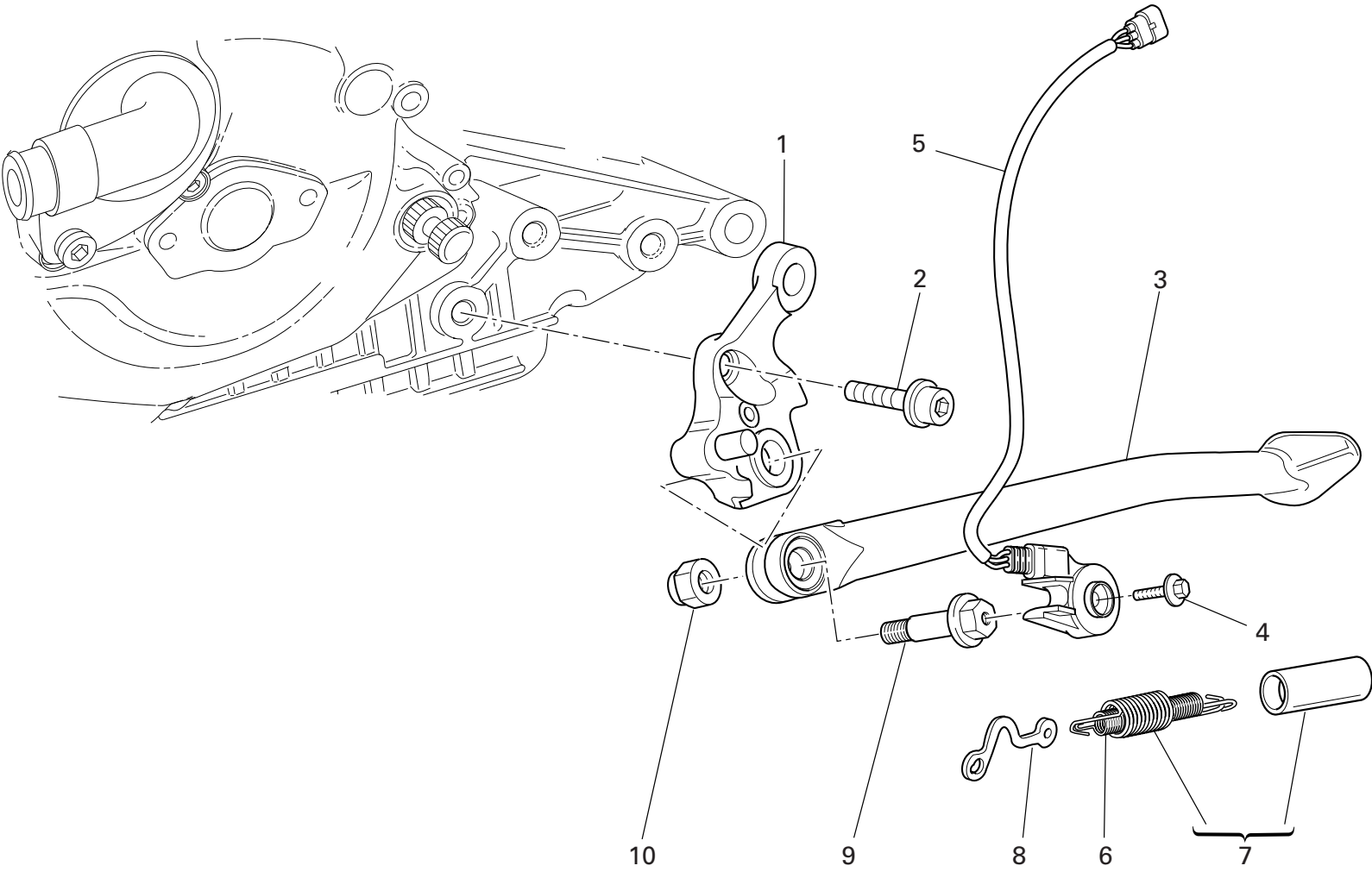
NOTES NO.	CODE NO.	DESCRIPTION	VALIDITY	Q.TY	
1	470.1.187.1BA	Frame		1	
2	748.4.002.1A	Nut		2	
3	799.1.166.1A	Spring		2	
4	821.1.051.1AB	Pin		2	
5	464.1.006.1A	Foot peg (front) (R.H.)		1	
6	772.1.046.1B	Screw		4	
7	772.1.077.1A	Screw		4	
8	247.1.300.1B	Protection (front) (R.H.)		1	
9	824.1.123.1A	Foot peg holder plate (front) (R.H.)		1	
10	884.5.003.1A	Ring		2	
11	247.1.299.1B	Protection (front) (L.H.)		1	
12	464.1.005.1A	Foot peg (front) (L.H.)		1	
13	821.1.170.1A	Pin		1	
14	771.5.667.8B	Screw		2	
15	852.1.151.1A	Washer		1	
16	848.5.001.1A	Ball joint		1	
17	712.1.034.1A	Bush		1	
18	764.1.011.2A	Rubber pad		1	
19	456.2.047.1A	Gearchange lever		1	
20	456.1.046.1B	Gearchange control lever		1	
21	749.4.004.1A	Nut		2	
22	848.5.002.1A	Ball joint		1	
23	747.5.010.1A	Nut		1	
24	779.1.484.2B	Special screw		2	
25	764.1.051.1A	Rubber pad		1	
26	764.1.050.1A	Rubber pad		1	
27	771.1.019.1A	Screw		3	

CATALOGUE No: 915.1.264.1B  
ISSUED: 08 - 07


NOTES NO.	CODE NO.	DESCRIPTION	VALIDITY	Q.TY	
28	824.1.122.1A	Foot peg holder plate (front) (L.H.)		1	
29	747.5.001.1AB	Nut		1	
30	0000.01199	O-ring		2	
31	117.1.088.2A	Gearbox transmission rod		1	

CATALOGUE No: 915.1.264.1B  
ISSUED: 08 - 07

DRAWING 022a STAND



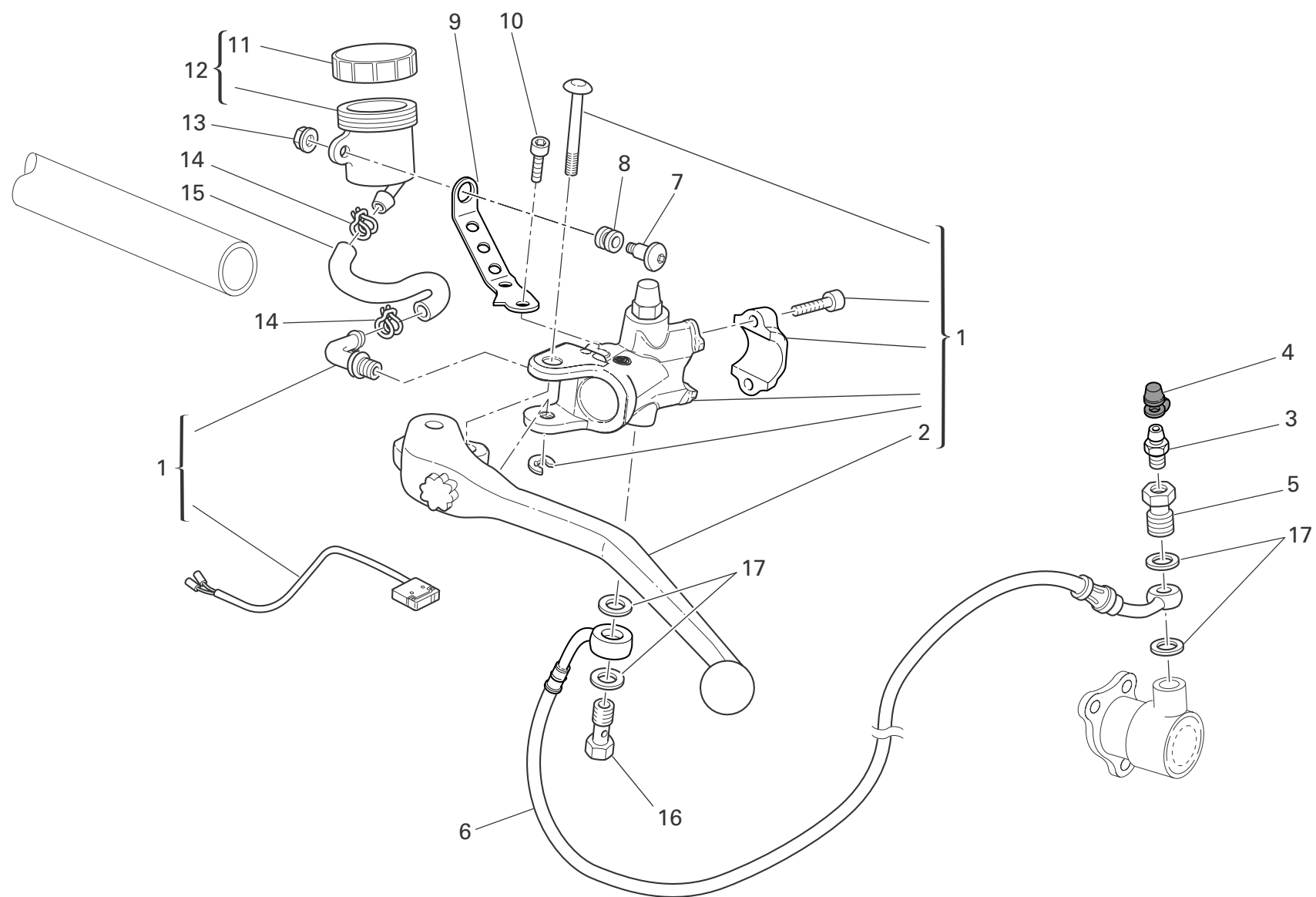
DRAWING 022a STAND


NOTES NO.	CODE NO.	DESCRIPTION	VALIDITY	Q.TY	
1	556.2.045.1A	Plate		1	
2	771.1.043.1A	Screw		2	
3	556.1.046.1A	Side stand		1	
4	779.4.005.2A	Screw		1	
5	539.1.022.1A	Switch		1	
6	799.1.158.1A	Inner spring		1	
7	799.2.159.1A	Complete spring		1	
8	829.1.260.2A	Plate		1	
9	821.1.103.1A	Pin		1	
10	750.1.048.1A	Nut		1	

NOTES NO.	CODE NO.	DESCRIPTION	VALIDITY	Q.TY	
-----------	----------	-------------	----------	------	---

DRAWING 023

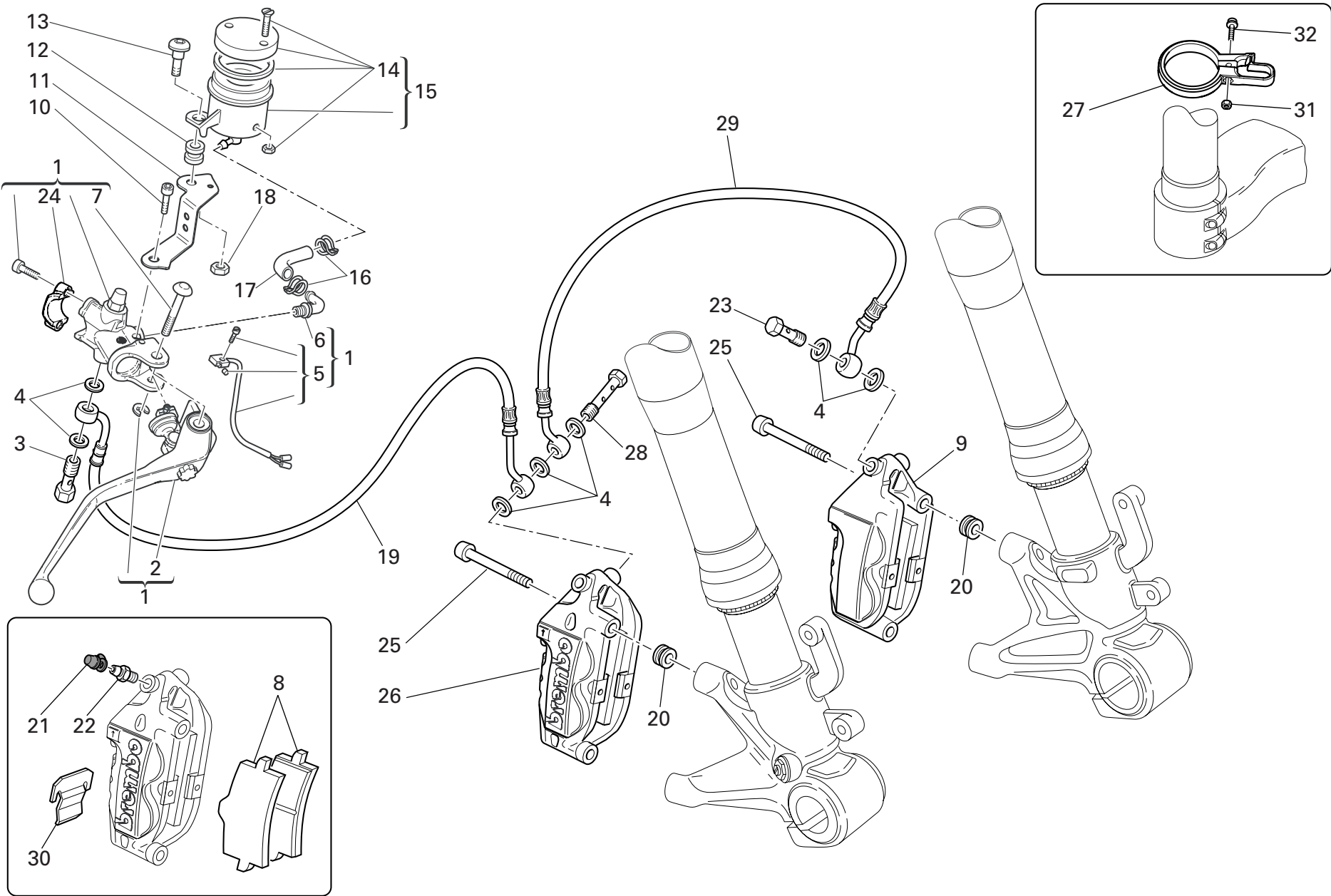
## CLUTCH CONTROL



NOTES NO.	CODE NO.	DESCRIPTION	VALIDITY	Q.TY 
1	630.4.035.1A	Clutch drive pump		1
2	631.4.034.1A	Clutch control lever		1
3	187.1.002.1A	Bleed		1
4	612.4.005.1A	Dust seal		1
5	779.1.082.1AB	Special screw		1
6	632.1.042.1A	Clutch control pipe (METAL PLAITED)		1
7	779.1.092.1A	Screw		1
8	0370.72.020	Vibration damper pad		1
9	829.1.945.1A	Bracket		1
10	779.5.059.1A	Screw		1
11	893.4.005.1A	Cap		1
12	585.4.008.1A	Complete oil tank		1
13	8000.56443	Nut		1
14	741.4.043.1A	Hose guide		2
15	877.1.113.1A	Tube		1
16	779.1.366.1AB	Special screw		1
17	852.5.024.1A	Gasket th.1		4

NOTES NO.	CODE NO.	DESCRIPTION	VALIDITY	Q.TY 
-----------	----------	-------------	----------	--

DRAWING 024 FRONT BRAKE






DRAWING 024 FRONT BRAKE

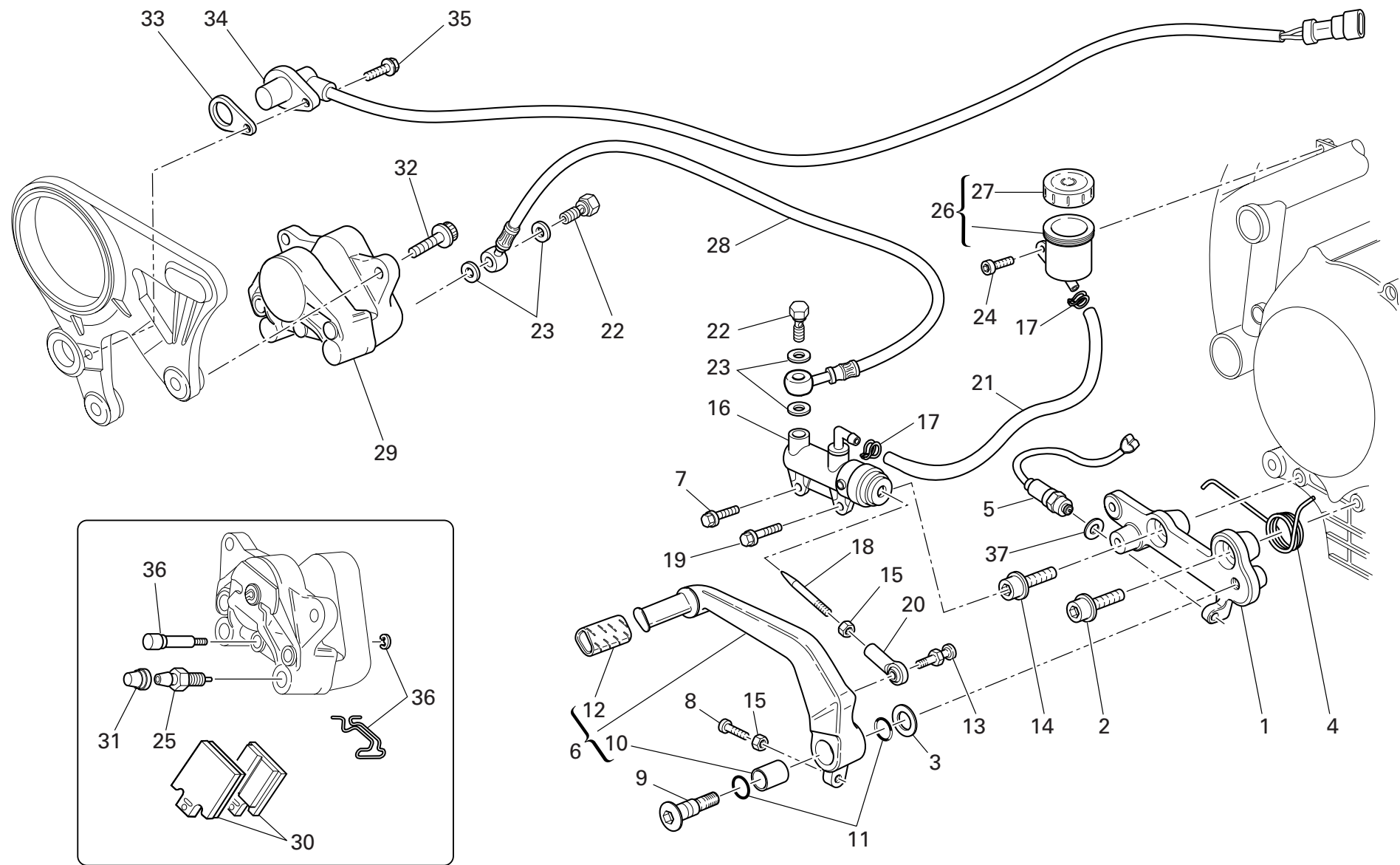
NOTES NO.	CODE NO.	DESCRIPTION	VALIDITY	Q.TY	
1	624.4.046.1A	Front brake pump		1	
2	631.4.033.1A	Brake control lever		1	
3	779.1.415.1A	Special screw		1	
4	852.5.024.1A	Gasket th.1		7	
5	539.4.035.1A	Microswitch		1	
6	631.4.008.1A	Spare union		1	
7	626.4.032.1A	Pin		1	
8	613.4.079.1A	Pads pair		1	
9	610.4.090.1A	L.H. brake caliper		1	
10	779.5.059.1A	Screw		1	
11	829.1.946.1A	Bracket		1	
12	0370.72.020	Vibration damper pad		1	
13	779.1.092.1A	Screw		1	
14	0000.68490	Spare cap		1	
15	585.4.009.1A	Complete oil tank		1	
16	741.4.043.1A	Hose guide		2	
17	877.1.114.1A	Tube		1	
18	8000.56443	Nut		1	
19	618.4.074.1A	Caliper pump pipe (METAL PLAITED)		1	
20	713.1.364.1A	Spacer		4	
21	612.4.005.1A	Dust seal		2	
22	187.1.002.1A	Bleed		2	
23	779.1.397.1A	Special screw		1	
24	626.4.044.1A	Bracket		1	
25	779.1.331.1D	Screw		4	
26	610.4.091.1A	R.H. brake caliper		1	
27	741.1.035.1A	Clamp		1	

CATALOGUE No: 915.1.264.1B  
ISSUED: 08 - 07

NOTES NO.	CODE NO.	DESCRIPTION	VALIDITY	Q.TY	
28	779.1.465.1A	Special screw		1	
29	618.4.075.1A	Front brake line		1	
30	612.4.037.1A	Spring		1	
31	747.5.011.1A	Nut		1	
32	771.5.645.8B	Screw		1	

CATALOGUE No: 915.1.264.1B  
ISSUED: 08 - 07


DRAWING 025 REAR BRAKE



DRAWING 025 REAR BRAKE

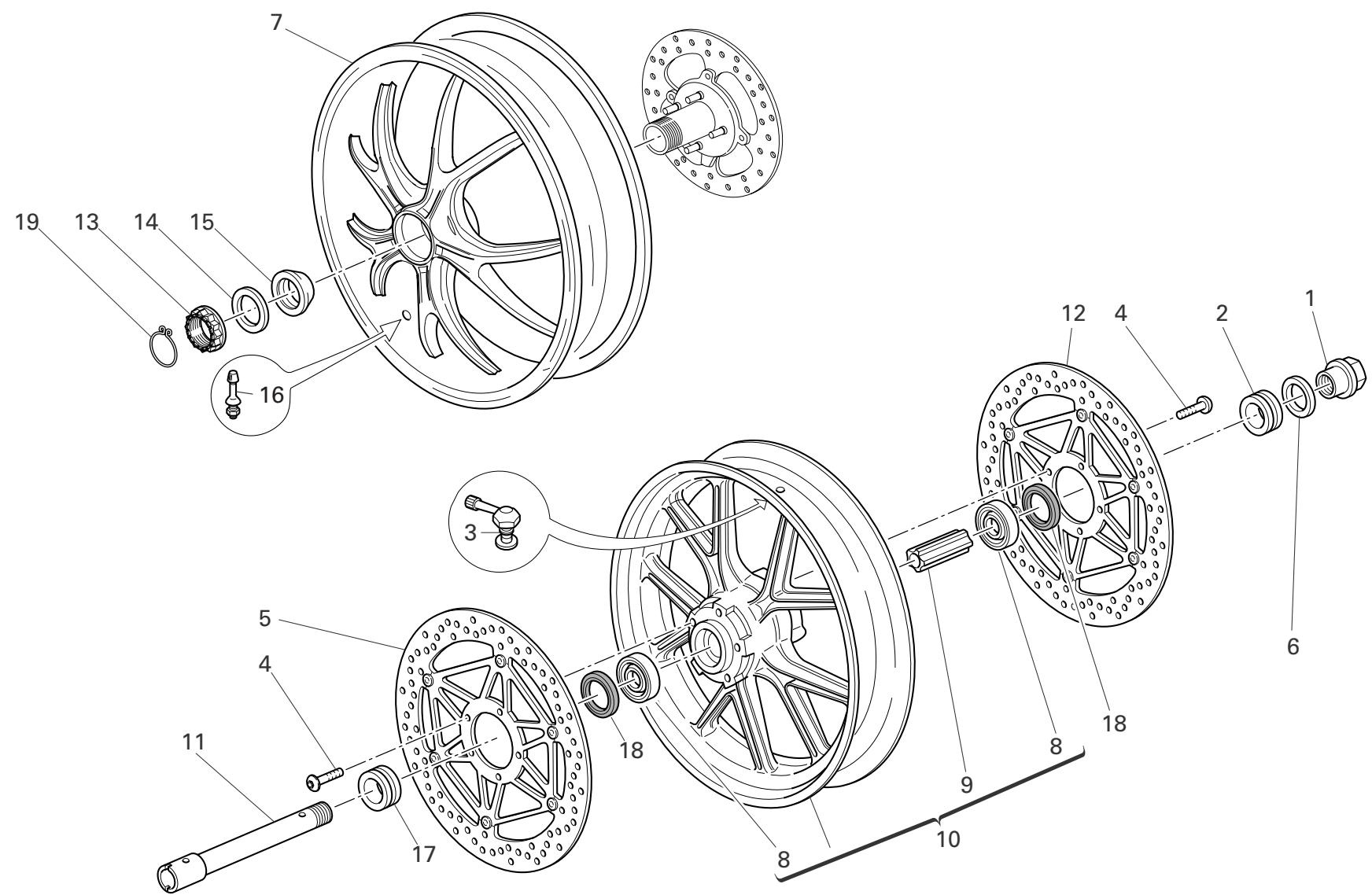
NOTES NO.	CODE NO.	DESCRIPTION	VALIDITY	Q.TY 
1	829.1.942.1A	Plate		1
2	771.5.754.8B	Screw		1
3	852.1.151.1A	Washer		1
4	799.1.256.1A	Spring		1
5	539.4.003.1B	Switch		1
6	457.2.042.1A	Brake control lever		1
7	772.1.060.1A	Screw		1
8	779.1.237.1B	Adjusting screw		1
9	821.1.170.1A	Pin		1
10	712.1.034.1A	Bush		1
11	0000.01199	O-ring		2
12	764.1.011.2A	Rubber pad		1
13	821.1.273.1A	Pin		1
14	779.1.493.1A	Special screw		1
15	747.5.003.1A	Nut		2
16	625.4.018.1B	Rear brake pump		1
17	741.4.043.1A	Hose guide		2
18	117.1.044.1A	Adjuster rod		1
19	772.1.063.1A	Screw		1
20	184.1.010.2A	Ball joint		1
21	877.1.091.1A	Tube		1
22	779.1.366.1AB	Special screw		2
23	852.5.024.1A	Gasket th.1		4
24	779.5.056.8B	Screw		1
25	631.4.016.1A	Bleed		1
26	585.4.001.1A	Complete oil tank		1
27	893.4.005.1A	Cap		1

CATALOGUE No: 915.1.264.1B  
ISSUED: 08 - 07


NOTES NO.	CODE NO.	DESCRIPTION	VALIDITY	Q.TY 
28	619.4.034.1A	Rear brake line (METAL PLAITED)		1
29	611.4.029.1B	Rear brake caliper		1
30	613.4.038.1A	Pads pair		1
31	612.4.008.1A	Dust seal		1
32	771.5.723.8B	Screw		2
33	713.1.192.1A	Spacer		1
34	552.4.037.1E	Sensor		1
35	772.5.029.1A	Screw		1
36	612.4.016.1A	Spare pins and spring		1
37	420.2.000.8A	Copper gasket sp. 1		1

CATALOGUE No: 915.1.264.1B  
ISSUED: 08 - 07

DRAWING 026 FRONT AND REAR WHEELS

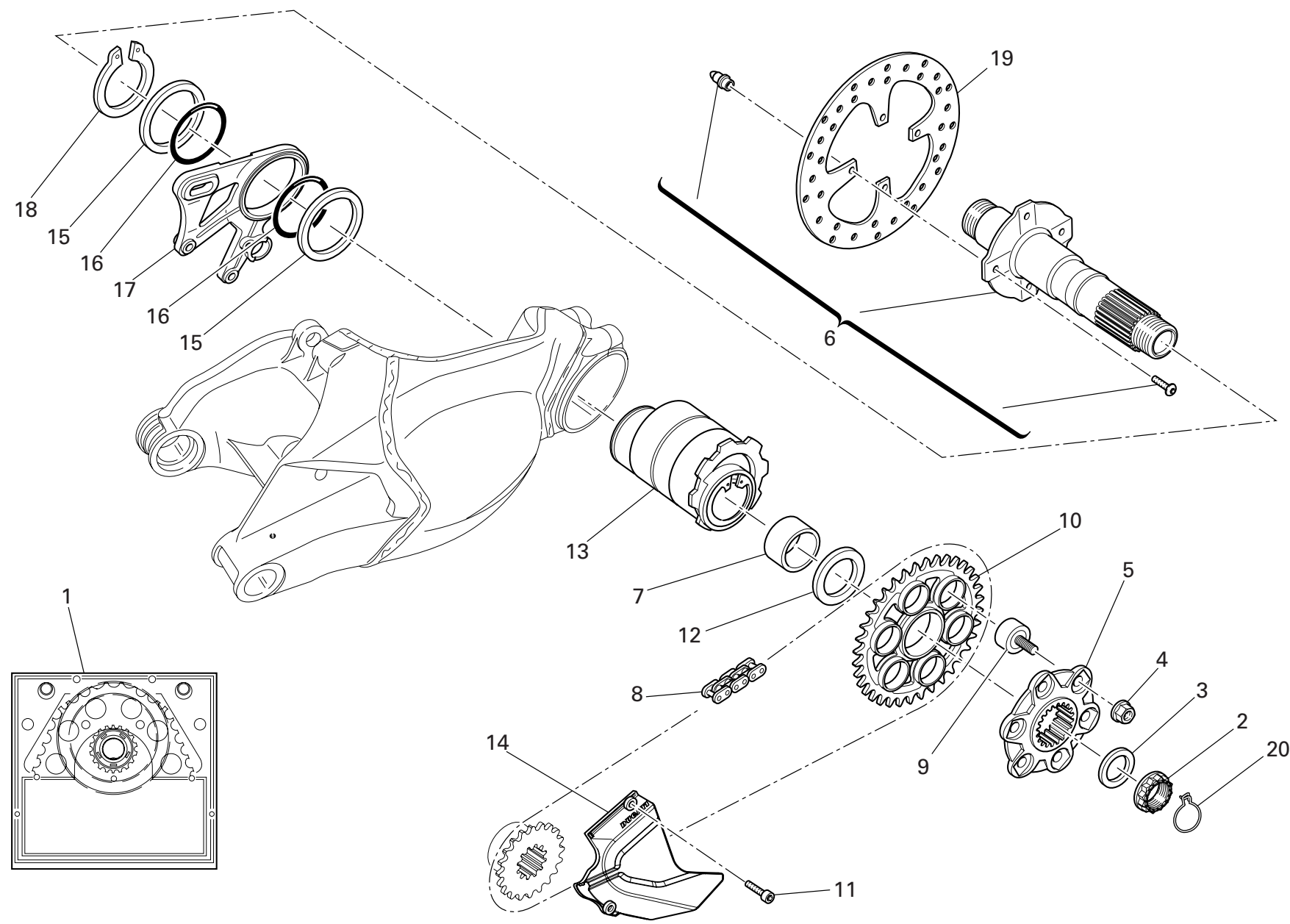


DRAWING 026 FRONT AND REAR WHEELS


NOTES NO.	CODE NO.	DESCRIPTION	VALIDITY	Q.TY
				
1	748.1.065.1A	Nut		1
2	713.1.197.3A	L.H. spacer		1
3	497.2.001.2A	Valve		1
4	779.1.399.1A	Screw		10
5	492.4.090.1A	Brake disc (R.H.)		1
6	852.1.222.1A	Washer		1
7	502.2.125.1AB	Rear wheel rim		1
8	702.5.045.1A	Bearing		2
9	714.1.047.1A	Inner spacer		1
10	501.2.115.1AB	Wheel rim		1
11	819.1.060.1A	Wheel spindle (front)		1
12	492.4.089.1A	Brake disc (L.H.)		1
13	750.1.140.1A	Nut		1
14	852.1.221.1A	Washer		1
15	714.1.074.1A	Spacer		1
16	497.2.003.1A	Valve		1
17	713.1.196.1A	R.H. spacer		1
18	930.4.052.1A	Seal ring		2
19	759.1.022.1A	Clip		1

NOTES NO.	CODE NO.	DESCRIPTION	VALIDITY	Q.TY
				

DRAWING 026a REAR WHEEL AXLE

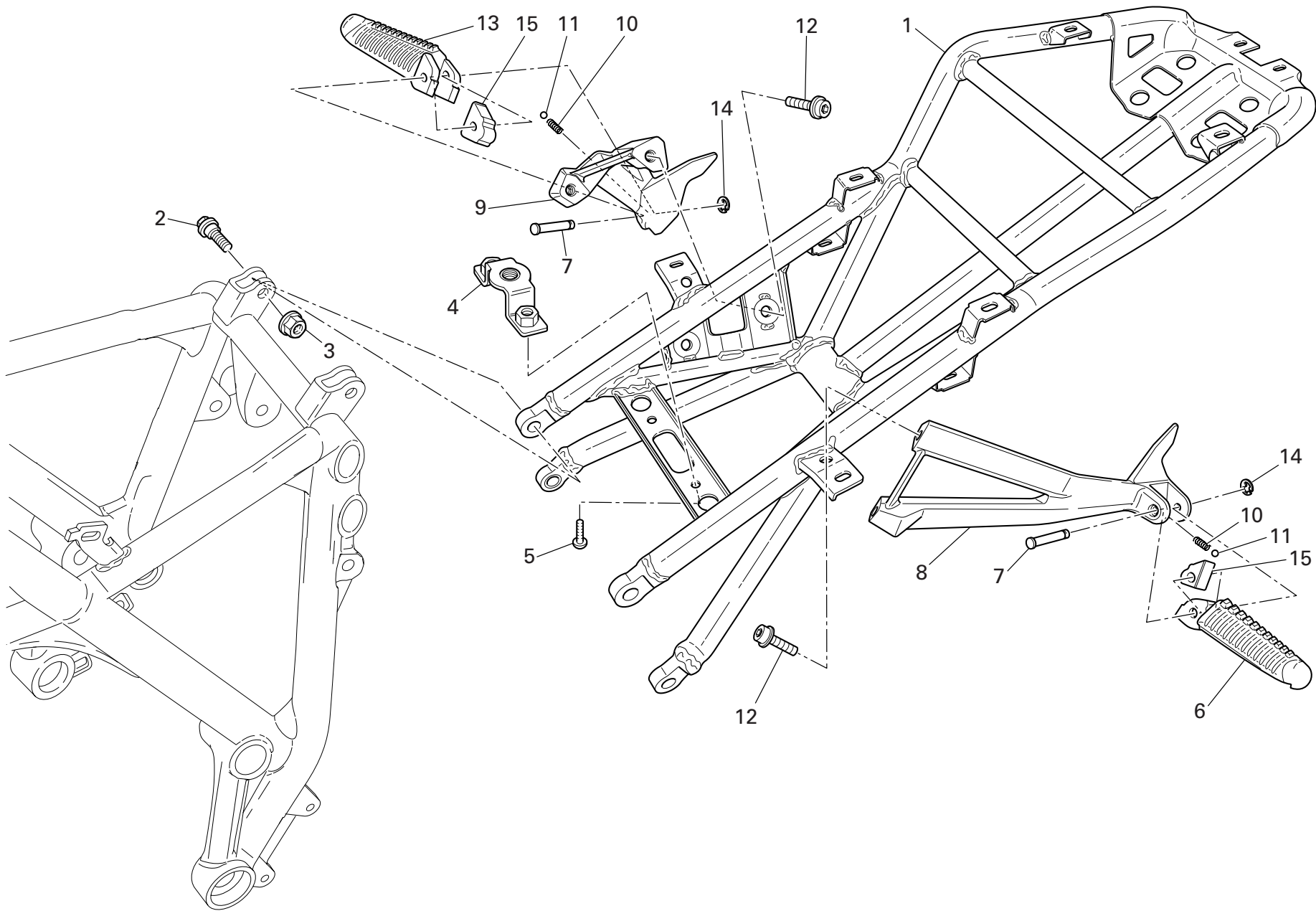


DRAWING 026a REAR WHEEL AXLE

NOTES NO.	CODE NO.	DESCRIPTION	VALIDITY	Q.TY 
1	676.2.067.1A	Final drive kit		1
2	750.1.140.1A	Nut		1
3	852.1.221.1A	Washer		1
4	748.1.046.1A	Nut		6
5	160.1.369.2B	Rear sprocket flange		1
6	819.2.063.1A	Wheel spindle (rear)		1
7	881.1.054.1A	Inner ring		1
8	676.4.046.1A	Chain		1
9	700.9.056.2A	Rubber cush drive hub		6
10	494.1.120.2A	Ring gear Z=38		1
11	773.5.065.8B	Screw		2
12	714.1.075.1A	Spacer		1
13	756.2.007.1A	Hub		1
14	460.1.255.1A	Chain cover		1
15	852.1.217.1A	Washer		2
16	886.4.124.1A	O-ring		2
17	825.1.036.1A	Caliper holder plate		1
18	884.4.051.1A	Circlip		1
19	492.1.004.1A	Rear brake disc		1
20	759.1.022.1A	Clip		1


NOTES NO.	CODE NO.	DESCRIPTION	VALIDITY	Q.TY 
-----------	----------	-------------	----------	--

DRAWING 027 REAR SUBFRAME



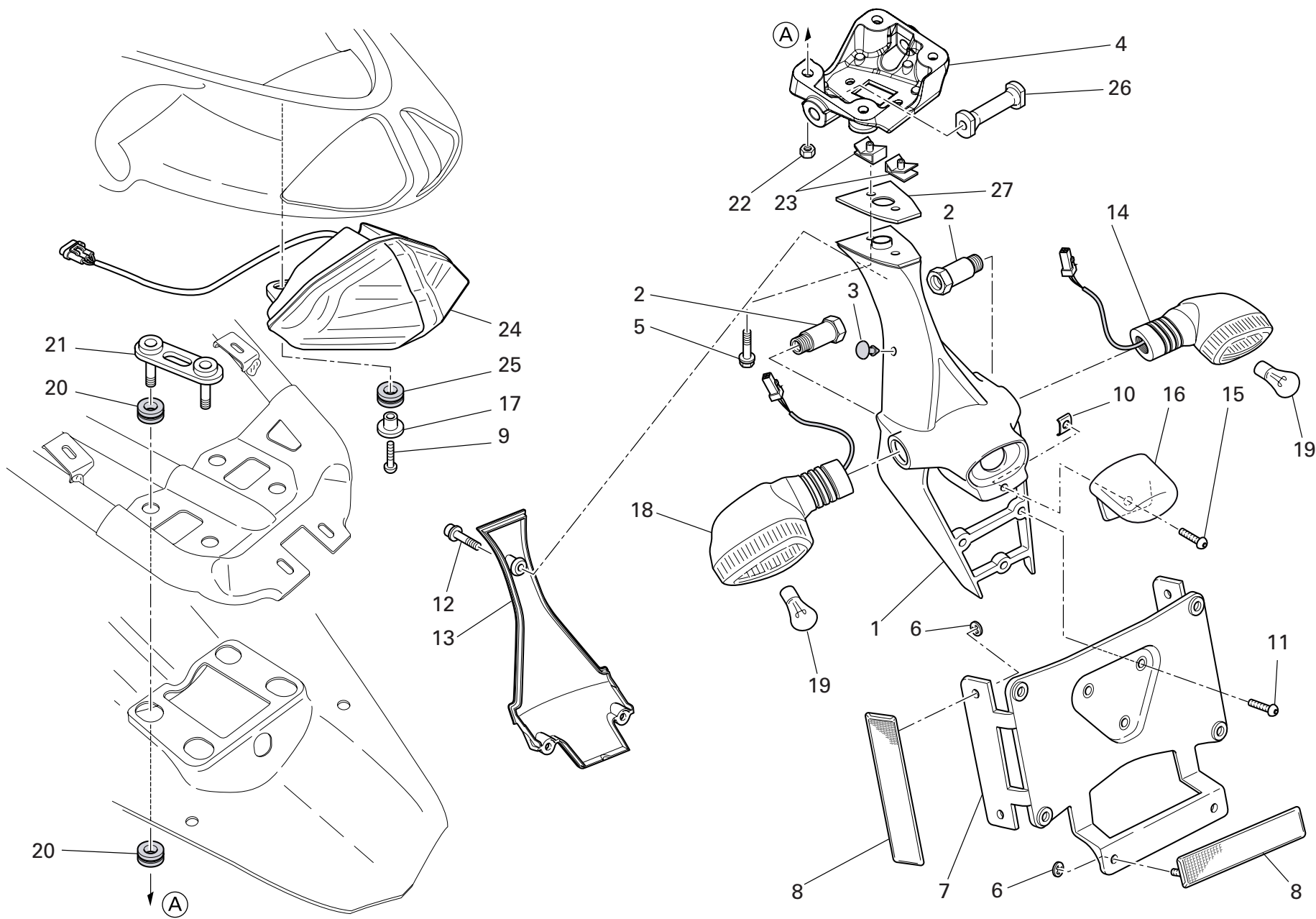


DRAWING 027 REAR SUBFRAME

NOTES NO.	CODE NO.	DESCRIPTION	VALIDITY	Q.TY
				
1	470.1.190.2A	Rear frame		1
2	772.1.087.2A	Special screw		4
3	749.4.008.1A	Nut		4
4	830.1.418.1A	Bracket		1
5	772.1.050.1C	Screw		2
6	464.1.005.1A	Foot peg (rear) (L.H.)		1
7	821.1.051.1AB	Pin		2
8	824.1.125.1A	Foot peg holder plate (L.H.)		1
9	824.1.124.1A	Foot peg holder plate (R.H.)		1
10	799.1.024.1A	Spring		2
11	847.4.002.1A	Ball		2
12	771.5.723.8B	Screw		4
13	464.1.006.1A	Foot peg (rear) (R.H.)		1
14	884.5.003.1A	Ring		2
15	696.1.012.1A	Block		2

NOTES NO.	CODE NO.	DESCRIPTION	VALIDITY	Q.TY
				

DRAWING 027a NUMBER PLATE HOLDER




DRAWING 027a NUMBER PLATE HOLDER

NOTES NO.	CODE NO.	DESCRIPTION	VALIDITY	Q.TY
				
1	561.1.025.1A	Number plate holder		1
2	750.1.150.1A	Nut		2
3	866.1.075.1A	Pad		2
4	829.1.947.1A	Holder		1
5	771.1.039.1A	Screw		2
6	850.4.052.1A	Quik fastening		6
7	561.1.027.1A	Plate		1
8	529.1.010.1A	Reflector		3
9	775.1.011.1B	Screw		2
10	850.4.102.1A	Quik fastening		1
11	775.5.013.1A	Screw		3
12	771.5.639.8B	Screw		3
13	247.1.306.1A	Cover		1
14	530.1.021.1B	Turn indicator (rear) (R.H.)		1
15	775.5.001.3C	Screw		1
16	525.1.031.1A	Number plate light		1
17	716.1.143.1A	Spacer		2
18	530.1.020.1B	Turn indicator (rear) (L.H.)		1
19	390.4.021.1A	Bulb		2
20	764.1.098.1A	Vibration damper pad		8
21	827.1.431.1A	Flange		2
22	749.4.031.1A	Nut		4
23	850.4.038.1A	Quik fastening		2
24	525.1.032.1A	Tail light		1
25	764.1.090.1A	Rubber pad		2
26	713.1.373.1A	Spacer		1
27	827.1.442.1A	Plate		1

NOTES NO.	CODE NO.	DESCRIPTION	VALIDITY	Q.TY
				

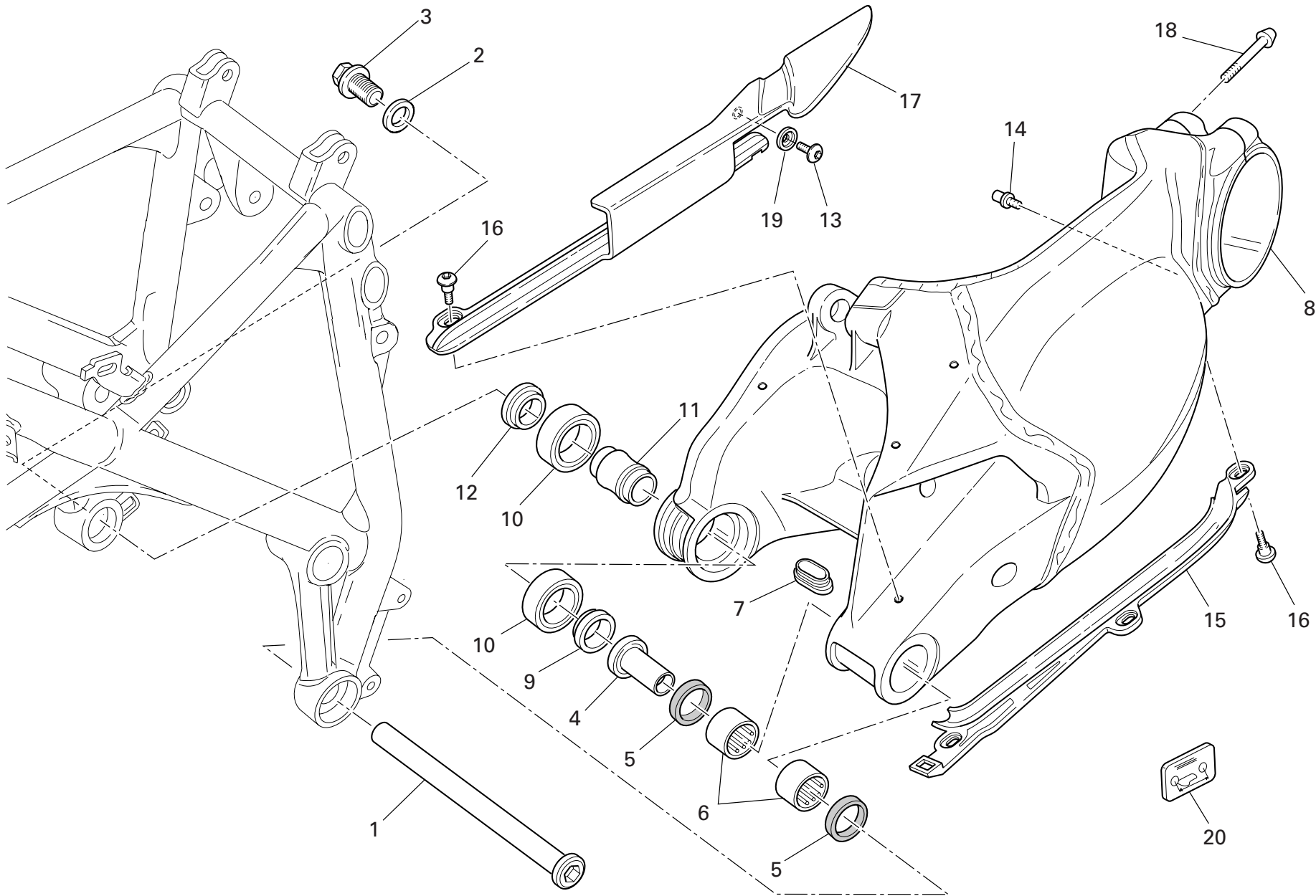


DRAWING 028 REAR SUSPENSION


NOTES NO.	CODE NO.	DESCRIPTION	VALIDITY	Q.TY 
1	771.1.031.1A	Screw		1
2	713.1.239.1A	Washer		1
3	748.4.037.1AB	Nut		1
4	771.5.937.8B	Screw		1
5	715.1.003.1A	Spacer		1
6	930.4.011.1A	Seal ring		2
7	701.4.004.1A	Needle bearing		2
8	372.2.062.1A	Rocker assembly		1
9	771.5.938.8B	Screw		1
10	365.2.075.1A	Shock absorber (OHLINS)		1
11	710.1.132.1A	Bush		4
12	750.1.021.1A	Nut		1
13	848.4.026.1A	Ball joint		1
14	875.1.128.1A	Tie rod		1
15	750.1.022.1A	Nut		1
16	848.4.027.1A	Ball joint		1
17	779.1.504.1A	Screw		2

NOTES NO.	CODE NO.	DESCRIPTION	VALIDITY	Q.TY 
-----------	----------	-------------	----------	--

DRAWING 028a SWINGARM



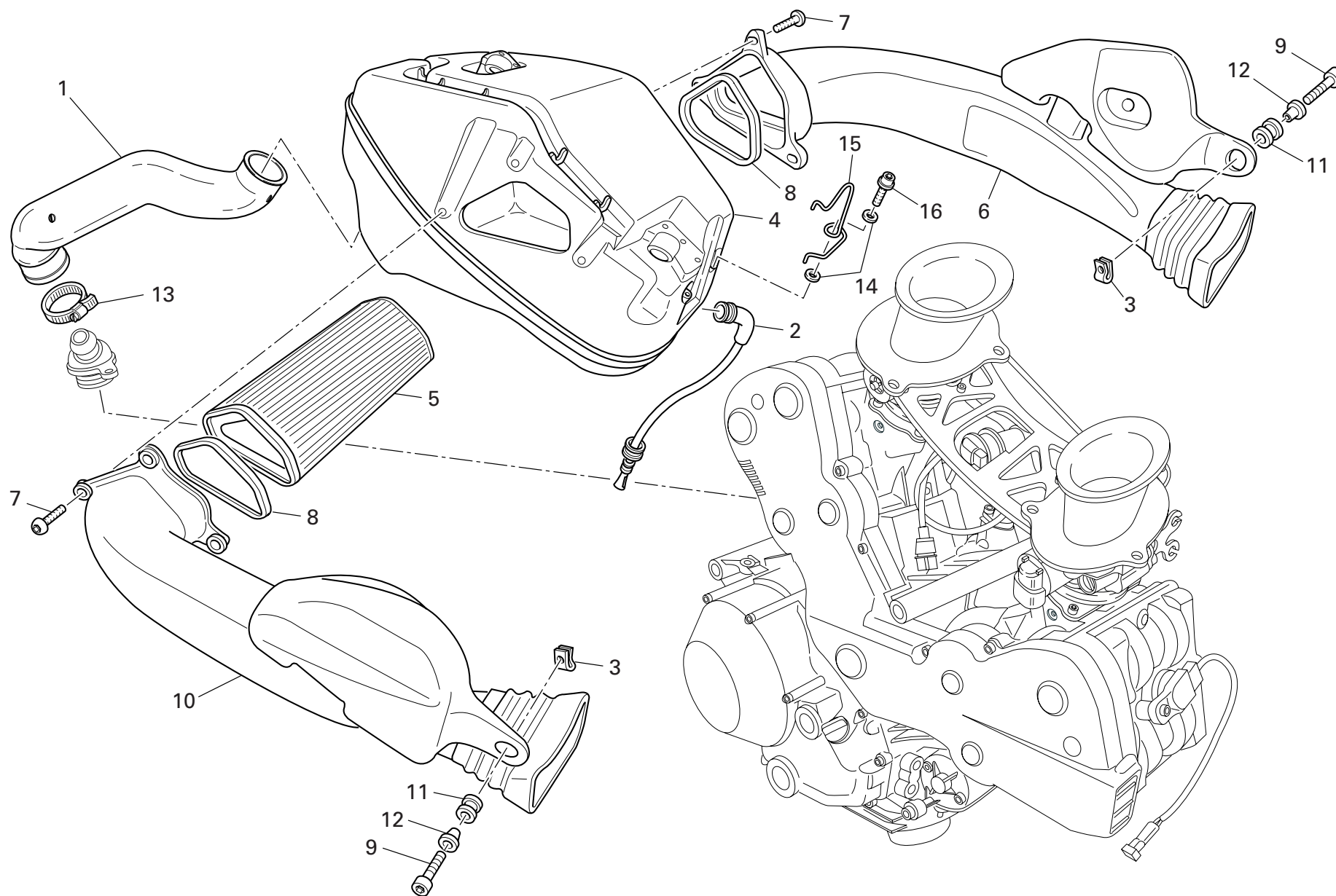
DRAWING 028a SWINGARM

NOTES NO.	CODE NO.	DESCRIPTION	VALIDITY	Q.TY
				
1	369.1.120.1A	Swingarm pivot		1
2	852.1.216.1A	Washer		1
3	772.1.078.1A	Nut		1
4	710.1.109.1A	Bush		1
5	930.5.012.1A	Seal ring		2
6	701.4.017.1A	Needle bearing		2
7	872.1.054.1A	Cap		1
8	370.2.076.2C	Complete swingarm		1
9	712.1.029.1A	Spacer		1
10	702.5.045.1A	Bearing		2
11	713.1.187.1A	Spacer		1
12	712.1.030.1A	Spacer		1
13	775.1.019.1A	Screw		1
14	832.1.003.1C	Pin		1
15	447.1.069.1A	Lower chain sliding shoe		1
16	779.1.440.2A	Special screw		4
17	447.1.070.1A	Upper chain sliding shoer		1
18	779.1.503.1A	Screw		2
19	841.1.050.1A	Retainer		1
20	433.1.339.1A	Chain adjustment sticker		1

NOTES NO.	CODE NO.	DESCRIPTION	VALIDITY	Q.TY
				


DRAWING 029

AIR INTAKE - OIL BREATHER

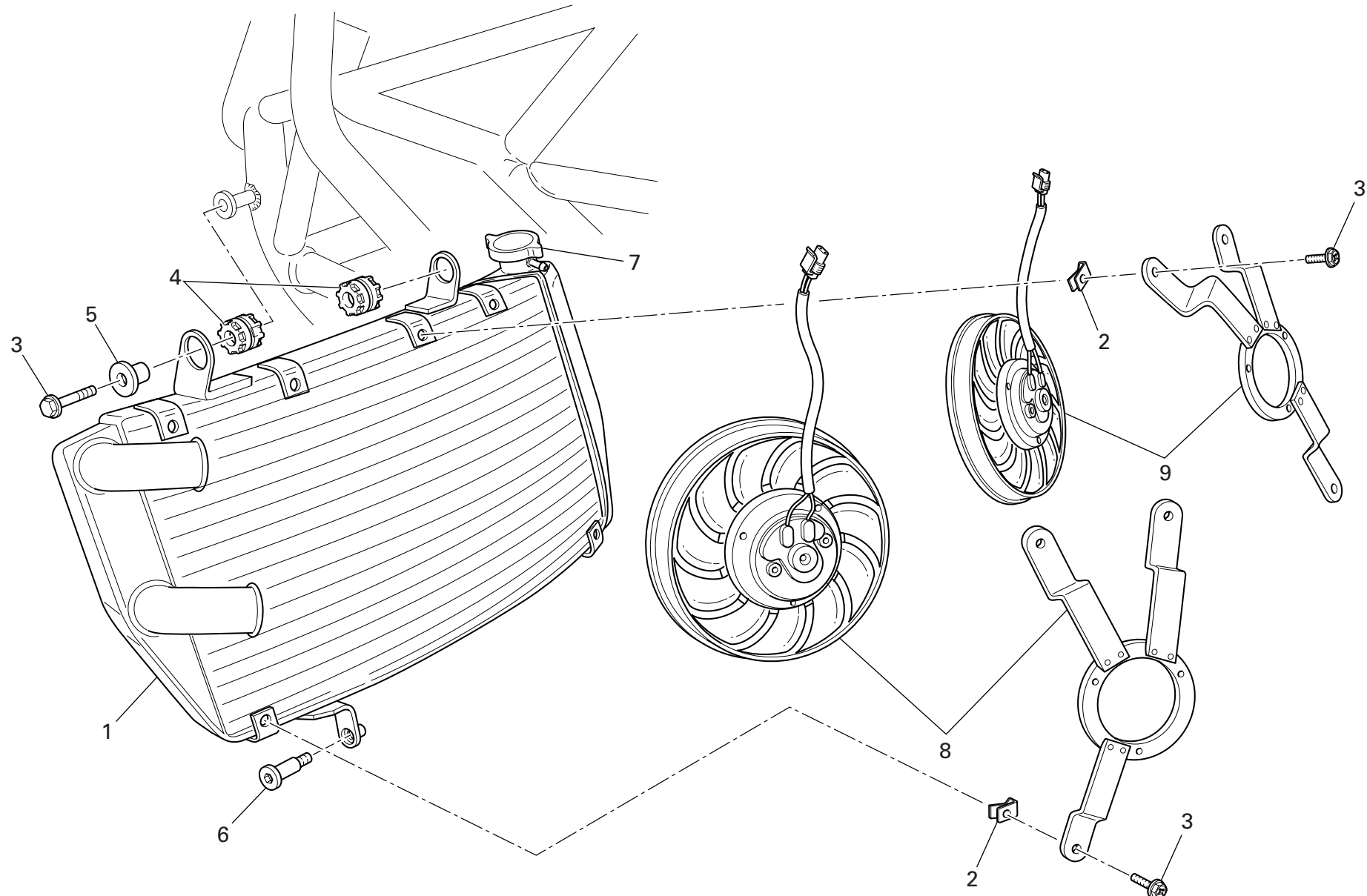




DRAWING 029 AIR INTAKE - OIL BREATHER

NOTES NO.	CODE NO.	DESCRIPTION	VALIDITY	Q.TY 
1	876.1.102.2B	Exhaust pipe		1
2	877.2.006.1B	Tube		1
3	850.4.038.1A	Quik fastening		2
4	442.1.139.1B	Air filter box		1
5	426.1.020.1A	Air filter		1
6	442.1.148.1A	Air manifold (L.H.)		1
7	772.1.042.2A	Screw		6
8	788.1.098.1A	Gasket		2
9	772.5.038.1AB	Screw		2
10	442.1.149.1A	Air manifold (R.H.)		1
11	764.1.056.1B	Rubber pad		2
12	716.1.043.1B	Spacer		4
13	741.4.025.1A	Clamp		1
14	852.1.024.1B	Washer		2
15	758.1.036.1A	Fairlead		1
16	773.5.018.8B	Screw		1

NOTES NO.	CODE NO.	DESCRIPTION	VALIDITY	Q.TY 

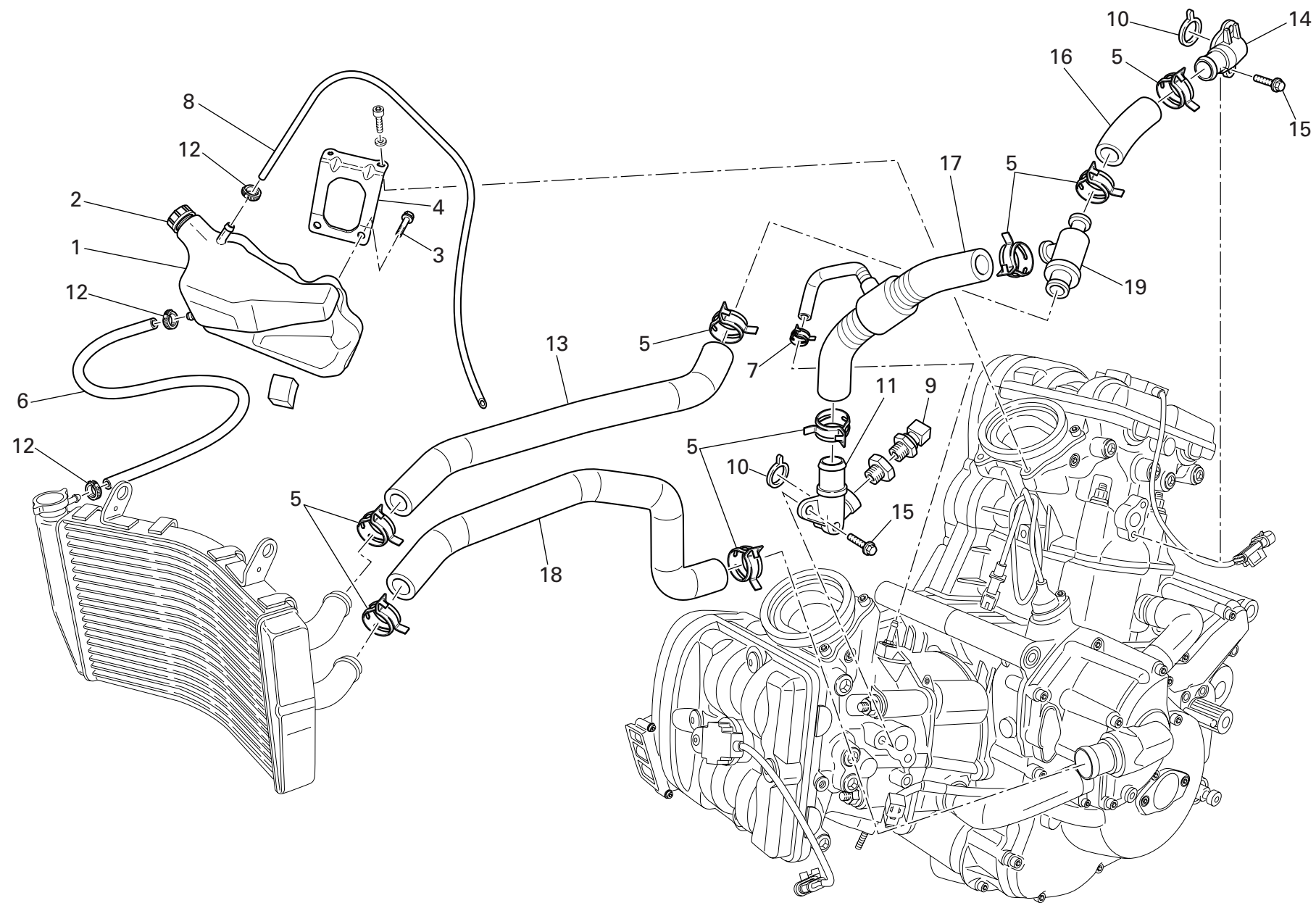


DRAWING 030 RADIATOR


NOTES NO.	CODE NO.	DESCRIPTION	VALIDITY	Q.TY
1	548.4.074.1B	Water radiator		1
2	850.1.197.1A	Quik fastening		4
3	772.5.033.1A	Screw		6
4	764.1.022.1A	Vibration damper pad		2
5	713.1.304.1A	Spacer		1
6	779.1.202.1A	Special screw		1
7	872.4.060.1A	Cap		1
8	550.4.018.1A	Electric fan (L.H.)		1
9	550.4.017.1A	Electric fan (R.H.)		1

NOTES NO.	CODE NO.	DESCRIPTION	VALIDITY	Q.TY
-----------	----------	-------------	----------	------

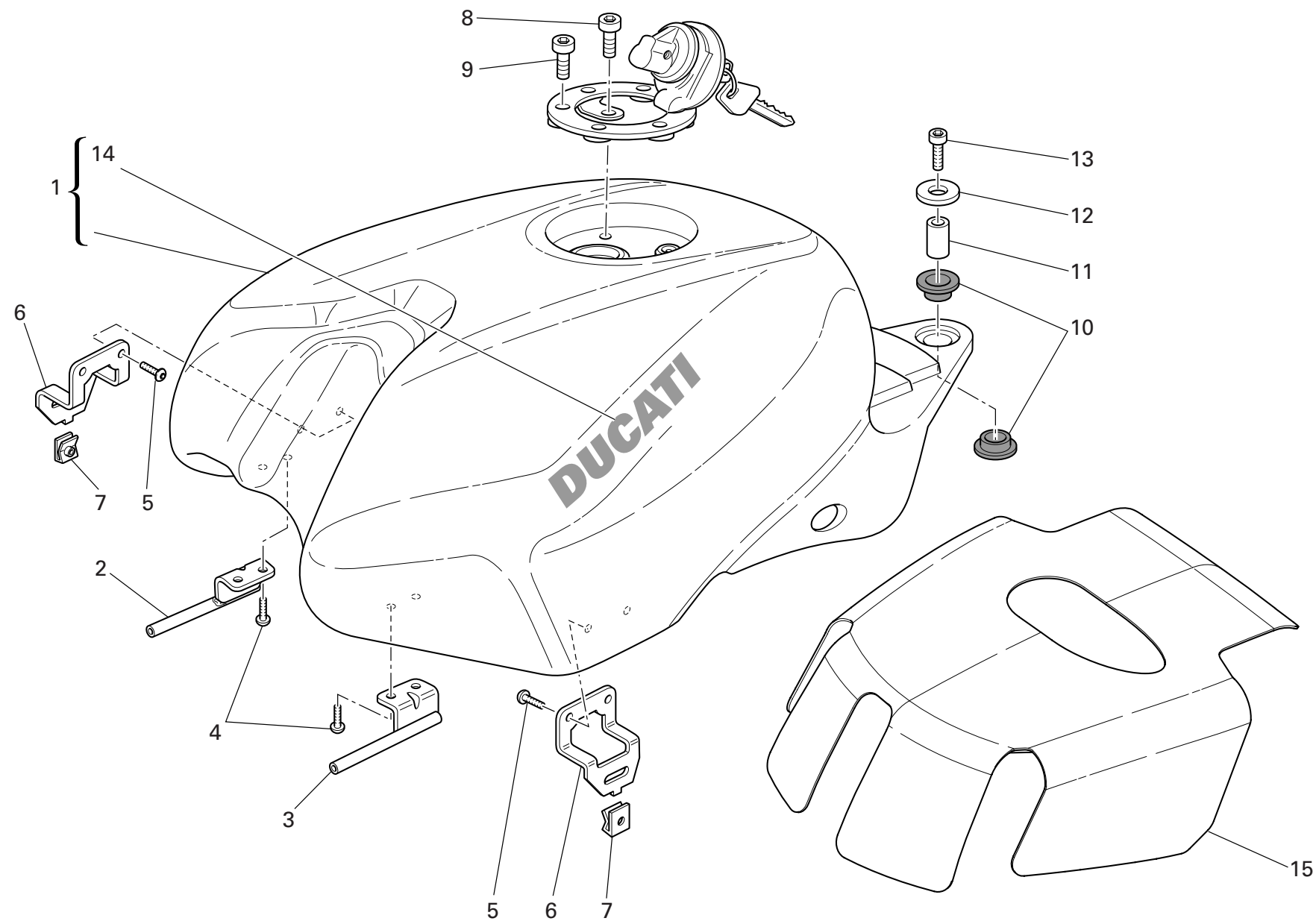
DRAWING 031 COOLING SYSTEM




DRAWING 031 COOLING SYSTEM

NOTES NO.	CODE NO.	DESCRIPTION	VALIDITY	Q.TY 
1	585.1.057.1A	Water tank		1
2	893.1.007.1A	Tank cap		1
3	772.5.032.1A	Screw		2
4	830.1.429.1A	Bracket		1
5	741.4.025.1A	Clamp		8
6	934.1.005.1A	Breather pipe		1
7	741.4.001.1A	Hose guide		1
8	934.1.006.1A	Breather pipe		1
9	552.4.131.1A	Sensor		1
10	886.4.103.1A	O-ring		2
11	814.1.236.1B	Water outlet union (horizontal)		1
12	8A00.67610	Hose guide		3
13	800.1.152.1B	Hose		1
14	814.1.235.1A	Water outlet union (vertical)		1
15	772.1.062.1A	Screw		4
16	800.1.151.1A	Hose		1
17	800.1.150.1A	Hose		1
18	800.1.153.1B	Hose		1
19	553.4.004.1A	Thermostat		1

NOTES NO.	CODE NO.	DESCRIPTION	VALIDITY	Q.TY 
-----------	----------	-------------	----------	--

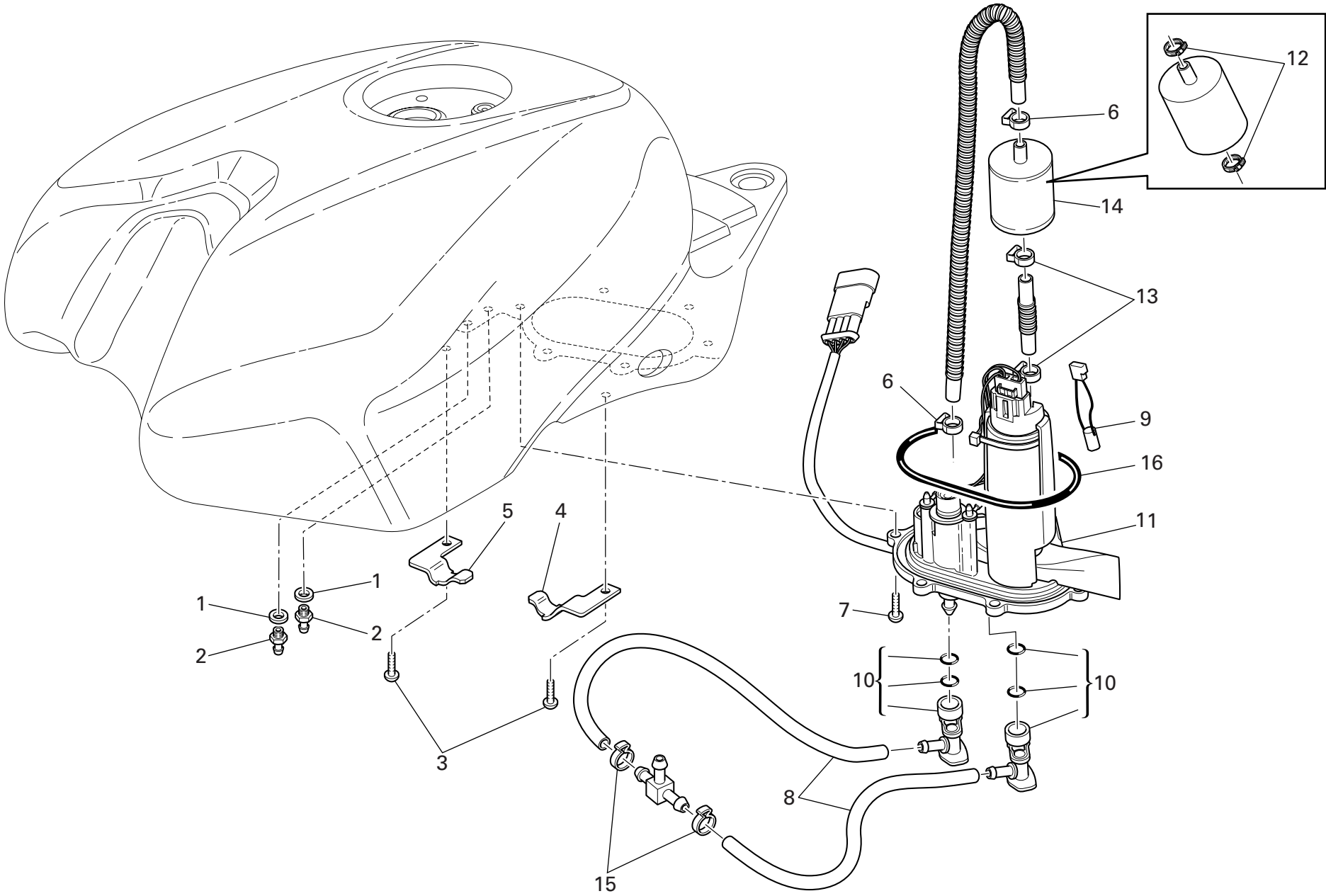


DRAWING 032 FUEL TANK

NOTES NO.	CODE NO.	DESCRIPTION	VALIDITY	Q.TY	
1	586.1.160.1AA	Tank (RED)		1	
1	586.1.160.1AB	Tank (MIDNIGHT BLACK)		1	
2	587.1.051.2A	Tank front connection (R.H.)		1	
3	587.1.052.2A	Tank front connection (L.H.)		1	
4	772.1.050.1C	Screw		4	
5	775.1.051.1A	Screw		4	
6	830.1.431.1A	Holder		2	
7	850.4.055.1A	Quik fastening		2	
8	771.5.040.8B	Screw		1	
9	771.5.045.7E	Screw		3	
10	764.1.001.1A	Rubber pad		2	
11	713.1.330.1A	Spacer		1	
12	852.1.099.1A	Washer		1	
13	771.5.728.8B	Screw		1	
14	438.1.365.1AA	Sticker "DUCATI" (for RED)		2	
14	438.1.365.1AT	Sticker "DUCATI" (for MIDNIGHT BLACK)		2	
15	486.1.075.1A	Panel		1	


NOTES NO.	CODE NO.	DESCRIPTION	VALIDITY	Q.TY	
-----------	----------	-------------	----------	------	---

DRAWING 032a FUEL SYSTEM



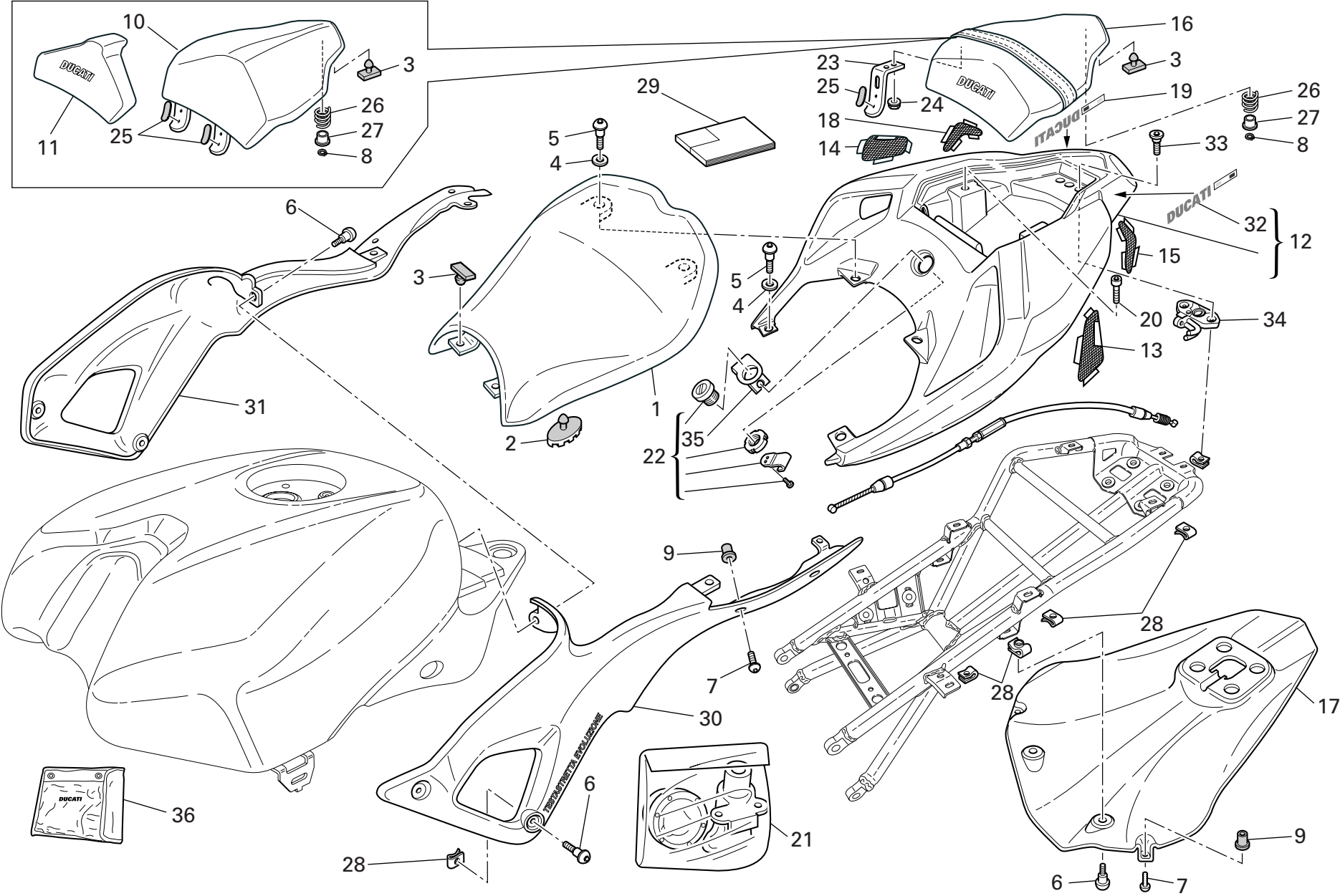


DRAWING 032a FUEL SYSTEM


NOTES NO.	CODE NO.	DESCRIPTION	VALIDITY	Q.TY 
1	886.1.013.1A	Gasket		2
2	850.1.006.1A	Union		2
3	775.1.051.1A	Screw		2
4	830.1.433.1A	Plate		1
5	830.1.432.1A	Plate		1
6	741.4.092.1A	collar		2
7	775.1.017.1B	Screw		6
8	590.1.300.1A	Tube		2
9	552.4.048.1A	Thermistor		1
10	814.4.010.1A	Quick-coupling union		2
11	160.2.366.1A	Flange		1
12	699.2.345.1A	Clamps kit		1
13	741.4.158.1A	Clamp		2
14	425.4.004.1B	Fuel filter		1
15	287.4.024.1B	Clamp		2
16	886.5.048.1A	O-Ring		1

NOTES NO.	CODE NO.	DESCRIPTION	VALIDITY	Q.TY 

DRAWING 033 SEAT



DRAWING 033 SEAT

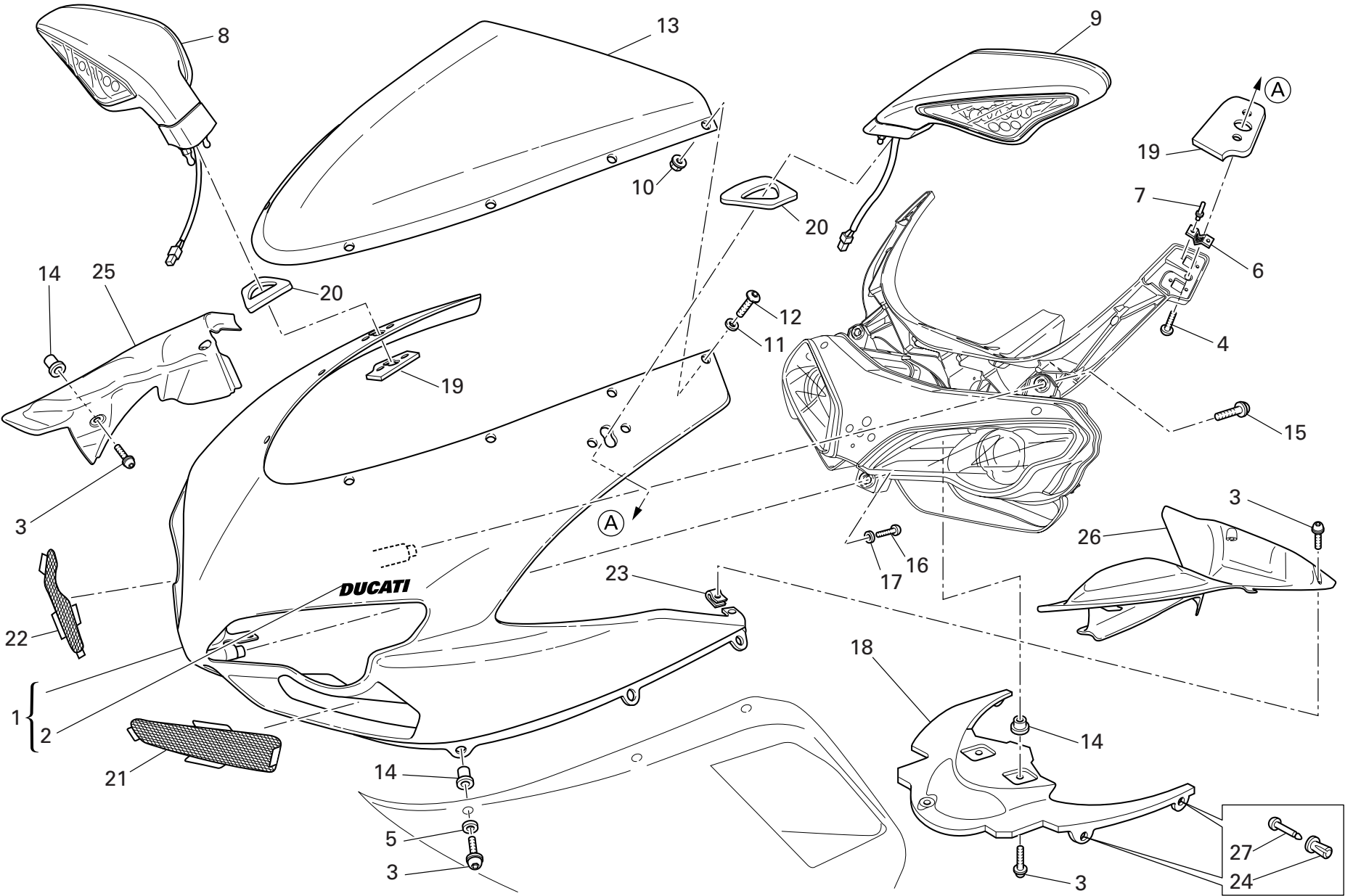
NOTES NO.	CODE NO.	DESCRIPTION	VALIDITY	Q.TY 
1	595.1.080.1A	Seat		1
2	866.1.020.1A	Rubber pad (big)		4
3	866.1.030.1A	Rubber pad (little)		10
4	852.1.218.1A	Nylon washer		6
5	772.1.084.1A	Special screw		8
6	772.1.085.1B	Special screw		7
7	772.1.086.1B	Special screw		6
8	884.4.025.1A	Circlip		2
9	850.4.082.1A	Insert		6
10	247.1.307.1AA	Cover seat (RED)		1
10	247.1.307.1AB	Cover seat (MIDNIGHT BLACK)		1
11	595.1.091.1A	Seat back		1
12	483.2.155.1AA	Tail guard (RED)		1
12	483.2.155.1AB	Tail guard (MIDNIGHT BLACK)		1
13	460.1.259.1A	Net (front) (L.H.)		1
14	460.1.260.1A	Net (front) (R.H.)		1
15	460.1.261.2A	Net (rear) (L.H.)		1
16	595.1.081.1A	Pillion rider seat		1
17	460.1.246.1A	Tail guard thermal protection		1
18	460.1.262.2A	Net (rear) (R.H.)		1
19	438.1.436.1A	Sticker "DUCATI" (R.H.) (for RED)		1
19	438.1.436.1AT	Sticker "DUCATI" (R.H.) (for MIDNIGHT BLACK)		1
20	779.1.499.1A	Special screw		2
21	598.2.054.1A	Locks kit		1
22	598.2.023.1A	Seat lock		1
23	830.1.425.1A	Hook		2

CATALOGUE No: 915.1.264.1B  
ISSUED: 08 - 07

NOTES NO.	CODE NO.	DESCRIPTION	VALIDITY	Q.TY 
24	749.4.004.1A	Nut		4
25	764.1.054.1A	Rubber pad		4
26	799.1.175.1A	Spring		2
27	841.1.037.1A	Retainer		2
28	850.4.055.1A	Quik fastening		14
29	913.7.119.1B	Owner's manual		1
30	482.1.139.1A	Body panel (L.H.)		1
31	482.1.140.1A	Body panel (R.H.)		1
32	438.1.439.1A	Sticker "DUCATI" (L.H.) (for RED)		1
32	438.1.439.1AT	Sticker "DUCATI" (L.H.) (for MIDNIGHT BLACK)		1
33	779.1.498.1A	Special screw		2
34	598.1.011.1A	Latch		1
35	830.1.440.1A	Bracket		1
36	697.2.022.2A	Tool bag		1

CATALOGUE No: 915.1.264.1B  
ISSUED: 08 - 07

DRAWING 034 HEADLIGHT FAIRING




DRAWING 034

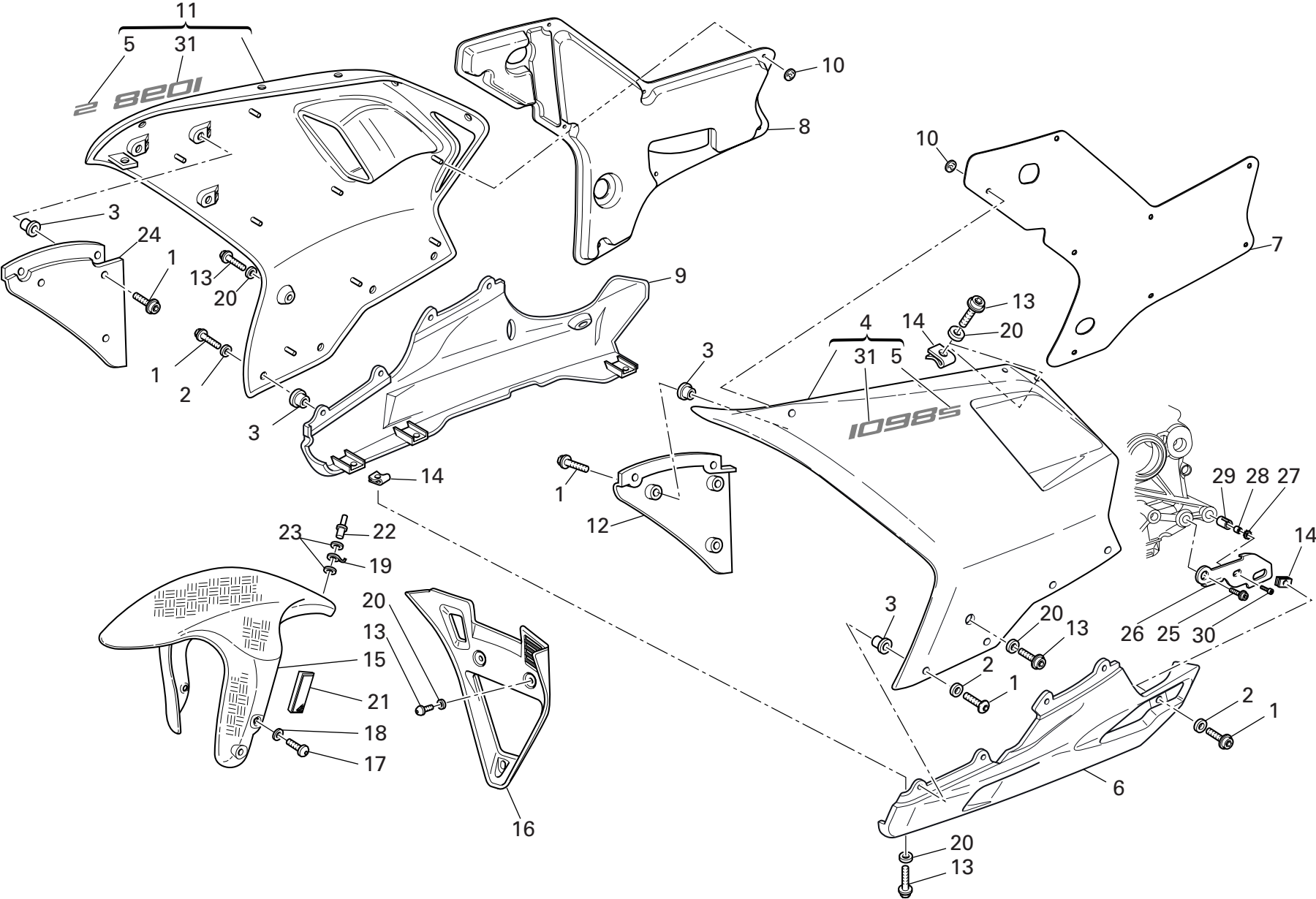
HEADLIGHT FAIRING

NOTES NO.	CODE NO.	DESCRIPTION	VALIDITY	Q.TY 
1	481.2.040.1AA	Complete headlight fairing (RED)		1
1	481.2.040.1AB	Complete headlight fairing (MIDNIGHT BLACK)		1
2	434.1.007.1A	Sticker "DUCATI" (for RED)		1
2	434.1.007.1AT	Sticker "DUCATI" (for MIDNIGHT BLACK)		1
3	772.1.086.1B	Special screw		15
4	779.1.544.1A	Screw		2
5	0000.63161	Washer		6
6	799.1.228.1A	Spring		4
7	736.4.012.1A	Shear rivet		8
8	523.2.020.1D	Mirror - turn indicator (R.H.)		1
9	523.2.021.1D	Mirror - turn indicator (L.H.)		1
10	750.1.028.1A	Nut		8
11	852.1.024.1A	Nylon washer		8
12	775.1.007.1AB	Special screw		8
13	487.1.039.2A	Windshield		1
14	850.4.082.1A	Insert		11
15	772.5.031.1B	Screw		2
16	779.5.046.1A	Screw		1
17	852.5.029.1A	Washer		1
18	460.1.247.1A	Mudflap		1
19	866.1.076.1A	Pad		2
20	866.1.077.1A	Pad		2
21	460.1.278.1A	Protection (L.H.)		1
22	460.1.277.1A	Protection (R.H.)		1
23	850.4.047.1A	Quik fastening		4
24	850.4.105.1A	Bush		4


CATALOGUE No: 915.1.264.1B  
ISSUED: 08 - 07

NOTES NO.	CODE NO.	DESCRIPTION	VALIDITY	Q.TY 
25	460.1.253.1A	Protection (R.H.)		1
26	460.1.254.1A	Protection (L.H.)		1
27	850.4.104.1A	Pin		4


CATALOGUE No: 915.1.264.1B  
ISSUED: 08 - 07



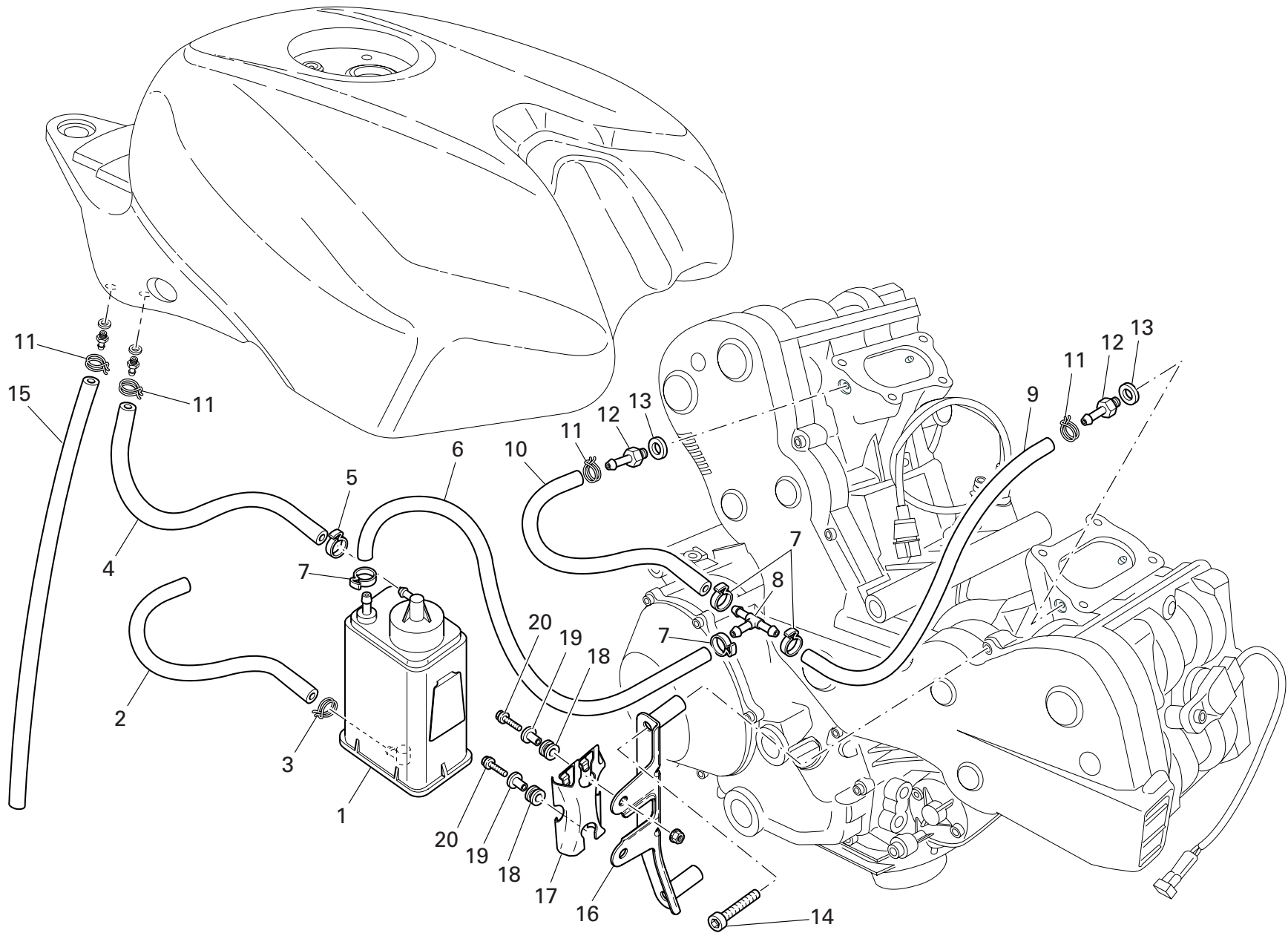
DRAWING 034a FAIRING

NOTES NO.	CODE NO.	DESCRIPTION	VALIDITY	Q.TY 
1	772.1.086.1B	Special screw		14
2	0000.63161	Washer		8
3	850.4.082.1A	Insert		14
4	480.1.237.2AA	Upper half-fairing (L.H.) (RED)		1
4	480.1.237.2AB	Upper half-fairing (L.H.) (MIDNIGHT BLACK)		1
5	437.1.186.1A	Sticker "s" (for RED)		2
5	437.1.186.1AA	Sticker "s" (for MIDNIGHT BLACK)		2
6	480.1.228.1AA	Lower half-fairing (L.H.) (RED)		1
6	480.1.228.1AN	Lower half-fairing (L.H.) (MIDNIGHT BLACK)		1
7	486.1.073.2A	Panel (L.H.)		1
8	486.1.074.2A	Panel (R.H.)		1
9	480.1.230.2AA	Lower half-fairing (R.H.) (RED)		1
9	480.1.230.2AN	Lower half-fairing (R.H.) (MIDNIGHT BLACK)		1
10	850.4.109.1A	Washer		16
11	480.1.239.2AA	Upper half-fairing (R.H.) (RED)		1
11	480.1.239.2AB	Upper half-fairing (R.H.) (MIDNIGHT BLACK)		1
12	460.1.249.1A	Panel (L.H.)		1
13	772.1.085.1B	Special screw		14
14	850.4.055.1A	Quik fastening		8
15	564.2.055.1A	Front mudguard assembly (CARBON)		1
16	484.1.060.1AA	Air manifold (RED)		1
16	484.1.060.1AN	Air manifold (MIDNIGHT BLACK)		1
17	772.1.089.1B	Screw		4
18	856.1.042.1A	Nylon washer		4

CATALOGUE No: 915.1.264.1B  
ISSUED: 08 - 07


NOTES NO.	CODE NO.	DESCRIPTION	VALIDITY	Q.TY 
19	850.1.003.1A	Clip		1
20	852.1.218.1A	Nylon washer		12
21	529.1.008.1AB	Cat's eye (AMBER)		2
22	736.4.013.1B	Shear rivet		1
23	852.1.075.1B	Washer		2
24	460.1.248.1A	Panel (R.H.)		1
25	771.5.752.8B	Screw		1
26	830.1.423.1A	Bracket		1
27	852.4.008.1A	Spring washer		1
28	710.1.032.1A	Bush		1
29	711.1.072.1B	Bush		1
30	771.5.669.8B	Screw		1
31	437.1.166.1A	Sticker "1098" (for RED)		2
31	437.1.166.1AT	Sticker "1098" (for MIDNIGHT BLACK)		2

CATALOGUE No: 915.1.264.1B  
ISSUED: 08 - 07





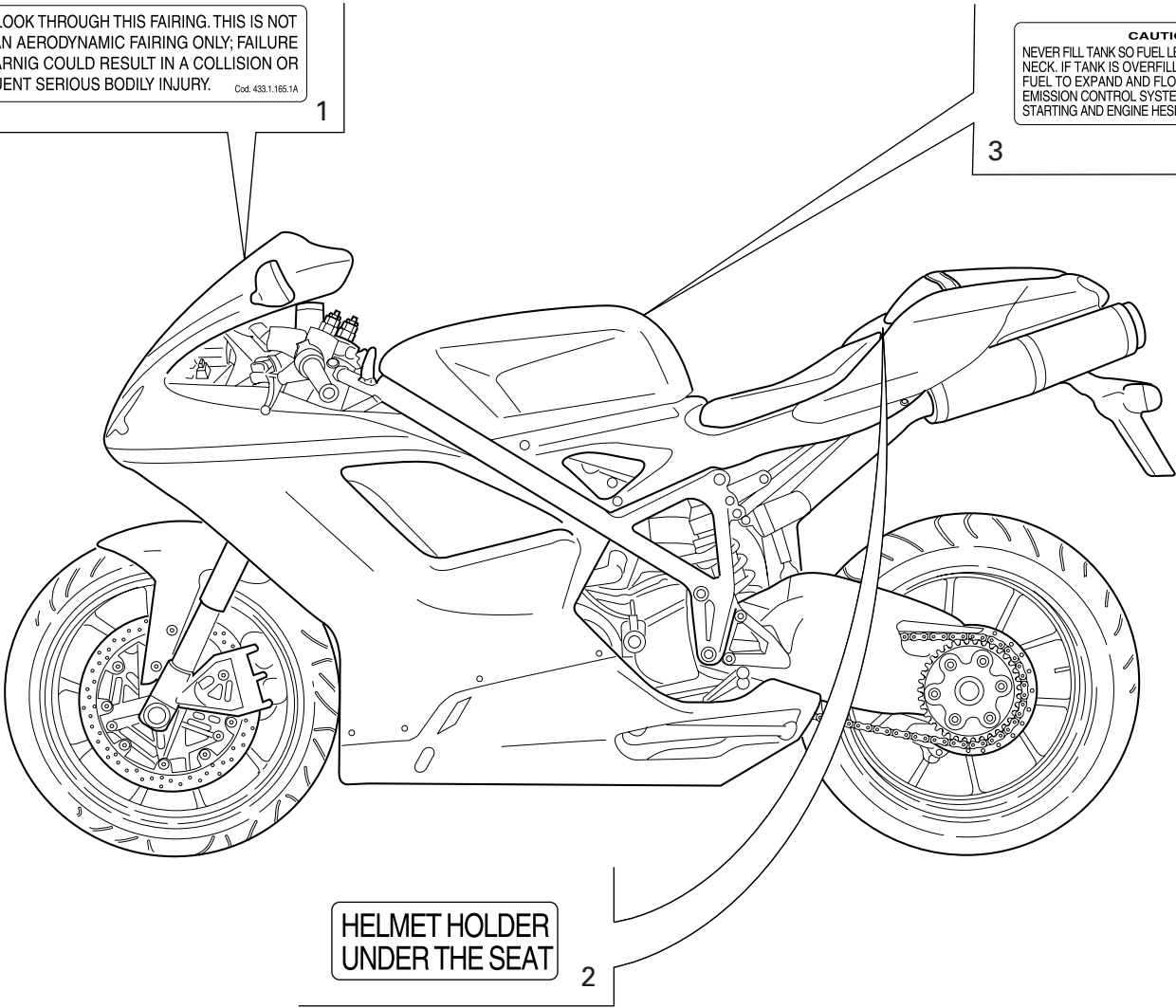
DRAWING 035 EVAPORATIVE EMISSIONS CANISTER

NOTES NO.	CODE NO.	DESCRIPTION	VALIDITY	Q.TY 
1	426.1.007.1A	Canister filter		1
2	590.1.307.1A	Tube		1
3	741.4.057.1A	Hose guide		1
4	590.1.254.1A	Filter/fuel tank outlet pipe		1
5	741.4.063.1A	Hose guide		1
6	590.1.309.1A	Tube		1
7	741.4.058.1A	Hose guide		4
8	814.1.183.1A	Shunt valve		1
9	590.1.308.1A	Tube		1
10	590.1.310.1A	Tube		1
11	741.4.043.1A	Hose guide		4
12	814.1.111.3B	Union		2
13	852.5.023.1A	Gasket		2
14	771.5.074.8B	Screw		2
15	934.1.007.1A	Breather pipe		1
16	830.1.448.1A	Bracket		1
17	827.1.157.1A	Plate		1
18	764.1.029.1A	Rubber pad		2
19	716.1.043.1B	Spacer		2
20	772.5.031.1B	Screw		2


NOTES NO.	CODE NO.	DESCRIPTION	VALIDITY	Q.TY 
-----------	----------	-------------	----------	--

DO NOT ATTEMPT TO LOOK THROUGH THIS FAIRING. THIS IS NOT A WINDSHIELD, BUT AN AERODYNAMIC FAIRING ONLY; FAILURE TO OBSERVE THIS WARNING COULD RESULT IN A COLLISION OR UPSET AND CONSEQUENT SERIOUS BODILY INJURY. Cod. 433.1.165.1A

**CAUTION**  
NEVER FILL TANK SO FUEL LEVEL RISES INTO FILLER NECK. IF TANK IS OVERFILLED, HEAT MAY CAUSE FUEL TO EXPAND AND FLOW INTO EVAPORATIVE EMISSION CONTROL SYSTEM RESULTING IN HARD STARTING AND ENGINE HESITATION. 016.051.180.1A



DRAWING 036 DATA PLATE POSITIONS

NOTES NO.	CODE NO.	DESCRIPTION	VALIDITY	Q.TY	
1	433.1.165.1A	Sticker		1	
2	433.1.170.1A	Sticker		1	
3	433.1.164.1A	Sticker		1	

NOTES NO.	CODE NO.	DESCRIPTION	VALIDITY	Q.TY	
-----------	----------	-------------	----------	------	---

CODE No.	Drwg.	POS. N.	CODE No.	Drwg.	POS. N.	CODE No.	Drwg.	POS. N.	CODE No.	Drwg.	POS. N.	CODE No.	Drwg.	POS. N.
0000.01199	022	30	0759.49.280	009	15	150.2.106.1A	003	27	182.2.026.2A	002	18	247.1.288.1B	013	6
0000.01199	025	11	0765.92.205	002	21	158.2.020.2A	006	5	182.2.028.1A	002	18	247.1.290.1A	009	19
0000.63161	034	5	0799.13.110	002	27	160.1.094.1A	013	10	184.1.010.2A	025	20	247.1.297.1A	018	3
0000.63161	034a	2	112.1.012.1AB	006	8	160.1.367.1A	019	9	187.1.002.1A	023	3	247.1.299.1B	022	11
0000.68490	024	14	112.1.012.1AC	006	8	160.1.369.2B	026a	5	187.1.002.1A	024	22	247.1.300.1B	022	8
0124.40.060	008	15	117.1.044.1A	025	18	160.1.370.1A	012	13	190.2.018.1A	004	8	247.1.305.1AG	011	23
0170.91.730	021	33	117.1.088.2A	022	31	160.2.366.1A	032a	11	194.2.015.2A	004	12	247.1.306.1A	027a	13
0251.47.054	003	1	117.2.006.1A	004	29	162.1.001.1B	004	7	195.4.003.1A	004	22	247.1.307.1AA	033	10
0272.91.090	002	8	120.2.150.1A	007	5	170.2.110.1A	004	17	196.1.001.2B	004	10	247.1.307.1AB	033	10
0370.49.250	010	22	120.2.150.2A	007	5	171.2.075.1B	008	13	198.1.029.1A	004	13	247.2.130.1AB	011	31
0370.72.020	023	8	120.2.151.1A	007	10	172.1.002.1B	003	10	208.1.029.1A	014	3	251.2.008.1A	011	29
0370.72.020	024	12	120.2.151.2A	007	10	172.1.003.3C	003	8	208.1.029.1A	015	3	254.4.001.2A	005	4
0400.09.050	002	21	121.1.078.1B	007	3	172.1.004.3C	003	5	209.1.035.1A	014	16	255.1.010.3B	008	18
0400.29.125	002	34	121.1.079.1A	007	2	172.1.005.3C	003	9	209.1.035.1A	015	16	255.1.019.3A	013	7
0400.29.126	002	34	121.2.046.1A	007	4	172.1.008.1C	003	22	209.1.036.1A	014	4	264.4.017.1A	011	1
0660.13.060	002	19	122.2.143.1A	007	1	172.1.009.1C	003	21	209.1.036.1A	015	4	270.4.010.1A	012	1
0660.13.143	002	9	135.1.023.2A	017	7	172.1.010.3C	003	20	210.1.072.1A	014	14	276.1.038.2A	012	16
0660.13.165	002	25	140.1.048.1B	017	1	172.1.011.3C	003	23	210.1.072.1A	015	14	280.4.016.1A	017	13
0660.16.145	004	21	146.2.143.1A	006	1	172.1.218.2A	003	18	211.1.070.1B	014	5	282.4.079.1A	017	11
0665.49.680	005a	1	147.1.014.2A	008	3	172.1.219.2A	003	24	211.1.070.1B	015	5	283.4.011.1A	017	15
0670.16.145	003	7	148.2.306.2A	013	15	173.1.022.1A	012	14	225.2.127.4A	010	1	286.2.040.1A	018a	23
0670.16.150	003	3	148.2.307.2A	013	11	174.1.038.1A	009	12	242.2.074.1AB	011	13	286.4.166.1F	018	15
0670.16.155	003	19	148.2.308.2A	013	14	174.2.038.1A	009	1	243.1.025.1AF	005	1	287.4.024.1B	032a	15
0670.16.170	003	26	148.2.309.2A	013	18	176.1.020.1A	012	10	243.2.115.1AB	005a	6	301.2.238.3B	015	22
0670.49.310	009	17	149.1.061.1A	003	25	180.1.001.1A	002	11	245.1.071.2A	008	1	301.2.239.3B	014	22
0755.29.025	006	10	150.2.092.3A	003	28	180.1.002.1A	002	12	245.2.070.2A	008	2	303.1.051.1BB	014	7
0755.29.025	008	12	150.2.105.1A	003	2	180.1.008.1A	002	24	247.1.287.1B	013	5	303.1.051.1BB	015	7

CODE No.	Drwg.	POS. N.	CODE No.	Drwg.	POS. N.	CODE No.	Drwg.	POS. N.	CODE No.	Drwg.	POS. N.	CODE No.	Drwg.	POS. N.
303.1.051.1BC	014	7	364.1.003.1A	021	26	433.1.165.1A	036	1	455.2.003.1A	002	4	464.1.006.1A	022	5
303.1.051.1BC	015	7	365.2.075.1A	028	10	433.1.170.1A	036	2	456.1.046.1B	022	20	464.1.006.1A	027	13
303.1.051.1BD	014	7	369.1.120.1A	028a	1	433.1.339.1A	028a	20	456.2.047.1A	022	19	470.1.187.1BA	022	1
303.1.051.1BD	015	7	370.2.076.2C	028a	8	434.1.007.1A	034	2	457.2.042.1A	025	6	470.1.190.2A	027	1
304.1.063.1A	014	10	372.2.062.1A	028	8	434.1.007.1AT	034	2	460.1.246.1A	033	17	480.1.228.1AA	034a	6
304.1.063.1A	015	10	380.1.014.3B	018a	3	437.1.166.1A	034a	31	460.1.247.1A	034	18	480.1.228.1AN	034a	6
304.1.063.1AB	014	10	389.4.019.1A	018a	8	437.1.166.1AT	034a	31	460.1.248.1A	034a	24	480.1.230.2AA	034a	9
304.1.063.1AB	015	10	389.4.020.1A	018a	8	437.1.186.1A	034a	5	460.1.249.1A	034a	12	480.1.230.2AN	034a	9
304.1.063.1AC	014	10	389.4.021.1A	018a	8	437.1.186.1AA	034a	5	460.1.253.1A	034	25	480.1.237.2AA	034a	4
304.1.063.1AC	015	10	389.4.022.1A	018a	8	438.1.365.1AA	032	14	460.1.254.1A	034	26	480.1.237.2AB	034a	4
304.1.064.1B	014	13	389.4.023.1A	018a	24	438.1.365.1AT	032	14	460.1.255.1A	026a	14	480.1.239.2AA	034a	11
304.1.064.1B	015	13	389.4.024.1A	018a	8	438.1.436.1A	033	19	460.1.256.2B	019	22	480.1.239.2AB	034a	11
304.1.064.1BB	014	13	390.4.019.1A	020	7	438.1.436.1AT	033	19	460.1.259.1A	033	13	481.2.040.1AA	034	1
304.1.064.1BB	015	13	390.4.020.1A	020	13	438.1.439.1A	033	32	460.1.260.1A	033	14	481.2.040.1AB	034	1
304.1.064.1BC	014	13	390.4.021.1A	027a	19	438.1.439.1AT	033	32	460.1.261.2A	033	15	482.1.139.1A	033	30
304.1.064.1BC	015	13	390.4.022.1A	020	14	442.1.139.1B	029	4	460.1.262.2A	033	18	482.1.140.1A	033	31
341.1.063.2A	021	21	395.2.013.1C	018	4	442.1.148.1A	029	6	460.1.263.1A	021	11	483.2.155.1AA	033	12
342.2.033.1A	021	1	397.4.003.1B	018	14	442.1.149.1A	029	10	460.1.276.1A	020	16	483.2.155.1AB	033	12
344.2.017.1A	021a	1	406.1.060.2A	020	8	444.4.003.4A	009	20	460.1.277.1A	034	22	484.1.060.1AA	034a	16
345.2.017.1A	021a	2	417.6.011.3A	005a	7	447.1.069.1A	028a	15	460.1.278.1A	034	21	484.1.060.1AN	034a	16
349.2.039.1A	021a	4	417.6.011.3A	014	20	447.1.070.1A	028a	17	460.1.286.1B	019	34	486.1.073.2A	034a	7
349.2.040.1A	021a	5	420.2.000.8A	025	37	449.A.045.1A	003	12	462.4.001.1A	021	7	486.1.074.2A	034a	8
360.1.086.1C	021	38	420.2.006.4A	016	6	451.1.044.1A	008	4	462.4.046.1A	020	15	486.1.075.1A	032	15
360.1.087.1C	021	36	425.4.004.1B	032a	14	451.2.018.3A	008	9	463.2.022.2A	010	12	487.1.039.2A	034	13
360.2.086.1C	021	19	426.1.007.1A	035	1	451.2.018.5A	008	9	463.2.053.7A	004	15	492.1.004.1A	026a	19
360.2.087.1C	021	31	426.1.020.1A	029	5	451.2.019.3B	008	10	464.1.005.1A	022	12	492.4.089.1A	026	12
361.1.002.1A	021	15	433.1.164.1A	036	3	451.2.019.5B	008	10	464.1.005.1A	027	6	492.4.090.1A	026	5
CATALOGUE No: ISSUED:			915.1.264.1B 08 - 07			CATALOGUE No: ISSUED:			915.1.264.1B 08 - 07					

CODE No.	Drwg.	POS. N.	CODE No.	Drwg.	POS. N.	CODE No.	Drwg.	POS. N.	CODE No.	Drwg.	POS. N.	CODE No.	Drwg.	POS. N.
494.1.120.2A	026a	10	539.1.022.1A	022a	5	570.1.260.2B	019	21	595.1.080.1A	033	1	631.4.033.1A	024	2
497.2.001.2A	026	3	539.4.003.1B	025	5	570.1.261.1A	019	4	595.1.081.1A	033	16	631.4.034.1A	023	2
497.2.003.1A	026	16	539.4.030.2A	005	9	573.1.199.2D	019	30	595.1.091.1A	033	11	632.1.042.1A	023	6
501.2.115.1AB	026	10	539.4.035.1A	024	5	574.1.196.2D	019	29	598.1.011.1A	033	34	650.4.011.1A	021	17
502.2.125.1AB	026	7	540.4.027.1A	018	8	585.1.057.1A	031	1	598.2.023.1A	033	22	651.1.004.1A	021	30
510.1.477.1B	018a	1	541.4.007.1A	018a	6	585.4.001.1A	025	26	598.2.054.1A	033	21	652.4.012.1A	021	10
510.1.570.1A	018a	21	548.4.074.1B	030	1	585.4.008.1A	023	12	598.4.024.1A	021	12	654.2.016.1A	021	8
510.1.577.1B	018a	14	548.4.078.1A	016	1	585.4.009.1A	024	15	610.4.090.1A	024	9	656.1.071.1B	021	13
514.1.032.1A	001d	9	549.1.030.1A	016	7	586.1.160.1AA	032	1	610.4.091.1A	024	26	668.1.001.4A	007	14
514.1.033.1A	001d	13	550.4.017.1A	030	9	586.1.160.1AB	032	1	611.4.029.1B	025	29	668.1.001.4A	011	16
514.1.035.1A	001d	10	550.4.018.1A	030	8	587.1.051.2A	032	2	612.4.005.1A	023	4	669.1.001.1E	014	6
514.1.036.1A	001d	10	552.1.037.1A	001d	4	587.1.052.2A	032	3	612.4.005.1A	024	21	669.1.001.1E	015	6
514.1.037.1A	001d	6	552.1.038.1A	001d	5	590.1.189.1A	001d	1	612.4.008.1A	025	31	670.4.038.1A	018a	4
514.1.038.1A	001d	14	552.1.039.1A	001d	19	590.1.190.1A	001d	2	612.4.016.1A	025	36	676.2.067.1A	026a	1
514.1.051.1A	018	17	552.1.040.1A	001d	11	590.1.254.1A	035	4	612.4.037.1A	024	30	676.4.046.1A	026a	8
516.4.001.1AB	018a	12	552.1.111.1A	019	11	590.1.292.1A	017	16	613.4.038.1A	025	30	677.4.003.1A	001b	3
518.4.004.2B	021	25	552.4.012.1A	020	11	590.1.293.1A	017	14	613.4.079.1A	024	8	680.1.001.1B	009	24
520.1.015.2A	020	1	552.4.020.1A	010a	23	590.1.294.1A	017	18	618.4.074.1A	024	19	680.5.006.1A	013	12
523.2.020.1D	034	8	552.4.037.1E	025	34	590.1.300.1A	032a	8	618.4.075.1A	024	29	696.1.012.1A	027	15
523.2.021.1D	034	9	552.4.048.1A	032a	9	590.1.307.1A	035	2	619.4.034.1A	025	28	697.2.022.2A	033	36
525.1.031.1A	027a	16	552.4.131.1A	031	9	590.1.308.1A	035	9	624.4.046.1A	024	1	698.1.033.1A	001d	15
525.1.032.1A	027a	24	553.4.004.1A	031	19	590.1.309.1A	035	6	625.4.018.1B	025	16	699.2.345.1A	032a	12
529.1.008.1AB	034a	21	556.1.046.1A	022a	3	590.1.310.1A	035	10	626.4.032.1A	024	7	700.1.036.1A	012	19
529.1.010.1A	027a	8	556.2.045.1A	022a	1	590.2.026.1A	017	20	626.4.044.1A	024	24	700.1.043.1A	020	9
530.1.020.1B	027a	18	561.1.025.1A	027a	1	593.1.018.1A	009	5	630.4.035.1A	023	1	700.9.056.2A	026a	9
530.1.021.1B	027a	14	561.1.027.1A	027a	7	593.2.042.1A	010	11	631.4.008.1A	024	6	701.4.004.1A	028	7
539.1.021.1B	002	6	564.2.055.1A	034a	15	593.4.030.1A	019	31	631.4.016.1A	025	25	701.4.005.1A	003	4
CATALOGUE No: ISSUED:	915.1.264.1B 08 - 07						CATALOGUE No: ISSUED:	915.1.264.1B 08 - 07						

CODE No.	Drwg.	POS. N.	CODE No.	Drwg.	POS. N.	CODE No.	Drwg.	POS. N.	CODE No.	Drwg.	POS. N.	CODE No.	Drwg.	POS. N.
701.4.008.1A	012	11	710.1.125.1A	010	28	713.1.292.1A	014	9	736.4.012.1A	018a	20	747.5.003.1A	025	15
701.4.017.1A	028a	6	710.1.126.1A	010a	24	713.1.292.1A	015	9	736.4.012.1A	034	7	747.5.010.1A	022	23
702.4.004.1A	021	3	710.1.132.1A	028	11	713.1.304.1A	030	5	736.4.013.1B	034a	22	747.5.011.1A	024	31
702.4.009.1A	011	11	711.1.072.1B	034a	29	713.1.330.1A	032	11	737.4.025.1A	008	5	748.1.024.1A	019	1
702.4.010.2A	011	9	711.1.089.1A	006	6	713.1.364.1A	024	20	741.1.010.1A	018a	5	748.1.035.1B	019	8
702.4.013.1A	010	19	711.1.095.1A	010a	7	713.1.373.1A	027a	26	741.1.035.1A	024	27	748.1.036.1A	019	40
702.4.017.1A	004	20	711.1.160.1A	005	13	713.1.380.1A	004	31	741.1.037.1A	019	14	748.1.040.1A	002	23
702.4.018.1A	012	15	711.1.160.1A	011	14	714.1.047.1A	026	9	741.1.038.1A	019	15	748.1.046.1A	026a	4
702.4.020.1A	010a	11	711.1.219.1A	007	12	714.1.074.1A	026	15	741.4.001.1A	031	7	748.1.050.1A	010	14
702.4.033.1A	010	21	712.1.029.1A	028a	9	714.1.075.1A	026a	12	741.4.002.1A	007	7	748.1.065.1A	026	1
702.4.033.1A	010a	2	712.1.030.1A	028a	12	715.1.003.1A	028	5	741.4.025.1A	029	13	748.1.066.2A	004	25
702.5.008.1A	010	6	712.1.034.1A	022	17	716.1.003.1A	016	3	741.4.025.1A	031	5	748.4.002.1A	022	2
702.5.008.1A	011	4	712.1.034.1A	025	10	716.1.022.1B	020	6	741.4.038.1A	018a	2	748.4.037.1AB	028	3
702.5.016.1A	004	14	713.1.014.1E	003	11	716.1.043.1B	029	12	741.4.043.1A	023	14	748.4.038.1A	020	10
702.5.019.1A	010a	1	713.1.082.1A	019	6	716.1.043.1B	035	19	741.4.043.1A	024	16	749.4.004.1A	022	21
702.5.044.1A	003	29	713.1.128.1B	011	27	716.1.072.2A	008	20	741.4.043.1A	025	17	749.4.004.1A	033	24
702.5.045.1A	026	8	713.1.140.1A	010a	4	716.1.106.1A	018	16	741.4.043.1A	035	11	749.4.008.1A	008	7
702.5.045.1A	028a	10	713.1.153.1A	021	28	716.1.128.1A	008	17	741.4.057.1A	035	3	749.4.008.1A	027	3
702.5.051.1A	004	18	713.1.157.1A	003	13	716.1.143.1A	027a	17	741.4.058.1A	035	7	749.4.031.1A	019	18
703.1.013.1A	021	9	713.1.187.1A	028a	11	716.1.144.1A	019	41	741.4.063.1A	035	5	749.4.031.1A	027a	22
703.5.002.2A	013	2	713.1.192.1A	025	33	716.1.146.1A	019	26	741.4.092.1A	032a	6	750.1.007.1A	003	32
703.5.006.2A	008	21	713.1.196.1A	026	17	72094.1616	010	17	741.4.158.1A	032a	13	750.1.012.2A	006	14
70610.8120	004	11	713.1.197.3A	026	2	732.2.021.2A	019	20	741.4.166.1A	017	21	750.1.021.1A	028	12
710.1.032.1A	034a	28	713.1.209.1A	021	20	73500.1542	002	15	74172.1008	008	16	750.1.022.1A	028	15
710.1.061.1A	006	7	713.1.239.1A	028	2	73503.3380	010	9	74224.0570	004	24	750.1.028.1A	034	10
710.1.109.1A	028a	4	713.1.241.1A	019	33	73503.3380	010a	10	747.5.001.1AB	022	29	750.1.048.1A	022a	10
710.1.124.2A	004	23	713.1.266.1A	003	15	73503.3380	011	17	747.5.003.1A	021	22	750.1.057.1A	006	13
CATALOGUE No: ISSUED:			915.1.264.1B 08 - 07			CATALOGUE No: ISSUED:			915.1.264.1B 08 - 07					

CODE No.	Drwg.	POS. N.	CODE No.	Drwg.	POS. N.	CODE No.	Drwg.	POS. N.	CODE No.	Drwg.	POS. N.	CODE No.	Drwg.	POS. N.
750.1.121.1A	012	3	764.1.056.1B	029	11	771.1.049.1A	012	5	771.5.129.8B	009	8	772.1.062.1A	019	39
750.1.140.1A	026	13	764.1.062.1A	018	1	771.1.050.1A	021	23	771.5.136.8B	010	10	772.1.062.1A	031	15
750.1.140.1A	026a	2	764.1.063.1A	019	28	771.1.051.8B	010a	12	771.5.139.8B	010a	17	772.1.063.1A	025	19
750.1.149.1A	021	29	764.1.090.1A	018	13	771.1.052.1A	012	6	771.5.639.8B	027a	12	772.1.074.1A	018a	13
750.1.150.1A	027a	2	764.1.090.1A	020	2	771.1.053.1A	018a	10	771.5.645.8B	024	32	772.1.077.1A	022	7
750.5.005.1A	018	2	764.1.090.1A	027a	25	771.5.040.8B	032	8	771.5.667.8B	018	11	772.1.078.1A	028a	3
75191.3380	010	4	764.1.097.1A	020	12	771.5.043.8B	004	4	771.5.667.8B	021	4	772.1.084.1A	033	5
756.2.007.1A	026a	13	764.1.098.1A	027a	20	771.5.045.7E	032	9	771.5.667.8B	022	14	772.1.085.1A	017	8
75794.1542	010a	9	76402.0002	003	17	771.5.064.8B	011	5	771.5.669.8B	018	12	772.1.085.1B	033	6
758.1.036.1A	029	15	766.1.055.2B	010	16	771.5.064.8B	016	8	771.5.669.8B	021	6	772.1.085.1B	034a	13
758.1.039.2A	017	22	766.4.019.1A	014	21	771.5.065.2BB	004	28	771.5.669.8B	034a	30	772.1.086.1B	033	7
759.1.022.1A	026	19	766.4.019.1A	015	21	771.5.066.8B	011	20	771.5.672.1B	018	9	772.1.086.1B	034	3
759.1.022.1A	026a	20	76835.1134	002	10	771.5.066.8B	017	6	771.5.723.8B	025	32	772.1.086.1B	034a	1
764.1.001.1A	032	10	770.5.250.8B	010a	5	771.5.067.8B	011	3	771.5.723.8B	027	12	772.1.087.2A	027	2
764.1.002.1A	014	8	770.5.250.8B	011	6	771.5.069.8B	005	5	771.5.725.8B	021	18	772.1.088.1B	019	24
764.1.002.1A	015	8	771.1.019.1A	021	41	771.5.069.8B	009	10	771.5.727.8B	021a	3	772.1.089.1B	018a	17
764.1.003.1B	004	6	771.1.019.1A	022	27	771.5.069.8B	011	19	771.5.728.8B	032	13	772.1.089.1B	034a	17
764.1.011.2A	022	18	771.1.026.1A	005	2	771.5.069.8B	012	7	771.5.752.8B	034a	25	772.5.029.1A	025	35
764.1.011.2A	025	12	771.1.026.3A	002	28	771.5.069.8B	016	9	771.5.754.8B	025	2	772.5.031.1B	020	5
764.1.022.1A	016	2	771.1.027.1A	005	8	771.5.071.8B	011	15	771.5.937.8B	028	4	772.5.031.1B	034	15
764.1.022.1A	018	18	771.1.027.1A	012	12	771.5.072.8B	010a	14	771.5.938.8B	028	9	772.5.031.1B	035	20
764.1.022.1A	030	4	771.1.031.1A	028	1	771.5.074.8B	035	14	772.1.042.2A	029	7	772.5.032.1A	031	3
764.1.024.1A	019	5	771.1.039.1A	021	24	771.5.078.8B	005	3	772.1.045.1A	017	24	772.5.033.1A	030	3
764.1.029.1A	035	18	771.1.039.1A	027a	5	771.5.079.8B	005	11	772.1.046.1B	022	6	772.5.038.1AB	019	7
764.1.050.1A	022	26	771.1.041.1A	020	4	771.5.080.8B	010a	15	772.1.050.1C	027	5	772.5.038.1AB	029	9
764.1.051.1A	022	25	771.1.043.1A	022a	2	771.5.123.8B	002	30	772.1.050.1C	032	4	773.5.018.8B	017	19
764.1.054.1A	033	25	771.1.049.1A	008	6	771.5.127.8B	019	10	772.1.060.1A	025	7	773.5.018.8B	029	16
CATALOGUE No: ISSUED:			915.1.264.1B 08 - 07			CATALOGUE No: ISSUED:			915.1.264.1B 08 - 07					



CODE No.	Drwg.	POS. N.	CODE No.	Drwg.	POS. N.	CODE No.	Drwg.	POS. N.	CODE No.	Drwg.	POS. N.	CODE No.	Drwg.	POS. N.
773.5.061.8B	017	4	779.1.202.1A	030	6	779.5.030.2A	013	16	791.2.044.1A	007	6	8000.56443	023	13
773.5.065.8B	026a	11	779.1.203.3A	002	7	779.5.046.1A	034	16	799.1.024.1A	027	10	8000.56443	024	18
775.1.004.1A	019	38	779.1.237.1B	025	8	779.5.056.8B	025	24	799.1.025.1A	002	20	8000.70139	001b	8
775.1.007.1AB	034	12	779.1.298.1A	021	16	779.5.059.1A	023	10	799.1.049.1A	002	1	808.2.016.2A	021	35
775.1.011.1B	027a	9	779.1.331.1D	024	25	779.5.059.1A	024	10	799.1.051.2A	006	3	814.1.111.3B	035	12
775.1.017.1B	017	12	779.1.366.1AB	023	16	780.1.005.1A	010a	6	799.1.055.1A	009	3	814.1.114.1A	001d	8
775.1.017.1B	032a	7	779.1.366.1AB	025	22	780.1.007.1A	019	25	799.1.158.1A	022a	6	814.1.183.1A	035	8
775.1.019.1A	028a	13	779.1.397.1A	024	23	780.1.018.1A	009	2	799.1.166.1A	022	3	814.1.188.1A	015	25
775.1.031.1B	010	25	779.1.399.1A	026	4	780.1.051.1A	014	12	799.1.175.1A	033	26	814.1.235.1A	031	14
775.1.031.1B	010a	20	779.1.415.1A	024	3	780.1.051.1A	015	12	799.1.228.1A	034	6	814.1.236.1B	031	11
775.1.033.1A	019	17	779.1.421.1A	014	23	780.5.001.1A	005	15	799.1.253.1A	004	1	814.4.010.1A	032a	10
775.1.051.1A	032	5	779.1.421.1A	015	23	780.5.001.1A	011	33	799.1.256.1A	025	4	815.1.022.1A	016	5
775.1.051.1A	032a	3	779.1.440.2A	028a	16	786.1.092.2A	007	11	799.1.263.1A	019	3	815.1.028.1A	009	21
775.5.001.3C	027a	15	779.1.465.1A	024	28	786.1.094.1A	007	13	799.1.485.1A	014	19	818.2.009.1A	004	3
775.5.013.1A	027a	11	779.1.484.2B	022	24	787.1.011.1A	016	4	799.1.485.1A	015	19	819.1.060.1A	026	11
775.5.021.1A	010	2	779.1.493.1A	025	14	788.1.052.1A	005	14	799.1.486.1A	014	18	819.2.063.1A	026a	6
775.5.021.1A	017	2	779.1.498.1A	033	33	788.1.054.2A	012	4	799.1.486.1A	015	18	821.1.001.1A	002	26
777.5.049.8B	011	24	779.1.499.1A	033	20	788.1.076.1A	010a	21	799.2.077.2A	009	14	821.1.051.1AB	022	4
779.1.007.2A	006	9	779.1.503.1A	028a	18	788.1.076.1AA	010a	21	799.2.159.1A	022a	7	821.1.051.1AB	027	7
779.1.026.2A	011	10	779.1.504.1A	028	17	788.1.076.1AB	010a	21	799.4.009.1A	019	37	821.1.070.1A	002	17
779.1.029.2A	010a	16	779.1.509.1A	013	3	788.1.093.1A	013	9	800.1.122.1A	007	9	821.1.103.1A	022a	9
779.1.039.1A	002	3	779.1.544.1A	034	4	788.1.094.1A	013	8	800.1.123.1A	007	8	821.1.170.1A	022	13
779.1.082.1AB	023	5	779.1.547.1A	006	4	788.1.096.2A	017	9	800.1.150.1A	031	17	821.1.170.1A	025	9
779.1.092.1A	023	7	779.4.005.2A	022a	4	788.1.097.2A	017	10	800.1.151.1A	031	16	821.1.222.1B	014	17
779.1.092.1A	024	13	779.4.075.1A	011	37	788.1.098.1A	029	8	800.1.152.1B	031	13	821.1.222.1B	015	17
779.1.109.2A	006	2	779.4.116.1A	009	16	788.1.100.1A	019	16	800.1.153.1B	031	18	821.1.223.1B	014	15
779.1.162.2A	009	13	779.5.011.1B	019	19	790.1.015.1A	019	2	8000.53724	018a	7	821.1.223.1B	015	15
CATALOGUE No: ISSUED:			915.1.264.1B 08 - 07			CATALOGUE No: ISSUED:			915.1.264.1B 08 - 07					

CODE No.	Drwg.	POS. N.	CODE No.	Drwg.	POS. N.	CODE No.	Drwg.	POS. N.	CODE No.	Drwg.	POS. N.	CODE No.	Drwg.	POS. N.
821.1.268.1A	002	13	830.1.425.1A	033	23	840.1.019.1A	14/15	1	840.1.052.2B	14/15	2	840.1.079.2B	14/15	2
821.1.273.1A	025	13	830.1.429.1A	031	4	840.1.020.1A	14/15	1	840.1.053.2B	14/15	2	840.1.080.2B	14/15	2
821.1.279.1A	012	8	830.1.431.1A	032	6	840.1.021.1A	14/15	1	840.1.054.2B	14/15	2	840.1.081.2B	14/15	2
824.1.122.1A	022	28	830.1.432.1A	032a	5	840.1.022.1A	14/15	1	840.1.055.2B	14/15	2	840.1.082.2B	14/15	2
824.1.123.1A	022	9	830.1.433.1A	032a	4	840.1.023.1A	14/15	1	840.1.056.2B	14/15	2	840.1.083.2B	14/15	2
824.1.124.1A	027	9	830.1.435.1A	018a	19	840.1.024.1A	14/15	1	840.1.057.2B	14/15	2	840.1.084.2B	14/15	2
824.1.125.1A	027	8	830.1.440.1A	033	35	840.1.025.1A	14/15	1	840.1.058.2B	14/15	2	840.1.085.2B	14/15	2
825.1.036.1A	026a	17	830.1.448.1A	035	16	840.1.026.1A	14/15	1	840.1.059.2B	14/15	2	840.1.086.2B	14/15	2
826.1.009.1A	002	33	832.1.003.1C	028a	14	840.1.027.1A	14/15	1	840.1.060.2B	14/15	2	840.1.087.2B	14/15	2
826.1.012.1A	010	18	840.1.001.1A	14/15	1	840.1.028.1A	14/15	1	840.1.061.2B	14/15	2	840.2.001.1A	014	1
827.1.157.1A	035	17	840.1.002.1A	14/15	1	840.1.029.1A	14/15	1	840.1.062.2B	14/15	2	840.2.001.1A	015	1
827.1.430.1A	018a	15	840.1.003.1A	14/15	1	840.1.030.1A	14/15	1	840.1.063.2B	14/15	2	840.2.002.2B	014	2
827.1.431.1A	027a	21	840.1.004.1A	14/15	1	840.1.031.1A	14/15	1	840.1.064.2B	14/15	2	840.2.002.2B	015	2
827.1.442.1A	027a	27	840.1.005.1A	14/15	1	840.1.032.1A	14/15	1	840.1.065.2B	14/15	2	841.1.016.1A	021	40
829.1.190.1A	018a	9	840.1.006.1A	14/15	1	840.1.033.1A	14/15	1	840.1.066.2B	14/15	2	841.1.037.1A	033	27
829.1.260.2A	022a	8	840.1.007.1A	14/15	1	840.1.034.1A	14/15	1	840.1.067.2B	14/15	2	841.1.050.1A	028a	19
829.1.756.1A	018a	16	840.1.008.1A	14/15	1	840.1.041.2B	14/15	2	840.1.068.2B	14/15	2	841.1.051.1B	004	2
829.1.939.1A	018	10	840.1.009.1A	14/15	1	840.1.042.2B	14/15	2	840.1.069.2B	14/15	2	841.1.052.1A	019	36
829.1.942.1A	025	1	840.1.010.1A	14/15	1	840.1.043.2B	14/15	2	840.1.070.2B	14/15	2	847.4.002.1A	027	11
829.1.945.1A	023	9	840.1.011.1A	14/15	1	840.1.044.2B	14/15	2	840.1.071.2B	14/15	2	848.2.002.1A	021	32
829.1.946.1A	024	11	840.1.012.1A	14/15	1	840.1.045.2B	14/15	2	840.1.072.2B	14/15	2	848.4.026.1A	028	13
829.1.947.1A	027a	4	840.1.013.1A	14/15	1	840.1.046.2B	14/15	2	840.1.073.2B	14/15	2	848.4.027.1A	028	16
829.2.943.2A	020	3	840.1.014.1A	14/15	1	840.1.047.2B	14/15	2	840.1.074.2B	14/15	2	848.5.001.1A	022	16
830.1.235.1A	011	35	840.1.015.1A	14/15	1	840.1.048.2B	14/15	2	840.1.075.2B	14/15	2	848.5.002.1A	022	22
830.1.409.1A	016	10	840.1.016.1A	14/15	1	840.1.049.2B	14/15	2	840.1.076.2B	14/15	2	850.1.003.1A	034a	19
830.1.418.1A	027	4	840.1.017.1A	14/15	1	840.1.050.2B	14/15	2	840.1.077.2B	14/15	2	850.1.006.1A	032a	2
830.1.423.1A	034a	26	840.1.018.1A	14/15	1	840.1.051.2B	14/15	2	840.1.078.2B	14/15	2	850.1.197.1A	030	2

CODE No.	Drwg.	POS. N.	CODE No.	Drwg.	POS. N.	CODE No.	Drwg.	POS. N.	CODE No.	Drwg.	POS. N.	CODE No.	Drwg.	POS. N.
850.4.038.1A	027a	23	852.1.075.1B	034a	23	852.1.176.1A	017	5	852.5.026.1A	011	25	866.1.076.1A	034	19
850.4.038.1A	029	3	852.1.094.1A	002	19	852.1.186.1A	019	35	852.5.026.1A	014	11	866.1.077.1A	034	20
850.4.047.1A	018a	11	852.1.099.1A	032	12	852.1.195.1A	005	10	852.5.026.1A	015	11	866.1.078.1A	018	5
850.4.047.1A	034	23	852.1.104.1A	006	11	852.1.195.1A	009	7	852.5.028.1A	011	2	866.1.079.1A	018	19
850.4.052.1A	027a	6	852.1.104.1B	006	11	852.1.216.1A	028a	2	852.5.029.1A	018	6	872.1.015.1A	021	14
850.4.055.1A	019	13	852.1.104.1H	006	11	852.1.217.1A	026a	15	852.5.029.1A	034	17	872.1.048.1A	021	5
850.4.055.1A	032	7	852.1.104.1K	006	11	852.1.218.1A	033	4	853.1.003.1A	010a	22	872.1.053.1A	018a	22
850.4.055.1A	033	28	852.1.104.1L	006	11	852.1.218.1A	034a	20	853.1.003.1A	012	2	872.1.054.1A	028a	7
850.4.055.1A	034a	14	852.1.104.1M	006	11	852.1.221.1A	026	14	853.5.010.1A	018	7	872.4.060.1A	030	7
850.4.067.1A	018a	18	852.1.104.1N	006	11	852.1.221.1A	026a	3	856.1.001.1A	003	6	873.1.005.1A	013	13
850.4.082.1A	033	9	852.1.104.2C	006	11	852.1.222.1A	026	6	856.1.031.1A	003	16	875.1.065.1A	001d	3
850.4.082.1A	034	14	852.1.104.2D	006	11	852.1.232.1A	019	27	856.1.042.1A	034a	18	875.1.123.1B	010	24
850.4.082.1A	034a	3	852.1.104.2E	006	11	852.4.008.1A	034a	27	856.1.062.2A	008	19	875.1.123.1B	010a	19
850.4.102.1A	027a	10	852.1.104.2F	006	11	852.4.013.1A	017	23	856.1.064.2A	010	15	875.1.128.1A	028	14
850.4.104.1A	034	27	852.1.104.2G	006	11	852.5.009.1A	019	32	856.1.071.1A	012	9	875.1.131.1A	021	39
850.4.105.1A	034	24	852.1.104.2I	006	11	852.5.023.1A	011	30	856.1.074.2A	013	4	875.1.132.1A	021	37
850.4.109.1A	034a	10	852.1.104.2J	006	11	852.5.023.1A	015	20	856.1.075.1A	012	17	876.1.102.2B	029	1
851.1.001.1B	004	9	852.1.114.1A	011	34	852.5.023.1A	017	3	856.1.121.1B	012	20	877.1.091.1A	025	21
851.1.004.1A	003	31	852.1.135.1A	005a	3	852.5.023.1A	035	13	860.1.004.1A	010	23	877.1.113.1A	023	15
851.1.010.1A	006	12	852.1.151.1A	022	15	852.5.024.1A	002	5	860.1.004.1A	011	21	877.1.114.1A	024	17
851.1.013.1A	008	14	852.1.151.1A	025	3	852.5.024.1A	005	16	860.1.005.1A	010	26	877.2.006.1B	029	2
851.4.002.1A	004	5	852.1.172.1A	002	29	852.5.024.1A	011	32	860.5.006.1A	014	24	881.1.012.1A	002	32
852.1.005.1A	002	14	852.1.172.1A	009	11	852.5.024.1A	019	12	860.5.006.1A	015	24	881.1.034.1A	012	18
852.1.024.1A	034	11	852.1.172.1A	011	7	852.5.024.1A	023	17	861.5.022.1A	021	34	881.1.051.1A	011	36
852.1.024.1B	029	14	852.1.174.1A	002	31	852.5.024.1A	024	4	866.1.020.1A	033	2	881.1.054.1A	026a	7
852.1.053.2A	002	2	852.1.174.1A	008	8	852.5.024.1A	025	23	866.1.030.1A	033	3	881.2.001.1A	004	19
852.1.072.1A	019	23	852.1.174.1A	009	9	852.5.026.1A	010	5	866.1.075.1A	027a	3	882.1.003.1A	008	11
CATALOGUE No: ISSUED:			915.1.264.1B 08 - 07			CATALOGUE No: ISSUED:			915.1.264.1B 08 - 07					

CODE No.	Drwg.	POS. N.	CODE No.	Drwg.	POS. N.	CODE No.	Drwg.	POS. N.	CODE No.	Drwg.	POS. N.	CODE No.	Drwg.	POS. N.
882.1.006.1A	002	16	88700.5665	001	10	88713.2069	001a	2	88765.1126C	001d	24	930.5.006.2B	011	28
884.4.025.1A	033	8	88700.5749	001	14	88713.2102	001a	4	88765.1126T	001d	16	930.5.007.1A	013	17
884.4.051.1A	026a	18	88713.0123	001	4	88713.2103	001	7	88765.1126V	001c	14	930.5.012.1A	028a	5
884.5.003.1A	022	10	88713.0869	001	15	88713.2133	001	12	88765.1188	001a	12	934.1.005.1A	031	6
884.5.003.1A	027	14	88713.0870	001	16	88713.2409	001b	15	88765.1298	001	3	934.1.006.1A	031	8
884.5.011.1A	011	8	88713.1010	001a	20	88713.2442	001	2	88765.1371	001c	3	934.1.007.1A	035	15
884.5.013.1A	005a	4	88713.1038	001b	5	88713.2562	001b	13	88765.1374	001c	4	93783.1524	011	18
884.5.034.1A	002	22	88713.1057	001b	11	88713.2669	001	17	88765.1518	001a	5	93785.1830	010a	8
884.5.039.1A	009	25	88713.1058	001b	7	88713.2676	001	1	88765.1524	001a	14	93823.2018	004	30
886.1.013.1A	032a	1	88713.1062	001b	9	88713.2827	001	11	893.1.007.1A	031	2	93827.0114	005	12
886.1.024.1A	010	27	88713.1068	001b	2	88713.2832	001a	1	893.2.006.2A	010	7	93827.0114	009	22
886.1.095.1A	011	22	88713.1071	001b	10	88713.2834	001a	17	893.2.013.1A	005	7	93827.0114	010	8
886.4.033.1A	009	4	88713.1072	001b	1	88713.2842	001	20	893.4.005.1A	023	11	94247.0014	005a	5
886.4.033.1A	010a	13	88713.1073	001b	16	88713.2846	001	21	893.4.005.1A	025	27	94247.0014	010a	3
886.4.034.1A	009	18	88713.1074	001b	4	88713.2847	001	19	894.1.020.1A	009	23	94247.0014	011	12
886.4.037.1A	009	6	88713.1515	001b	6	88713.2854	001b	19	8A00.67610	031	12	97900.0002	001c	2
886.4.043.1A	004	27	88713.1749	001a	13	88713.2855	001b	18	913.7.119.1B	033	29	97900.0003	001d	23
886.4.089.1A	017	17	88713.1805	001a	3	88713.2856	001b	12	930.1.004.1A	021	2	97900.0211	001c	7
886.4.103.1A	031	10	88713.1806	001a	6	88713.2857	001b	14	930.4.002.2A	003	30	97900.0215	001c	1
886.4.118.1A	004	26	88713.1821	001a	9	88713.2858	001b	17	930.4.011.1A	028	6	97900.0216	001c	5
886.4.118.1A	010	13	88713.1832	001	9	88713.2861	001a	19	930.4.021.1A	005a	2	97900.0217	001c	15
886.4.124.1A	026a	16	88713.1886	001	13	88713.2870	001a	10	930.4.022.1A	010	20	97900.0218	001d	18
886.5.013.1A	010	3	88713.1904	001a	15	88713.2874	001	8	930.4.023.1A	003	14	97900.0219	001c	10
886.5.013.1A	010a	18	88713.1920	001a	8	88713.2877	001a	18	930.4.034.1A	005	6	97900.0220	001d	21
886.5.014.1A	021	27	88713.1980	001a	16	88713.2878	001	5	930.4.035.1A	004	16	97900.0221	001d	22
886.5.048.1A	032a	16	88713.2011	001a	7	88713.2906	001	18	930.4.052.1A	026	18	97900.0222	001c	9
886.5.051.1A	013	1	88713.2060	001a	11	88765.0999	001	6	930.5.005.1A	011	26	97900.0223	001c	11
CATALOGUE No: ISSUED:	915.1.264.1B 08 - 07						CATALOGUE No: ISSUED:	915.1.264.1B 08 - 07						

INDEX

CODE No.	Drwg.	POS. N.	CODE No.	Drwg.	POS. N.	CODE No.	Drwg.	POS. N.	CODE No.	Drwg.	POS. N.	CODE No.	Drwg.	POS. N.
97900.0224	001c	6												
97900.0225	001c	8												
97900.0226	001c	12												
97900.0227	001d	7												
97900.0228	001d	12												
97900.0229	001c	13												
97900.0230	001d	20												
97900.0231	001d	17												
97900.0232	001c	16												