





Spare parts catalogue ***1098^s TRICOLORE U.S.A.***

DUCATI *SUPERBIKE*

DUCATI MOTOR HOLDING 	1098 S	M.Y. '07	U.S.A.
Spare Parts Department	P.N.91512571B	Dicembre - December '06	Edizione - Edition 00

DUCATI MOTOR HOLDING 	1098 S	M.Y. '07	U.S.A.
Spare Parts Department	P.N.91512571B	Dicembre - December '06	Edizione - Edition 00

DUCATI MOTOR HOLDING 	1098 S	M.Y. '07	U.S.A.
Spare Parts Department	P.N.91512571B	Dicembre - December '06	Edizione - Edition 00

DUCATI MOTOR HOLDING 	1098 S	M.Y. '07	U.S.A.
Spare Parts Department	P.N.91512571B	Dicembre - December '06	Edizione - Edition 00

GENERAL INFORMATION

The present spare parts order exactly the right spare parts

When ordering specify:

1) the part's code number followed by its description; quantity needed;

2) the motorcycle's serial number, stamped on the steering head.

Reference to right and left apply to the vehicle in terms of its direction of movement.

Spare parts drawings are general and do not represent the part.

The contents of this catalogue are general and can undergo changes without prior notice.

VALIDITY

f.m. Until V.I.N.
d.m. From V.I.N.
f.m.m. Up to engine number
d.m.m. From engine number

LIST

CAL California
CND Canada

*Ducati Motor Holding S.p.A.
Commercial and Administration Office:
Via A. Cavalieri Ducati n. 3
40132 Bologna, Italy
Telefono 051 6413111
Fax 051 406580
Internet www.ducati.com*

CATALOGUE No: 915.1.257.1B
ISSUED: 12 - 06

CATALOGUE No: 915.1.257.1B
ISSUED: 12 - 06

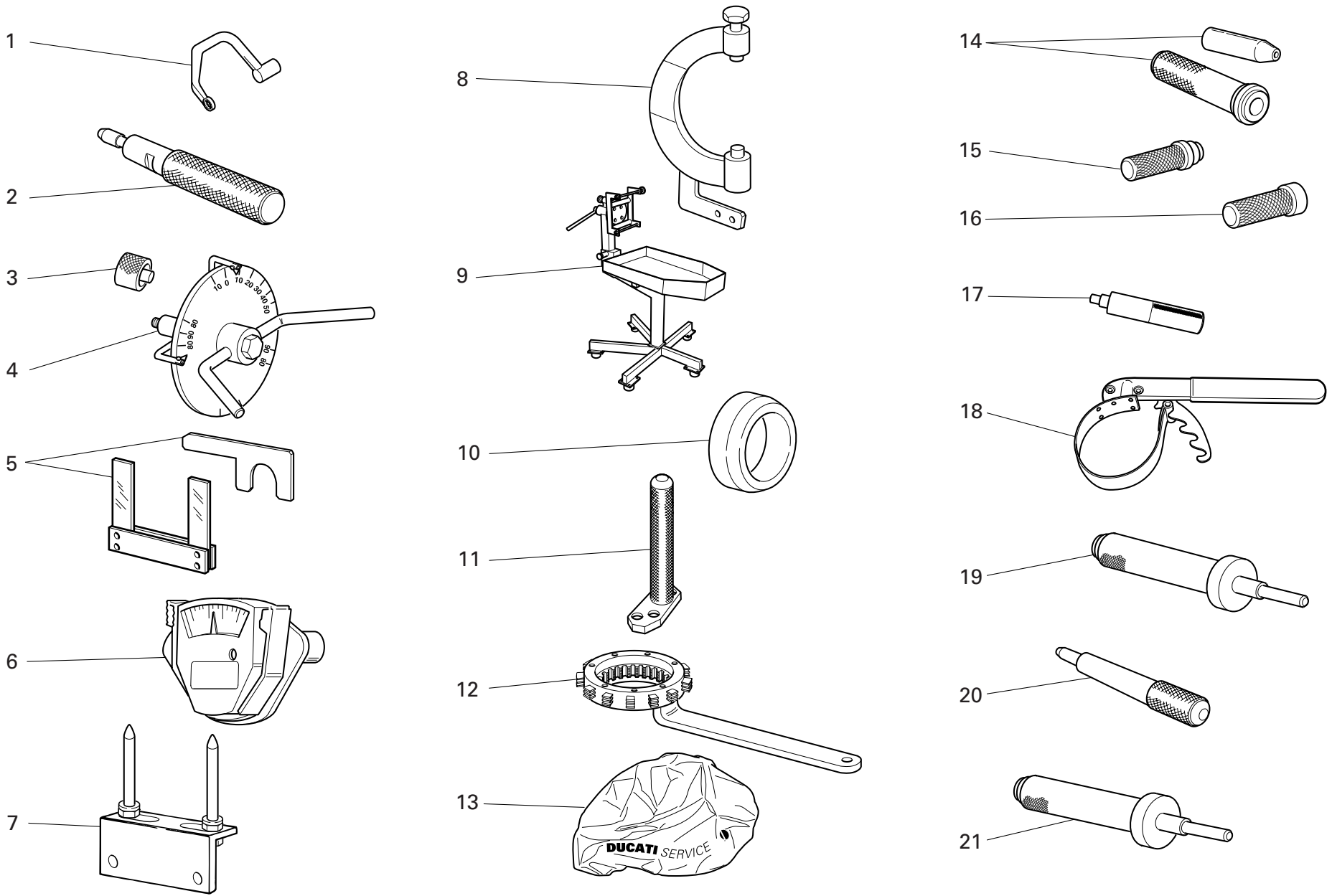
PAINTS

Paint	Code
-------	------




page	CONTENTS
4	001 WORKSHOP SPECIAL TOOLS
6	001a WORKSHOP SPECIAL TOOLS
8	001b WORKSHOP SPECIAL TOOLS
10	001c DIAGNOSIS TESTER DDS
12	001d WORKSHOP SPECIAL TOOLS
14	002 GEARCHANGE
16	003 GEAR-BOX
18	004 CLUTCH
20	005 CLUTCH COVER
22	005a CLUTCH COVER
24	006 CRANKSHAFT
26	007 CYLINDERS - PISTONS
28	008 TIMING
30	009 FILTERS AND OIL PUMP
32	010 CRANKCASES
34	010a CRANKCASES
36	011 WATER PUMP - ALTERNATOR COVER
38	012 ELECTRIC STARTER AND IGNITION
40	013 HEAD : TIMING
42	014 VERTICAL HEAD
44	015 HORIZONTAL HEAD
46	016 OIL COOLER
48	017 THROTTLE BODY
50	018 BATTERY BOX MOUNT
52	018a ELECTRIC SYSTEM
54	019 EXHAUST SYSTEM
56	020 FRONT HEADLIGHT & INSTR. PANEL
58	021 HALF-HANDLEBARS - SHOCK-ADSORBER
60	021a FRONT FORK
62	022 FRAME
64	022a STAND
66	023 CLUTCH CONTROL
68	024 FRONT BRAKE
70	025 REAR BRAKE
72	026 FRONT AND REAR WHEELS
74	026a REAR WHEEL PIN
76	027 REAR FRAME
78	027a NUMBER PLATE HOLDER
80	028 REAR SUSPENSION
82	028a SWINGING ARM
84	029 AIR INTAKE - OIL VENT
86	030 WATER RADIATOR ASSY
88	031 COOLING CIRCUIT
90	032 FUEL TANK
92	032a FUEL SYSTEM
94	033 SEAT
96	034 HEADLIGHT FAIRING
98	034a FAIRING
100	035 FUEL INFEED
102	036 MARKING PLATES
104	037 ACCESSORY - KIT 102DB

DRAWING 001 WORKSHOP SPECIAL TOOLS

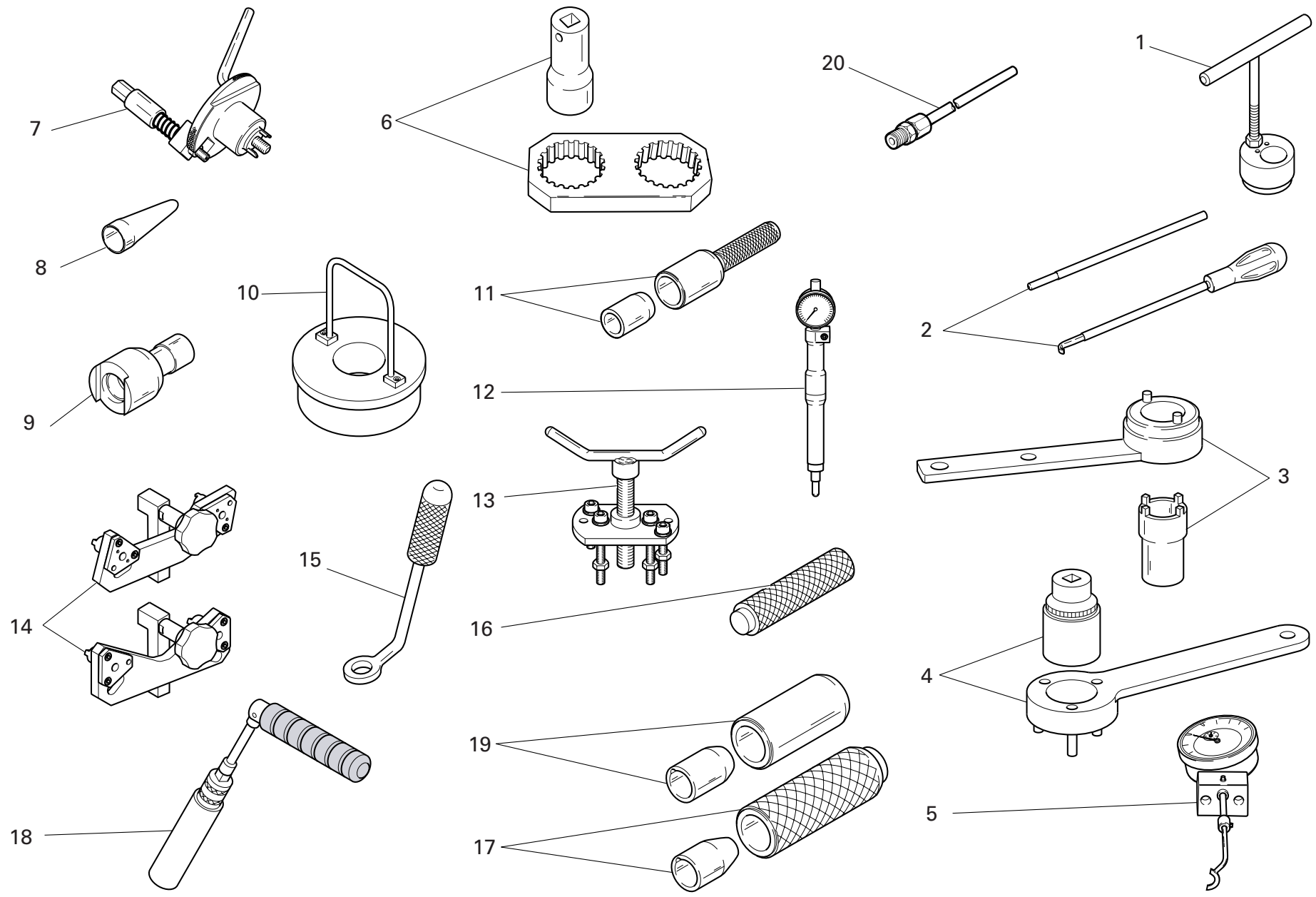


DRAWING 001 WORKSHOP SPECIAL TOOLS


NOTES NO.	CODE NO.	DESCRIPTION	VALIDITY	Q.TY 
1	88713.2676	Head nuts holder wrench		1
2	88713.2442	Seal ring driving tool		1
3	88765.1298	Spacer for checking lower valve shim		1
4	88765.1523	Degree wheel holder tool for ignition advance check		1
5	88713.2878	Spacer and fork feeler gauge 0,2/0,3 mm		1
6	88765.0999	Timing belt control gauge		1
7	88713.2103	Head mounting base		1
8	88713.2874	Flywheel Wrench		1
9	88713.1832	Bench for engine repair		1
10	88700.5665	Sleeve for installing clutch bell gear		1
11	88713.2827	Plate for positioning gear engagement fork		1
12	88713.2133	Wrench to hold cluch housing drum steady		1
13	88713.1886	Engine canvas		1
14	88700.5749	Crankcases assembling cap		1
15	88713.0869	Tool for assembling water pump front seal		1
16	88713.0870	Tool for assembling water pump front seal		1
17	88713.2669	Roller cage fitting tool on primary shaft		1
18	88713.0944	Wrench to tighten oil filter cartridge		1
19	88713.2847	Tool to fit intake valve seat		1
20	88713.2842	Tool to fit intake/exhaust valve guide		1
21	88713.2846	Tool to fit exhaust valve seat		1

NOTES NO.	CODE NO.	DESCRIPTION	VALIDITY	Q.TY 
-----------	----------	-------------	----------	--

DRAWING 001a WORKSHOP SPECIAL TOOLS

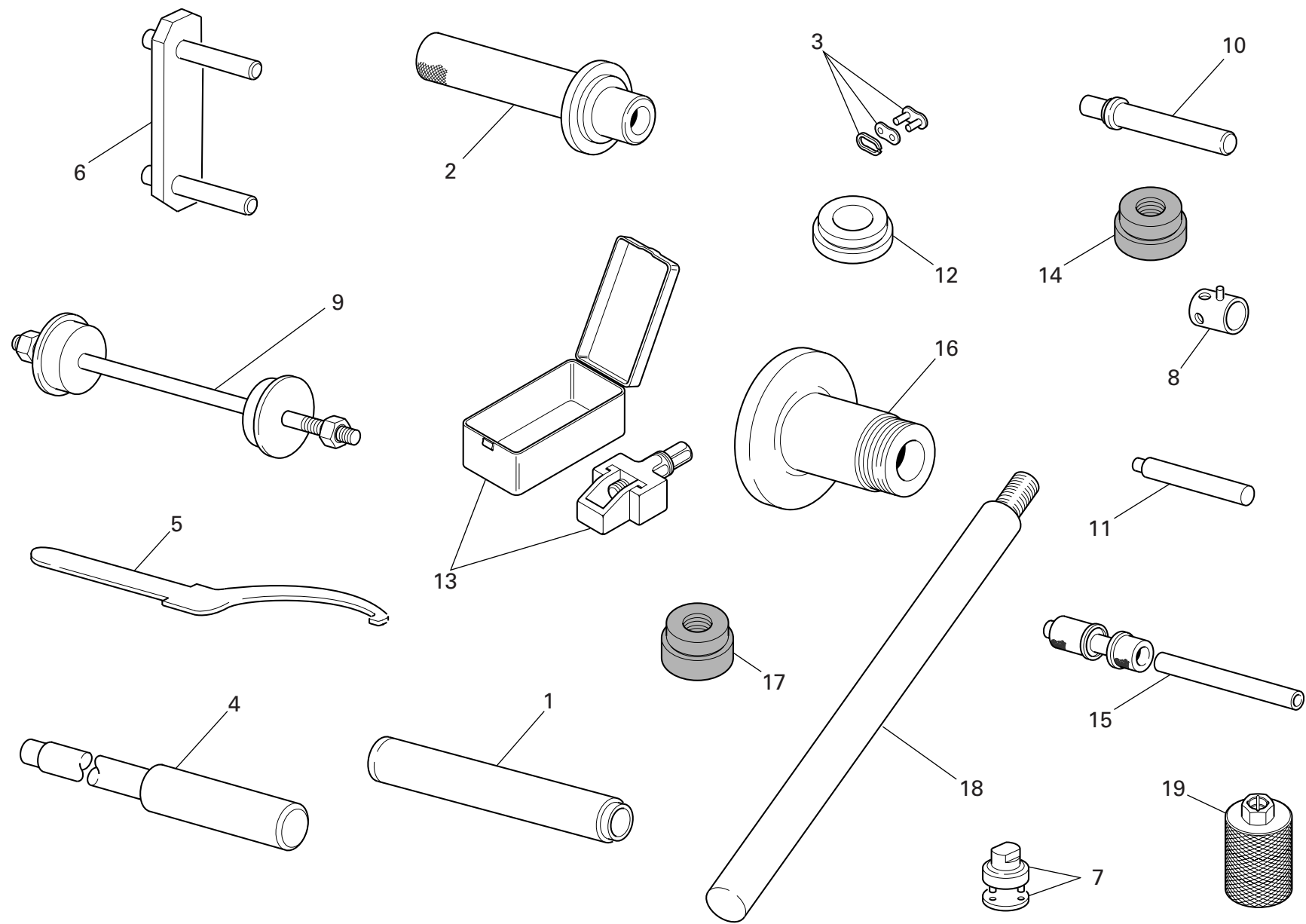


DRAWING 001a WORKSHOP SPECIAL TOOLS

NOTES NO.	CODE NO.	DESCRIPTION	VALIDITY	Q.TY 
1	88713.2832	Wrench for tensioning mobile belt tensioner		1
2	88713.2069	Rocker spring pre-load compound kit		1
3	88713.1805	Driving roller tightening tool		1
4	88713.2102	Primary drive gear tightening tool		1
5	88765.1518	Valve lift gauge		1
6	88713.1806	Reaction tool for belt roller tightening		1
7	88713.2011	Tool to hold crankshaft in TDC position		1
8	88713.1920	Tool to fit O-rings onto stud bolts		1
9	88713.1821	Wrench to tighten tensioning bolts		1
10	88713.2870	Con-rod guiding tool		1
11	88713.2060	Seal ring driving tool		1
12	88765.1188	T.D.C. control gauge		1
13	88713.1749	Drive roller puller		1
14	88713.1524	Belt roller timing tool		1
15	88713.1904	Half-rings mounting punch tool		1
16	88713.1980	Drift to drive retainers onto shafts		1
17	88713.2834	Snap ring installation tool		1
18	88713.2877	Spark plug tool		1
19	88713.2861	Tool to fit seals on camshafts		1
20	88713.1010	Union for exhaust gas suction		1


NOTES NO.	CODE NO.	DESCRIPTION	VALIDITY	Q.TY 
-----------	----------	-------------	----------	--

DRAWING 001b WORKSHOP SPECIAL TOOLS

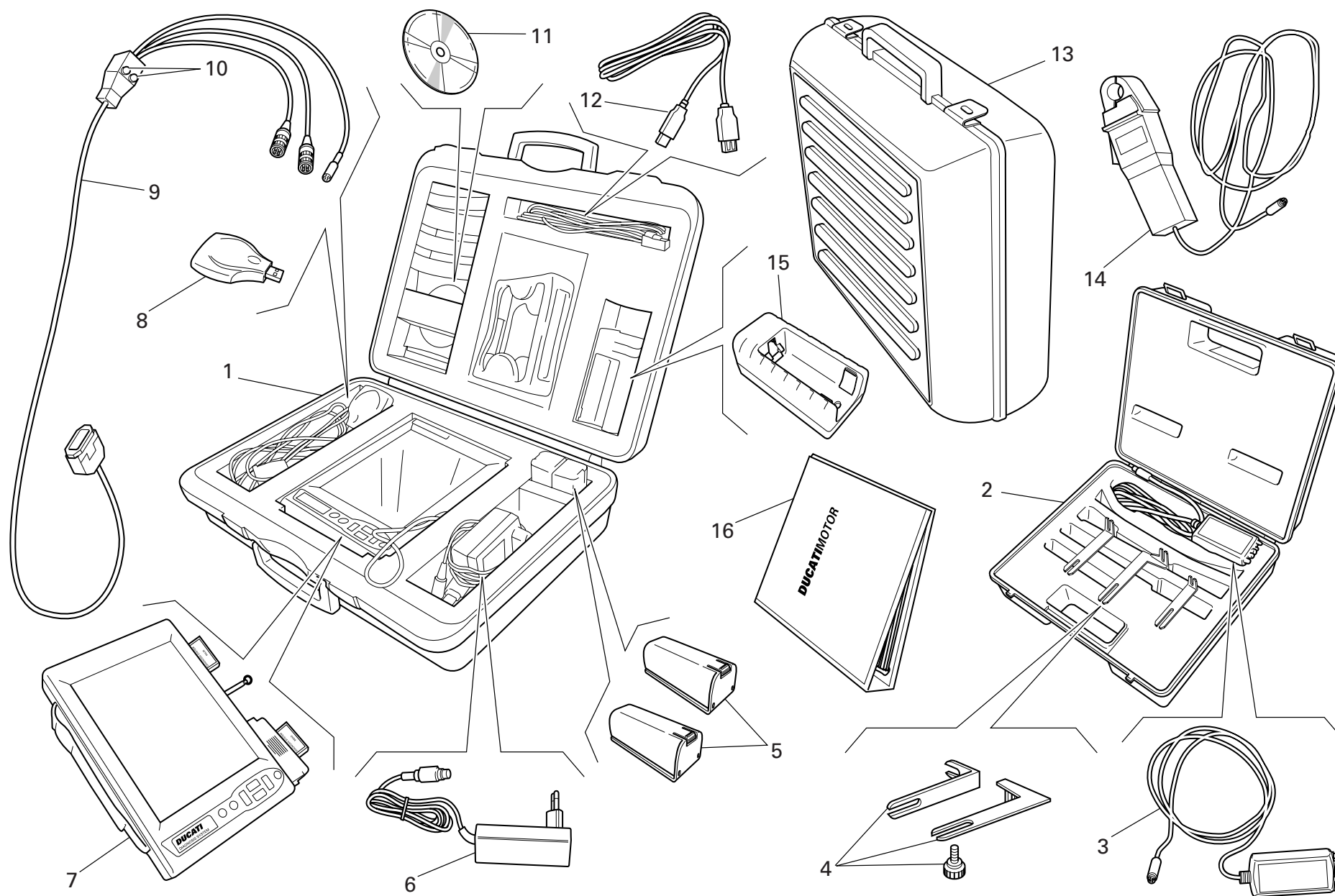


DRAWING 001b


WORKSHOP SPECIAL TOOLS

NOTES NO.	CODE NO.	DESCRIPTION	VALIDITY	Q.TY 
1	88713.1072	Stopper for driving the half bearing of the steering head base		1
2	88713.1068	Stopper for assembling the rear fork roller bearings		1
3	677.4.003.1A	Coupling		1
4	88713.1074	Stopper for disassembling the swingarm pivot		1
5	88713.1038	Wrench for adjusting the eccentric hub		1
6	88713.1515	Frame/engine mount		1
7	88713.1058	Wrench for assembling the steering head cap		1
8	8000.70139	Wrench for front wheel spindle		1
9	88713.1062	Tool for assembling the steering head bearings		1
10	88713.1071	Stopper for assembling the rocker needle bearings		1
11	88713.1057	Stopper for inserting the steering damper bearing		1
12	88713.2856	Bar guide tool		1
13	88713.2562	Tool for assembling chain		1
14	88713.2857	Tool for removing the sliding bushings		1
15	88713.2409	Tool for assembling the swingarm ball bearings		1
16	88713.1073	Tool for balancing rear wheel		1
17	88713.2858	Tool for installing the sliding bushings		1
18	88713.2855	Bushing support bar		1
19	88713.2854	Bush for installing/removing the fork plug		1

NOTES NO.	CODE NO.	DESCRIPTION	VALIDITY	Q.TY 
-----------	----------	-------------	----------	--

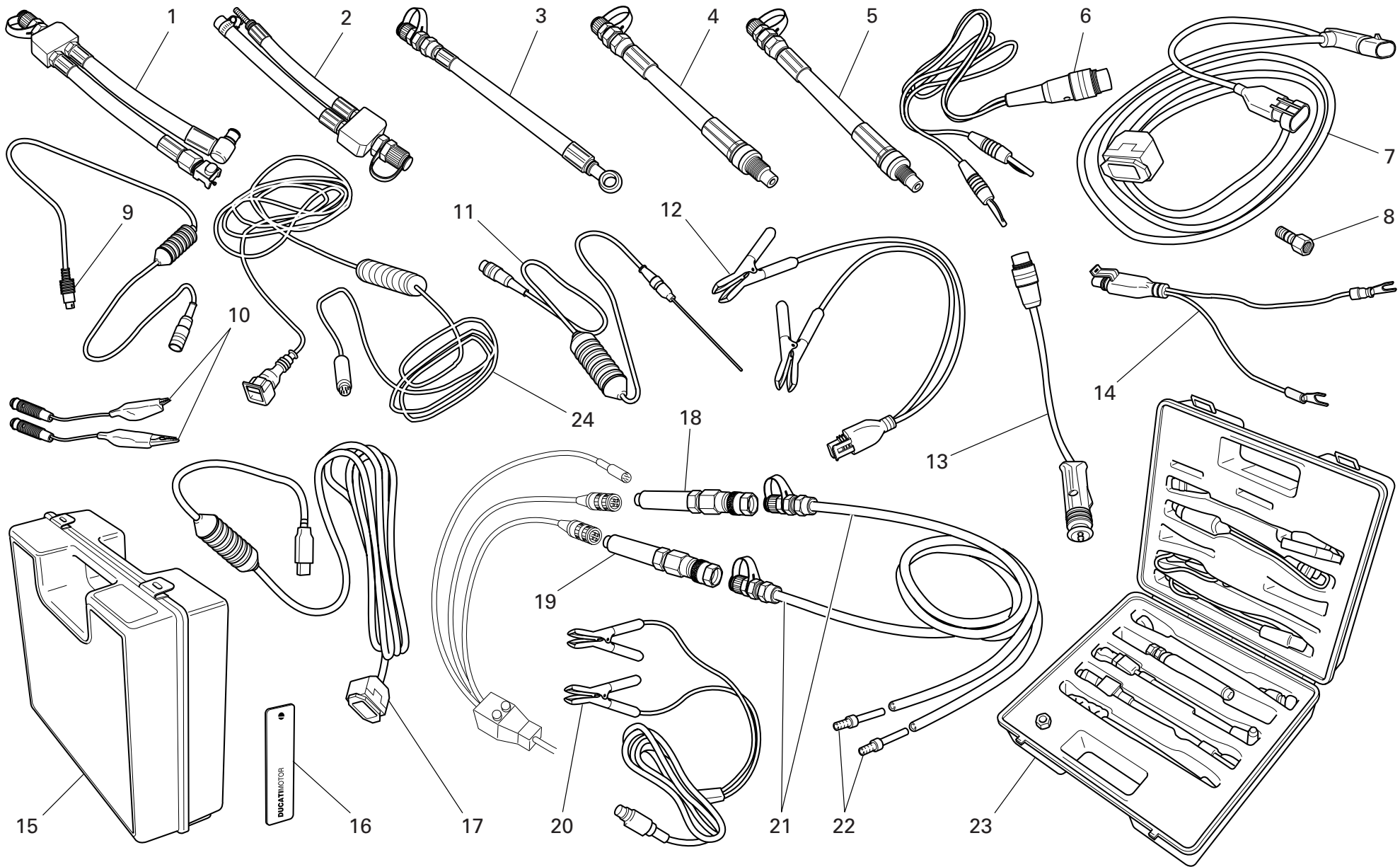


DRAWING 001c DIAGNOSIS TESTER DDS


NOTES NO.	CODE NO.	DESCRIPTION	VALIDITY	Q.TY 
1	97900.0215	DDS (Ducati Diagnosis System) + manifold vacuum meter. kit		1
2	97900.0002	Belt tensioning kit		1
3	88765.1371	Sensor		1
4	88765.1374	Bracket		1
5	97900.0216	Battery		2
6	97900.0224	Feeder		1
7	97900.0211	Bare DDS		1
8	97900.0225	(USB) Memory card reader		1
9	97900.0222	Main cable 1060838		1
10	97900.0219	Fuse		2
11	97900.0223	Software DDS CD		1
12	97900.0226	(USB) Cable extension		1
13	97900.0229	Black case with sponge rubber		1
14	88765.1126V	Amperometer plier		1
15	97900.0217	Battery charger		1
16	97900.0232	DDS manual		1

NOTES NO.	CODE NO.	DESCRIPTION	VALIDITY	Q.TY 
-----------	----------	-------------	----------	--

DRAWING 001d WORKSHOP SPECIAL TOOLS



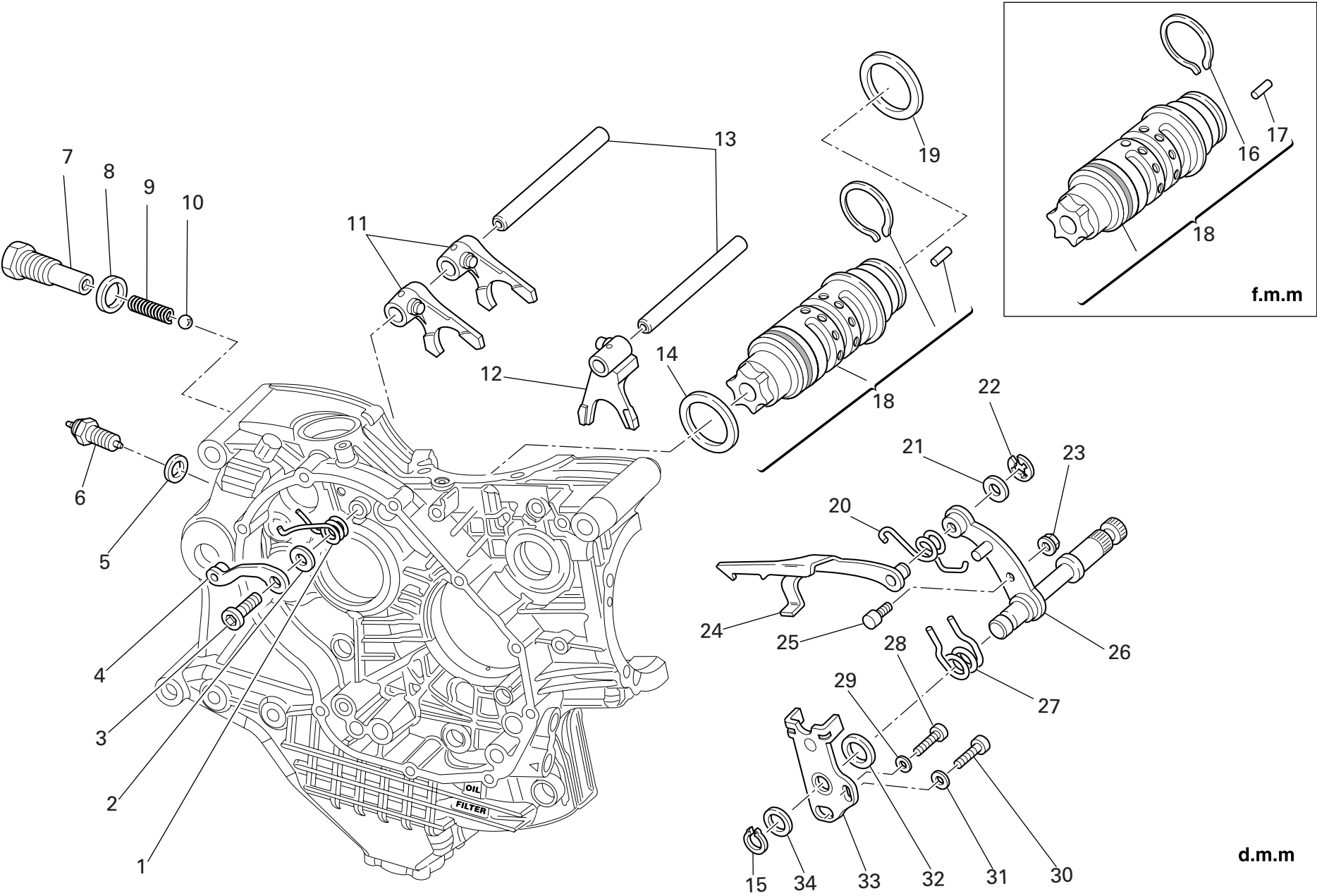
DRAWING 001d WORKSHOP SPECIAL TOOLS

NOTES NO.	CODE NO.	DESCRIPTION	VALIDITY	Q.TY 
1	590.1.189.1A	Fuel pressure line HS.		1
2	590.1.190.1A	Fuel pressure line ST/SS/M.		1
3	875.1.065.1A	Oil pressure line		1
4	552.1.037.1A	Fitting - cylinder compression M12		1
5	552.1.038.1A	Fitting - cylinder compression M10		1
6	514.1.037.1A	Cable Volt PF DUC 21		1
7	97900.0227	Main cable D607		1
8	814.1.114.1A	Oil pressure fitting		1
9	514.1.032.1A	Cable for supplementary tests		1
10	514.1.035.1A	Red clamp cable		1
10	514.1.036.1A	Black clamp cable		1
11	552.1.040.1A	Temperature probe		1
12	97900.0228	Battery connection adapter		1
13	514.1.033.1A	Electric lighter connection adapter (ST)		1
14	514.1.038.1A	Battery connection adapter		1
15	698.1.033.1A	Red case with sponge rubber		1
16	88765.1126T	DUCATI sticker RH/LH side		2
17	97900.0231	(USB) Adaptor		1
18	97900.0218	Depressure sensor		1
19	552.1.039.1A	Pressure sensor		1
20	97900.0230	Feeder		1
21	97900.0220	Depressure/pressure line		2
22	97900.0221	Union		4
23	97900.0003	Pressure kit		1
24	88765.1126C	Cable for potentiometer adjustment		1

NOTES NO.	CODE NO.	DESCRIPTION	VALIDITY	Q.TY 
-----------	----------	-------------	----------	--

DRAWING 002


GEARCHANGE



DRAWING 002 GEARCHANGE

NOTES NO.	CODE NO.	DESCRIPTION	VALIDITY	Q.TY	
1	799.1.049.1A	Return spring		1	
2	852.1.053.2A	Washer		1	
3	779.1.039.1A	Special screw		1	
4	455.2.003.1A	Gear stopper assembly		1	
5	852.5.024.1A	Gasket th.1		1	
6	539.1.021.1B	Switch		1	
7	779.1.203.3A	Special screw		1	
8	0272.91.090	Gasket		1	
9	0660.13.143	Gear selector spring		1	
10	76835.1134	Ball		1	
11	180.1.001.1A	1st,4th-2nd,3rd gear selector fork		2	
12	180.1.002.1A	5th,6th gear selector fork		1	
13	821.1.268.1A	Fork pin		2	
14	852.1.005.1A	Shim th. 1		1	
15	73500.1542	Circlip		1	
16	882.1.006.1A	Needle retaining ring (square cross-section)	f.m.m.007459	1	
17	821.1.070.1A	Pin	f.m.m.007459	6	
18	182.2.026.3A	Complete gearbox drum	f.m.m.007459	1	
18	182.2.028.1A	Complete gearbox drum	d.m.m.007460	1	
19	0660.13.060	Shim th. 1		1	
19	852.1.094.1A	Shim th. 0.9		1	
20	799.1.025.1A	Fork return spring		1	
21	0400.09.050	Shim th. 0.5		1	
21	0765.92.205	Shim th. 0.2		2	
22	884.5.034.1A	Ring		1	
23	748.1.040.1A	Nut		1	
24	180.1.008.1A	Gearbox drum control fork		1	

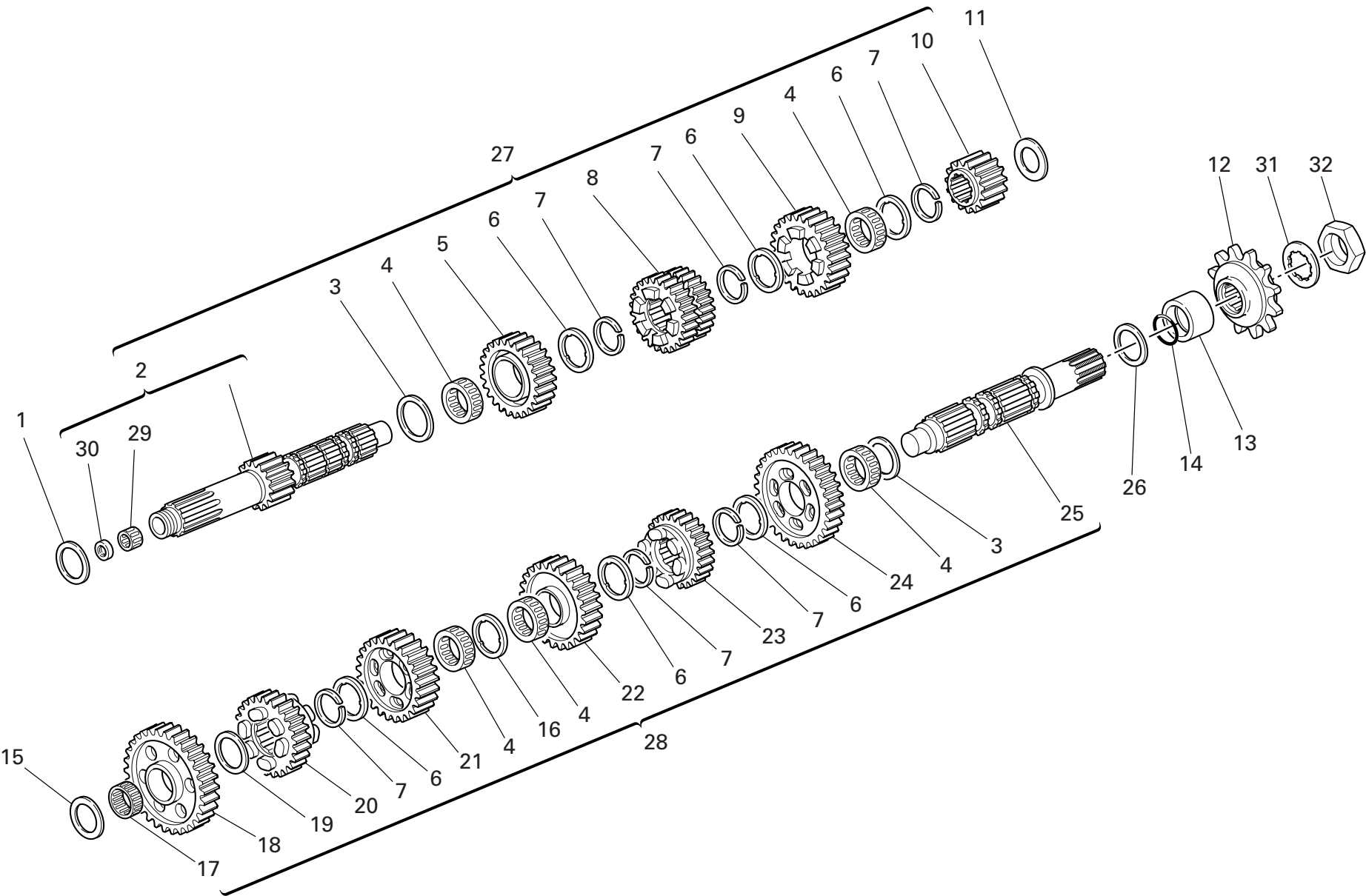
CATALOGUE No: 915.1.257.1B
ISSUED: 12 - 06

NOTES NO.	CODE NO.	DESCRIPTION	VALIDITY	Q.TY	
25	0660.13.165	Gearchange lever pin		1	
26	821.1.001.1A	Pin with gearchange lever		1	
27	0799.13.110	Gearchange lever return spring		1	
28	771.1.026.3A	Screw		1	
29	852.1.172.1A	Washer		1	
30	771.5.123.8B	Screw		1	
31	852.1.174.1A	Washer		1	
32	881.1.012.1A	Centering ring		1	
33	826.1.009.1A	Stopper plate		1	
34	0400.29.125	Shim th. 0.2		2	
34	0400.29.126	Shim th. 0.5		1	


CATALOGUE No: 915.1.257.1B
ISSUED: 12 - 06

DRAWING 003


GEAR-BOX



DRAWING 003 GEAR-BOX

NOTES NO.	CODE NO.	DESCRIPTION	VALIDITY	Q.TY 
1	0251.47.054	Shim th. 1.2		1
2	150.2.105.1A	Gearbox main shaft		1
3	0670.16.150	Shim th. 0.5		2
4	701.4.005.1A	Needle bearing		5
5	172.1.004.3C	Driving gear 5th sp.		1
6	856.1.001.1A	Grooved washer th. 0.5		6
7	0670.16.145	Snap ring		6
8	172.1.003.3C	Driving gear 3rd/4th sp.		1
9	172.1.005.3C	Driving gear 6th sp.		1
10	172.1.002.1B	Driving gear 2nd sp.		1
11	713.1.014.1E	Shim th. 1.6		1
12	449.A.045.1A	Chain sprocket Z=15		1
13	713.1.157.1A	Spacer		1
14	930.4.023.1A	O-ring		1
15	713.1.266.1A	Spacer th. 3,15		1
16	856.1.031.1A	Grooved washer th. 0.5		1
17	76402.0002	Needle bearing		1
18	172.1.218.2A	Driven gear 1st sp.		1
19	0670.16.155	Shim th. 1		1
20	172.1.010.3C	Driven gear 5th sp.		1
21	172.1.009.1C	Driven gear 4th sp.		1
22	172.1.008.1C	Driven gear 3rd sp.		1
23	172.1.011.3C	Driven gear 6th sp.		1
24	172.1.219.2A	Driven gear 2nd sp.		1
25	149.1.061.1A	Gearbox lay shaft		1
26	0670.16.170	Shim th. 0.8		1
27	150.2.106.1A	Complete main shaft		1

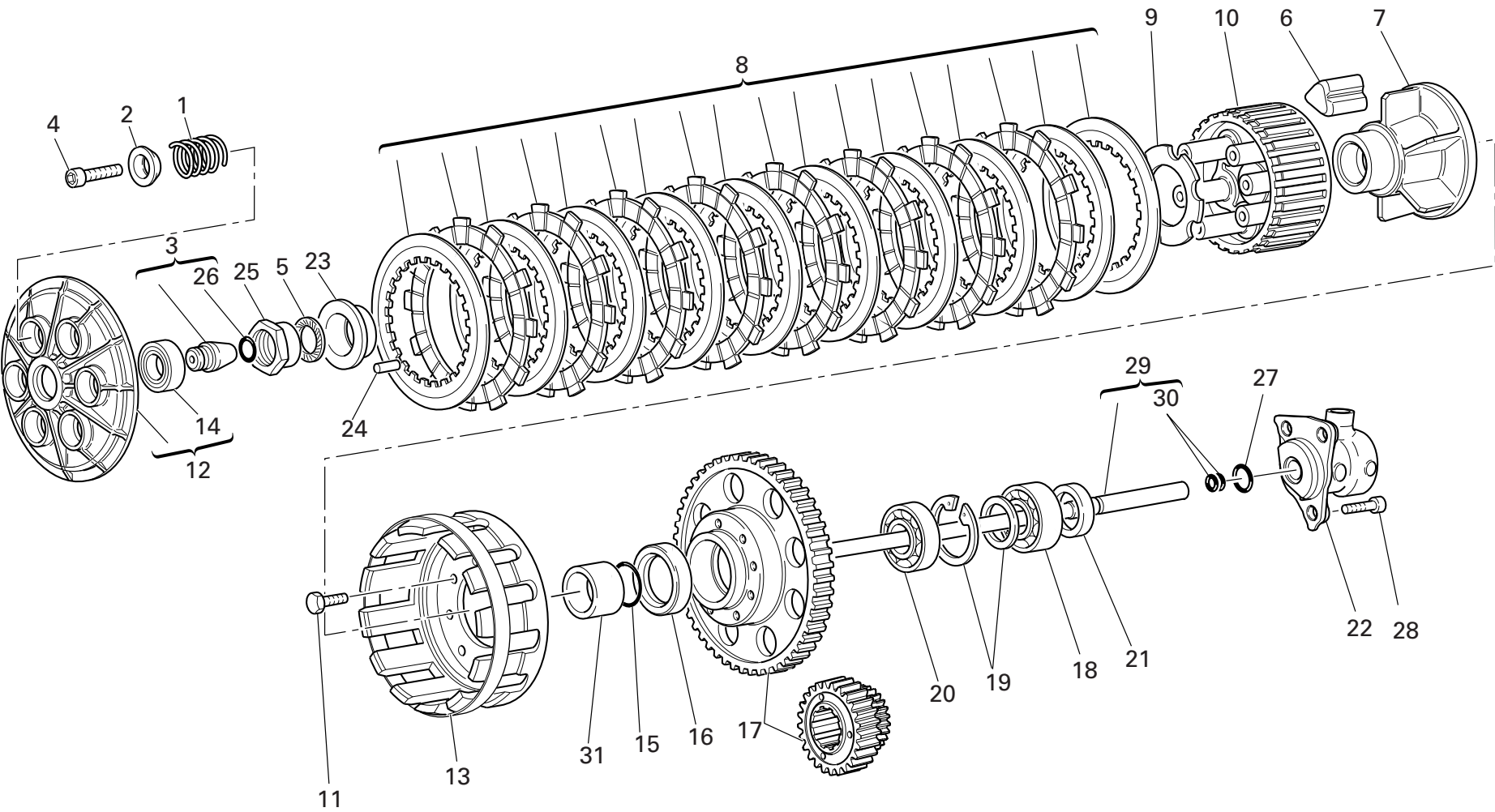
CATALOGUE No: 915.1.257.1B
ISSUED: 12 - 06

NOTES NO.	CODE NO.	DESCRIPTION	VALIDITY	Q.TY 
28	150.2.092.3A	Complete lay shaft		1
29	702.5.044.1A	Needle bearing		1
30	930.4.002.2A	Seal ring		1
31	851.1.004.1A	Lock washer		1
32	750.1.007.1A	Nut		1

CATALOGUE No: 915.1.257.1B
ISSUED: 12 - 06

DRAWING 004


CLUTCH



DRAWING 004 CLUTCH

NOTES NO.	CODE NO.	DESCRIPTION	VALIDITY	Q.TY 
1	799.1.253.1A	Clutch spring		6
2	841.1.051.1B	Retainer		6
3	818.2.009.1A	Clutch control pin		1
4	771.5.043.8B	Screw		6
5	851.4.002.1A	Lock washer		1
6	764.1.003.1B	Rubber pad		12
7	162.1.001.1B	Plate holder hub		1
8	190.2.018.1A	Clutch plates set		1
9	851.1.001.1B	Lock washer		1
10	196.1.001.2B	Clutch drum		1
11	70610.8120	Screw		8
12	194.2.015.2A	Pressure plate		1
13	198.1.029.1A	Clutch housing		1
14	702.5.016.1A	Bearing		1
15	463.2.053.7A	O-ring		1
16	930.4.035.1A	Seal ring		1
17	170.2.110.1A	Clutch/crankshaft gears pair		1
18	702.5.051.1A	Bearing		1
19	881.2.001.1A	Circlip - spacer		1
20	702.4.017.1A	Bearing		1
21	0660.16.145	Spacer		1
22	195.4.003.1A	Piston assembly		1
23	710.1.124.2A	Bush		1
24	74224.0570	Pin		1
25	748.1.066.1A	Nut		1
26	886.4.118.1A	O-ring		1
27	886.4.043.1A	O-ring		1

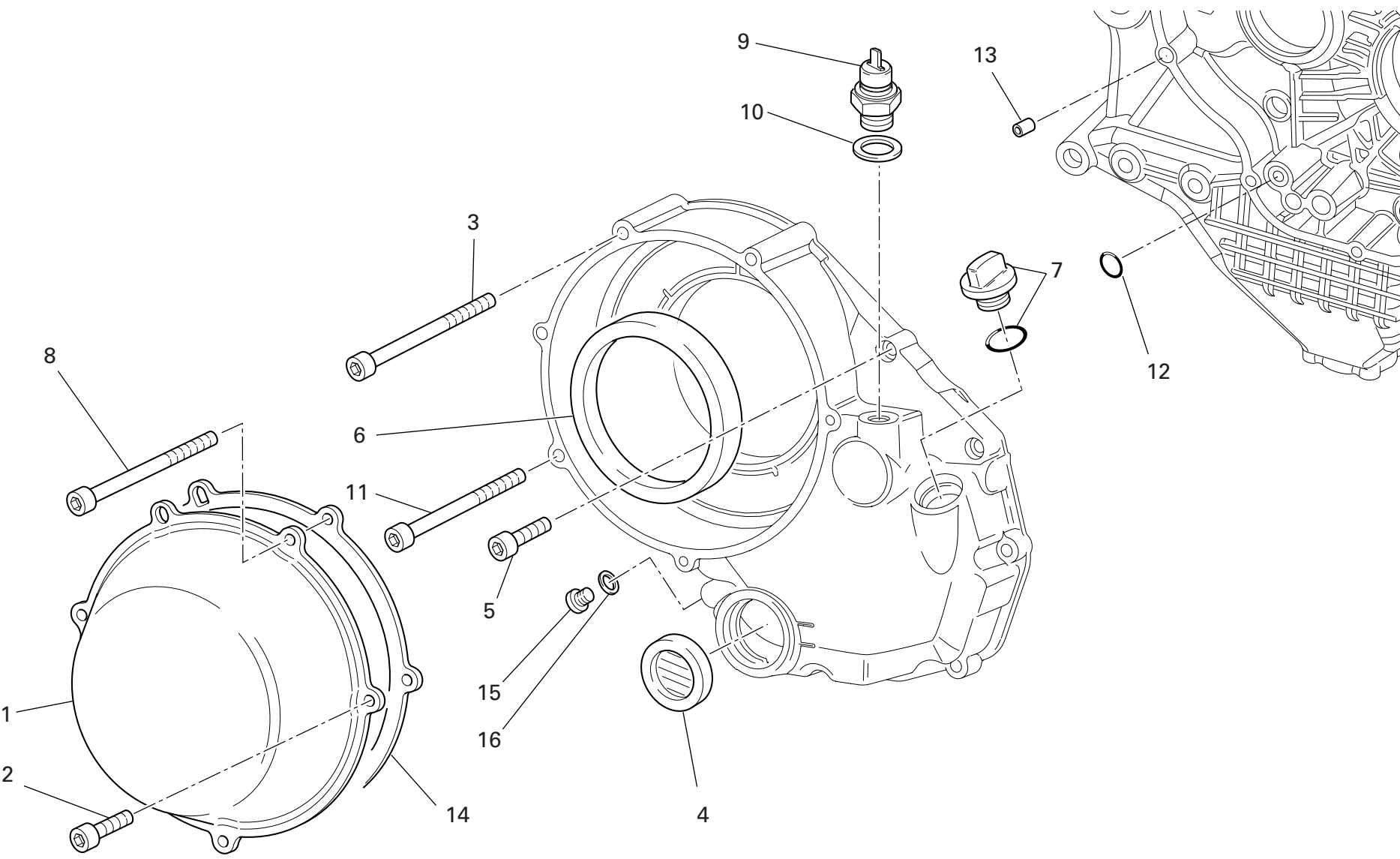
CATALOGUE No: 915.1.257.1B
ISSUED: 12 - 06

NOTES NO.	CODE NO.	DESCRIPTION	VALIDITY	Q.TY 
28	771.5.065.2BB	Screw		3
29	117.2.006.1A	Clutch control rod		1
30	93823.2018	O-ring		2
31	713.1.380.1A	Spacer		1


CATALOGUE No: 915.1.257.1B
ISSUED: 12 - 06

DRAWING 005

CLUTCH COVER

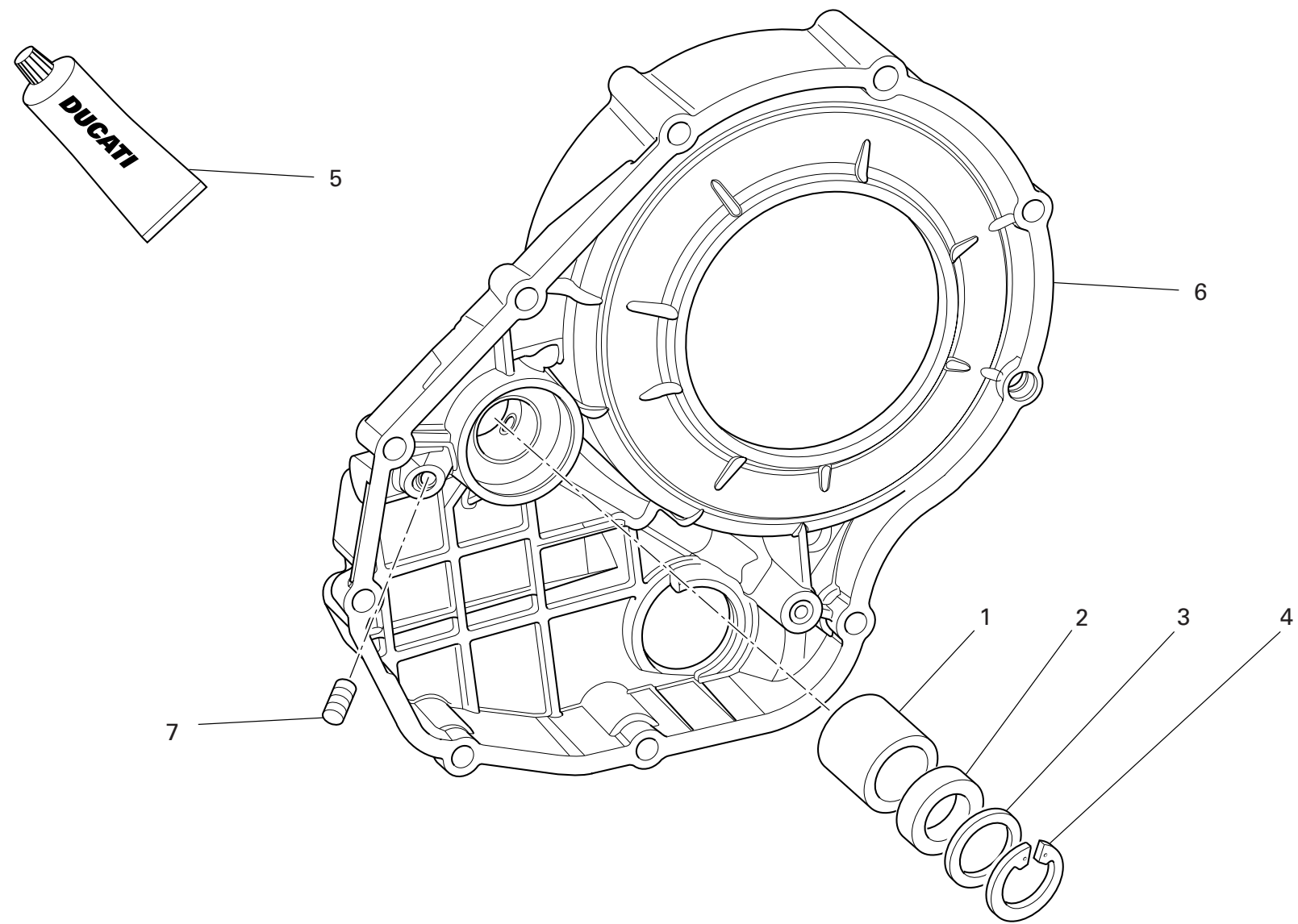


DRAWING 005 CLUTCH COVER

NOTES NO.	CODE NO.	DESCRIPTION	VALIDITY	Q.TY
				
1	243.1.025.1AF	Clutch protection cover		1
2	771.1.026.1A	Screw		2
3	771.5.078.8B	Screw		1
4	254.4.001.2A	Oil level sight glass		1
5	771.5.069.8B	Screw		6
6	930.4.034.1A	Ring		1
7	893.2.013.1A	Complete cap		1
8	771.1.027.1A	Screw		2
9	539.4.030.2A	Switch		1
10	852.1.195.1A	Gasket th.2		1
11	771.5.079.8B	Screw		1
12	93827.0114	O-ring		1
13	0400.49.240	Locating bush		1
14	788.1.052.1A	Clutch cover gasket		1
15	780.5.001.1A	Cap		1
16	852.5.024.1A	Gasket th.1		1

NOTES NO.	CODE NO.	DESCRIPTION	VALIDITY	Q.TY
				


DRAWING 005a CLUTCH COVER



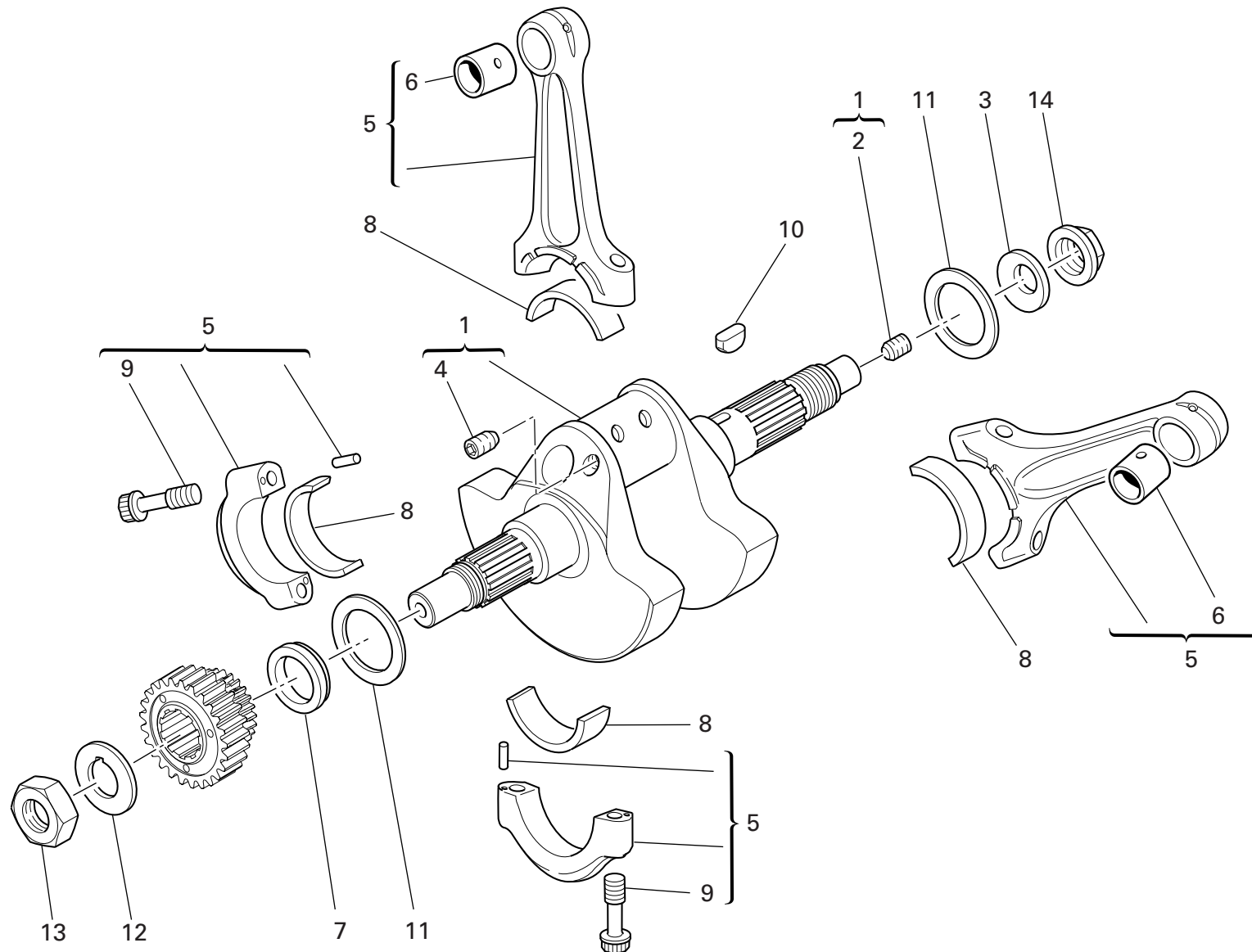
DRAWING

005a

CLUTCH COVER

NOTES NO.	CODE NO.	DESCRIPTION	VALIDITY	Q.TY
				
1	0665.49.680	Bush		1
2	930.4.021.1A	Seal ring		1
3	852.1.135.1A	Shim th. 1		1
4	884.5.013.1A	Circlip		1
5	94247.0014	Fluid sealant		1
6	243.2.115.1AB	Cover clutch side		1
7	417.6.011.3A	Threaded dowel		1

NOTES NO.	CODE NO.	DESCRIPTION	VALIDITY	Q.TY
				



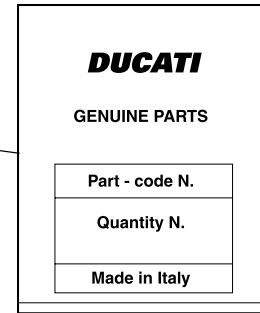
DRAWING 006 CRANKSHAFT

NOTES NO.	CODE NO.	DESCRIPTION	VALIDITY	Q.TY
				
1	146.2.143.1A	Crankshaft		1
2	779.1.109.1A	Special screw		1
3	799.1.051.2A	Spring washer		1
4	72121.2106	Threaded dowel		2
5	158.2.020.1A	Connecting rods pair		1
6	711.1.089.1A	Bush		2
7	710.1.061.1A	Spacer		1
8	112.1.012.1AB	Half-bearing (BLUE)		2
8	112.1.012.1AC	Half-bearing (YELLOW)		2
9	779.1.007.2A	Special screw		4
10	0755.29.025	Woodruff key		1
11	852.1.104.1H	Shim th. 2.25		2
11	852.1.104.1A	Shim th. 1.9		2
11	852.1.104.1B	Shim th. 1.95		2
11	852.1.104.2C	Shim th. 2		2
11	852.1.104.2D	Shim th. 2,05		2
11	852.1.104.2E	Shim th. 2,1		2
11	852.1.104.2F	Shim th. 2,15		2
11	852.1.104.2G	Shim th. 2.2		2
11	852.1.104.2I	Shim th. 2.3		2
11	852.1.104.2J	Shim th. 2.35		2
11	852.1.104.1K	Shim th. 2,4		2
11	852.1.104.1L	Shim th. 2,45		2
11	852.1.104.1M	Shim th. 2.5		2
11	852.1.104.1N	Shim th. 2.55		2
12	851.1.010.1A	Lock washer		1
13	750.1.057.1A	Nut		1


CATALOGUE No: 915.1.257.1B
ISSUED: 12 - 06

NOTES NO.	CODE NO.	DESCRIPTION	VALIDITY	Q.TY
				
14	750.1.012.2A	Nut		1

CATALOGUE No: 915.1.257.1B
ISSUED: 12 - 06



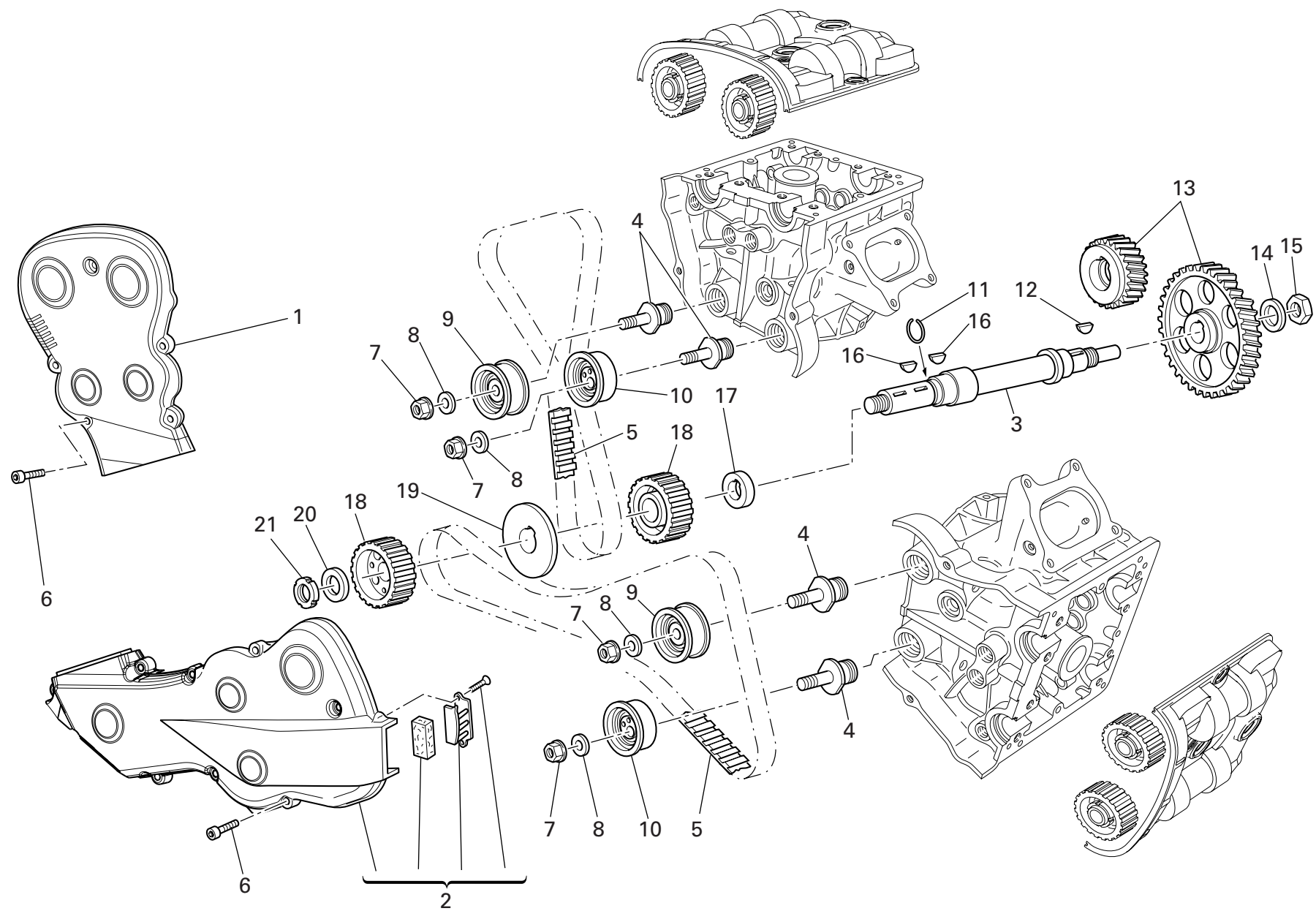
DRAWING 007 CYLINDERS - PISTONS

NOTES NO.	CODE NO.	DESCRIPTION	VALIDITY	Q.TY	
1	122.2.143.1A	Complete piston		2	
2	121.1.079.1A	Piston pin circlip		4	
3	121.1.078.1B	Piston pin		2	
4	121.2.046.1A	Piston rings set		2	
5	120.2.150.1A	Cylinder-piston fit (horizontal)	f.m.m.008618	1	
5	120.2.150.2A	Cylinder-piston fit (horizontal)	d.m.m.008619	1	
6	791.2.044.1A	Gaskets set		1	
7	741.4.002.1A	Hose guide		4	
8	800.1.123.1A	Horizontal cylinder water inlet hose		1	
9	800.1.122.1A	Vertical cylinder water inlet hose		1	
10	120.2.151.1A	Cylinder-piston fit (vertical)	f.m.m.008618	1	
10	120.2.151.2A	Cylinder-piston fit (vertical)	d.m.m.008619	1	
11	786.1.092.1A	Head-cylinder gasket		2	
12	711.1.219.1A	Bush		4	
13	786.1.094.1A	Cylinder-crankcase gasket		2	
14	668.1.001.4A	Water pump delivery filler		2	

NOTES NO.	CODE NO.	DESCRIPTION	VALIDITY	Q.TY	
-----------	----------	-------------	----------	------	---

DRAWING 008

TIMING



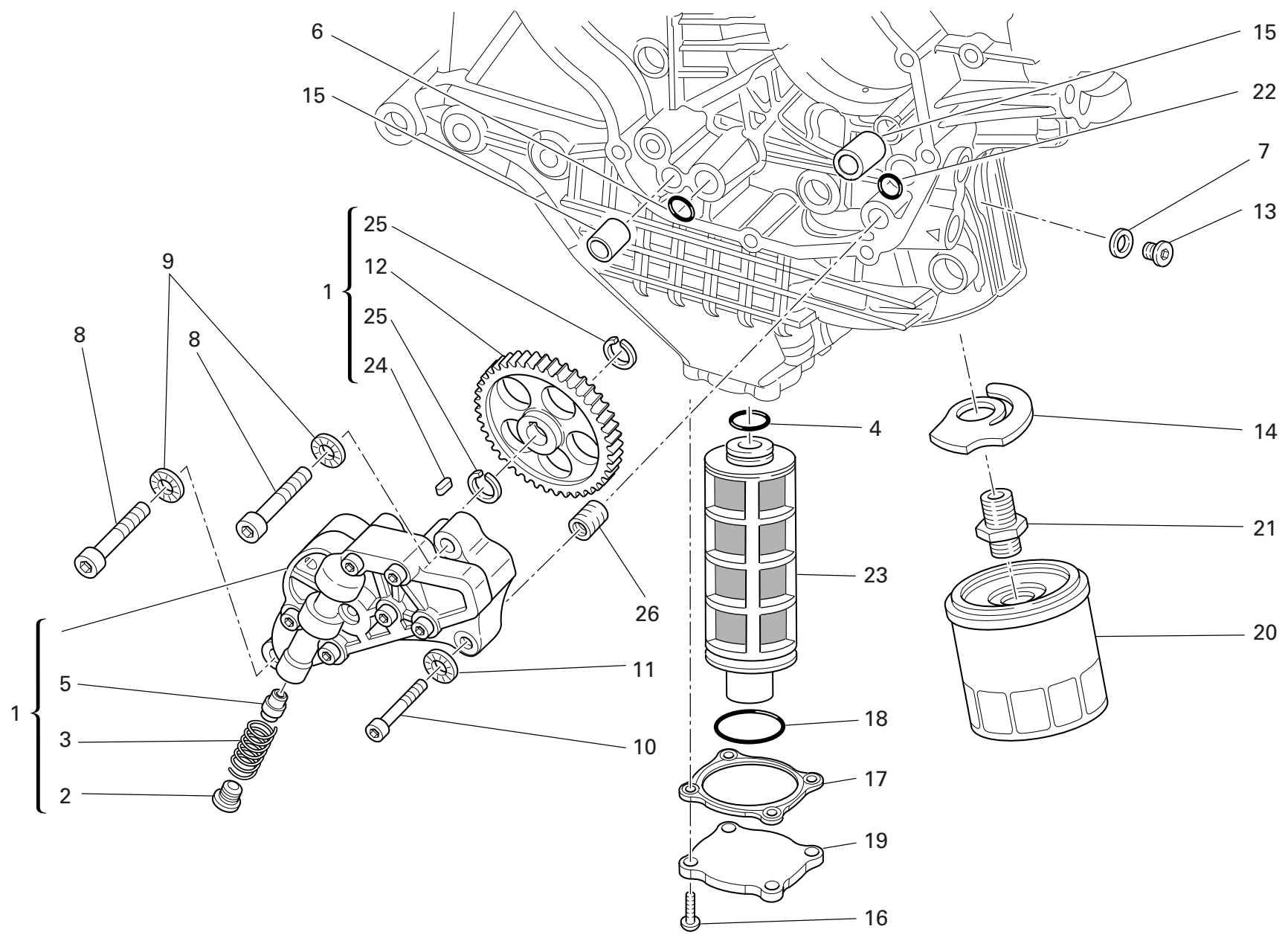
DRAWING 008 TIMING

NOTES NO.	CODE NO.	DESCRIPTION	VALIDITY	Q.TY
				
1	245.1.071.1A	Vertical belt outer cover		1
2	245.2.070.1A	Horizontal belt outer cover assembly		1
3	147.1.014.2A	Timing lay shaft		1
4	451.1.044.1A	Tensioner roller pin		4
5	737.4.025.1A	Timing drive toothed belt		2
6	771.5.066.8B	Screw		13
7	749.4.008.1A	Nut		4
8	852.1.174.1A	Washer		4
9	451.2.018.3A	Complete fixed tensioner roller		2
10	451.2.019.3A	Complete movable tensioner roller		2
11	882.1.003.1A	Snap ring		1
12	0755.29.025	Woodruff key		1
13	171.2.075.1B	Timing gears pair		1
14	851.1.013.1A	Lock washer		1
15	0124.40.060	Hexagon nut		1
16	74172.1008	Woodruff key		2
17	716.1.128.1A	Spacer		1
18	255.1.010.3B	Timing belt roller		2
19	856.1.062.2A	Belt roller separating washer		1
20	716.1.072.2A	Spacer		1
21	703.5.006.2A	Elastic-stop ring nut		1

NOTES NO.	CODE NO.	DESCRIPTION	VALIDITY	Q.TY
				

DRAWING 009

FILTERS AND OIL PUMP



DRAWING 009 FILTERS AND OIL PUMP

NOTES NO.	CODE NO.	DESCRIPTION	VALIDITY	Q.TY 
1	174.2.038.1A	Complete oil pump		1
2	780.1.018.1A	Bypass cap		1
3	799.1.055.1A	Bypass spring		1
4	886.4.033.1A	O-ring		1
5	593.1.018.1A	Bypass valve		1
6	886.4.037.1A	O-ring		1
7	852.1.195.1A	Gasket th.2		1
8	771.5.129.8B	Screw		2
9	852.1.174.1A	Washer		2
10	771.5.069.8B	Screw		1
11	852.1.172.1A	Washer		1
12	174.1.038.1A	Pump drive gear		1
13	779.1.162.2A	Cap		1
14	799.2.077.2A	Bypass spring		1
15	0759.49.280	Locating bush		2
16	779.4.116.1A	Screw		4
17	788.1.065.1A	Cover gasket		1
18	886.4.034.1A	O-ring		1
19	247.1.290.1A	Cover		1
20	444.4.003.4A	Oil filter cartridge		1
21	815.1.028.1A	Nipple		1
22	93827.0114	O-ring		3
23	894.1.020.1A	Oil net filter		1
24	680.1.001.1B	Woodruff key		1
25	884.5.039.1A	Circlip		2
26	0670.49.310	Reduction bush		1

NOTES NO.	CODE NO.	DESCRIPTION	VALIDITY	Q.TY 
-----------	----------	-------------	----------	--

CRANKCASES



DRAWING 010 CRANKCASES

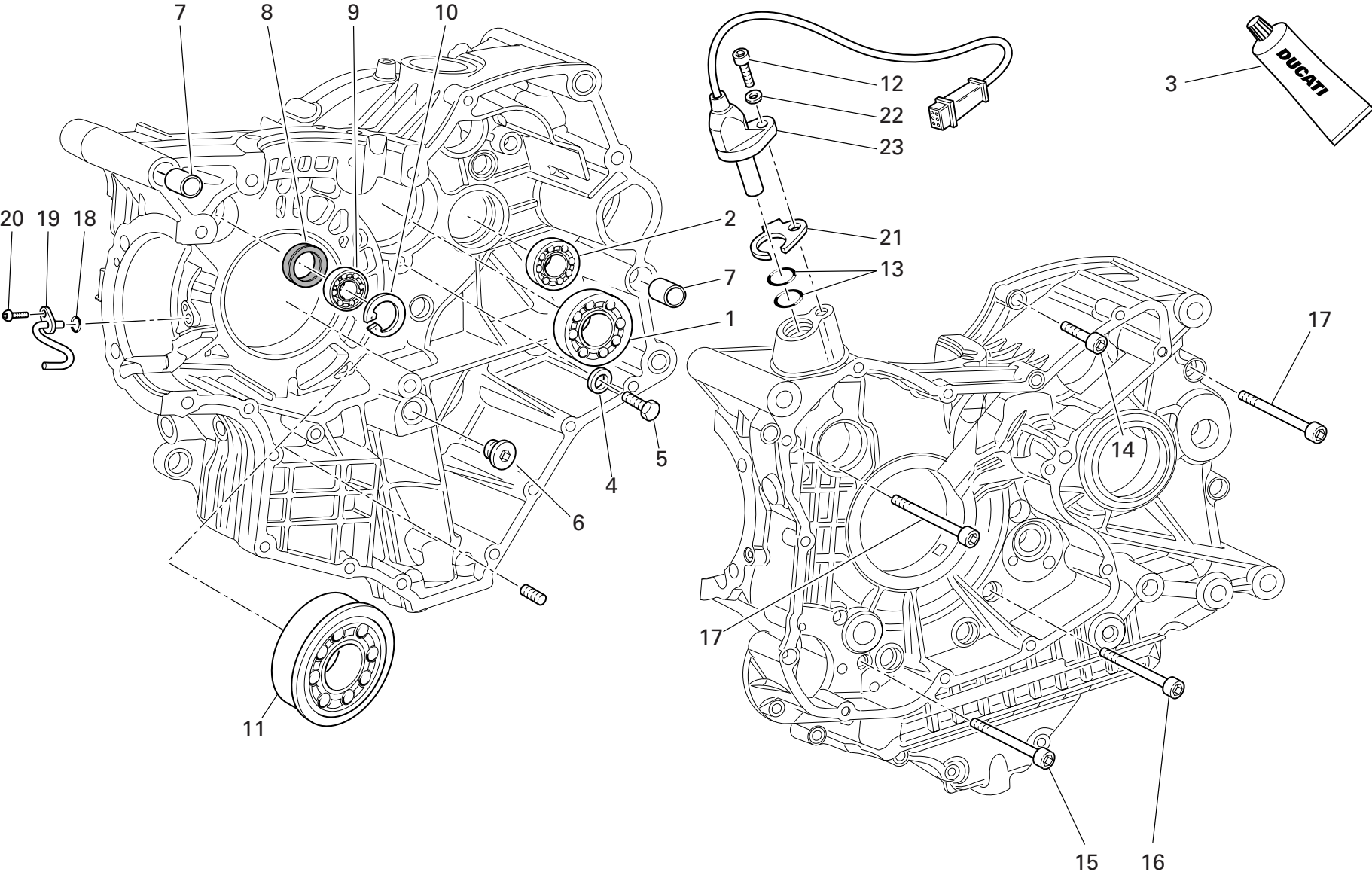
NOTES NO.	CODE NO.	DESCRIPTION	VALIDITY	Q.TY 
1	225.2.127.3A	Complete half-crankcases pair		1
2	771.5.065.8B	Screw		1
3	886.5.013.1A	O-Ring		1
4	702.4.092.1A	Bearing		1
5	852.5.026.1A	Aluminium gasket th.1,5		1
6	702.5.008.1A	Bearing		1
7	893.2.006.2A	Cap		1
8	93827.0114	O-ring		1
9	73503.3380	Circlip		1
10	771.5.136.8B	Screw		3
11	593.2.042.1A	Breather valve		1
12	463.2.022.2A	O-Ring		2
13	886.4.118.1A	O-ring		8
14	748.1.050.1A	Nut		8
15	856.1.064.2A	Special washer		8
16	766.1.055.2B	Stud bolt for fastening head cylinder		8
17	72094.1616	Screw		2
18	826.1.012.1A	Keep plate		1
19	702.4.013.1A	Bearing		1
20	930.4.022.1A	Seal ring		1
21	702.4.033.1A	Bearing		1
22	0370.49.250	Washer		1
23	860.1.004.1A	Locating dowel		2
24	875.1.123.2B	Tube		1
25	775.1.031.1B	Screw		1
26	860.1.005.1A	Locating dowel		2
27	886.1.024.1A	O-Ring		2

CATALOGUE No: 915.1.257.1B
ISSUED: 12 - 06


NOTES NO.	CODE NO.	DESCRIPTION	VALIDITY	Q.TY 
-----------	----------	-------------	----------	--

CATALOGUE No: 915.1.257.1B
ISSUED: 12 - 06

DRAWING 010a CRANKCASES



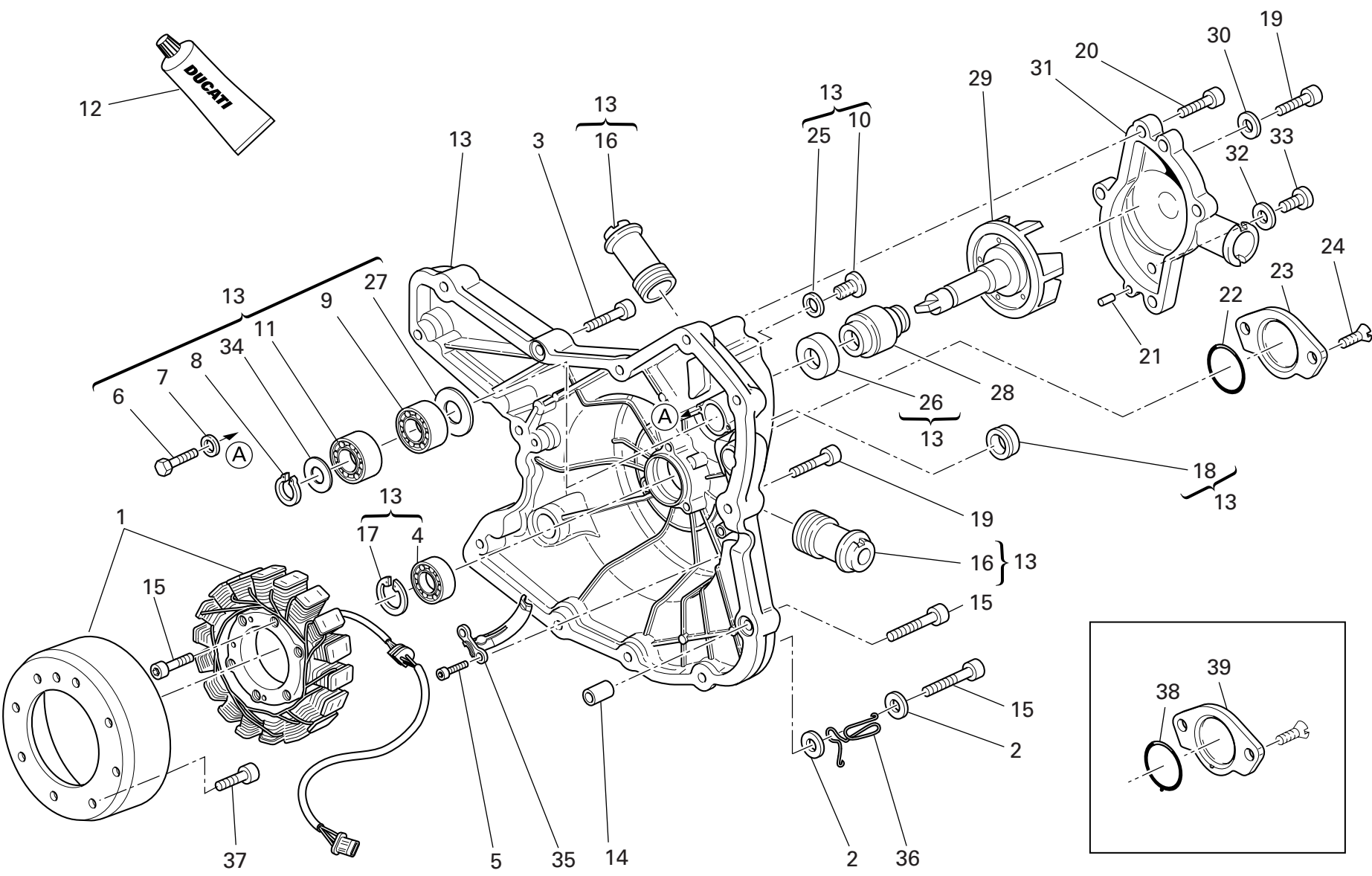
DRAWING 010a CRANKCASES

NOTES NO.	CODE NO.	DESCRIPTION	VALIDITY	Q.TY 
1	702.5.019.1A	Bearing		1
2	702.4.033.1A	Bearing		1
3	94247.0014	Fluid sealant		1
4	713.1.140.1A	Spacer		2
5	770.5.250.8B	Screw		2
6	780.1.005.1A	Cap		1
7	711.1.095.1A	Bush		2
8	93785.1830	Seal ring		1
9	75794.1542	Bearing		1
10	73503.3380	Circlip		1
11	702.4.093.1A	Bearing		1
12	771.1.051.8B	Screw		1
13	886.4.033.1A	O-ring		2
14	771.5.072.8B	Screw		8
15	771.5.080.8B	Screw		2
16	779.1.029.2A	Special screw		1
17	771.5.139.8B	Screw		4
18	886.5.013.1A	O-Ring		1
19	875.1.123.2B	Tube		1
20	775.1.031.1B	Screw		1
21	788.1.076.1A	Gasket th.0,6		1
21	788.1.076.1AA	Gasket th.0,8		1
21	788.1.076.1AB	Gasket th.1,0		1
22	853.1.003.1A	Spring washer		1
23	552.4.020.1A	Sensor		1

NOTES NO.	CODE NO.	DESCRIPTION	VALIDITY	Q.TY 
-----------	----------	-------------	----------	--

DRAWING 011


WATER PUMP - ALTERNATOR COVER



DRAWING 011 WATER PUMP - ALTERNATOR COVER

NOTES NO.	CODE NO.	DESCRIPTION	VALIDITY	Q.TY 
1	264.4.017.1A	Generator		1
2	852.5.028.1A	Washer		2
3	771.5.067.8B	Screw		2
4	702.5.008.1A	Bearing		1
5	771.5.064.8B	Screw		2
6	770.5.250.8B	Screw		2
7	852.1.172.1A	Washer		2
8	884.5.011.1A	A 10 Ring		1
9	702.4.010.2A	Bearing		1
10	779.1.026.2A	Screw		1
11	702.4.009.1A	Bearing		1
12	94247.0014	Fluid sealant		1
13	242.2.074.1AB	Generator cover		1
14	0400.49.240	Locating bush		2
15	771.5.071.8B	Screw		6
16	668.1.001.4A	Water pump delivery filler		2
17	73503.3380	Circlip		1
18	93783.1524	Seal ring		1
19	771.5.069.8B	Screw		9
20	771.5.066.8B	Screw		5
21	860.1.004.1A	Locating dowel		2
22	886.4.035.1A	O-ring		1
23	699.2.366.1A	Cover		1
24	777.5.049.8B	Screw		2
25	852.5.026.1A	Aluminium gasket th.1,5		1
26	930.5.005.1A	Seal		1
27	713.1.128.1B	Spacer		1

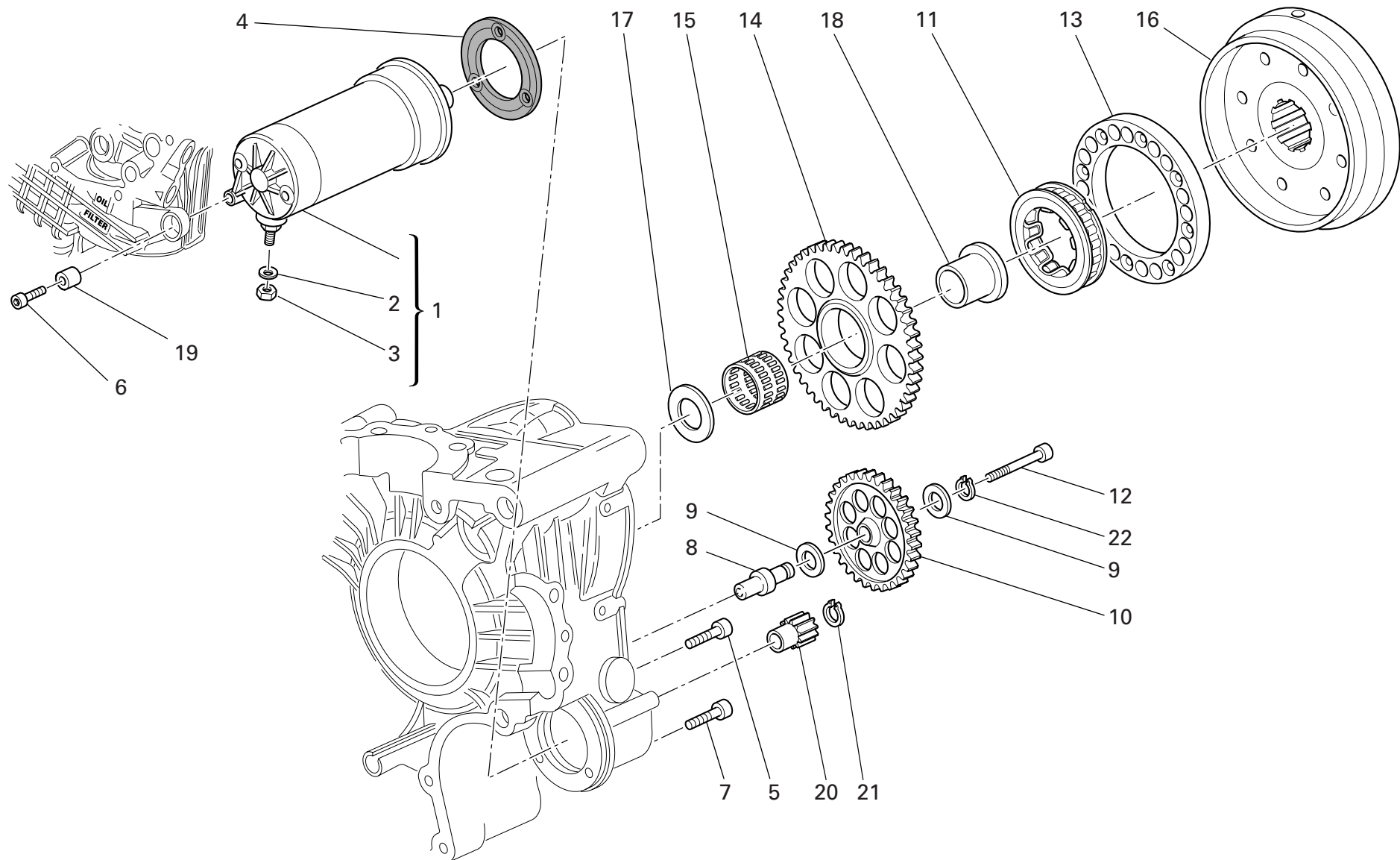
CATALOGUE No: 915.1.257.1B
ISSUED: 12 - 06

NOTES NO.	CODE NO.	DESCRIPTION	VALIDITY	Q.TY 
28	930.5.006.2B	Mechanical seal		1
29	251.2.008.1A	Water pump fan		1
30	852.5.023.1A	Gasket		1
31	247.2.130.1A	Complete water pump cover		1
32	852.5.024.1A	Gasket th.1		1
33	780.5.001.1A	Cap		1
34	852.1.114.1A	Washer		1
35	830.1.235.1A	Bracket		1
36	881.1.051.1A	Holder		1
37	779.4.075.1A	Screw		8
38	886.1.095.1A	O-ring		1
39	247.1.305.1AG	Cover		1


CATALOGUE No: 915.1.257.1B
ISSUED: 12 - 06

DRAWING 012

ELECTRIC STARTER AND IGNITION



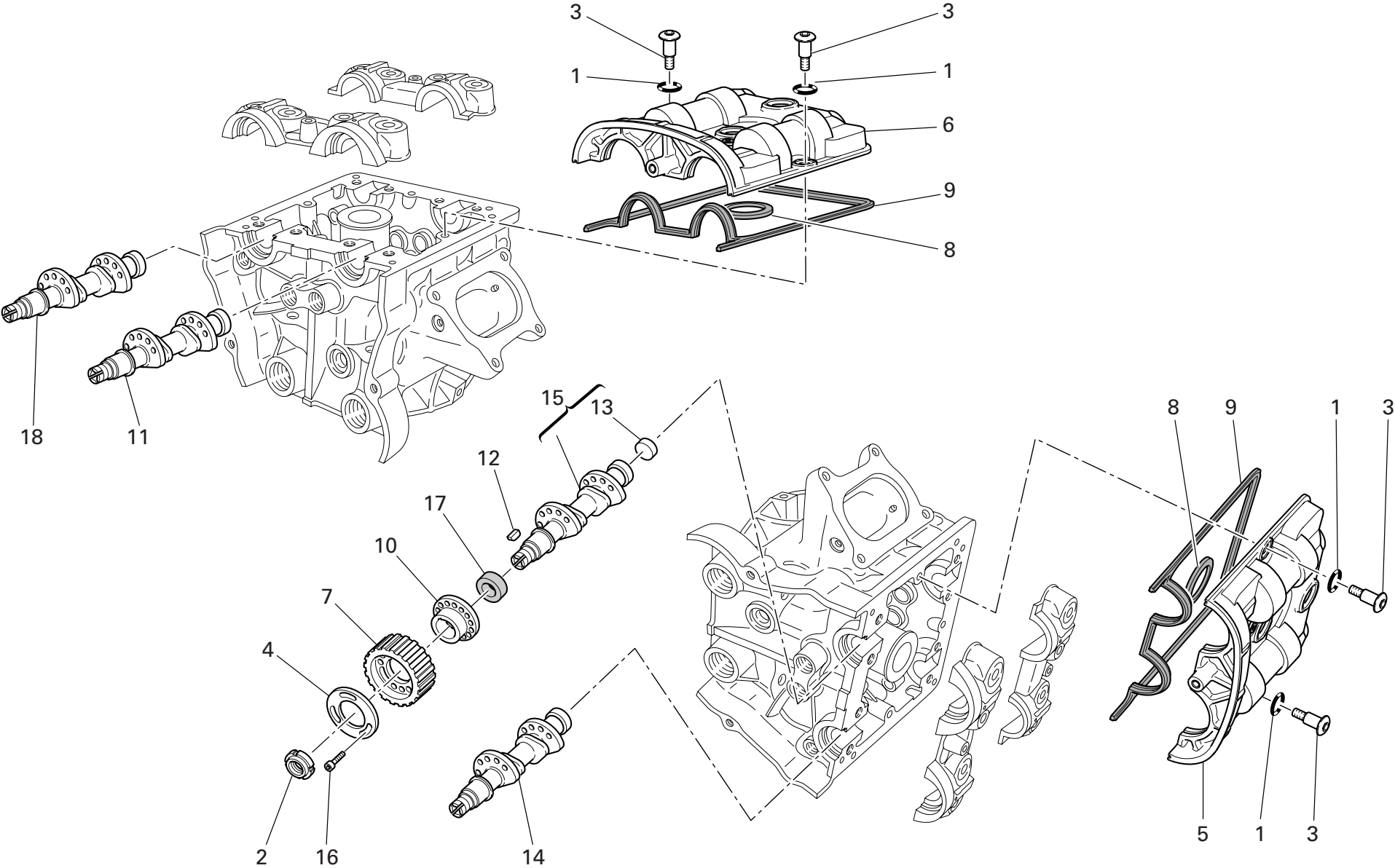
DRAWING 012 ELECTRIC STARTER AND IGNITION

NOTES NO.	CODE NO.	DESCRIPTION	VALIDITY	Q.TY
				
1	270.4.005.1A	Complete starter motor		1
2	853.1.003.1A	Spring washer		1
3	750.1.121.1A	Nut		1
4	788.1.054.2A	Starter motor gasket		1
5	771.5.066.8B	Screw		2
6	771.5.071.8B	Screw		1
7	771.5.069.8B	Screw		1
8	821.1.257.1A	Intermediate gear pin		1
9	856.1.071.1A	Washer		2
10	176.1.016.1A	Intermediate gear assembly		1
11	701.4.008.1A	Starter clutch		1
12	771.5.078.8B	Screw		1
13	160.1.370.1A	Flange		1
14	173.1.017.1A	Electric starter driven gear		1
15	702.4.018.1A	Needle bearing		1
16	276.1.038.1A	Ignition flywheel		1
17	856.1.075.1A	Shim		1
18	881.1.034.1A	Inner ring		1
19	700.1.036.1A	Flexible bush		1
20	176.1.001.1A	Starter motor sprocket		1
21	884.5.036.1A	Circlip		1
22	73500.1440	Circlip		1


NOTES NO.	CODE NO.	DESCRIPTION	VALIDITY	Q.TY
				

DRAWING 013

HEAD : TIMING



DRAWING 013 HEAD : TIMING

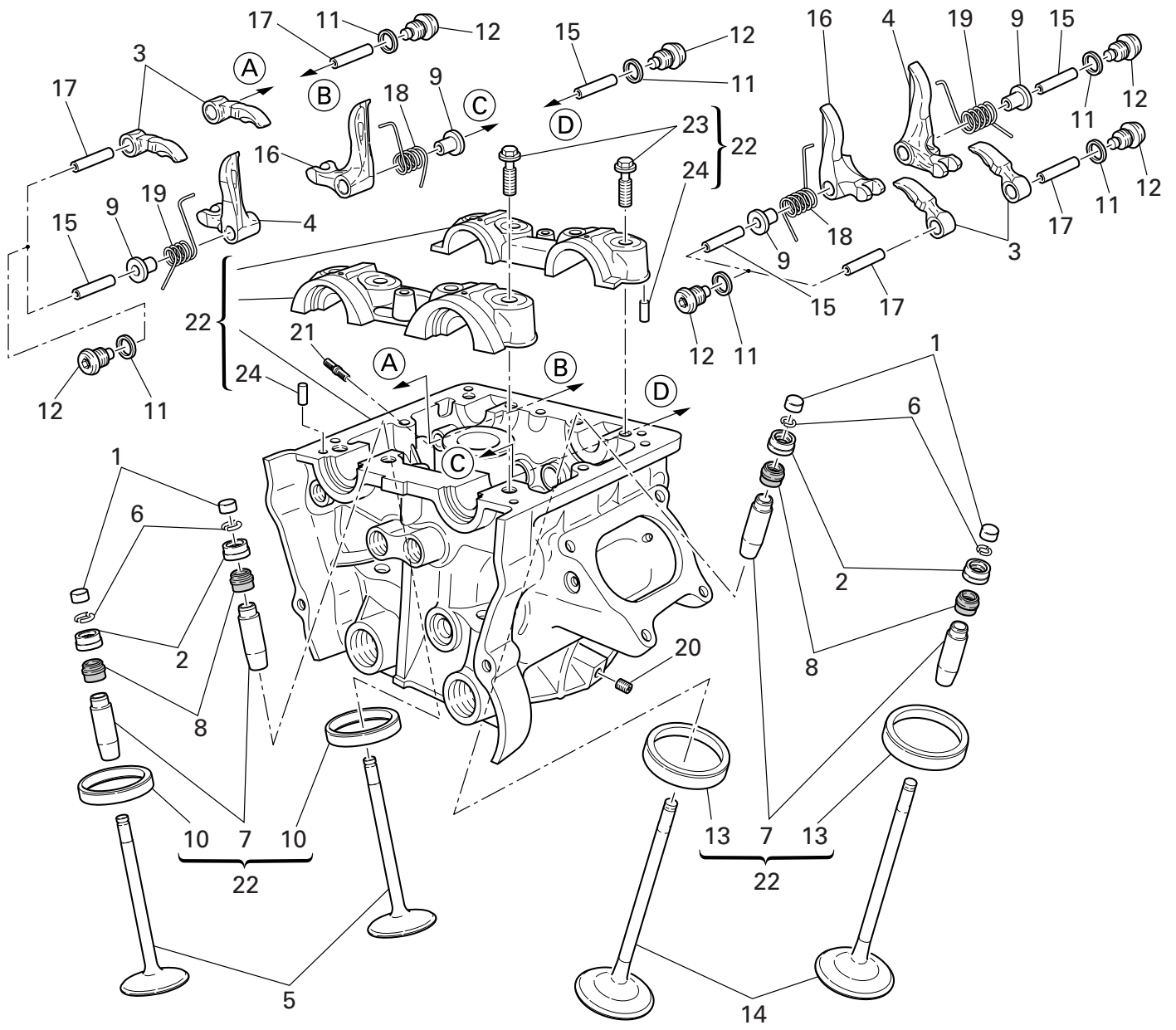
NOTES NO.	CODE NO.	DESCRIPTION	VALIDITY	Q.TY
				
1	886.5.050.1A	O-Ring		8
2	703.5.002.2A	Ring nut		4
3	779.1.509.1A	Special screw		8
4	856.1.074.2A	Special washer		4
5	247.1.287.1B	Horizontal cover		1
6	247.1.288.1B	Vertical cover		1
7	255.1.019.3A	Timing belt roller		4
8	788.1.094.1A	Gasket		2
9	788.1.093.1A	Head gasket		2
10	160.1.094.1A	Spacer		4
11	148.2.307.1A	Vertical intake camshaft		1
12	680.5.006.1A	Woodruff key		4
13	873.1.005.1A	Cap		4
14	148.2.308.1A	Horizontal exhaust camshaft		1
15	148.2.306.1A	Horizontal intake camshaft		1
16	779.5.030.2A	Screw		12
17	930.5.007.1A	Seal ring		4
18	148.2.309.1A	Vertical exhaust camshaft		1

NOTES NO.	CODE NO.	DESCRIPTION	VALIDITY	Q.TY
				

DRAWING 014


VERTICAL HEAD

1	2
Registro bilanc. apertura	Registro bilanc. chiusura
Adjustment	Adjustment
Réglage	Réglage
Ventilkläppchen	Ventilkläppchen
840.1.031.1A - 1,8	840.1.041.2B - 2,2
840.1.032.1A - 1,85	840.1.042.2B - 2,25
840.1.033.1A - 1,9	840.1.043.2B - 2,3
840.1.034.1A - 1,95	840.1.044.2B - 2,35
840.1.001.1A - 2,0	840.1.045.2B - 2,4
840.1.002.1A - 2,05	840.1.046.2B - 2,45
840.1.003.1A - 2,1	840.1.047.2B - 2,5
840.1.004.1A - 2,15	840.1.048.2B - 2,55
840.1.005.1A - 2,2	840.1.049.2B - 2,6
840.1.006.1A - 2,25	840.1.050.2B - 2,65
840.1.007.1A - 2,3	840.1.051.2B - 2,7
840.1.008.1A - 2,35	840.1.052.2B - 2,75
840.1.009.1A - 2,4	840.1.053.2B - 2,8
840.1.010.1A - 2,45	840.1.054.2B - 2,85
840.1.011.1A - 2,5	840.1.055.2B - 2,9
840.1.012.1A - 2,55	840.1.056.2B - 2,95
840.1.013.1A - 2,6	840.1.057.2B - 3,0
840.1.014.1A - 2,65	840.1.058.2B - 3,05
840.1.015.1A - 2,7	840.1.059.2B - 3,1
840.1.016.1A - 2,75	840.1.060.2B - 3,15
840.1.017.1A - 2,8	840.1.061.2B - 3,2
840.1.018.1A - 2,85	840.1.062.2B - 3,25
840.1.019.1A - 2,9	840.1.063.2B - 3,3
840.1.020.1A - 2,95	840.1.064.2B - 3,35
840.1.021.1A - 3,0	840.1.065.2B - 3,4
840.1.022.1A - 3,05	840.1.066.2B - 3,45
840.1.023.1A - 3,1	840.1.067.2B - 3,5
840.1.024.1A - 3,15	840.1.068.2B - 3,55
840.1.025.1A - 3,2	840.1.069.2B - 3,6
840.1.026.1A - 3,25	840.1.070.2B - 3,65
840.1.027.1A - 3,3	840.1.071.2B - 3,7
840.1.028.1A - 3,35	840.1.072.2B - 3,75
840.1.029.1A - 3,4	840.1.073.2B - 3,8
840.1.030.1A - 3,45	840.1.074.2B - 3,85
	840.1.075.2B - 3,9
	840.1.076.2B - 3,95
	840.1.077.2B - 4,0
	840.1.078.2B - 4,05
	840.1.079.2B - 4,1
	840.1.080.2B - 4,15
	840.1.081.2B - 4,2
	840.1.082.2B - 4,25
	840.1.083.2B - 4,3
	840.1.084.2B - 4,35
	840.1.085.2B - 4,4
	840.1.086.2B - 4,45
	840.1.087.2B - 4,5




DRAWING 014

VERTICAL HEAD

NOTES NO.	CODE NO.	DESCRIPTION	VALIDITY	Q.TY 
1	840.2.001.1A	See table		4
2	840.2.002.2B	See table		4
3	208.1.029.1A	Opening rocker		4
4	209.1.036.1A	Closing rocker (L.H.)		2
5	211.1.070.1B	Exhaust valve		2
6	669.1.001.1E	Split rings		4
7	303.1.051.1BB	Oversize valve guide 0.03		4
7	303.1.051.1BC	Oversize valve guide 0.06		4
7	303.1.051.1BD	Oversize valve guide 0.09		4
8	764.1.002.1A	Rubber pad		4
9	713.1.292.1A	Spacer		4
10	304.1.063.1A	Exhaust valve seat		2
10	304.1.063.1AB	Oversize exhaust valve seat 0.03		2
10	304.1.063.1AC	Oversize exhaust valve seat 0.06		2
11	852.5.026.1A	Aluminium gasket th.1,5		8
12	780.1.051.1A	Cap		8
13	304.1.064.1B	Intake valve seat		2
13	304.1.064.1BB	Oversize intake valve seat 0.03		2
13	304.1.064.1BC	Oversize intake valve seat 0.06		2
14	210.1.072.1A	Intake valve		2
15	821.1.223.1B	Closing rocker shaft		4
16	209.1.035.1A	Closing rocker (R.H.)		2
17	821.1.222.1B	Opening rocker shaft		4
18	799.1.486.1A	Valve return spring (R.H.)		2
19	799.1.485.1A	Valve return spring (L.H.)		2
20	417.6.011.3A	Threaded dowel		1
21	766.4.019.1A	Stud bolt		3

CATALOGUE No: 915.1.257.1B
ISSUED: 12 - 06

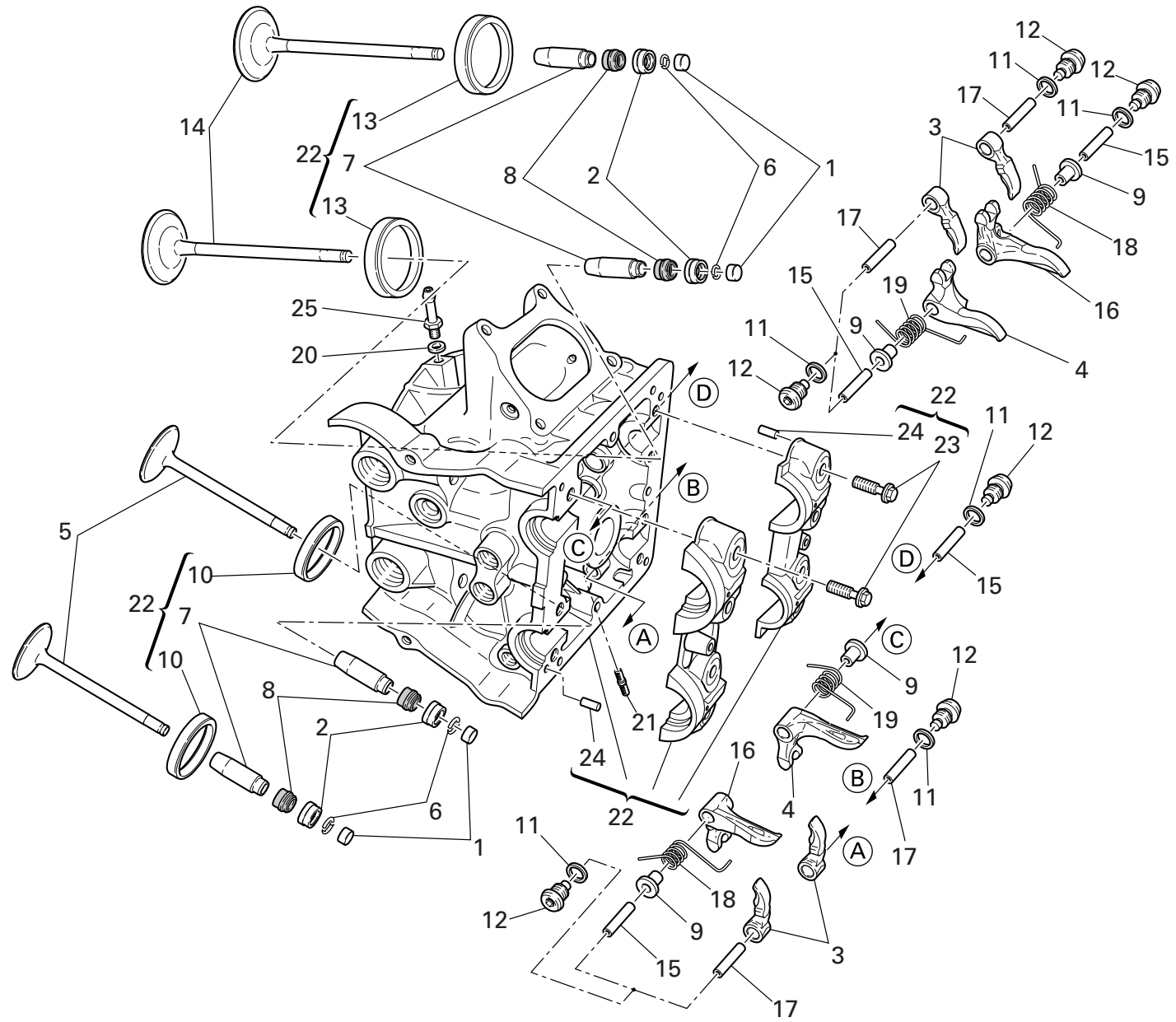
NOTES NO.	CODE NO.	DESCRIPTION	VALIDITY	Q.TY 
22	301.2.239.3B	Complete vertical head		1
23	779.1.421.1A	Special screw		8
24	860.5.006.1A	Pin		4

CATALOGUE No: 915.1.257.1B
ISSUED: 12 - 06


DRAWING 015

HORIZONTAL HEAD


1	2
Registro bilanc. apertura Adjustment Réglage Ventilkäppchen	Registro bilanc. chiusura Adjustment Réglage Ventilkäppchen
840.1.031.1A - 1,8	840.1.041.2B - 2,2
840.1.032.1A - 1,85	840.1.042.2B - 2,25
840.1.033.1A - 1,9	840.1.043.2B - 2,3
840.1.034.1A - 1,95	840.1.044.2B - 2,35
840.1.001.1A - 2,0	840.1.045.2B - 2,4
840.1.002.1A - 2,05	840.1.046.2B - 2,45
840.1.003.1A - 2,1	840.1.047.2B - 2,5
840.1.004.1A - 2,15	840.1.048.2B - 2,55
840.1.005.1A - 2,2	840.1.049.2B - 2,6
840.1.006.1A - 2,25	840.1.050.2B - 2,65
840.1.007.1A - 2,3	840.1.051.2B - 2,7
840.1.008.1A - 2,35	840.1.052.2B - 2,75
840.1.009.1A - 2,4	840.1.053.2B - 2,8
840.1.010.1A - 2,45	840.1.054.2B - 2,85
840.1.011.1A - 2,5	840.1.055.2B - 2,9
840.1.012.1A - 2,55	840.1.056.2B - 2,95
840.1.013.1A - 2,6	840.1.057.2B - 3,0
840.1.014.1A - 2,65	840.1.058.2B - 3,05
840.1.015.1A - 2,7	840.1.059.2B - 3,1
840.1.016.1A - 2,75	840.1.060.2B - 3,15
840.1.017.1A - 2,8	840.1.061.2B - 3,2
840.1.018.1A - 2,85	840.1.062.2B - 3,25
840.1.019.1A - 2,9	840.1.063.2B - 3,3
840.1.020.1A - 2,95	840.1.064.2B - 3,35
840.1.021.1A - 3,0	840.1.065.2B - 3,4
840.1.022.1A - 3,05	840.1.066.2B - 3,45
840.1.023.1A - 3,1	840.1.067.2B - 3,5
840.1.024.1A - 3,15	840.1.068.2B - 3,55
840.1.025.1A - 3,2	840.1.069.2B - 3,6
840.1.026.1A - 3,25	840.1.070.2B - 3,65
840.1.027.1A - 3,3	840.1.071.2B - 3,7
840.1.028.1A - 3,35	840.1.072.2B - 3,75
840.1.029.1A - 3,4	840.1.073.2B - 3,8
840.1.030.1A - 3,45	840.1.074.2B - 3,85
	840.1.075.2B - 3,9
	840.1.076.2B - 3,95
	840.1.077.2B - 4,0
	840.1.078.2B - 4,05
	840.1.079.2B - 4,1
	840.1.080.2B - 4,15
	840.1.081.2B - 4,2
	840.1.082.2B - 4,25
	840.1.083.2B - 4,3
	840.1.084.2B - 4,35
	840.1.085.2B - 4,4
	840.1.086.2B - 4,45
	840.1.087.2B - 4,5



DRAWING 015 HORIZONTAL HEAD

NOTES NO.	CODE NO.	DESCRIPTION	VALIDITY	Q.TY	
1	840.2.001.1A	See table		4	
2	840.2.002.2B	See table		4	
3	208.1.029.1A	Opening rocker		4	
4	209.1.036.1A	Closing rocker (L.H.)		2	
5	211.1.070.1B	Exhaust valve		2	
6	669.1.001.1E	Split rings		4	
7	303.1.051.1BB	Oversize valve guide 0.03		4	
7	303.1.051.1BC	Oversize valve guide 0.06		4	
7	303.1.051.1BD	Oversize valve guide 0.09		4	
8	764.1.002.1A	Rubber pad		4	
9	713.1.292.1A	Spacer		4	
10	304.1.063.1A	Exhaust valve seat		2	
10	304.1.063.1AB	Oversize exhaust valve seat 0.03		2	
10	304.1.063.1AC	Oversize exhaust valve seat 0.06		2	
11	852.5.026.1A	Aluminium gasket th.1,5		8	
12	780.1.051.1A	Cap		8	
13	304.1.064.1B	Intake valve seat		2	
13	304.1.064.1BB	Oversize intake valve seat 0.03		2	
13	304.1.064.1BC	Oversize intake valve seat 0.06		2	
14	210.1.072.1A	Intake valve		2	
15	821.1.223.1B	Closing rocker shaft		4	
16	209.1.035.1A	Closing rocker (R.H.)		2	
17	821.1.222.1B	Opening rocker shaft		4	
18	799.1.486.1A	Valve return spring (R.H.)		2	
19	799.1.485.1A	Valve return spring (L.H.)		2	
20	852.5.023.1A	Gasket		1	
21	766.4.019.1A	Stud bolt		3	

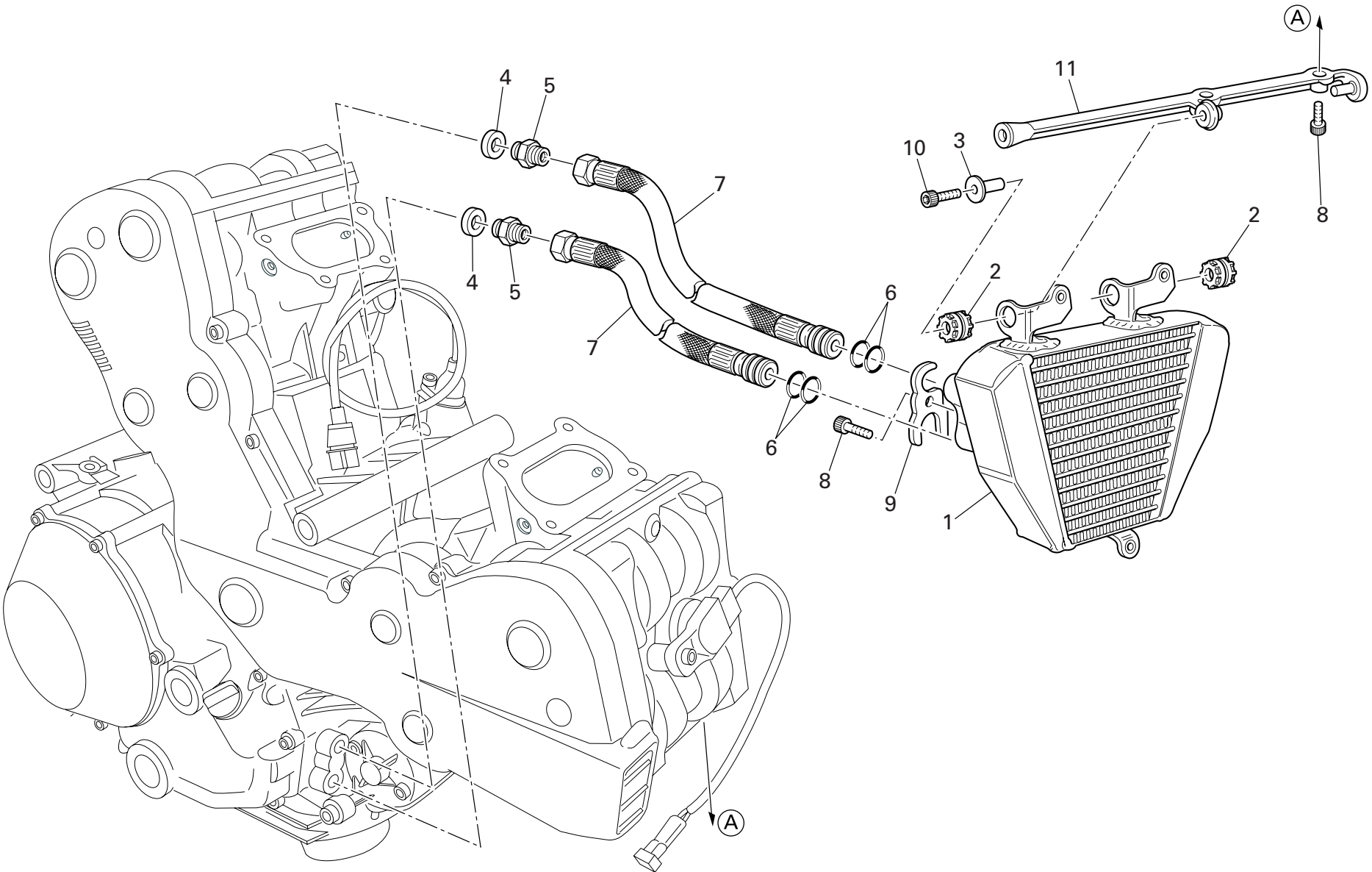
CATALOGUE No: 915.1.257.1B
ISSUED: 12 - 06

NOTES NO.	CODE NO.	DESCRIPTION	VALIDITY	Q.TY	
22	301.2.238.3B	Complete horizontal head		1	
23	779.1.421.1A	Special screw		8	
24	860.5.006.1A	Pin		4	
25	814.1.188.1A	Union		1	

CATALOGUE No: 915.1.257.1B
ISSUED: 12 - 06

DRAWING 016


OIL COOLER



DRAWING

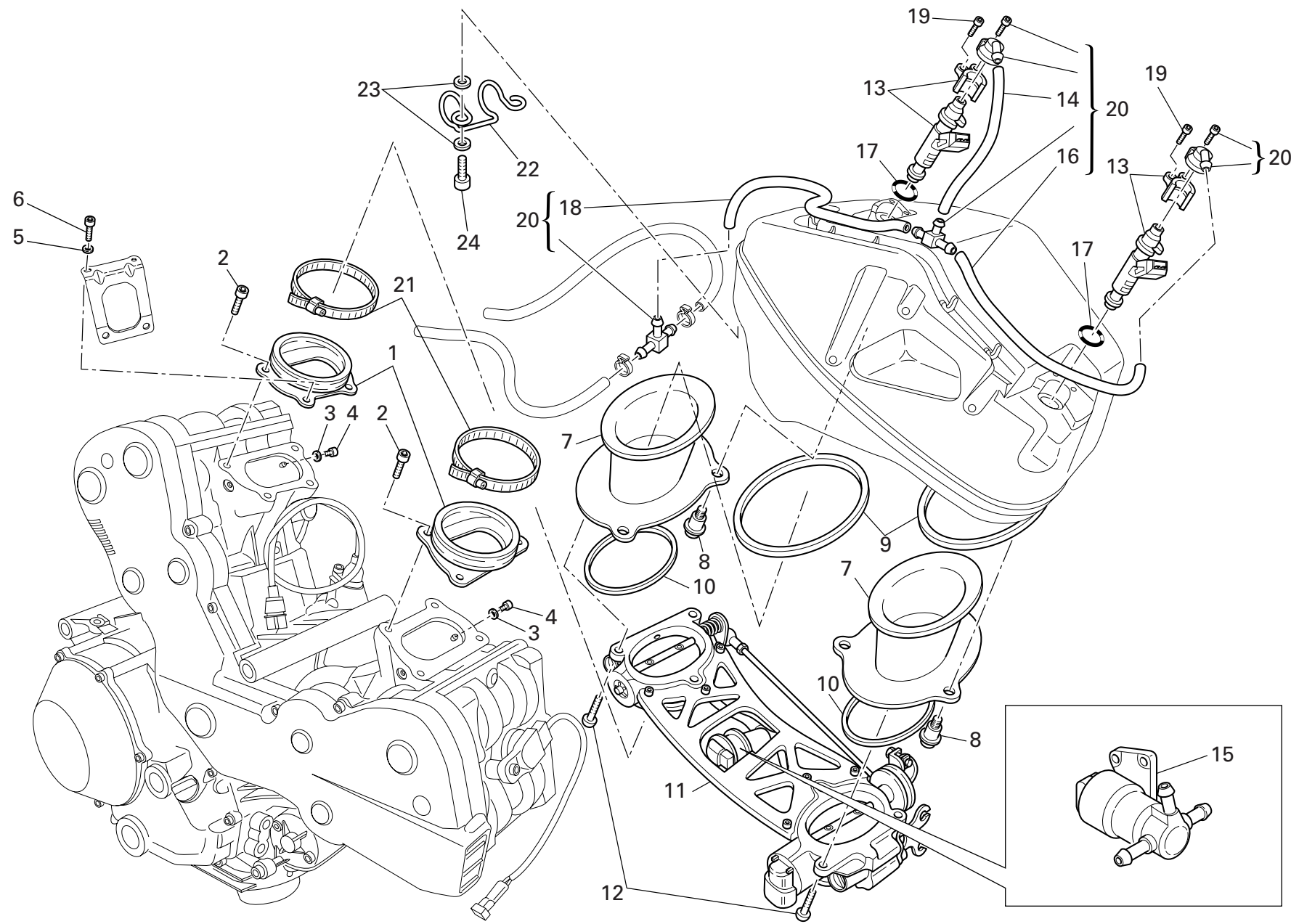
016

OIL COOLER

NOTES NO.	CODE NO.	DESCRIPTION	VALIDITY	Q.TY	
1	548.4.072.1A	Oil cooler		1	
2	764.1.022.1A	Vibration damper pad		2	
3	716.1.003.1A	Spacer		1	
4	787.1.011.1A	Aluminium gasket th.2		2	
5	815.1.022.1A	Nipple		2	
6	886.4.106.1A	O-Ring		4	
7	549.1.077.1A	Oil pipe		2	
8	771.5.064.8B	Screw		3	
9	827.1.420.1A	Plate		1	
10	771.5.069.8B	Screw		1	
11	830.1.409.1A	Bracket		1	

NOTES NO.	CODE NO.	DESCRIPTION	VALIDITY	Q.TY	
-----------	----------	-------------	----------	------	---

DRAWING 017 THROTTLE BODY



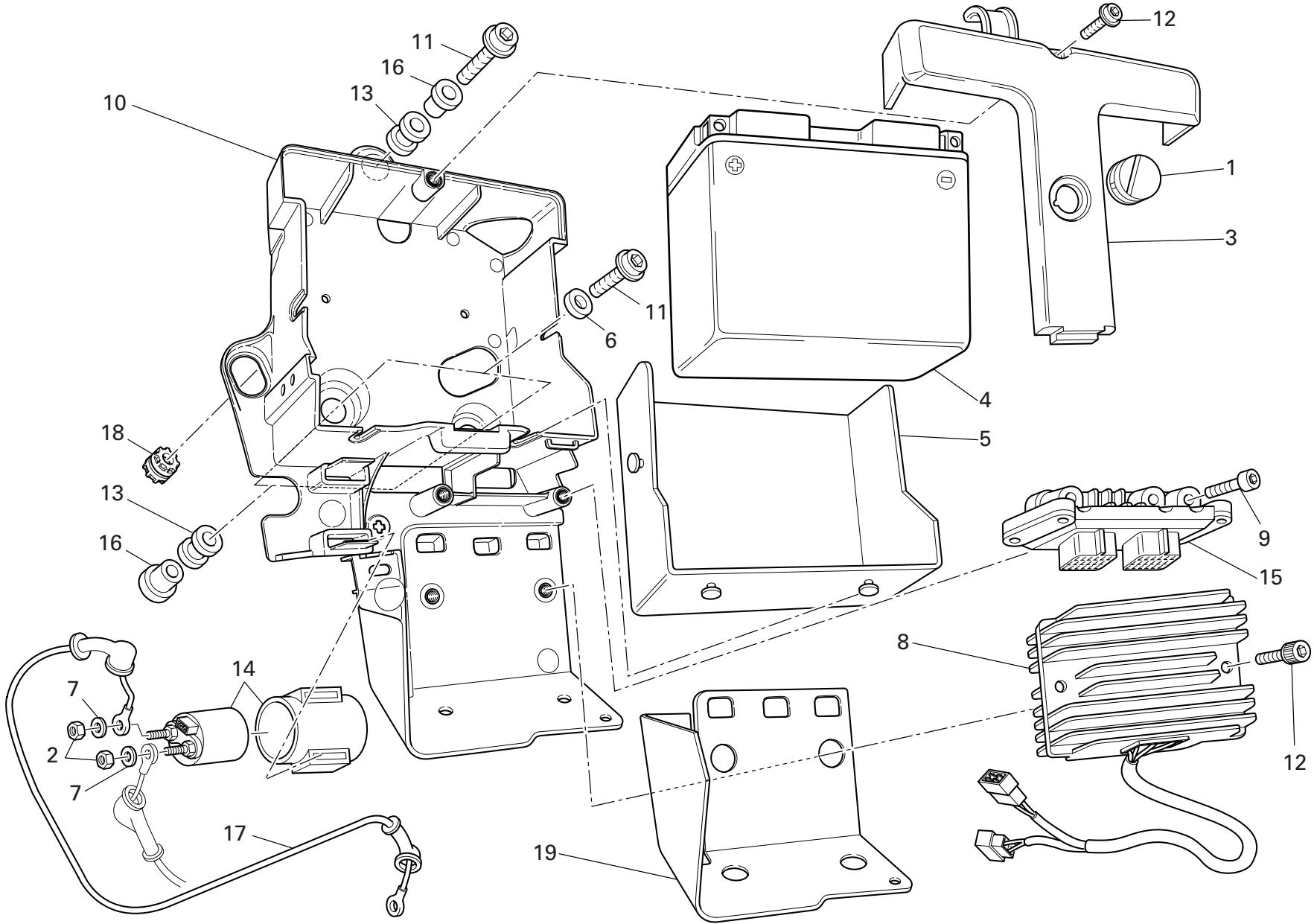
DRAWING 017 THROTTLE BODY

NOTES NO.	CODE NO.	DESCRIPTION	VALIDITY	Q.TY
				
1	140.1.048.1B	Intake manifold		2
2	771.5.065.8B	Screw		6
3	852.5.023.1A	Gasket		2
4	773.5.061.8B	Screw		2
5	852.1.176.1A	Washer		2
6	771.5.066.8B	Screw		2
7	135.1.023.1A	Intake duct		2
8	772.1.085.1A	Special screw		6
9	788.1.096.1A	Gasket		2
10	788.1.097.1A	Gasket		2
11	282.4.079.1A	Complete throttle body		1
12	775.1.017.1B	Screw		6
13	280.4.016.1A	Injector		2
14	590.1.293.1A	Tube (vertical)		1
15	283.4.011.1A	Stepper motor		1
16	590.1.292.1A	Tube (horizontal)		1
17	886.4.089.1A	O-ring		2
18	590.1.294.1A	Tube		1
19	773.5.018.8B	Screw		4
20	590.2.026.1A	Complete pipe set		1
21	741.4.166.1A	Clamp		2
22	758.1.039.1A	Hose guide		1
23	852.4.013.1A	Washer		4
24	773.5.039.8B	Screw		2


NOTES NO.	CODE NO.	DESCRIPTION	VALIDITY	Q.TY
				

DRAWING 018

BATTERY BOX MOUNT

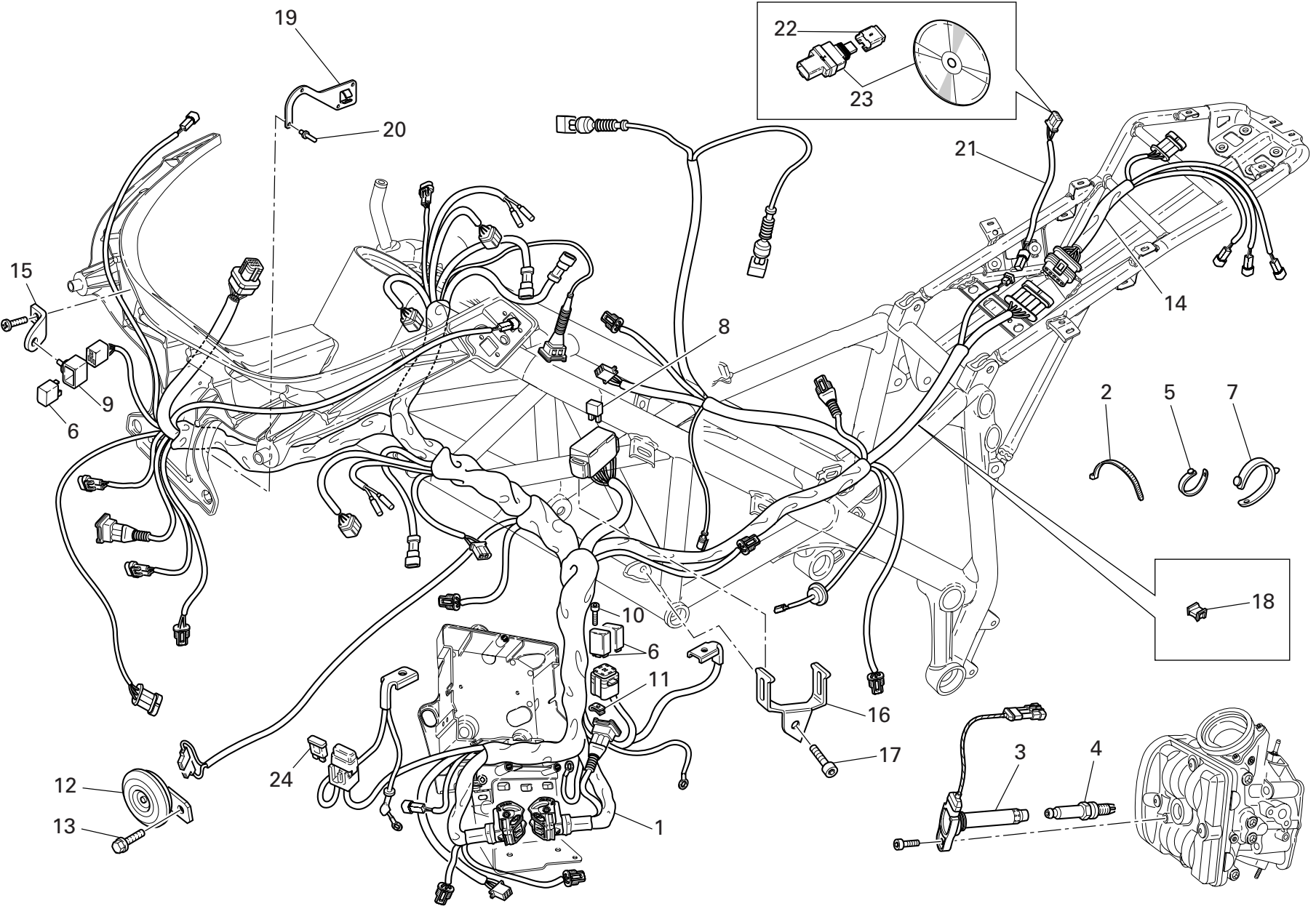


DRAWING 018 BATTERY BOX MOUNT


NOTES NO.	CODE NO.	DESCRIPTION	VALIDITY	Q.TY
				
1	764.1.062.1A	Rubber pad		1
2	750.5.005.1A	Nut		2
3	247.1.297.1A	Cover		1
4	395.2.014.1A	Battery		1
5	791.1.063.1A	Battery resting buffer		1
6	852.5.029.1A	Washer		2
7	853.5.010.1A	Spring washer		2
8	540.4.019.1A	Regulator		1
9	771.5.672.1B	Screw		2
10	829.1.939.1A	Battery box mount		1
11	771.5.667.8B	Screw		3
12	771.5.669.8B	Screw		3
13	764.1.090.1A	Rubber pad		3
14	397.4.003.1B	Remote switch		1
15	286.4.139.1A	Injection control unit		1
16	716.1.106.1A	Spacer		3
17	514.1.051.1A	Solenoid starter - starter motor cable		1
18	764.1.022.1A	Vibration damper pad		1
19	460.1.283.1A	Lower support		1

NOTES NO.	CODE NO.	DESCRIPTION	VALIDITY	Q.TY
				

DRAWING 018a ELECTRIC SYSTEM



DRAWING 018a ELECTRIC SYSTEM

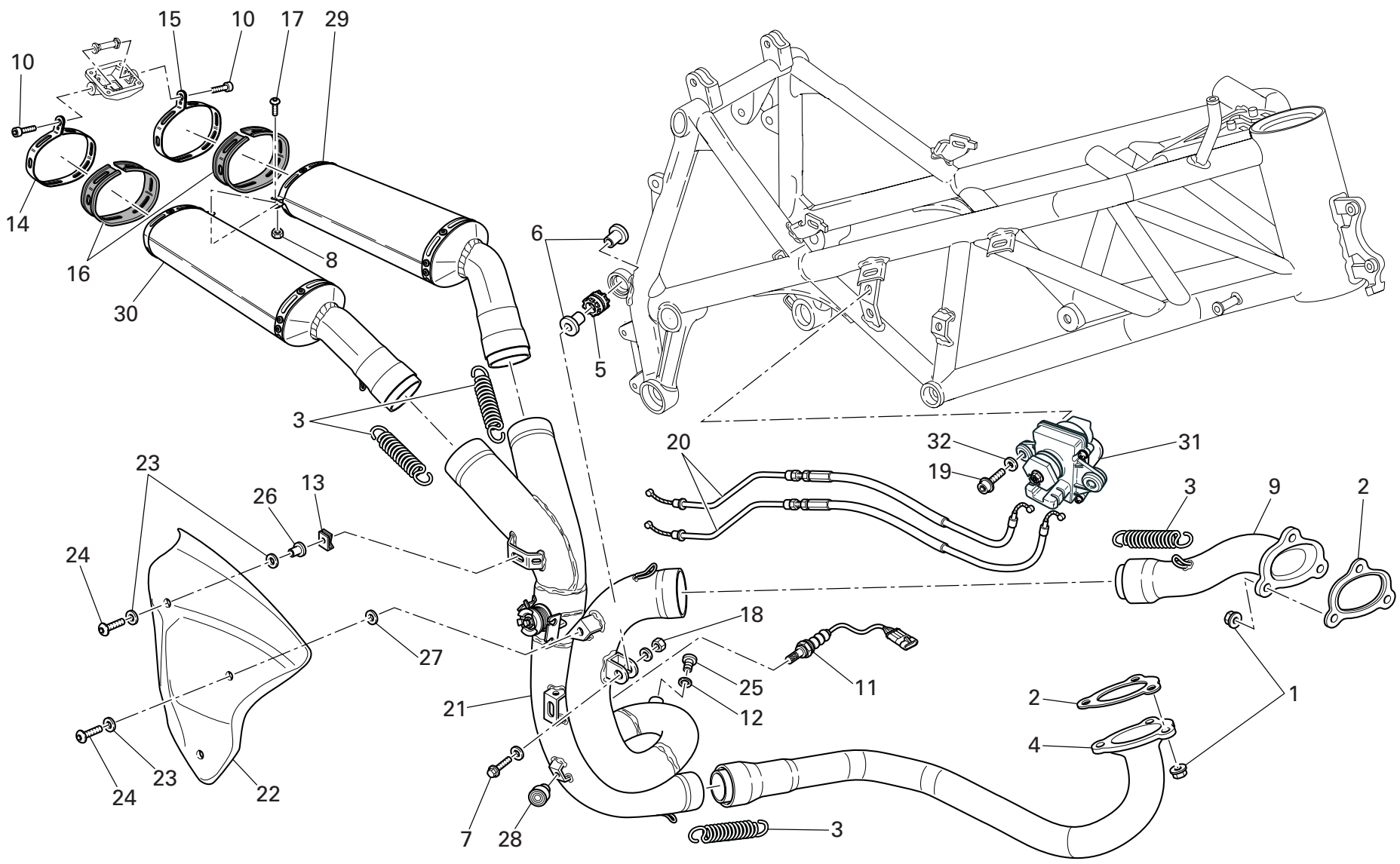
NOTES NO.	CODE NO.	DESCRIPTION	VALIDITY	Q.TY 
1	510.1.477.1A	Main wiring		1
2	741.4.038.1A	Hose guide		11
3	380.1.014.3B	Coil		2
4	670.4.038.1A	Spark plug		2
5	741.1.010.1A	Hose guide		1
6	541.4.007.1A	Relay		3
7	8000.53724	Hose guide		5
8	389.4.019.1A	Fuse 5A		1
8	389.4.020.1A	Fuse 10A		1
8	389.4.021.1A	Fuse 15A		1
8	389.4.022.1A	Fuse 20A		1
8	389.4.024.1A	Fuse 7.5A		1
9	829.1.190.1A	Rubber holder		1
10	771.1.053.1A	Screw		1
11	850.4.047.1A	Quik fastening		1
12	516.4.001.1AB	Horn		1
13	772.5.008.1B	Screw		1
14	510.1.577.1B	Rear wiring		1
15	827.1.430.1A	Plate		1
16	829.1.948.1A	Plate		1
17	779.5.046.1A	Screw		1
18	850.4.067.1A	Clamp		4
19	830.1.435.1A	Bracket		1
20	736.4.012.1A	Shear rivet		4
21	510.1.570.1A	Data acquisition cable		1
22	872.1.053.1A	Cap		1
23	286.2.040.1A	Data acquisition kit		1

CATALOGUE No: 915.1.257.1B
ISSUED: 12 - 06

NOTES NO.	CODE NO.	DESCRIPTION	VALIDITY	Q.TY 
24	389.4.023.1A	Fuse 30A		1

CATALOGUE No: 915.1.257.1B
ISSUED: 12 - 06


DRAWING 019 EXHAUST SYSTEM



DRAWING 019 EXHAUST SYSTEM

NOTES NO.	CODE NO.	DESCRIPTION	VALIDITY	Q.TY 
1	748.1.024.1A	Nut		6
2	790.1.015.1A	Exhaust gasket		2
3	799.1.048.2A	Spring		4
4	570.1.261.1A	Horizontal head exhaust pipe		1
5	764.1.024.1A	Vibration damper pad		1
6	713.1.082.1A	Spacer		2
7	772.5.038.1AB	Screw		1
8	748.1.035.1B	Nut		1
9	160.1.367.2A	Exhaust manifold		1
10	771.5.127.8B	Screw		2
11	552.1.111.1A	Lambda sensor		1
12	852.5.024.1A	Gasket th.1		2
13	850.4.038.1A	Quik fastening		2
14	741.1.037.1A	Clamp (R.H.)		1
15	741.1.038.1A	Clamp (L.H.)		1
16	788.1.100.1A	Clamp gasket		2
17	775.1.033.1A	Screw		1
18	749.4.031.1A	Nut		1
19	779.5.011.1B	Screw		2
20	732.2.021.1A	Cables unit		1
21	570.1.260.1A	Vertical head exhaust pipe		1
22	460.1.256.1B	Heat guard		1
23	852.1.072.1A	Washer		5
24	772.1.088.1B	Screw		3
25	780.1.007.1A	Cap		2
26	716.1.146.1A	Spacer		3
27	716.1.144.1A	Spacer		1

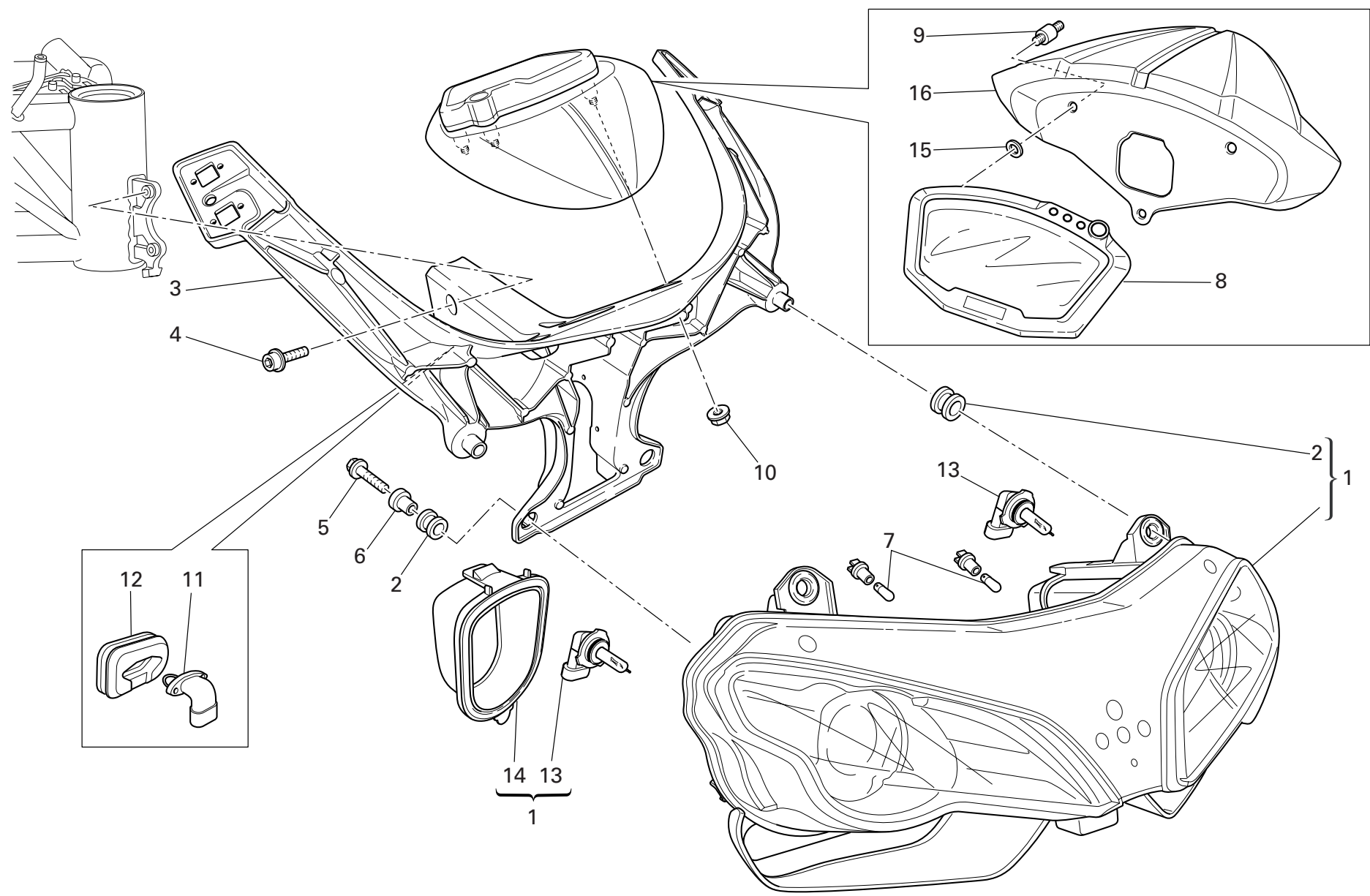
CATALOGUE No: 915.1.257.1B
ISSUED: 12 - 06

NOTES NO.	CODE NO.	DESCRIPTION	VALIDITY	Q.TY 
28	764.1.063.1A	Rubber pad		1
29	574.1.196.1B	Silencer (L.H.)		1
30	573.1.199.1B	Silencer (R.H.)		1
31	593.4.030.1A	Exhaust valve engine		1
32	852.5.009.1A	Washer		2


CATALOGUE No: 915.1.257.1B
ISSUED: 12 - 06

DRAWING 020

FRONT HEADLIGHT & INSTR. PANEL



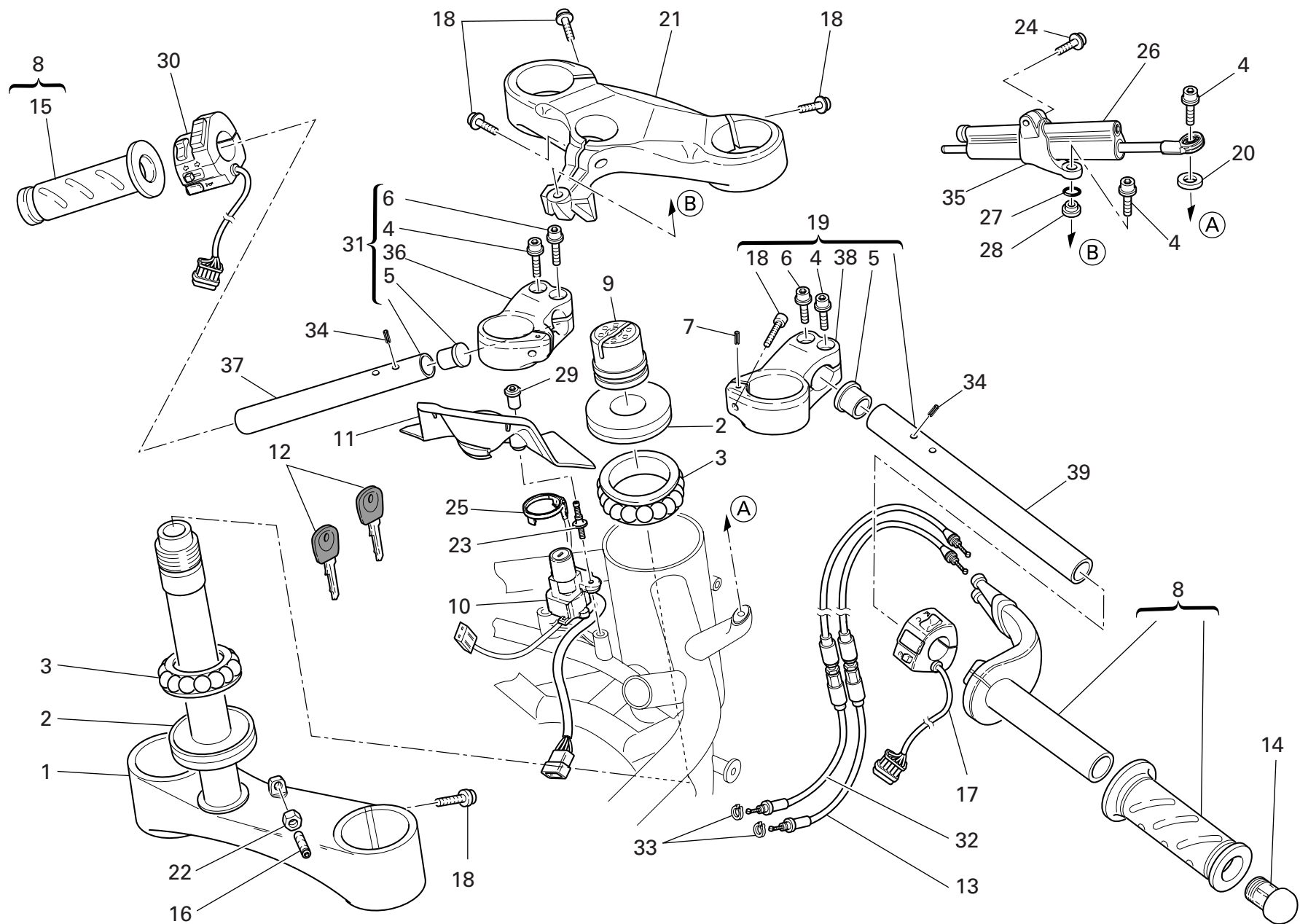
DRAWING 020 FRONT HEADLIGHT & INSTR. PANEL

NOTES NO.	CODE NO.	DESCRIPTION	VALIDITY	Q.TY 
1	520.1.015.1A	Headlight		1
2	764.1.090.1A	Rubber pad		3
3	829.2.943.1A	Headlight holder (GOLD)		1
4	771.5.723.8B	Screw		2
5	772.5.031.1B	Screw		2
6	716.1.022.1B	Spacer		2
7	390.4.019.1A	Bulb 12V-6W		2
8	406.1.060.1A	Complete instrument panel		1
9	700.1.043.1A	Spacer		3
10	748.4.038.1A	Nut		3
11	552.4.012.1A	Air temperature sensor		1
12	764.1.097.1A	Rubber pad		1
13	390.4.020.1A	Bulb 12V-55W		2
14	390.4.022.1A	Cover		2
15	462.4.046.1A	Spring washer		3
16	460.1.276.1A	Instrument panel cover		1

NOTES NO.	CODE NO.	DESCRIPTION	VALIDITY	Q.TY 
-----------	----------	-------------	----------	--

DRAWING 021


HALF-HANDLEBARS - SHOCK-ADSORBER



DRAWING 021 HALF-HANDLEBARS - SHOCK-ADSORBER

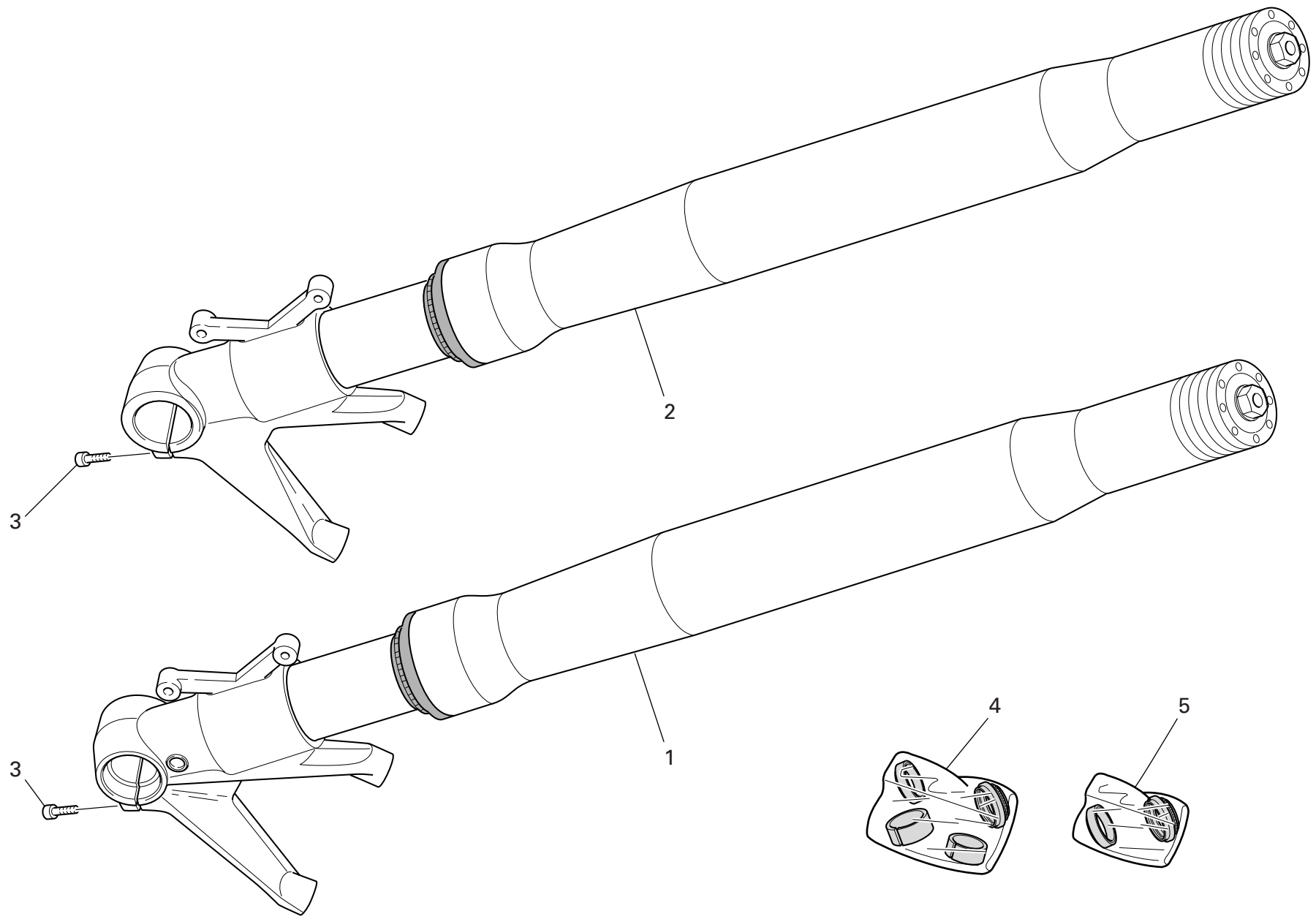
NOTES NO.	CODE NO.	DESCRIPTION	VALIDITY	Q.TY 
1	342.2.033.1A	Steering head base assembly (OHLINS)		1
2	930.1.004.1A	Seal ring		2
3	702.4.004.1A	Bearing		2
4	771.5.667.8B	Screw		4
5	872.1.048.1A	Cap		2
6	771.5.669.8B	Screw		2
7	462.4.001.1A	Spring pin		2
8	654.2.016.1A	Throttle control		1
9	703.1.013.1A	Ring nut		1
10	652.4.006.1A	Key-operated switch		1
11	460.1.263.1A	Cover		1
12	598.4.024.1A	Wrench with Transponder		2
13	656.1.071.1A	Throttle closing cable		1
14	872.1.015.1A	Cap		2
15	361.1.002.1A	Grip		1
16	779.1.298.1A	Special screw		2
17	650.4.011.1A	Switch (R.H.)		1
18	771.5.725.8B	Screw		9
19	360.2.086.1B	Handlebar (R.H.)		1
20	713.1.209.1A	Spacer		1
21	341.1.063.1A	Steering head		1
22	747.5.003.1A	Nut		2
23	771.1.050.1A	Screw		2
24	771.5.665.8B	Screw		1
25	518.4.004.2B	Antenna		1
26	364.1.003.1A	Steering damper (OHLINS)		1
27	886.5.014.1A	O-ring		1

CATALOGUE No: 915.1.257.1B
ISSUED: 12 - 06

NOTES NO.	CODE NO.	DESCRIPTION	VALIDITY	Q.TY 
28	713.1.153.1A	Spacer		1
29	750.1.149.1A	Nut		2
30	651.1.004.1A	Switch (L.H.)		1
31	360.2.087.1B	Handlebar (L.H.)		1
32	656.1.070.1A	Throttle opening cable		1
33	0170.91.730	Ring		2
34	861.5.013.1A	Spring pin		2
35	808.2.016.2A	Clamp		1
36	360.1.087.1B	Clamp (L.H.)		1
37	875.1.132.1A	Handlebar tube (L.H.)		1
38	360.1.086.1B	Clamp (R.H.)		1
39	875.1.131.1A	Handlebar tube (R.H.)		1

CATALOGUE No: 915.1.257.1B
ISSUED: 12 - 06

DRAWING 021a FRONT FORK



DRAWING

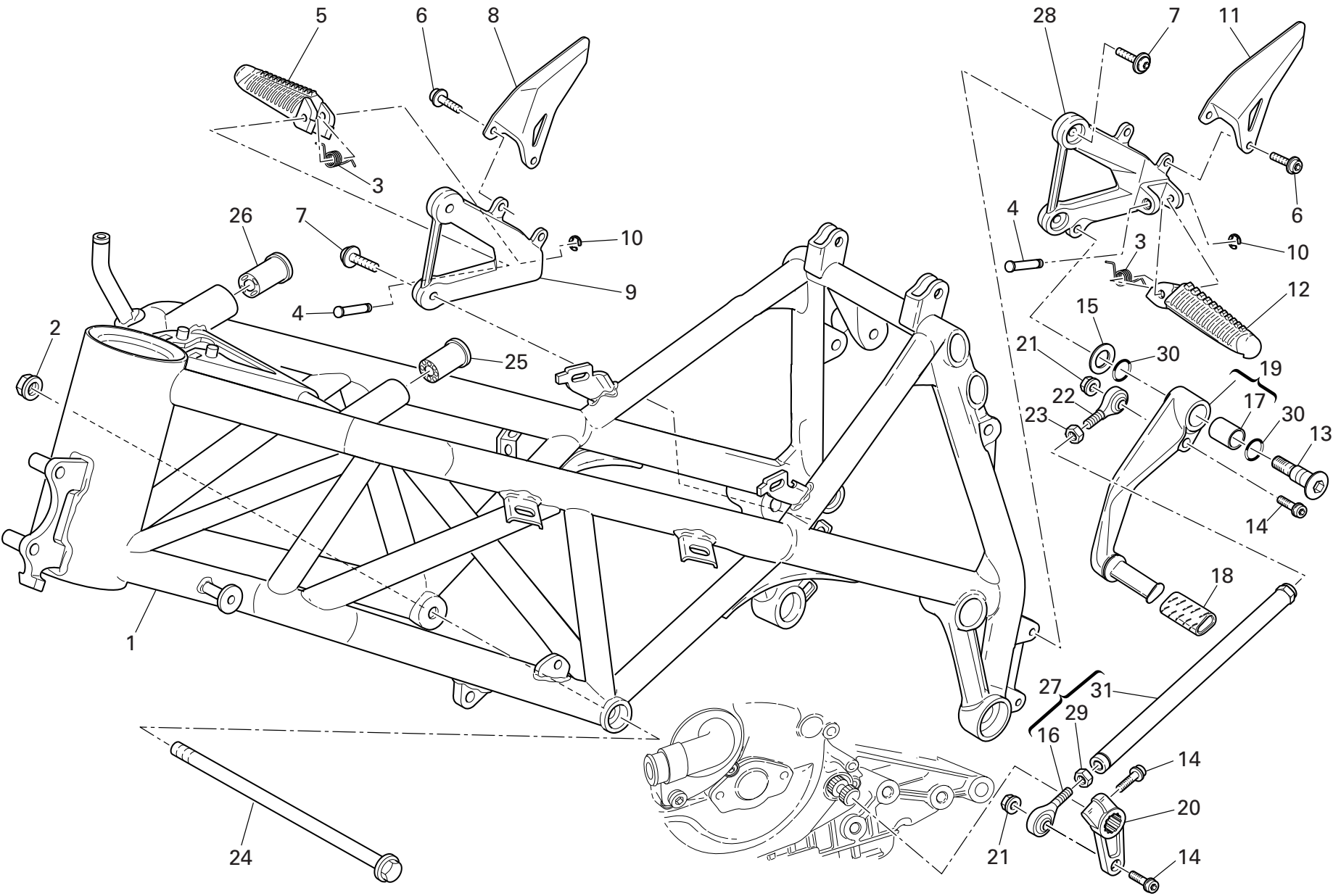
021a

FRONT FORK

NOTES NO.	CODE NO.	DESCRIPTION	VALIDITY	Q.TY
1	344.2.017.1A	L.H. fork leg assembly (OHLINS)		1
2	345.2.017.1A	R.H. fork leg assembly (OHLINS)		1
3	771.5.727.8B	Screw		4
4	349.2.039.1A	Overhaul kit		1
5	349.2.040.1A	Seat kit		1

NOTES NO.	CODE NO.	DESCRIPTION	VALIDITY	Q.TY
-----------	----------	-------------	----------	------


DRAWING 022 FRAME



DRAWING 022 FRAME

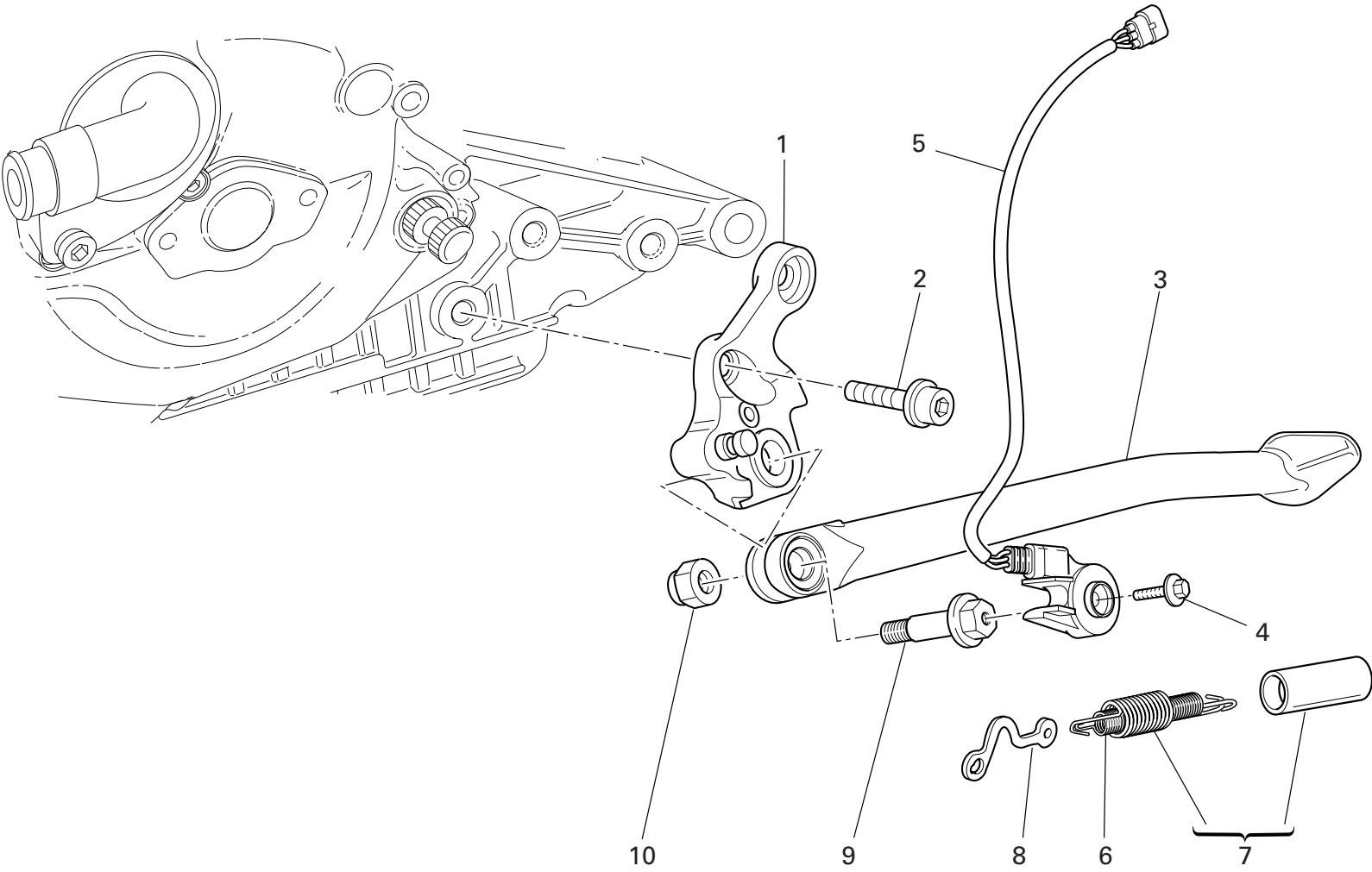
NOTES NO.	CODE NO.	DESCRIPTION	VALIDITY	Q.TY	
1	470.1.187.1BG	Frame		1	
2	748.4.002.1A	Nut		2	
3	799.1.166.1A	Spring		2	
4	821.1.051.1AB	Pin		2	
5	464.1.006.1A	Foot peg (front) (R.H.)		1	
6	771.5.637.8B	Screw		4	
7	772.1.077.1A	Screw		4	
8	247.1.300.1B	Protection (front) (R.H.)		1	
9	824.1.123.1A	Foot peg holder plate (front) (R.H.)		1	
10	884.5.003.1A	Ring		2	
11	247.1.299.1B	Protection (front) (L.H.)		1	
12	464.1.005.1A	Foot peg (front) (L.H.)		1	
13	821.1.170.1A	Pin		1	
14	771.5.667.8B	Screw		3	
15	852.1.151.1A	Washer		1	
16	848.5.001.1A	Ball joint		1	
17	712.1.034.1A	Bush		1	
18	764.1.011.2A	Rubber pad		1	
19	456.2.047.1A	Gearchange lever		1	
20	456.1.046.1B	Gearchange control lever		1	
21	749.4.004.1A	Nut		2	
22	848.5.002.1A	Ball joint		1	
23	747.5.010.1A	Nut		1	
24	779.1.484.1B	Special screw		2	
25	764.1.051.1A	Rubber pad		1	
26	764.1.050.1A	Rubber pad		1	
27	117.2.084.1A	Gearbox transmission rod assembly		1	

CATALOGUE No: 915.1.257.1B
ISSUED: 12 - 06

NOTES NO.	CODE NO.	DESCRIPTION	VALIDITY	Q.TY	
28	824.1.122.1A	Foot peg holder plate (front) (L.H.)		1	
29	747.5.001.1AB	Nut		1	
30	0000.01199	O-ring		2	
31	117.1.088.1A	Gearbox transmission rod		1	

CATALOGUE No: 915.1.257.1B
ISSUED: 12 - 06


DRAWING 022a STAND



DRAWING

022a

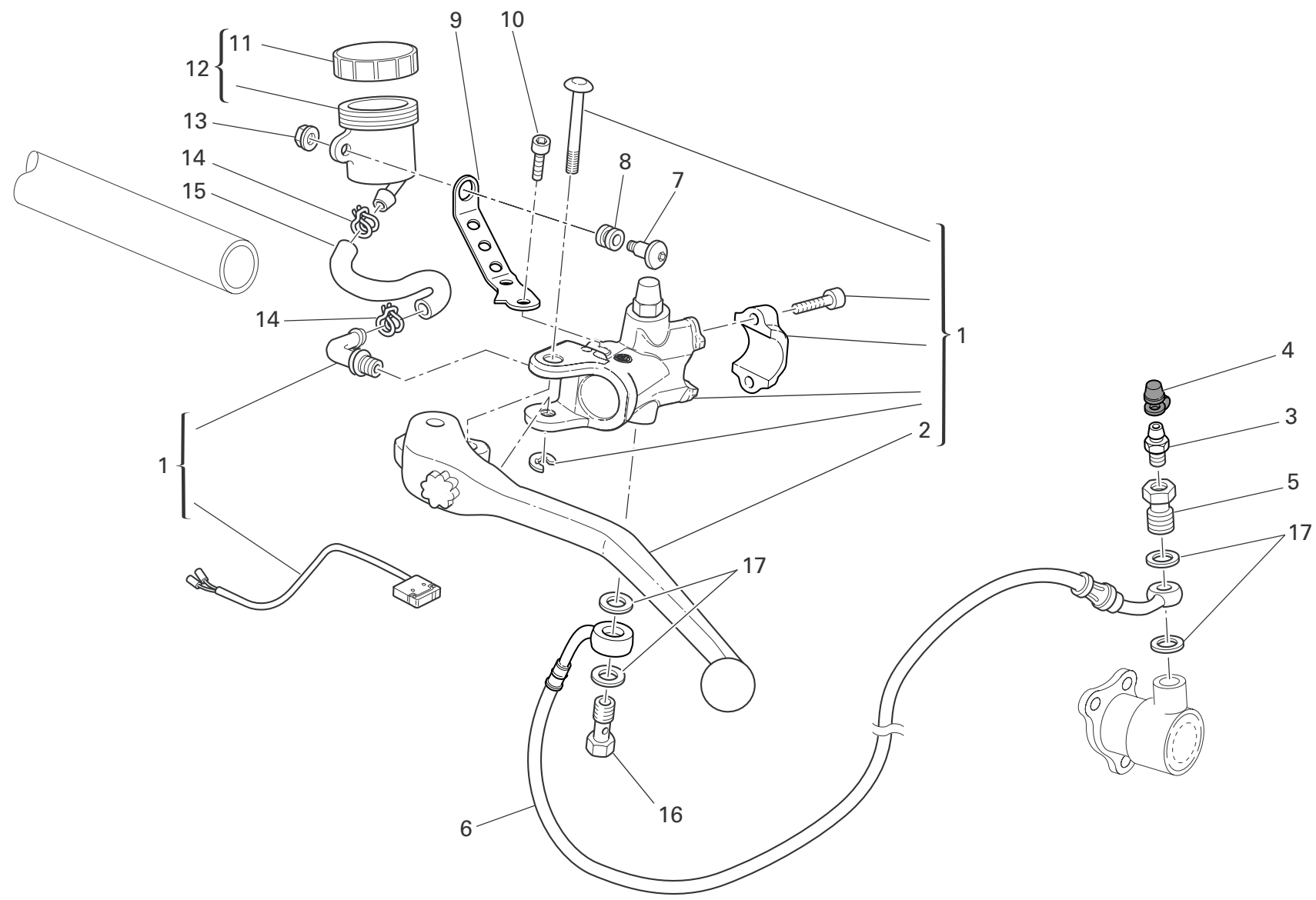
STAND

NOTES NO.	CODE NO.	DESCRIPTION	VALIDITY	Q.TY
				
1	556.2.034.1A	Plate		1
2	771.1.043.1A	Screw		2
3	556.1.046.1A	Side stand		1
4	779.4.005.2A	Screw		1
5	539.1.022.1A	Switch		1
6	799.1.158.1A	Inner spring		1
7	799.2.159.1A	Complete spring		1
8	829.1.260.2A	Plate		1
9	821.1.103.1A	Pin		1
10	750.1.048.1A	Nut		1


NOTES NO.	CODE NO.	DESCRIPTION	VALIDITY	Q.TY
				

DRAWING 023

CLUTCH CONTROL

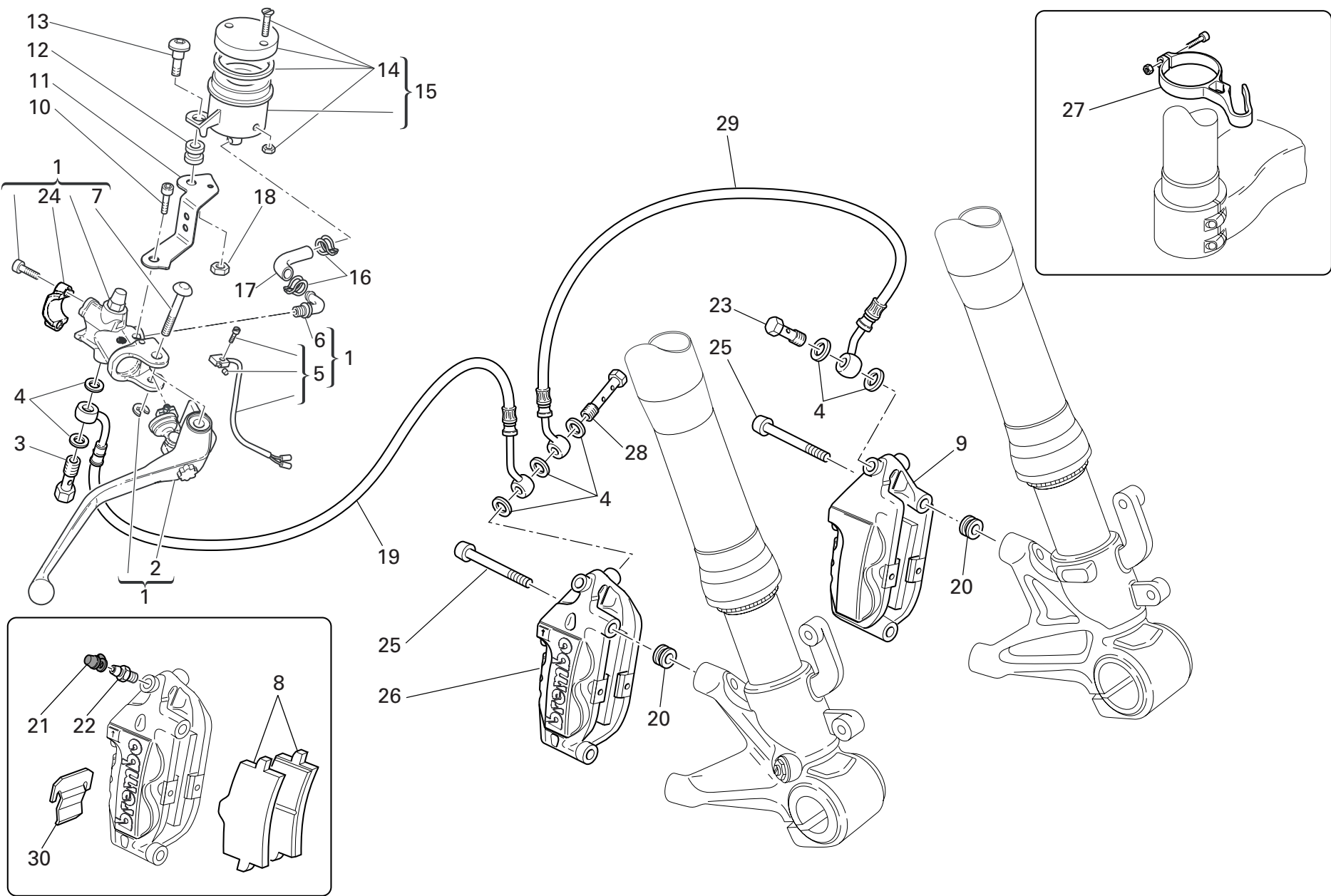


DRAWING 023 CLUTCH CONTROL

NOTES NO.	CODE NO.	DESCRIPTION	VALIDITY	Q.TY
				
1	630.4.035.1A	Clutch drive pump		1
2	631.4.034.1A	Clutch control lever		1
3	187.1.002.1A	Bleed		1
4	612.4.005.1A	Dust seal		1
5	779.1.082.1AB	Special screw		1
6	632.1.039.1A	Clutch control pipe (METAL PLAITED)		1
7	779.1.092.1A	Screw		1
8	0370.72.020	Vibration damper pad		1
9	829.1.945.1A	Bracket		1
10	779.5.059.1A	Screw		1
11	893.4.005.1A	Cap		1
12	0000.61078	Complete oil tank		1
13	8000.56443	Nut		1
14	741.4.043.1A	Hose guide		2
15	877.1.113.1A	Tube		1
16	779.1.366.1AB	Special screw		1
17	852.5.024.1A	Gasket th.1		4

NOTES NO.	CODE NO.	DESCRIPTION	VALIDITY	Q.TY
				


DRAWING 024 FRONT BRAKE



DRAWING 024 FRONT BRAKE

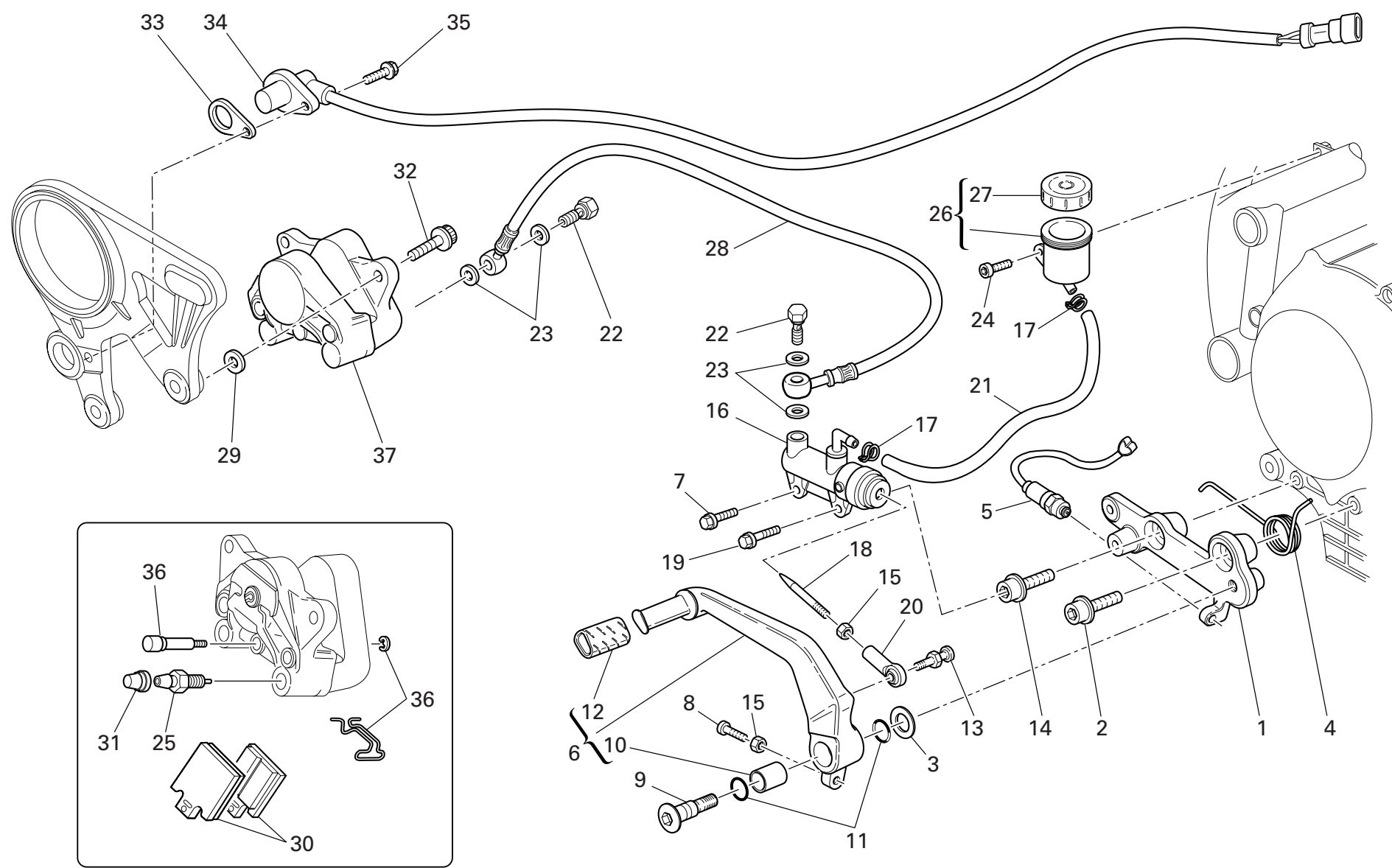
NOTES NO.	CODE NO.	DESCRIPTION	VALIDITY	Q.TY
				
1	624.4.046.1A	Front brake pump		1
2	631.4.033.1A	Brake control lever		1
3	779.1.415.1A	Special screw		1
4	852.5.024.1A	Gasket th.1		7
5	539.4.035.1A	Microswitch		1
6	631.4.008.1A	Spare union		1
7	626.4.032.1A	Pin		1
8	613.4.079.1A	Pads pair		1
9	610.4.090.1A	L.H. brake caliper		1
10	779.5.059.1A	Screw		1
11	829.1.946.1A	Bracket		1
12	0370.72.020	Vibration damper pad		1
13	779.1.092.1A	Screw		1
14	0000.68490	Spare cap		1
15	0000.66181	Complete oil tank		1
16	741.4.043.1A	Hose guide		2
17	877.1.114.1A	Tube		1
18	8000.56443	Nut		1
19	618.4.074.1A	Caliper pump pipe (METAL PLAITED)		1
20	713.1.364.1A	Spacer		4
21	612.4.005.1A	Dust seal		2
22	187.1.002.1A	Bleed		2
23	779.1.397.1A	Special screw		1
24	626.4.044.1A	Bracket		1
25	779.1.331.1E	Screw		4
26	610.4.091.1A	R.H. brake caliper		1
27	741.1.035.1A	Clamp		1

CATALOGUE No: 915.1.257.1B
ISSUED: 12 - 06

NOTES NO.	CODE NO.	DESCRIPTION	VALIDITY	Q.TY
				
28	779.1.465.1A	Special screw		1
29	618.4.075.1A	Front brake line		1
30	612.4.037.1A	Spring		1

CATALOGUE No: 915.1.257.1B
ISSUED: 12 - 06


DRAWING 025 REAR BRAKE



DRAWING 025 REAR BRAKE

NOTES NO.	CODE NO.	DESCRIPTION	VALIDITY	Q.TY 
1	829.1.942.1A	Plate		1
2	771.5.754.8B	Screw		1
3	852.1.151.1A	Washer		1
4	799.1.256.1A	Spring		1
5	539.4.003.1B	Switch		1
6	457.2.042.1A	Brake control lever		1
7	772.1.060.1A	Screw		1
8	779.1.237.1B	Adjusting screw		1
9	821.1.170.1A	Pin		1
10	712.1.034.1A	Bush		1
11	0000.01199	O-ring		2
12	764.1.011.2A	Rubber pad		1
13	821.1.273.1A	Pin		1
14	779.1.493.1A	Special screw		1
15	747.5.003.1A	Nut		2
16	625.4.018.1B	Rear brake pump		1
17	741.4.043.1A	Hose guide		2
18	117.1.044.1A	Adjuster rod		1
19	772.1.063.1A	Screw		1
20	184.1.010.1A	Ball joint		1
21	877.1.091.1A	Tube		1
22	779.1.366.1AB	Special screw		2
23	852.5.024.1A	Gasket th.1		4
24	779.5.024.1A	Screw		1
25	631.4.016.1A	Bleed		1
26	0000.61060	Complete oil tank		1
27	893.4.005.1A	Cap		1

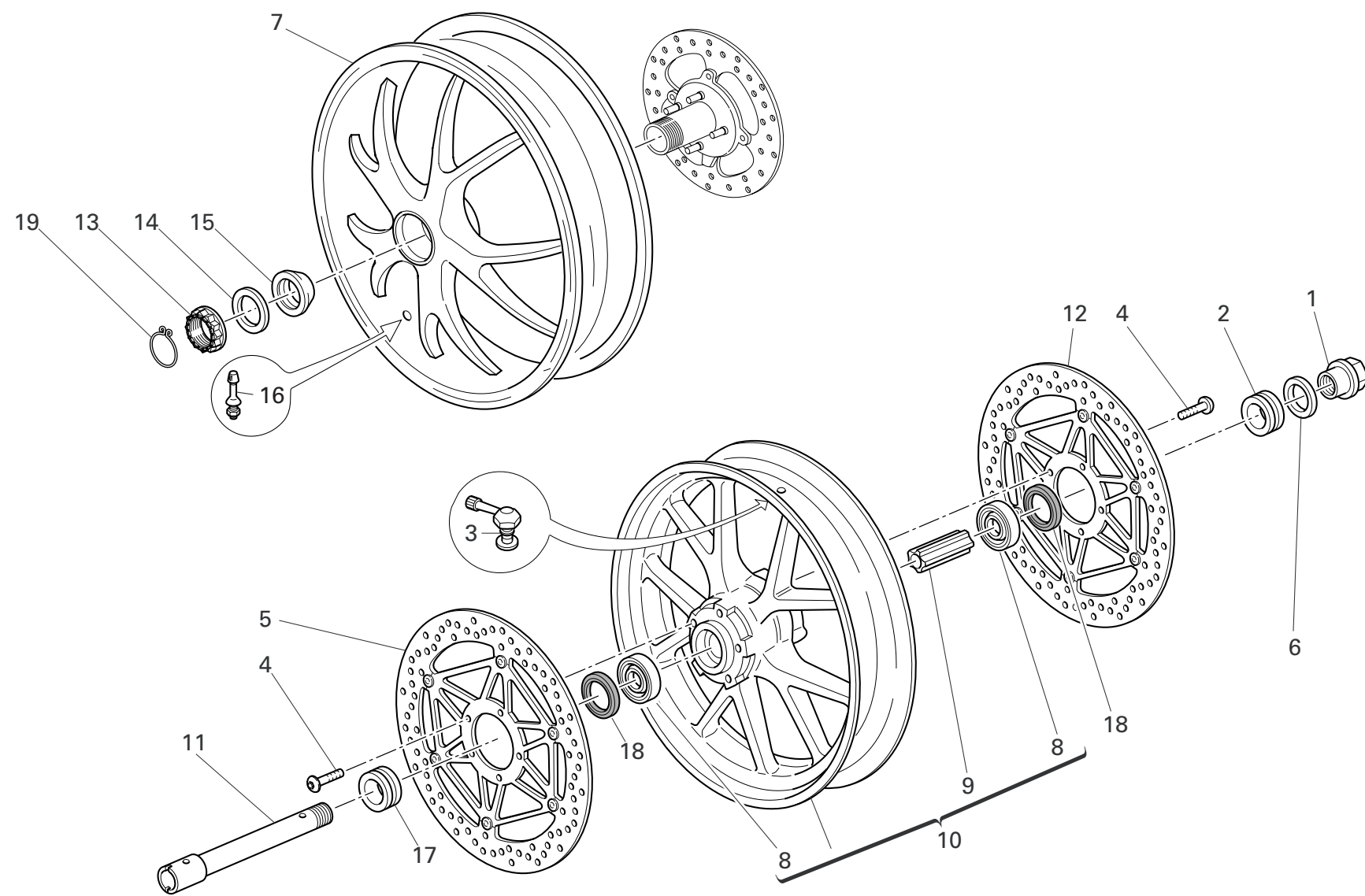
CATALOGUE No: 915.1.257.1B
ISSUED: 12 - 06

NOTES NO.	CODE NO.	DESCRIPTION	VALIDITY	Q.TY 
28	619.4.034.1A	Rear brake line (METAL PLAITED)		1
29	852.1.203.1A	Washer		2
30	613.4.038.1A	Pads pair		1
31	612.4.008.1A	Dust seal		1
32	771.5.723.8B	Screw		2
33	713.1.192.1A	Spacer		1
34	552.4.037.1B	Sensor		1
35	772.5.029.1A	Screw		1
36	612.4.016.1A	Spare pins and spring		1
37	611.4.029.1B	Rear brake caliper		1


CATALOGUE No: 915.1.257.1B
ISSUED: 12 - 06

DRAWING 026

FRONT AND REAR WHEELS

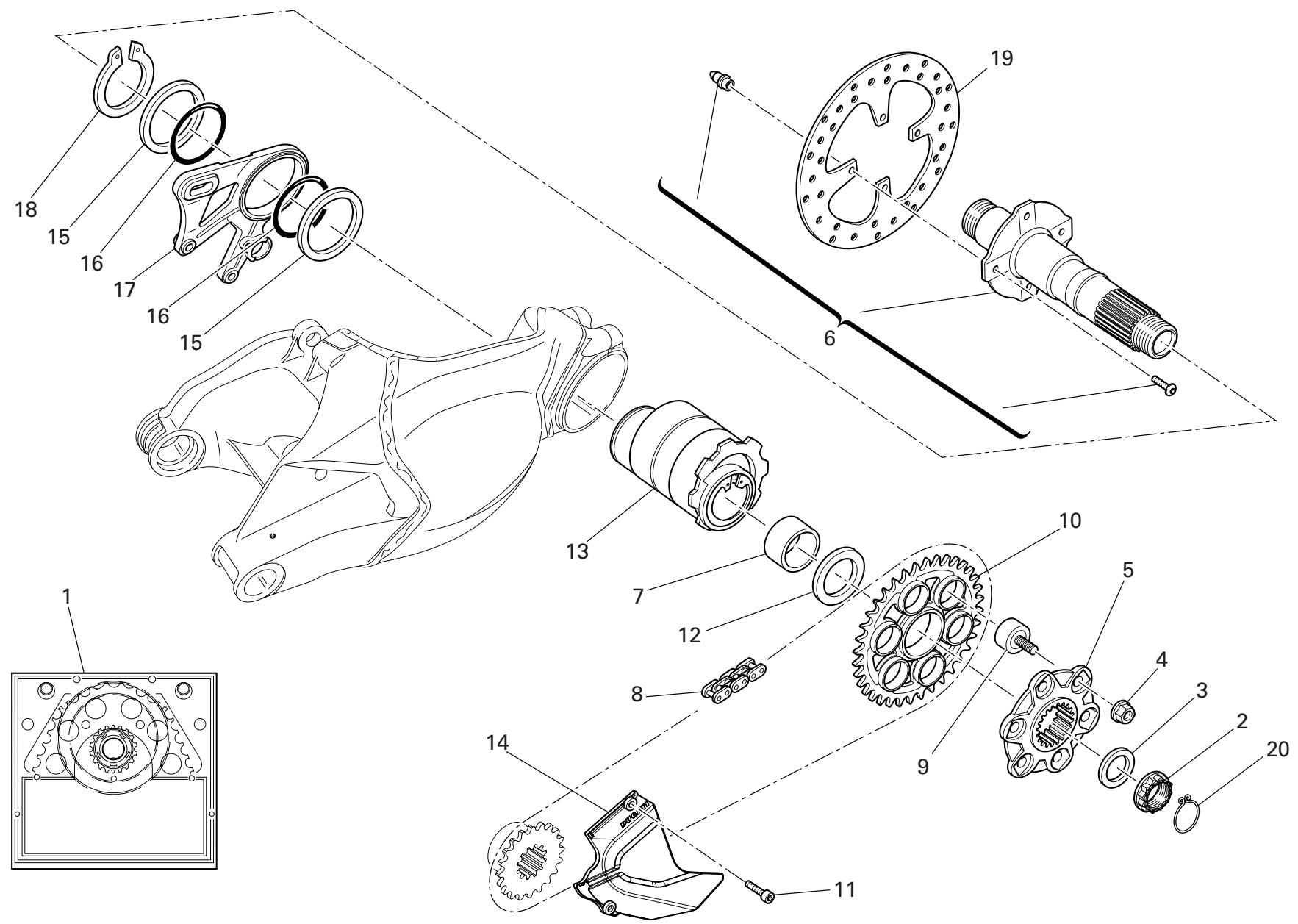


DRAWING 026 FRONT AND REAR WHEELS

NOTES NO.	CODE NO.	DESCRIPTION	VALIDITY	Q.TY
				
1	748.1.065.1A	Nut		1
2	713.1.197.3A	L.H. spacer		1
3	497.2.001.2A	Valve		1
4	779.1.399.1A	Screw		10
5	492.4.090.1A	Brake disc (R.H.)		1
6	852.1.222.1A	Washer		1
7	502.2.125.1AG	Rear wheel rim (GOLD)		1
8	702.5.045.1A	Bearing		2
9	714.1.047.1A	Inner spacer		1
10	501.2.115.1AG	Wheel rim (GOLD)		1
11	819.1.060.1A	Wheel spindle (front)		1
12	492.4.089.1A	Brake disc (L.H.)		1
13	750.1.140.1A	Nut		1
14	852.1.221.1A	Washer		1
15	714.1.074.1A	Spacer		1
16	497.2.003.1A	Valve		1
17	713.1.196.1A	R.H. spacer		1
18	930.4.052.1A	Seal ring		2
19	759.1.014.1A	Clip		1

NOTES NO.	CODE NO.	DESCRIPTION	VALIDITY	Q.TY
				


DRAWING 026a REAR WHEEL PIN



DRAWING

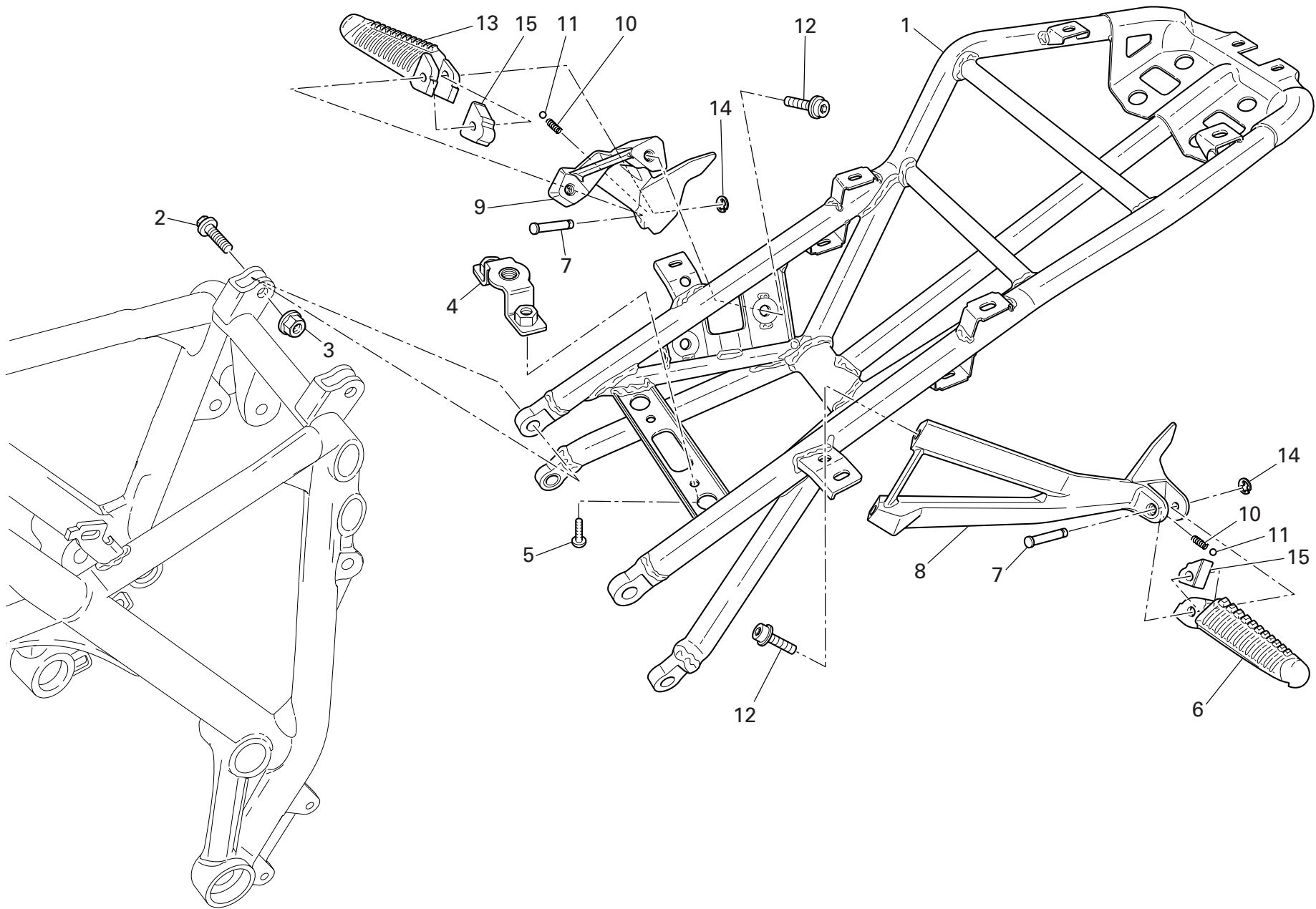
026a

REAR WHEEL PIN


NOTES NO.	CODE NO.	DESCRIPTION	VALIDITY	Q.TY
				
1	676.2.067.1A	Final drive kit		1
2	750.1.140.1A	Nut		1
3	852.1.221.1A	Washer		1
4	748.1.046.1A	Nut		6
5	160.1.369.1B	Rear sprocket flange		1
6	819.2.063.1A	Wheel spindle (rear)		1
7	881.1.054.1A	Inner ring		1
8	676.4.046.1A	Chain		1
9	700.1.056.1A	Rubber cush drive hub		6
10	494.1.120.2A	Ring gear z=38		1
11	773.5.065.8B	Screw		2
12	714.1.075.1A	Spacer		1
13	756.2.007.1A	Hub		1
14	460.1.255.1A	Chain cover		1
15	852.1.217.1A	Washer		2
16	886.4.124.1A	O-ring		2
17	825.1.036.1A	Caliper holder plate		1
18	884.4.051.1A	Circlip		1
19	492.1.004.1A	Rear brake disc		1
20	759.1.014.1A	Clip		1

NOTES NO.	CODE NO.	DESCRIPTION	VALIDITY	Q.TY
				

DRAWING 027 REAR FRAME

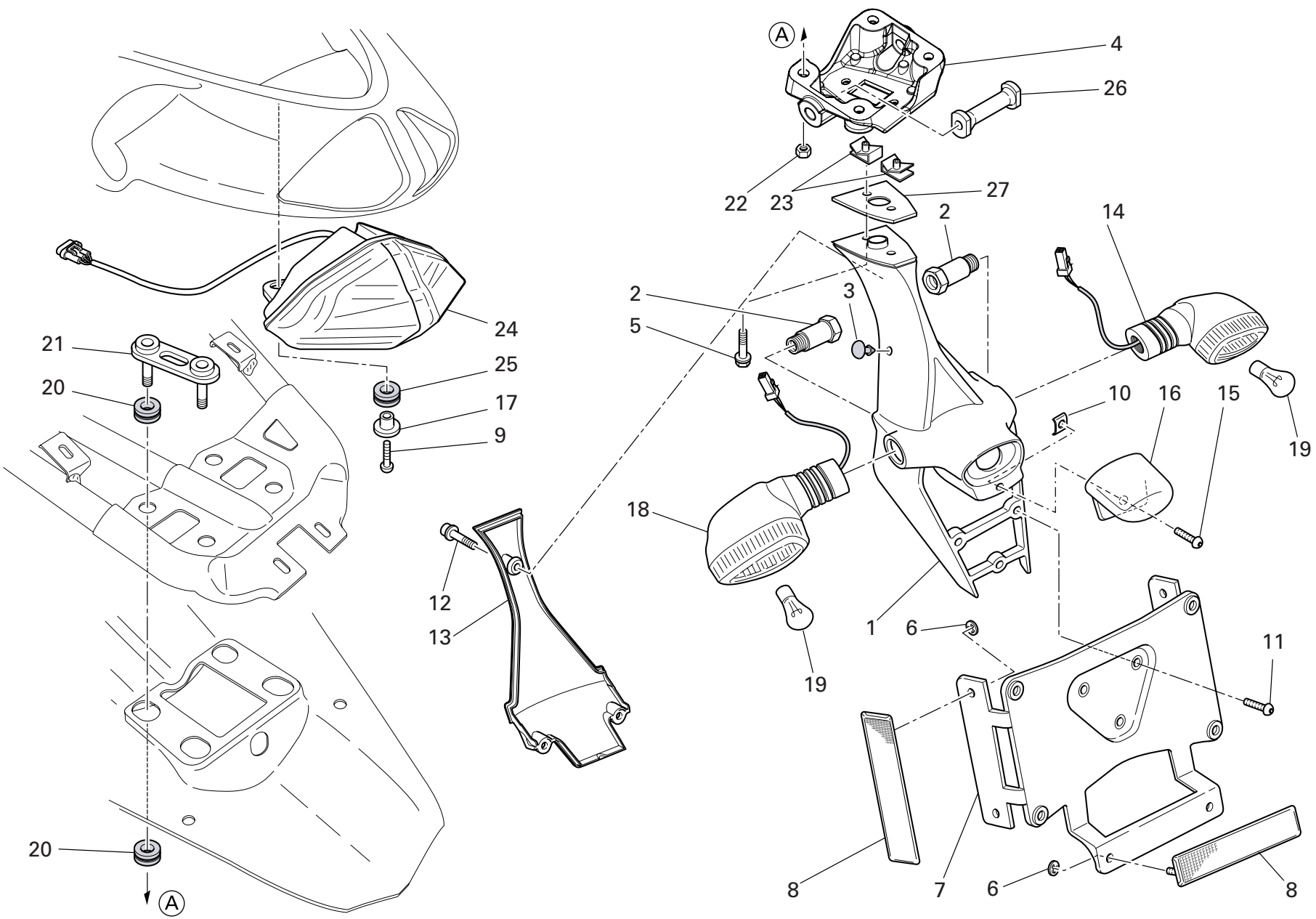


DRAWING 027 REAR FRAME


NOTES NO.	CODE NO.	DESCRIPTION	VALIDITY	Q.TY
				
1	470.1.190.2AG	Rear frame		1
2	772.1.087.1A	Screw		4
3	748.1.044.1A	Nut		4
4	830.1.418.1A	Bracket		1
5	772.1.050.1C	Screw		2
6	464.1.005.1A	Foot peg (rear) (L.H.)		1
7	821.1.051.1AB	Pin		2
8	824.1.125.1A	Foot peg holder plate (L.H.)		1
9	824.1.124.1A	Foot peg holder plate (R.H.)		1
10	799.1.024.1A	Spring		2
11	847.4.002.1A	Ball		2
12	772.5.036.1AB	Screw		4
13	464.1.006.1A	Foot peg (rear) (R.H.)		1
14	884.5.003.1A	Ring		2
15	696.1.012.1A	Block		2

NOTES NO.	CODE NO.	DESCRIPTION	VALIDITY	Q.TY
				

DRAWING 027a NUMBER PLATE HOLDER



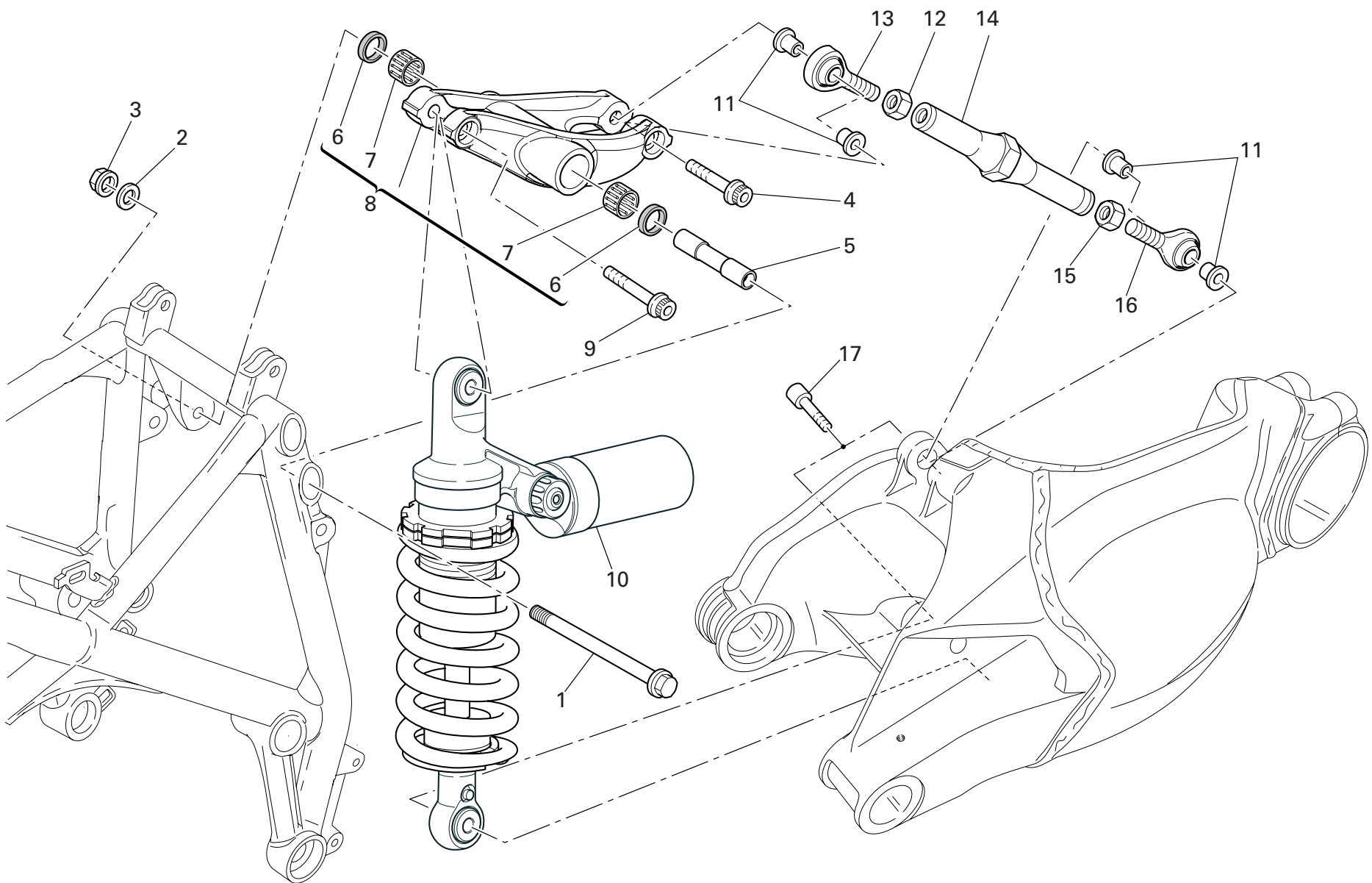
DRAWING 027a NUMBER PLATE HOLDER

NOTES NO.	CODE NO.	DESCRIPTION	VALIDITY	Q.TY 
1	561.1.025.1A	Number plate holder		1
2	750.1.150.1A	Nut		2
3	866.1.075.1A	Pad		2
4	829.1.947.1A	Holder		1
5	771.1.039.1A	Screw		2
6	850.4.052.1A	Quik fastening		6
7	561.1.027.1A	Plate		1
8	529.1.010.1A	Reflector		3
9	775.1.011.1B	Screw		2
10	850.4.102.1A	Quik fastening		1
11	775.5.013.1A	Screw		3
12	771.5.639.8B	Screw		3
13	247.1.306.1A	Cover		1
14	530.1.021.1B	Turn indicator (rear) (R.H.)		1
15	775.5.001.3C	Screw		1
16	525.1.031.1A	Number plate light		1
17	716.1.143.1A	Spacer		2
18	530.1.020.1B	Turn indicator (rear) (L.H.)		1
19	390.4.021.1A	Bulb		2
20	764.1.098.1A	Vibration damper pad		8
21	827.1.431.1A	Flange		2
22	749.4.031.1A	Nut		4
23	850.4.038.1A	Quik fastening		2
24	525.1.032.1B	Tail light		1
25	764.1.090.1A	Rubber pad		2
26	713.1.373.1A	Spacer		1
27	827.1.442.1A	Plate		1

NOTES NO.	CODE NO.	DESCRIPTION	VALIDITY	Q.TY 
-----------	----------	-------------	----------	--

DRAWING 028


REAR SUSPENSION



DRAWING

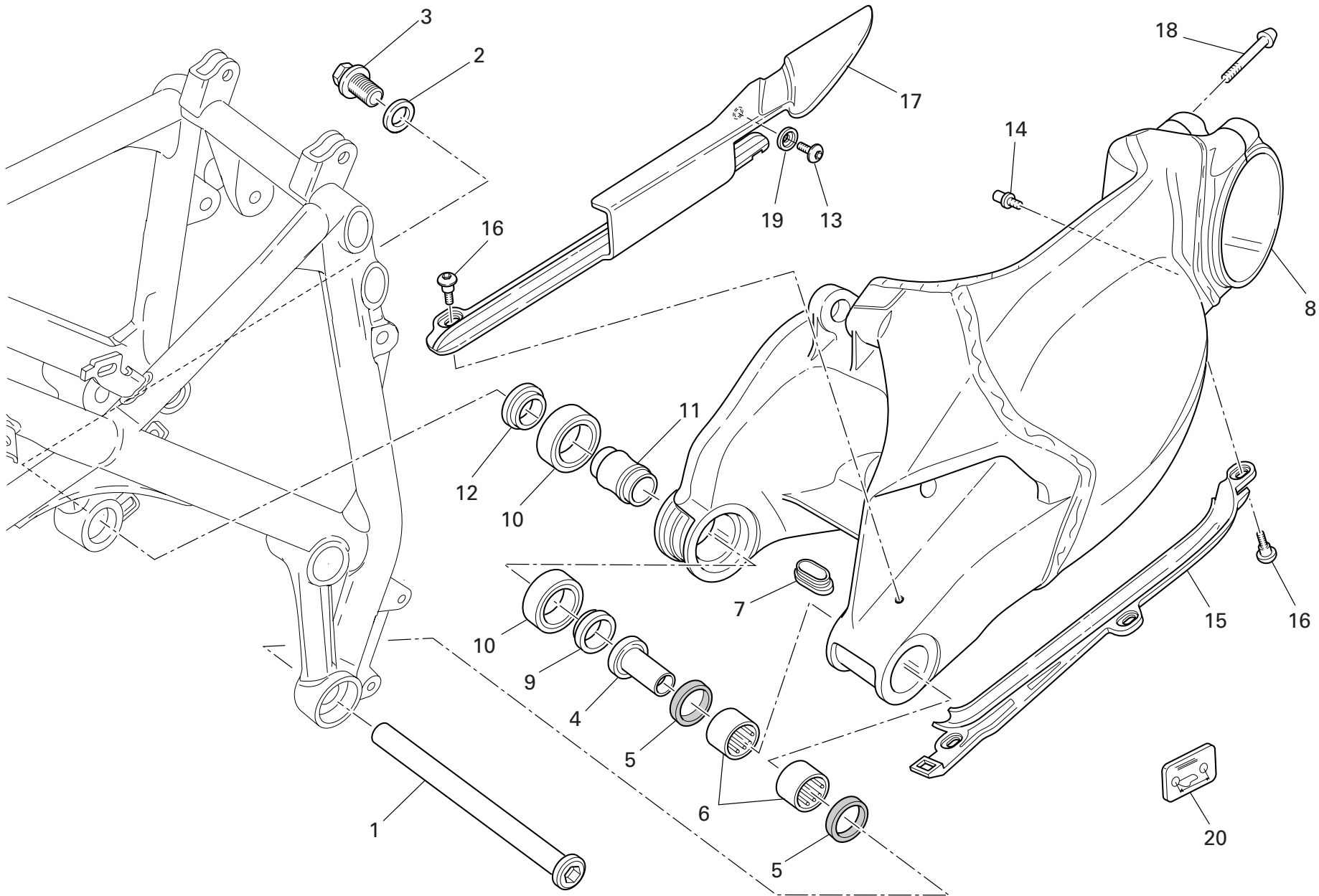
028

REAR SUSPENSION

NOTES NO.	CODE NO.	DESCRIPTION	VALIDITY	Q.TY
				
1	771.1.031.1A	Screw		1
2	713.1.239.1A	Washer		1
3	748.4.037.1AB	Nut		1
4	771.5.937.8B	Screw		1
5	715.1.003.1A	Spacer		1
6	930.4.011.1A	Seal ring		2
7	701.4.004.1A	Needle bearing		2
8	372.2.062.1A	Rocker assembly		1
9	771.5.938.8B	Screw		1
10	365.2.075.1A	Shock absorber (OHLINS)		1
11	710.1.132.1A	Bush		4
12	750.1.021.1A	Nut		1
13	848.4.026.1A	Ball joint		1
14	875.1.128.1A	Tie rod		1
15	750.1.022.1A	Nut		1
16	848.4.027.1A	Ball joint		1
17	779.1.504.1A	Screw		2

NOTES NO.	CODE NO.	DESCRIPTION	VALIDITY	Q.TY
				


DRAWING 028a SWINGING ARM



DRAWING

028a

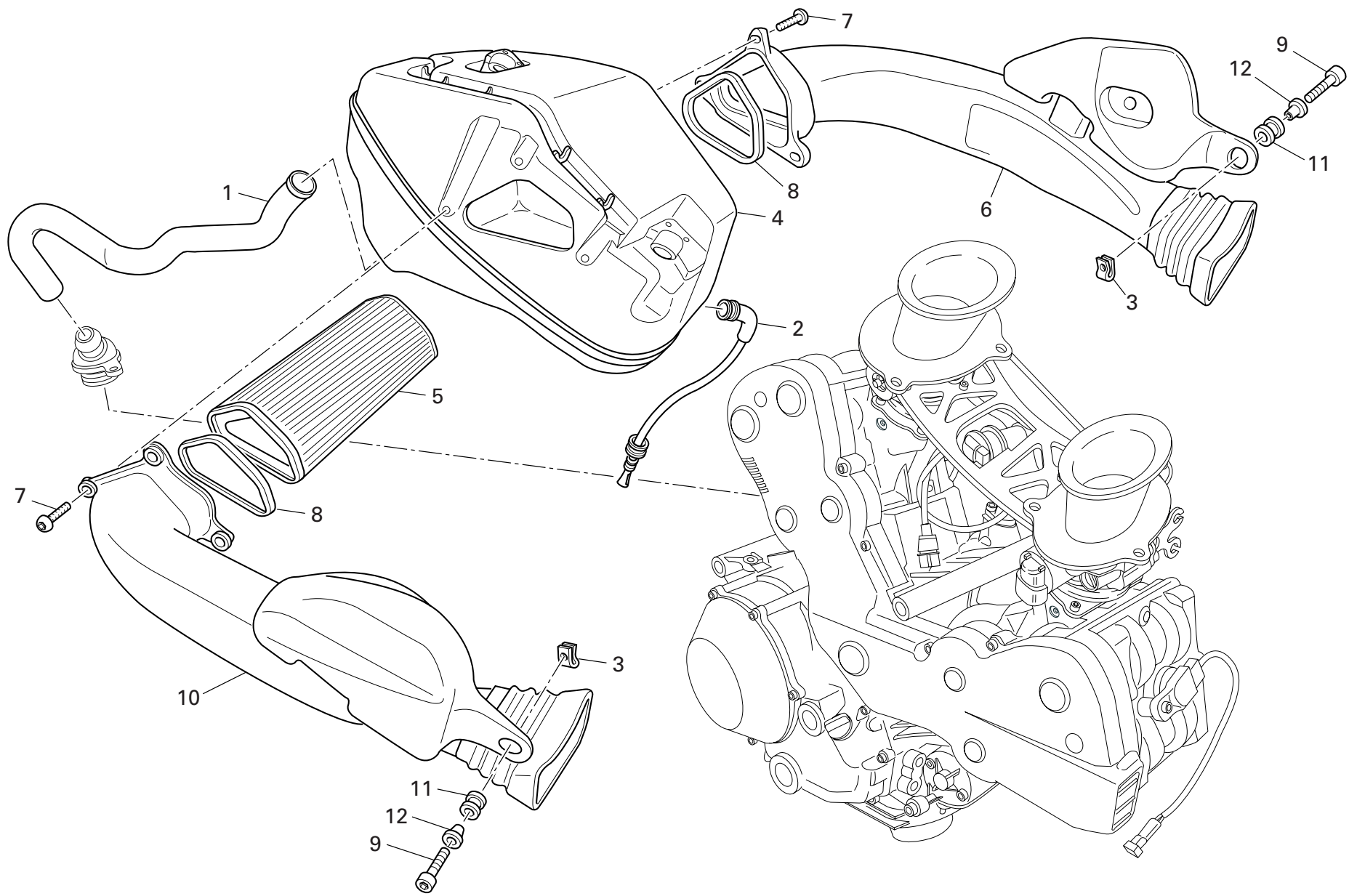
SWINGING ARM

NOTES NO.	CODE NO.	DESCRIPTION	VALIDITY	Q.TY
				
1	369.1.120.1A	Swingarm pivot		1
2	852.1.216.1A	Washer		1
3	772.1.078.1A	Nut		1
4	710.1.109.1A	Bush		1
5	930.5.012.1A	Seal ring		2
6	701.4.017.1A	Needle bearing		2
7	872.1.054.1A	Cap		1
8	370.2.076.1C	Complete swingarm		1
9	712.1.029.1A	Spacer		1
10	702.5.045.1A	Bearing		2
11	713.1.187.1A	Spacer		1
12	712.1.030.1A	Spacer		1
13	775.1.019.1A	Screw		1
14	832.1.003.1C	Pin		1
15	447.1.069.1A	Lower chain sliding shoe		1
16	779.1.440.2A	Special screw		4
17	447.1.070.1A	Upper chain sliding shoer		1
18	779.1.503.1A	Screw		2
19	841.1.050.1A	Retainer		1
20	433.1.339.1A	Chain adjustment sticker		1

NOTES NO.	CODE NO.	DESCRIPTION	VALIDITY	Q.TY
				

DRAWING 029


AIR INTAKE - OIL VENT



DRAWING

029

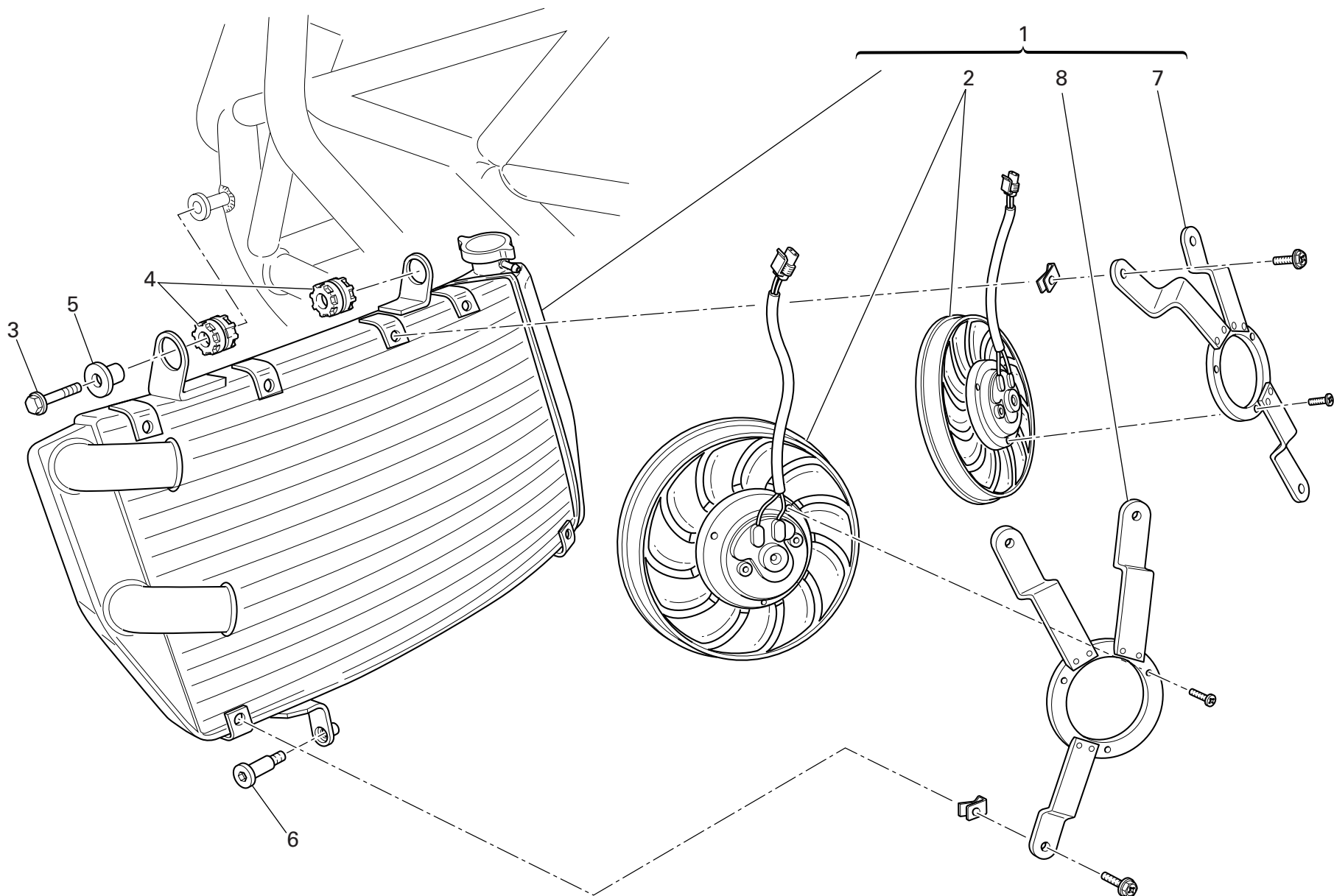
AIR INTAKE - OIL VENT

NOTES NO.	CODE NO.	DESCRIPTION	VALIDITY	Q.TY
				
1	876.1.102.1B	Exhaust pipe		1
2	877.2.005.1A	Tube		1
3	850.4.038.1A	Quik fastening		2
4	442.1.139.1B	Air filter box		1
5	426.1.020.1A	Air filter		1
6	442.1.148.1A	Air manifold (L.H.)		1
7	772.1.042.1A	Screw		6
8	788.1.098.1A	Gasket		2
9	772.5.038.1AB	Screw		2
10	442.1.149.1A	Air manifold (R.H.)		1
11	764.1.056.1B	Rubber pad		2
12	716.1.043.1B	Spacer		4

NOTES NO.	CODE NO.	DESCRIPTION	VALIDITY	Q.TY
				

DRAWING 030


WATER RADIATOR ASSY



DRAWING

030

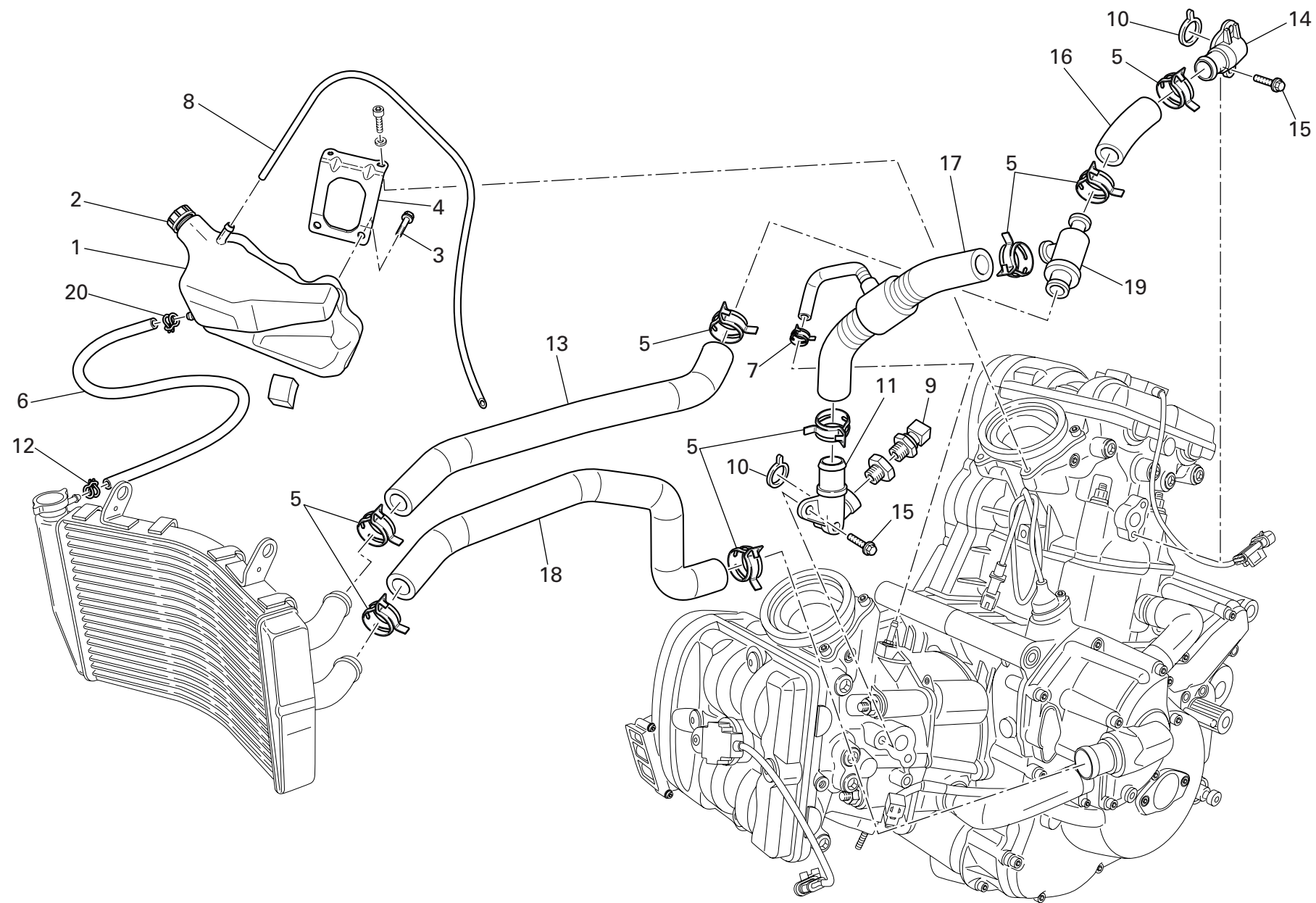
WATER RADIATOR ASSY

NOTES NO.	CODE NO.	DESCRIPTION	VALIDITY	Q.TY	
1	548.4.074.1B	Water radiator		1	
2	550.4.014.1A	Electric fan		2	
3	772.5.033.1A	Screw		1	
4	764.1.022.1A	Vibration damper pad		2	
5	713.1.304.1A	Spacer		1	
6	779.1.202.1A	Special screw		1	
7	830.1.420.1B	Bracket (R.H.)		1	
8	830.1.421.1B	Bracket (L.H.)		1	


NOTES NO.	CODE NO.	DESCRIPTION	VALIDITY	Q.TY	
-----------	----------	-------------	----------	------	---

DRAWING 031

COOLING CIRCUIT



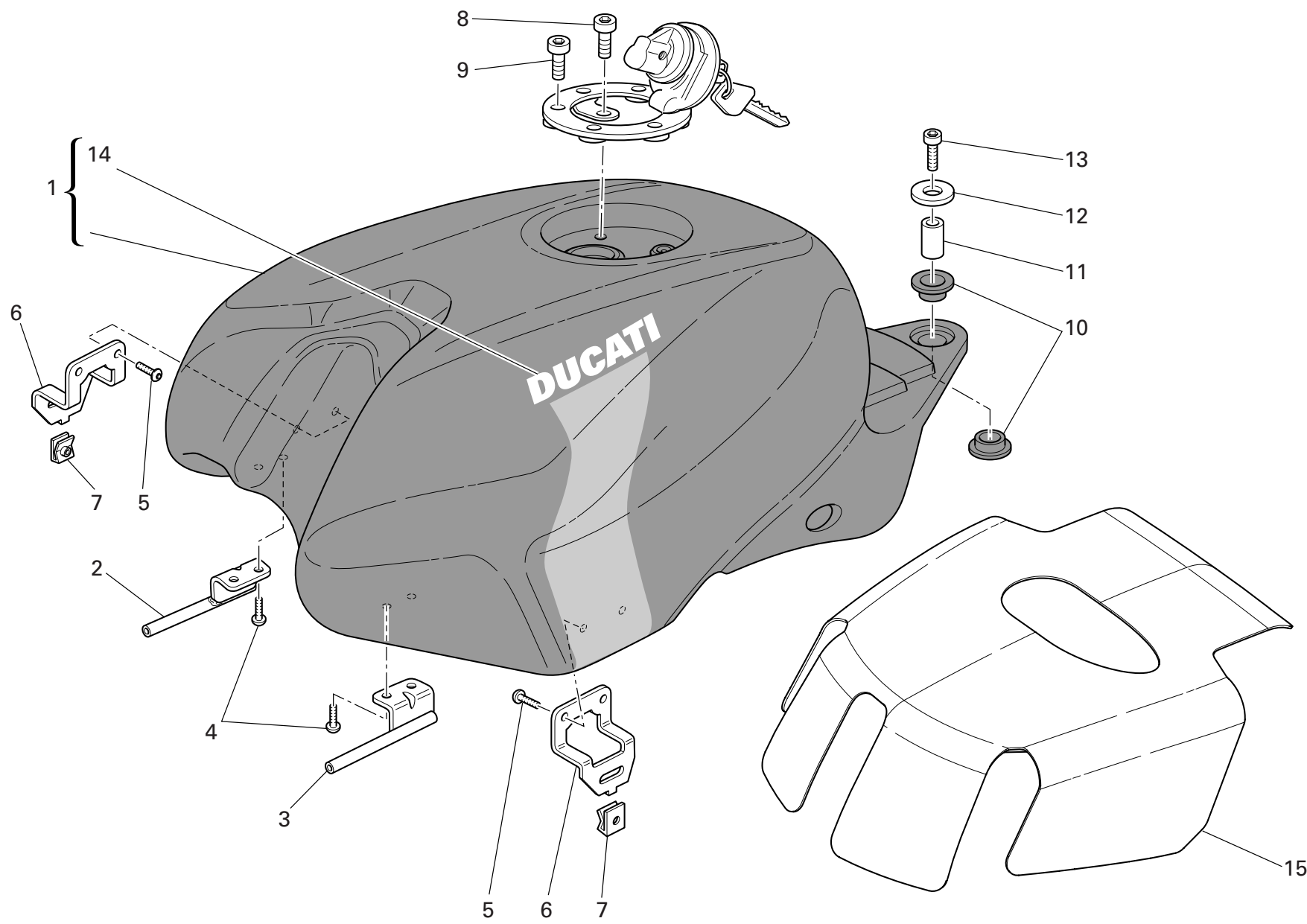
DRAWING 031 COOLING CIRCUIT

NOTES NO.	CODE NO.	DESCRIPTION	VALIDITY	Q.TY 
1	585.1.057.1A	Water tank		1
2	893.1.007.1A	Tank cap		1
3	772.5.032.1A	Screw		2
4	830.1.429.1A	Bracket		1
5	741.4.025.1A	Hose guide		8
6	934.1.005.1A	Breather pipe		1
7	741.4.001.1A	Hose guide		1
8	934.1.006.1A	Breather pipe		1
9	552.4.131.1A	Sensor		1
10	886.4.103.1A	O-ring		2
11	814.1.236.1B	Water outlet union (horizontal)		1
12	741.4.019.1A	Hose guide		1
13	800.1.152.1B	Hose		1
14	814.1.235.1A	Water outlet union (vertical)		1
15	772.1.062.1A	Screw		4
16	800.1.151.1A	Hose		1
17	800.1.150.1A	Hose		1
18	800.1.153.1B	Hose		1
19	553.4.004.1A	Thermostat		1
20	741.4.013.1B	Hose guide		1

NOTES NO.	CODE NO.	DESCRIPTION	VALIDITY	Q.TY 

DRAWING 032

FUEL TANK



DRAWING

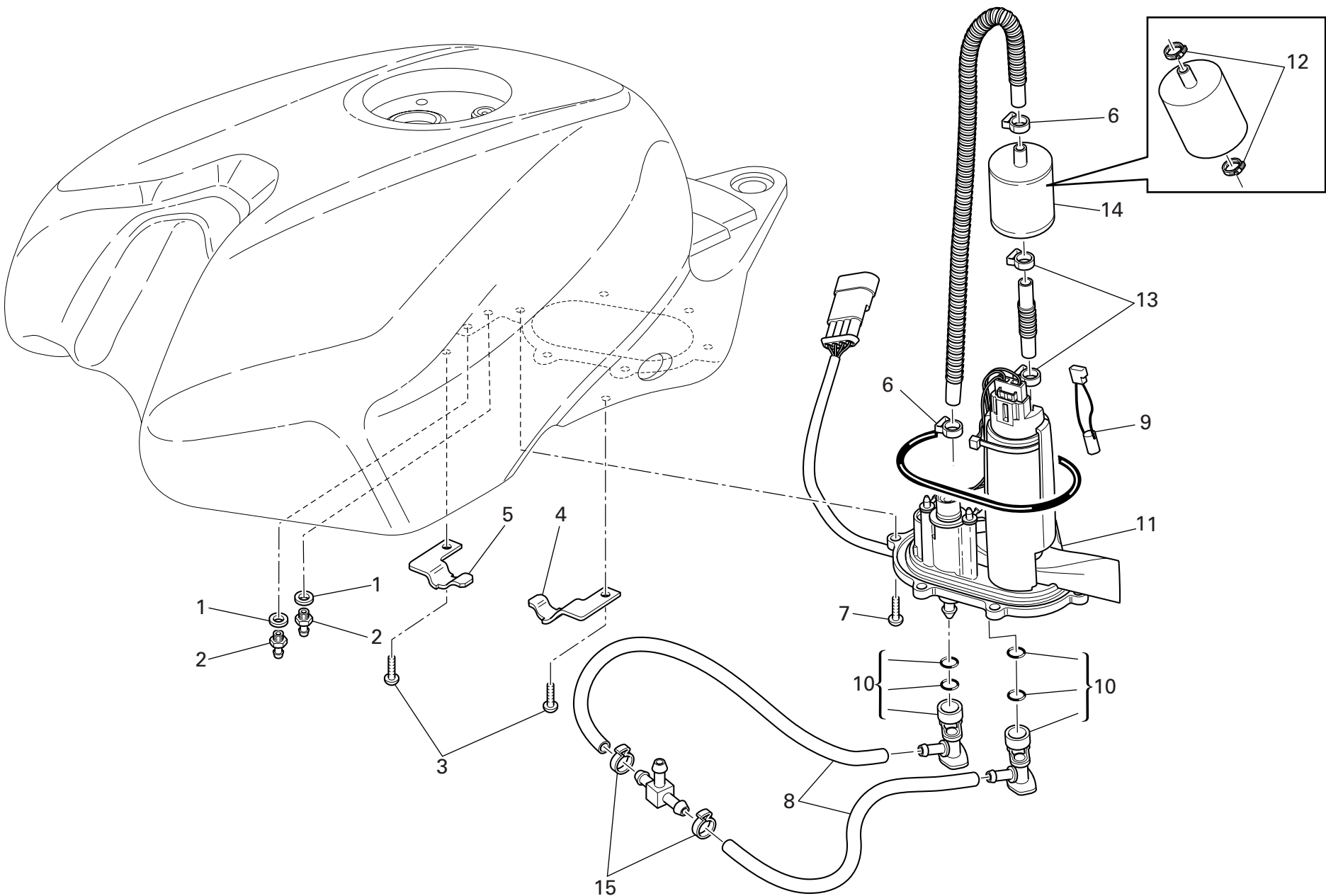
032

FUEL TANK

NOTES NO.	CODE NO.	DESCRIPTION	VALIDITY	Q.TY
1	586.1.160.1AG	Tank		1
2	587.1.051.1A	Tank front connection (R.H.)		1
3	587.1.052.1A	Tank front connection (L.H.)		1
4	771.5.663.8B	Screw		4
5	775.1.031.1B	Screw		4
6	830.1.431.1A	Holder		2
7	850.4.055.1A	Quik fastening		2
8	771.5.040.8B	Screw		1
9	771.5.045.7E	Screw		3
10	764.1.001.1A	Rubber pad		2
11	713.1.330.1A	Spacer		1
12	852.1.099.1A	Washer		1
13	771.5.728.8B	Screw		1
14	438.1.365.1AB	Sticker "DUCATI"		2
15	486.1.075.1A	Panel		1

NOTES NO.	CODE NO.	DESCRIPTION	VALIDITY	Q.TY
-----------	----------	-------------	----------	------


DRAWING 032a FUEL SYSTEM



DRAWING

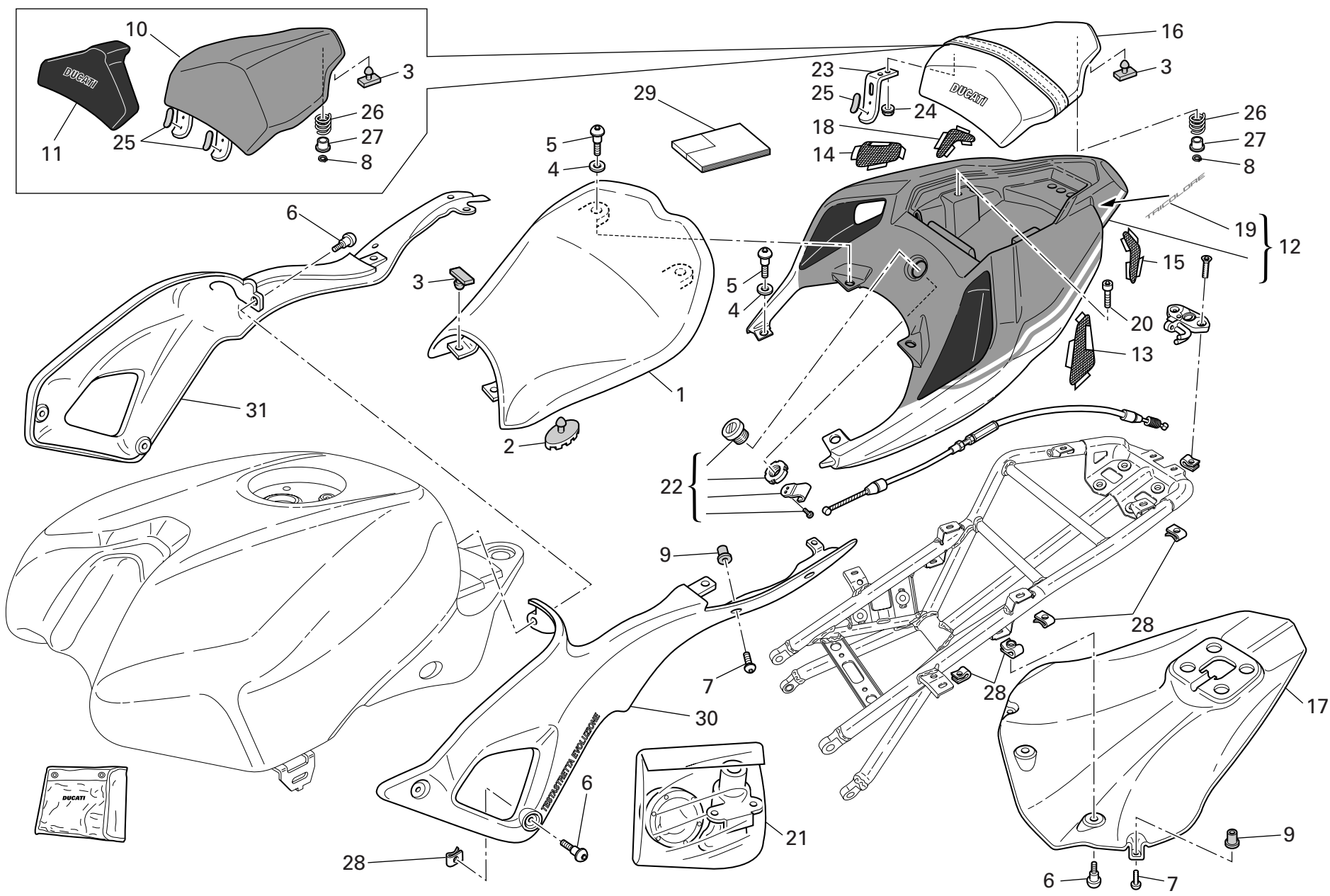
032a

FUEL SYSTEM


NOTES NO.	CODE NO.	DESCRIPTION	VALIDITY	Q.TY
				
1	886.1.013.1A	Gasket		2
2	850.1.006.1A	Union		2
3	775.1.031.1B	Screw		2
4	830.1.433.1A	Plate		1
5	830.1.432.1A	Plate		1
6	741.4.092.1A	collar		2
7	775.1.017.1B	Screw		6
8	590.1.300.1A	Tube		2
9	552.4.048.1A	Thermistor		1
10	814.4.010.1A	Quick-coupling union		2
11	160.2.366.1A	Flange		1
12	699.2.345.1A	Clamps kit		1
13	741.4.158.1A	Clamp		2
14	425.4.004.1B	Fuel filter		1
15	287.4.024.1B	Hose guide		2

NOTES NO.	CODE NO.	DESCRIPTION	VALIDITY	Q.TY
				


DRAWING 033 SEAT



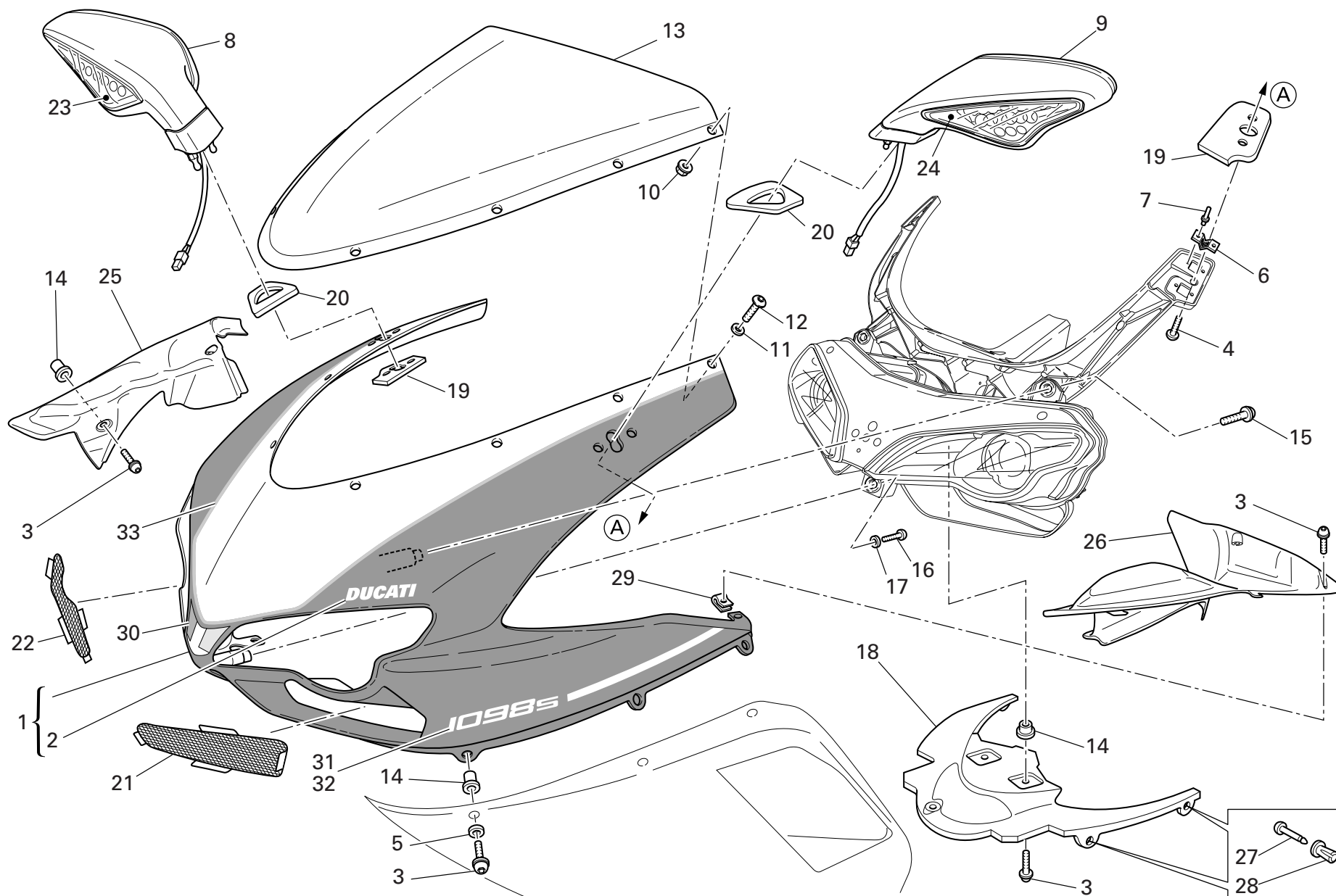
DRAWING 033 SEAT

NOTES NO.	CODE NO.	DESCRIPTION	VALIDITY	Q.TY
				
1	595.1.080.1A	Seat		1
2	866.1.020.1A	Rubber pad (big)		4
3	866.1.030.1A	Rubber pad (little)		10
4	852.1.218.1A	Nylon washer		6
5	772.1.084.1A	Special screw		8
6	772.1.085.1B	Special screw		7
7	772.1.086.1B	Special screw		6
8	884.4.025.1A	Circlip		2
9	850.4.082.1A	Insert		6
10	247.1.307.1AA	Cover seat		1
11	595.1.091.1A	Seat back		1
12	483.2.155.1AG	tail guard		1
13	460.1.259.1A	Net (front) (L.H.)		1
14	460.1.260.1A	Net (front) (R.H.)		1
15	460.1.261.1A	Net (rear) (L.H.)		1
16	595.1.081.1A	Pillion rider seat		1
17	460.1.246.1A	Tail guard thermal protection		1
18	460.1.262.1A	Net (rear) (R.H.)		1
19	438.1.059.1A	Sticker "TRICOLORE"		2
20	779.1.499.1A	Special screw		2
21	598.2.054.1A	Locks kit		1
22	598.2.023.1A	Seat lock		1
23	830.1.425.1A	Hook		2
24	749.4.004.1A	Nut		4
25	764.1.054.1A	Rubber pad		4
26	799.1.175.1A	Spring		2
27	841.1.037.1A	Retainer		2


CATALOGUE No: 915.1.257.1B
ISSUED: 12 - 06

NOTES NO.	CODE NO.	DESCRIPTION	VALIDITY	Q.TY
				
28	850.4.055.1A	Quik fastening		14
E 29	913.7.119.1B	Owner's manual		1
F 29	913.7.119.1B	Owner's manual		1
J 29	913.7.119.1B	Owner's manual		1
GB 29	913.7.119.1B	Owner's manual		1
30	482.1.139.1A	Body panel (L.H.)		1
31	482.1.140.1A	Body panel (R.H.)		1


CATALOGUE No: 915.1.257.1B
ISSUED: 12 - 06



DRAWING 034 HEADLIGHT FAIRING

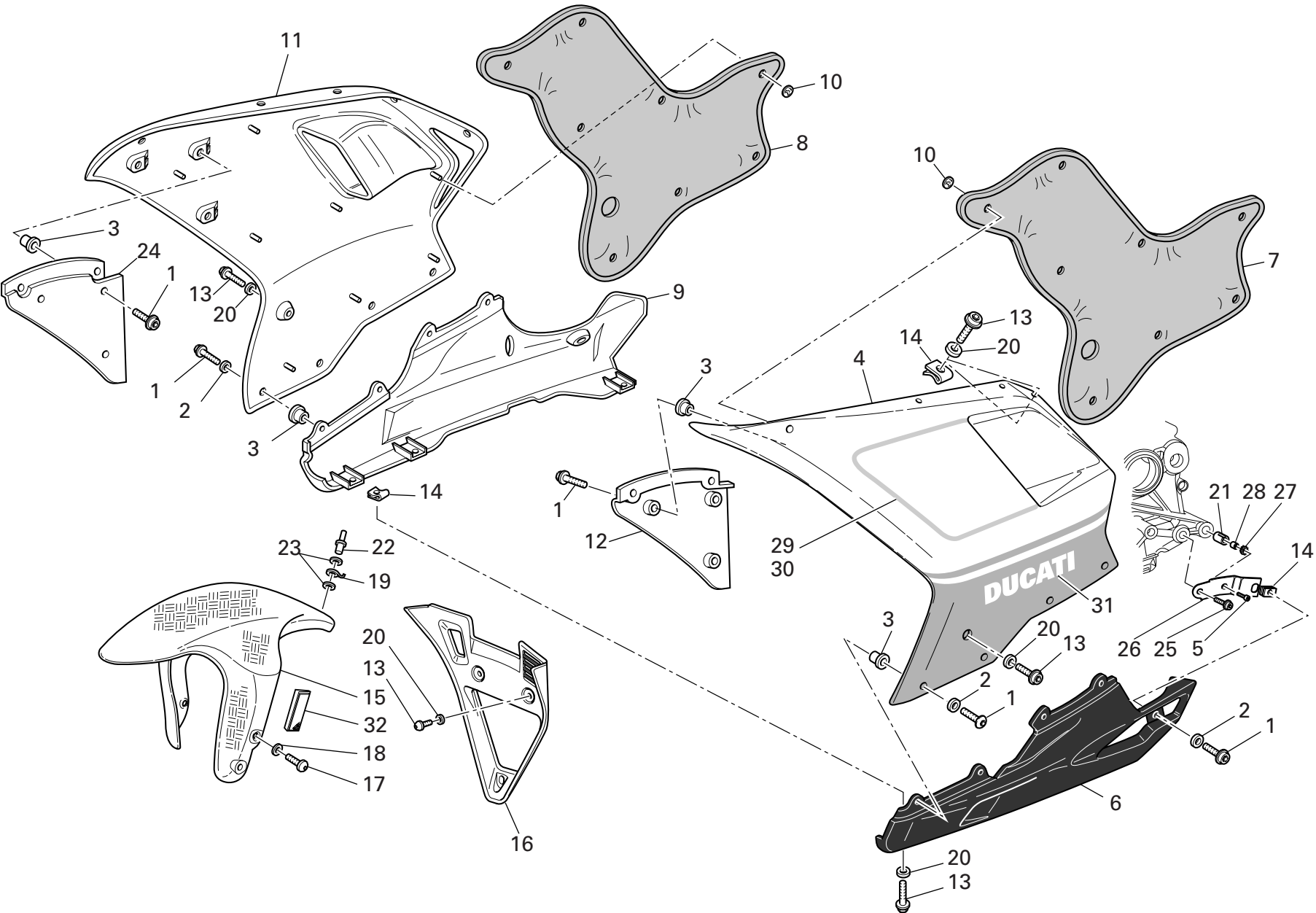
NOTES NO.	CODE NO.	DESCRIPTION	VALIDITY	Q.TY 
1	481.2.040.1AG	Complete headlight fairing		1
2	434.1.007.1B	Sticker "DUCATI"		1
3	772.1.086.1B	Special screw		15
4	779.1.544.1A	Screw		2
5	0000.63161	Washer		6
6	799.1.228.1A	Spring		2
7	736.4.012.1A	Shear rivet		8
8	523.1.020.1A	Rear-view mirror (R.H.)		1
9	523.1.021.1A	Rear-view mirror (L.H.)		1
10	750.1.028.1A	Nut		8
11	852.1.024.1A	Nylon washer		8
12	775.1.007.1AB	Special screw		8
13	487.1.039.2A	Windshield		1
14	850.4.082.1A	Insert		11
15	772.5.031.1B	Screw		2
16	779.5.046.1A	Screw		1
17	852.5.029.1A	Washer		1
18	460.1.247.1A	Mudflap		1
19	866.1.076.1A	Pad		2
20	866.1.077.1A	Pad		2
21	460.1.278.1A	Protection (L.H.)		1
22	460.1.277.1A	Protection (R.H.)		1
23	530.1.019.1B	Turn indicator (R.H.)		1
24	530.1.018.1B	Turn indicator (L.H.)		1
25	460.1.253.1A	Protection (R.H.)		1
26	460.1.254.1A	Protection (L.H.)		1
27	850.4.104.1A	Pin		4

CATALOGUE No: 915.1.257.1B
ISSUED: 12 - 06


NOTES NO.	CODE NO.	DESCRIPTION	VALIDITY	Q.TY 
28	850.4.105.1A	Bush		4
29	850.4.047.1A	Quik fastening		4
30	438.1.000.1A	ITA flag sticker		1
31	438.1.061.1A	Sticker "1098s" (L.H.)		1
32	438.1.062.1A	Sticker "1098s" (R.H.)		1
33	438.1.063.1A	Strip (GOLD)		1

CATALOGUE No: 915.1.257.1B
ISSUED: 12 - 06


DRAWING 034a FAIRING



DRAWING 034a FAIRING

NOTES NO.	CODE NO.	DESCRIPTION	VALIDITY	Q.TY 
1	772.1.086.1B	Special screw		14
2	0000.63161	Washer		8
3	850.4.082.1A	Insert		14
4	480.1.237.2AG	Upper half-fairing (L.H.)		1
5	771.5.669.8B	Screw		1
6	480.1.228.1AG	Lower half-fairing (L.H.)		1
7	486.1.073.1A	Panel (L.H.)		1
8	486.1.074.1A	Panel (R.H.)		1
9	480.1.230.2AG	Lower half-fairing (R.H.)		1
10	850.4.109.1A	Washer		16
11	480.1.239.2AG	Upper half-fairing (R.H.)		1
12	460.1.249.1A	Panel (L.H.)		1
13	772.1.085.1B	Special screw		14
14	850.4.055.1A	Quik fastening		8
15	564.2.055.1A	Front mudguard assembly (CARBON)		1
16	484.1.060.1AG	Air manifold		1
17	772.1.089.1B	Screw		4
18	856.1.042.1A	Nylon washer		4
19	850.1.003.1A	Clip		1
20	852.1.218.1A	Nylon washer		12
21	711.1.072.1B	Bush		1
22	736.4.013.1B	Shear rivet		1
23	852.1.075.1B	Washer		2
24	460.1.248.1A	Panel (R.H.)		1
25	771.5.752.8B	Screw		1
26	830.1.423.1A	Bracket		1
27	852.4.008.1A	Nylon washer		1

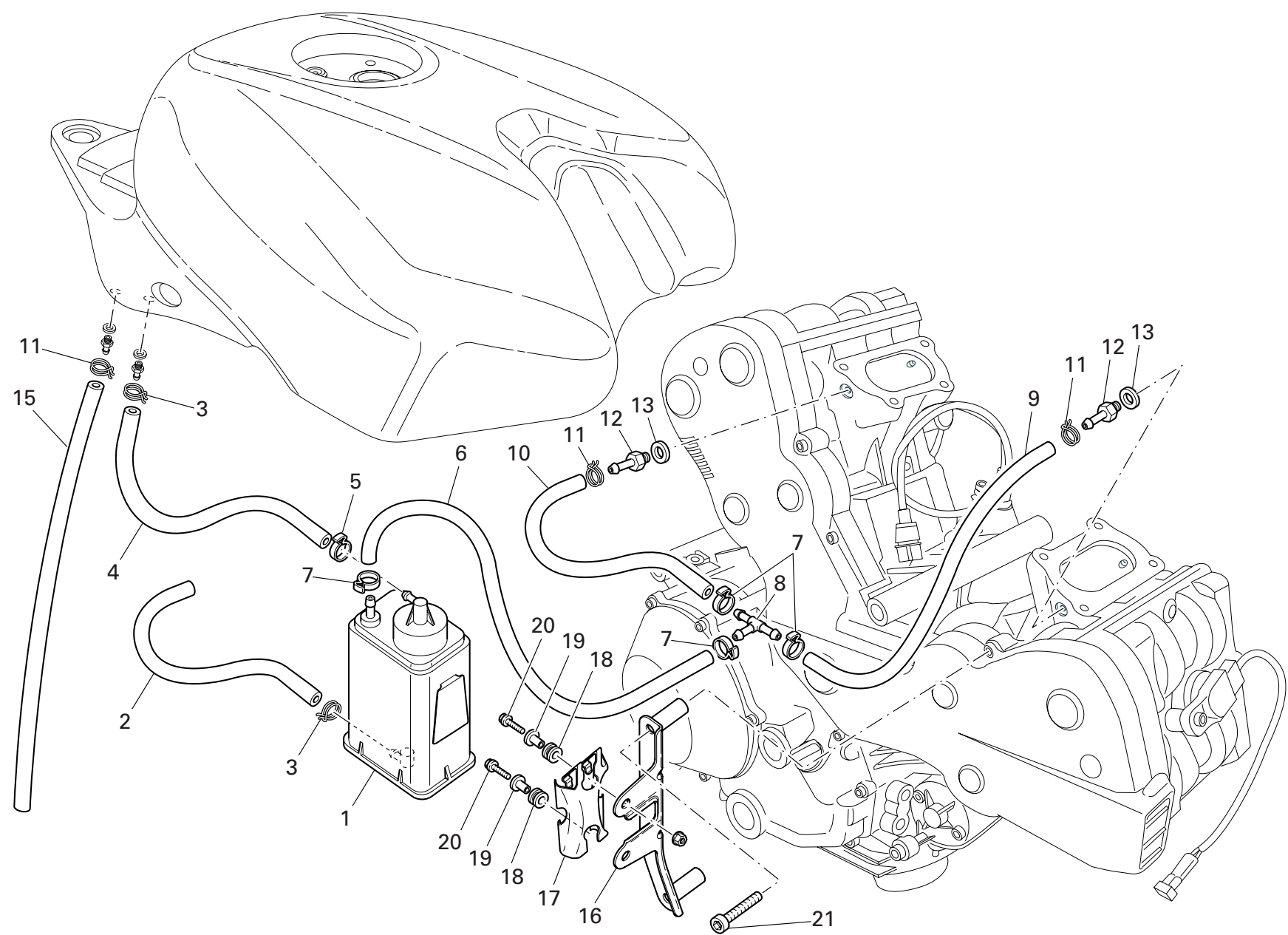
CATALOGUE No: 915.1.257.1B
ISSUED: 12 - 06

NOTES NO.	CODE NO.	DESCRIPTION	VALIDITY	Q.TY 
28	710.1.032.1A	Bush		1
29	438.1.064.1A	Strip (L.H.) (GOLD)		1
30	438.1.065.1A	Strip (R.H.) (GOLD)		1
31	438.1.060.1A	Sticker "DUCATI"		2
32	529.1.010.1A	Reflector		2

CATALOGUE No: 915.1.257.1B
ISSUED: 12 - 06

DRAWING 035

FUEL INFEED



DRAWING 035 FUEL INFEED

NOTES NO.	CODE NO.	DESCRIPTION	VALIDITY	Q.TY
1	426.1.007.1B	CANISTER filter		1
2	590.1.307.1A	Tube		1
3	741.4.057.1A	Hose guide		2
4	590.1.254.1A	Filter/fuel tank outlet pipe		1
5	741.4.063.1A	Hose guide		1
6	590.1.309.1A	Tube		1
7	741.4.058.1A	Hose guide		4
8	814.1.183.1A	Shunt valve		1
9	590.1.308.1A	Tube		1
10	590.1.310.1A	Tube		1
11	741.4.043.1A	Hose guide		3
12	814.1.111.3B	Union		2
13	852.5.023.1A	Gasket		2
14	814.1.179.1A	Union		2
15	934.1.007.1A	Breather pipe		1
16	830.1.448.1A	Bracket		1
17	827.1.157.1A	Plate		1
18	764.1.029.1A	Rubber pad		2
19	716.1.043.1A	Spacer		2
20	772.5.031.1B	Screw		2
21	771.5.074.8B	Screw		2

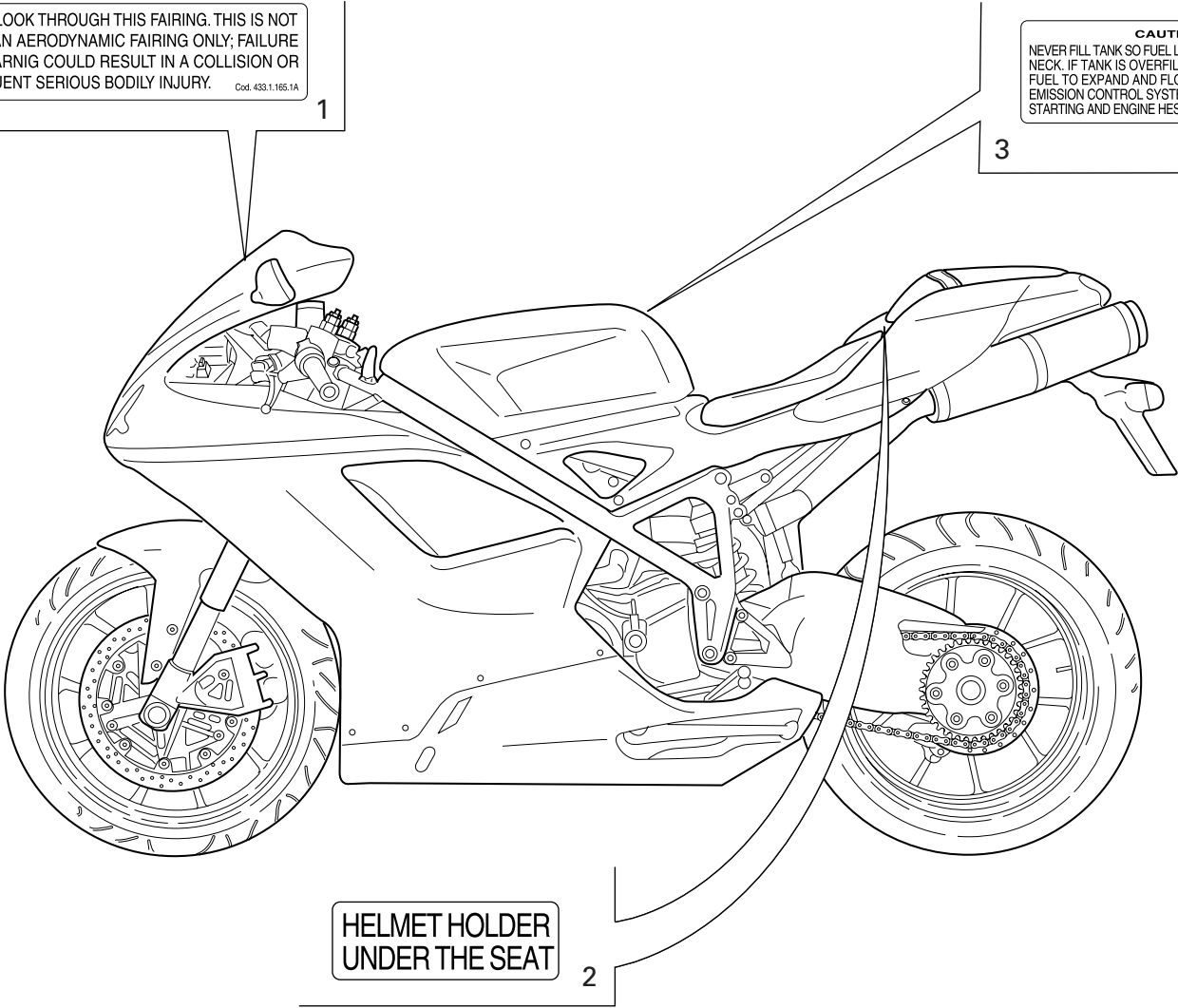
NOTES NO.	CODE NO.	DESCRIPTION	VALIDITY	Q.TY
-----------	----------	-------------	----------	------

DRAWING 036

MARKING PLATES

DO NOT ATTEMPT TO LOOK THROUGH THIS FAIRING. THIS IS NOT A WINDSHIELD, BUT AN AERODYNAMIC FAIRING ONLY; FAILURE TO OBSERVE THIS WARNING COULD RESULT IN A COLLISION OR UPSET AND CONSEQUENT SERIOUS BODILY INJURY. Cod. 433.1.165.1A

CAUTION
NEVER FILL TANK SO FUEL LEVEL RISES INTO FILLER NECK. IF TANK IS OVERFILLED, HEAT MAY CAUSE FUEL TO EXPAND AND FLOW INTO EVAPORATIVE EMISSION CONTROL SYSTEM RESULTING IN HARD STARTING AND ENGINE HESITATION. Cod. 083.1.083.1A



DRAWING

036

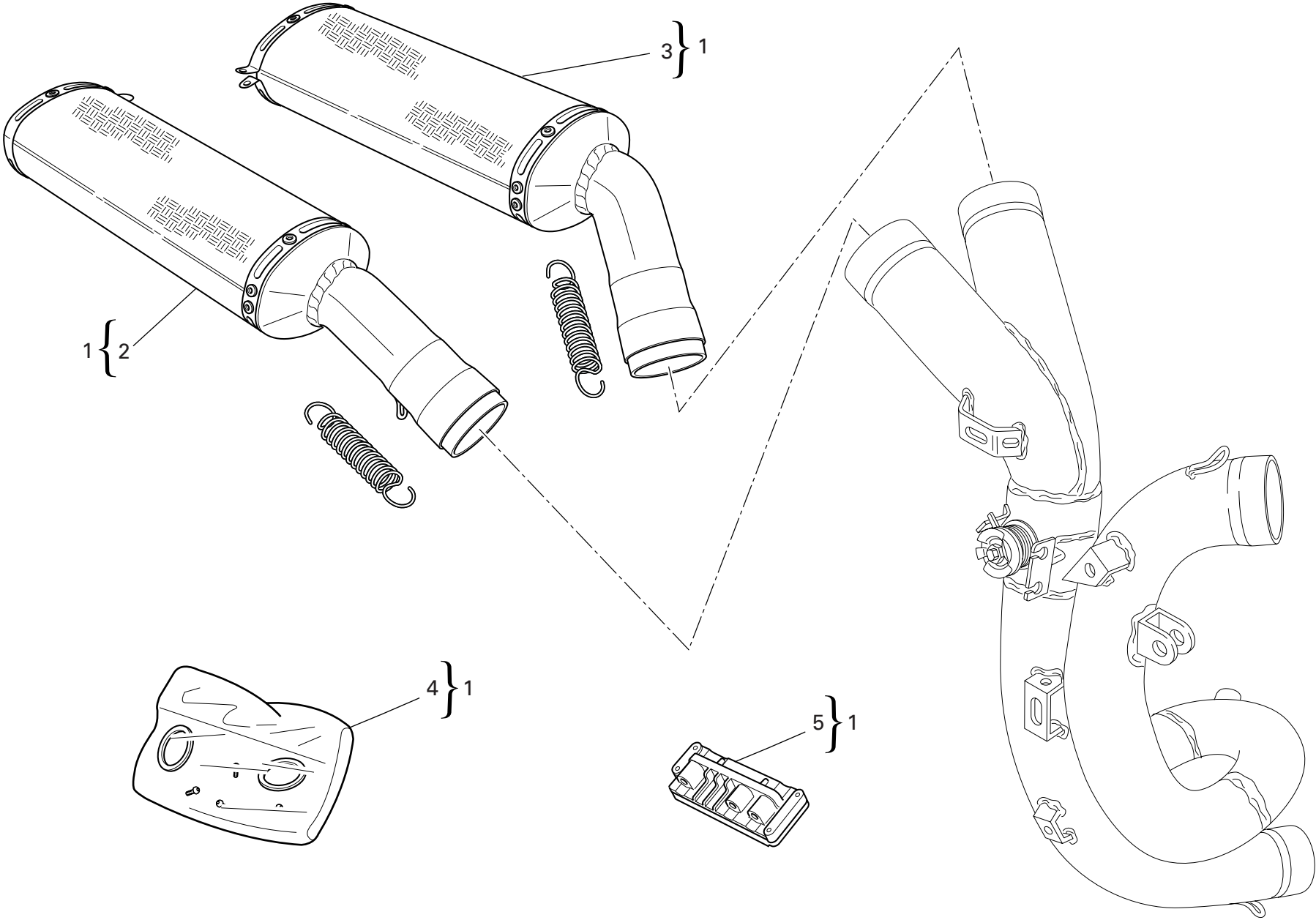
MARKING PLATES

NOTES NO.	CODE NO.	DESCRIPTION	VALIDITY	Q.TY
1	433.1.165.1A	Sticker		1
2	433.1.170.1A	Sticker		1
3	433.1.164.1A	Sticker		1

NOTES NO.	CODE NO.	DESCRIPTION	VALIDITY	Q.TY
-----------	----------	-------------	----------	------

DRAWING 037

ACCESSORY - KIT 102DB



DRAWING

037

ACCESSORY - KIT 102DB

NOTES NO.	CODE NO.	DESCRIPTION	VALIDITY	Q.TY
1	961.1.610.7B	Kit 102Db		1
2	963.1.100.7B	Silencer (CARBON) (R.H.)		1
3	963.1.110.7B	Silencer (CARBON) (L.H.)		1
4	963.1.120.7B	Small parts kit		1
5	965.1.860.7B	Injection control unit		1

NOTES NO.	CODE NO.	DESCRIPTION	VALIDITY	Q.TY
-----------	----------	-------------	----------	------

INDEX

CODE No.	Drwg.	POS. N.	CODE No.	Drwg.	POS. N.	CODE No.	Drwg.	POS. N.	CODE No.	Drwg.	POS. N.	CODE No.	Drwg.	POS. N.
0000.01199	022	30	0670.16.155	003	19	148.2.307.1A	013	11	174.1.038.1A	009	12	225.2.127.3A	010	1
0000.01199	025	11	0670.16.170	003	26	148.2.308.1A	013	14	174.2.038.1A	009	1	242.2.074.1AB	011	13
0000.61060	025	26	0670.49.310	009	26	148.2.309.1A	013	18	176.1.001.1A	012	20	243.1.025.1AF	005	1
0000.61078	023	12	0755.29.025	006	10	149.1.061.1A	003	25	176.1.016.1A	012	10	243.2.115.1AB	005a	6
0000.63161	034	5	0755.29.025	008	12	150.2.092.3A	003	28	180.1.001.1A	002	11	245.1.071.1A	008	1
0000.63161	034a	2	0759.49.280	009	15	150.2.105.1A	003	2	180.1.002.1A	002	12	245.2.070.1A	008	2
0000.66181	024	15	0765.92.205	002	21	150.2.106.1A	003	27	180.1.008.1A	002	24	247.1.287.1B	013	5
0000.68490	024	14	0799.13.110	002	27	158.2.020.1A	006	5	182.2.026.3A	002	18	247.1.288.1B	013	6
0124.40.060	008	15	112.1.012.1AB	006	8	160.1.094.1A	013	10	182.2.028.1A	002	18	247.1.290.1A	009	19
0170.91.730	021	33	112.1.012.1AC	006	8	160.1.367.2A	019	9	184.1.010.1A	025	20	247.1.297.1A	018	3
0251.47.054	003	1	117.1.044.1A	025	18	160.1.369.1B	026a	5	187.1.002.1A	023	3	247.1.299.1B	022	11
0272.91.090	002	8	117.1.088.1A	022	31	160.1.370.1A	012	13	187.1.002.1A	024	22	247.1.300.1B	022	8
0370.49.250	010	22	117.2.006.1A	004	29	160.2.366.1A	032a	11	190.2.018.1A	004	8	247.1.305.1AG	011	39
0370.72.020	023	8	117.2.084.1A	022	27	162.1.001.1B	004	7	194.2.015.2A	004	12	247.1.306.1A	027a	13
0370.72.020	024	12	120.2.150.1A	007	5	170.2.110.1A	004	17	195.4.003.1A	004	22	247.1.307.1AA	033	10
0400.09.050	002	21	120.2.150.2A	007	5	171.2.075.1B	008	13	196.1.001.2B	004	10	247.2.130.1A	011	31
0400.29.125	002	34	120.2.151.1A	007	10	172.1.002.1B	003	10	198.1.029.1A	004	13	251.2.008.1A	011	29
0400.29.126	002	34	120.2.151.2A	007	10	172.1.003.3C	003	8	208.1.029.1A	014	3	254.4.001.2A	005	4
0400.49.240	005	13	121.1.078.1B	007	3	172.1.004.3C	003	5	208.1.029.1A	015	3	255.1.010.3B	008	18
0400.49.240	011	14	121.1.079.1A	007	2	172.1.005.3C	003	9	209.1.035.1A	014	16	255.1.019.3A	013	7
0660.13.060	002	19	121.2.046.1A	007	4	172.1.008.1C	003	22	209.1.035.1A	015	16	264.4.017.1A	011	1
0660.13.143	002	9	122.2.143.1A	007	1	172.1.009.1C	003	21	209.1.036.1A	014	4	270.4.005.1A	012	1
0660.13.165	002	25	135.1.023.1A	017	7	172.1.010.3C	003	20	209.1.036.1A	015	4	276.1.038.1A	012	16
0660.16.145	004	21	140.1.048.1B	017	1	172.1.011.3C	003	23	210.1.072.1A	014	14	280.4.016.1A	017	13
0665.49.680	005a	1	146.2.143.1A	006	1	172.1.218.2A	003	18	210.1.072.1A	015	14	282.4.079.1A	017	11
0670.16.145	003	7	147.1.014.2A	008	3	172.1.219.2A	003	24	211.1.070.1B	014	5	283.4.011.1A	017	15
0670.16.150	003	3	148.2.306.1A	013	15	173.1.017.1A	012	14	211.1.070.1B	015	5	286.2.040.1A	018a	23
CATALOGUE No: ISSUED:	915.1.257.1B 12 - 06						CATALOGUE No: ISSUED:	915.1.257.1B 12 - 06						

INDEX

CODE No.	Drwg.	POS. N.	CODE No.	Drwg.	POS. N.	CODE No.	Drwg.	POS. N.	CODE No.	Drwg.	POS. N.	CODE No.	Drwg.	POS. N.
286.4.139.1A	018	15	349.2.040.1A	021a	5	425.4.004.1B	032a	14	455.2.003.1A	002	4	464.1.006.1A	022	5
287.4.024.1B	032a	15	360.1.086.1B	021	38	426.1.007.1B	035	1	456.1.046.1B	022	20	464.1.006.1A	027	13
301.2.238.3B	015	22	360.1.087.1B	021	36	426.1.020.1A	029	5	456.2.047.1A	022	19	470.1.187.1BG	022	1
301.2.239.3B	014	22	360.2.086.1B	021	19	433.1.164.1A	036	3	457.2.042.1A	025	6	470.1.190.2AG	027	1
303.1.051.1BB	014	7	360.2.087.1B	021	31	433.1.165.1A	036	1	460.1.246.1A	033	17	480.1.228.1AG	034a	6
303.1.051.1BB	015	7	361.1.002.1A	021	15	433.1.170.1A	036	2	460.1.247.1A	034	18	480.1.230.2AG	034a	9
303.1.051.1BC	014	7	364.1.003.1A	021	26	433.1.339.1A	028a	20	460.1.248.1A	034a	24	480.1.237.2AG	034a	4
303.1.051.1BC	015	7	365.2.075.1A	028	10	434.1.007.1B	034	2	460.1.249.1A	034a	12	480.1.239.2AG	034a	11
303.1.051.1BD	014	7	369.1.120.1A	028a	1	438.1.000.1A	034	30	460.1.253.1A	034	25	481.2.040.1AG	034	1
303.1.051.1BD	015	7	370.2.076.1C	028a	8	438.1.059.1A	033	19	460.1.254.1A	034	26	482.1.139.1A	033	30
304.1.063.1A	014	10	372.2.062.1A	028	8	438.1.060.1A	034a	31	460.1.255.1A	026a	14	482.1.140.1A	033	31
304.1.063.1A	015	10	380.1.014.3B	018a	3	438.1.061.1A	034	31	460.1.256.1B	019	22	483.2.155.1AG	033	12
304.1.063.1AB	014	10	389.4.019.1A	018a	8	438.1.062.1A	034	32	460.1.259.1A	033	13	484.1.060.1AG	034a	16
304.1.063.1AB	015	10	389.4.020.1A	018a	8	438.1.063.1A	034	33	460.1.260.1A	033	14	486.1.073.1A	034a	7
304.1.063.1AC	014	10	389.4.021.1A	018a	8	438.1.064.1A	034a	29	460.1.261.1A	033	15	486.1.074.1A	034a	8
304.1.063.1AC	015	10	389.4.022.1A	018a	8	438.1.065.1A	034a	30	460.1.262.1A	033	18	486.1.075.1A	032	15
304.1.064.1B	014	13	389.4.023.1A	018a	24	438.1.365.1AB	032	14	460.1.263.1A	021	11	487.1.039.2A	034	13
304.1.064.1B	015	13	389.4.024.1A	018a	8	442.1.139.1B	029	4	460.1.276.1A	020	16	492.1.004.1A	026a	19
304.1.064.1BB	014	13	390.4.019.1A	020	7	442.1.148.1A	029	6	460.1.277.1A	034	22	492.4.089.1A	026	12
304.1.064.1BB	015	13	390.4.020.1A	020	13	442.1.149.1A	029	10	460.1.278.1A	034	21	492.4.090.1A	026	5
304.1.064.1BC	014	13	390.4.021.1A	027a	19	444.4.003.4A	009	20	460.1.283.1A	018	19	494.1.120.2A	026a	10
304.1.064.1BC	015	13	390.4.022.1A	020	14	447.1.069.1A	028a	15	462.4.001.1A	021	7	497.2.001.2A	026	3
341.1.063.1A	021	21	395.2.014.1A	018	4	447.1.070.1A	028a	17	462.4.046.1A	020	15	497.2.003.1A	026	16
342.2.033.1A	021	1	397.4.003.1B	018	14	449.A.045.1A	003	12	463.2.022.2A	010	12	501.2.115.1AG	026	10
344.2.017.1A	021a	1	406.1.060.1A	020	8	451.1.044.1A	008	4	463.2.053.7A	004	15	502.2.125.1AG	026	7
345.2.017.1A	021a	2	417.6.011.3A	005a	7	451.2.018.3A	008	9	464.1.005.1A	022	12	510.1.477.1A	018a	1
349.2.039.1A	021a	4	417.6.011.3A	014	20	451.2.019.3A	008	10	464.1.005.1A	027	6	510.1.570.1A	018a	21
CATALOGUE No: ISSUED:			915.1.257.1B 12 - 06			CATALOGUE No: ISSUED:			915.1.257.1B 12 - 06					

INDEX

CODE No.	Drwg.	POS. N.	CODE No.	Drwg.	POS. N.	CODE No.	Drwg.	POS. N.	CODE No.	Drwg.	POS. N.	CODE No.	Drwg.	POS. N.
510.1.577.1B	018a	14	541.4.007.1A	018a	6	587.1.051.1A	032	2	612.4.005.1A	024	21	669.1.001.1E	014	6
514.1.032.1A	001d	9	548.4.072.1A	016	1	587.1.052.1A	032	3	612.4.008.1A	025	31	669.1.001.1E	015	6
514.1.033.1A	001d	13	548.4.074.1B	030	1	590.1.189.1A	001d	1	612.4.016.1A	025	36	670.4.038.1A	018a	4
514.1.035.1A	001d	10	549.1.077.1A	016	7	590.1.190.1A	001d	2	612.4.037.1A	024	30	676.2.067.1A	026a	1
514.1.036.1A	001d	10	550.4.014.1A	030	2	590.1.254.1A	035	4	613.4.038.1A	025	30	676.4.046.1A	026a	8
514.1.037.1A	001d	6	552.1.037.1A	001d	4	590.1.292.1A	017	16	613.4.079.1A	024	8	677.4.003.1A	001b	3
514.1.038.1A	001d	14	552.1.038.1A	001d	5	590.1.293.1A	017	14	618.4.074.1A	024	19	680.1.001.1B	009	24
514.1.051.1A	018	17	552.1.039.1A	001d	19	590.1.294.1A	017	18	618.4.075.1A	024	29	680.5.006.1A	013	12
516.4.001.1AB	018a	12	552.1.040.1A	001d	11	590.1.300.1A	032a	8	619.4.034.1A	025	28	696.1.012.1A	027	15
518.4.004.2B	021	25	552.1.111.1A	019	11	590.1.307.1A	035	2	624.4.046.1A	024	1	698.1.033.1A	001d	15
520.1.015.1A	020	1	552.4.012.1A	020	11	590.1.308.1A	035	9	625.4.018.1B	025	16	699.2.345.1A	032a	12
523.1.020.1A	034	8	552.4.020.1A	010a	23	590.1.309.1A	035	6	626.4.032.1A	024	7	699.2.366.1A	011	23
523.1.021.1A	034	9	552.4.037.1B	025	34	590.1.310.1A	035	10	626.4.044.1A	024	24	700.1.036.1A	012	19
525.1.031.1A	027a	16	552.4.048.1A	032a	9	590.2.026.1A	017	20	630.4.035.1A	023	1	700.1.043.1A	020	9
525.1.032.1B	027a	24	552.4.131.1A	031	9	593.1.018.1A	009	5	631.4.008.1A	024	6	700.1.056.1A	026a	9
529.1.010.1A	027a	8	553.4.004.1A	031	19	593.2.042.1A	010	11	631.4.016.1A	025	25	701.4.004.1A	028	7
529.1.010.1A	034a	32	556.1.046.1A	022a	3	593.4.030.1A	019	31	631.4.033.1A	024	2	701.4.005.1A	003	4
530.1.018.1B	034	24	556.2.034.1A	022a	1	595.1.080.1A	033	1	631.4.034.1A	023	2	701.4.008.1A	012	11
530.1.019.1B	034	23	561.1.025.1A	027a	1	595.1.081.1A	033	16	632.1.039.1A	023	6	701.4.017.1A	028a	6
530.1.020.1B	027a	18	561.1.027.1A	027a	7	595.1.091.1A	033	11	650.4.011.1A	021	17	702.4.004.1A	021	3
530.1.021.1B	027a	14	564.2.055.1A	034a	15	598.2.023.1A	033	22	651.1.004.1A	021	30	702.4.009.1A	011	11
539.1.021.1B	002	6	570.1.260.1A	019	21	598.2.054.1A	033	21	652.4.006.1A	021	10	702.4.010.2A	011	9
539.1.022.1A	022a	5	570.1.261.1A	019	4	598.4.024.1A	021	12	654.2.016.1A	021	8	702.4.013.1A	010	19
539.4.003.1B	025	5	573.1.199.1B	019	30	610.4.090.1A	024	9	656.1.070.1A	021	32	702.4.017.1A	004	20
539.4.030.2A	005	9	574.1.196.1B	019	29	610.4.091.1A	024	26	656.1.071.1A	021	13	702.4.018.1A	012	15
539.4.035.1A	024	5	585.1.057.1A	031	1	611.4.029.1B	025	37	668.1.001.4A	007	14	702.4.033.1A	010	21
540.4.019.1A	018	8	586.1.160.1AG	032	1	612.4.005.1A	023	4	668.1.001.4A	011	16	702.4.033.1A	010a	2
CATALOGUE No: ISSUED:	915.1.257.1B 12 - 06						CATALOGUE No: ISSUED:	915.1.257.1B 12 - 06						

INDEX

CODE No.	Drwg.	POS. N.	CODE No.	Drwg.	POS. N.	CODE No.	Drwg.	POS. N.	CODE No.	Drwg.	POS. N.	CODE No.	Drwg.	POS. N.
702.4.092.1A	010	4	713.1.014.1E	003	11	716.1.043.1B	029	12	741.4.025.1A	031	5	748.4.037.1AB	028	3
702.4.093.1A	010a	11	713.1.082.1A	019	6	716.1.072.2A	008	20	741.4.038.1A	018a	2	748.4.038.1A	020	10
702.5.008.1A	010	6	713.1.128.1B	011	27	716.1.106.1A	018	16	741.4.043.1A	023	14	749.4.004.1A	022	21
702.5.008.1A	011	4	713.1.140.1A	010a	4	716.1.128.1A	008	17	741.4.043.1A	024	16	749.4.004.1A	033	24
702.5.016.1A	004	14	713.1.153.1A	021	28	716.1.143.1A	027a	17	741.4.043.1A	025	17	749.4.008.1A	008	7
702.5.019.1A	010a	1	713.1.157.1A	003	13	716.1.144.1A	019	27	741.4.043.1A	035	11	749.4.031.1A	019	18
702.5.044.1A	003	29	713.1.187.1A	028a	11	716.1.146.1A	019	26	741.4.057.1A	035	3	749.4.031.1A	027a	22
702.5.045.1A	026	8	713.1.192.1A	025	33	72094.1616	010	17	741.4.058.1A	035	7	750.1.007.1A	003	32
702.5.045.1A	028a	10	713.1.196.1A	026	17	72121.2106	006	4	741.4.063.1A	035	5	750.1.012.2A	006	14
702.5.051.1A	004	18	713.1.197.3A	026	2	732.2.021.1A	019	20	741.4.092.1A	032a	6	750.1.021.1A	028	12
703.1.013.1A	021	9	713.1.209.1A	021	20	73500.1440	012	22	741.4.158.1A	032a	13	750.1.022.1A	028	15
703.5.002.2A	013	2	713.1.239.1A	028	2	73500.1542	002	15	741.4.166.1A	017	21	750.1.028.1A	034	10
703.5.006.2A	008	21	713.1.266.1A	003	15	73503.3380	010	9	74172.1008	008	16	750.1.048.1A	022a	10
70610.8120	004	11	713.1.292.1A	014	9	73503.3380	010a	10	74224.0570	004	24	750.1.057.1A	006	13
710.1.032.1A	034a	28	713.1.292.1A	015	9	73503.3380	011	17	747.5.001.1AB	022	29	750.1.121.1A	012	3
710.1.061.1A	006	7	713.1.304.1A	030	5	736.4.012.1A	018a	20	747.5.003.1A	021	22	750.1.140.1A	026	13
710.1.109.1A	028a	4	713.1.330.1A	032	11	736.4.012.1A	034	7	747.5.003.1A	025	15	750.1.140.1A	026a	2
710.1.124.2A	004	23	713.1.364.1A	024	20	736.4.013.1B	034a	22	747.5.010.1A	022	23	750.1.149.1A	021	29
710.1.132.1A	028	11	713.1.373.1A	027a	26	737.4.025.1A	008	5	748.1.024.1A	019	1	750.1.150.1A	027a	2
711.1.072.1B	034a	21	713.1.380.1A	004	31	741.1.010.1A	018a	5	748.1.035.1B	019	8	750.5.005.1A	018	2
711.1.089.1A	006	6	714.1.047.1A	026	9	741.1.035.1A	024	27	748.1.040.1A	002	23	756.2.007.1A	026a	13
711.1.095.1A	010a	7	714.1.074.1A	026	15	741.1.037.1A	019	14	748.1.044.1A	027	3	75794.1542	010a	9
711.1.219.1A	007	12	714.1.075.1A	026a	12	741.1.038.1A	019	15	748.1.046.1A	026a	4	758.1.039.1A	017	22
712.1.029.1A	028a	9	715.1.003.1A	028	5	741.4.001.1A	031	7	748.1.050.1A	010	14	759.1.014.1A	026	19
712.1.030.1A	028a	12	716.1.003.1A	016	3	741.4.002.1A	007	7	748.1.065.1A	026	1	759.1.014.1A	026a	20
712.1.034.1A	022	17	716.1.022.1B	020	6	741.4.013.1B	031	20	748.1.066.1A	004	25	764.1.001.1A	032	10
712.1.034.1A	025	10	716.1.043.1A	035	19	741.4.019.1A	031	12	748.4.002.1A	022	2	764.1.002.1A	014	8
CATALOGUE No: 915.1.257.1B ISSUED: 12 - 06						CATALOGUE No: 915.1.257.1B ISSUED: 12 - 06								

CODE No.	Drwg.	POS. N.	CODE No.	Drwg.	POS. N.	CODE No.	Drwg.	POS. N.	CODE No.	Drwg.	POS. N.	CODE No.	Drwg.	POS. N.
764.1.002.1A	015	8	771.1.026.1A	005	2	771.5.071.8B	011	15	771.5.727.8B	021a	3	772.5.031.1B	035	20
764.1.003.1B	004	6	771.1.026.3A	002	28	771.5.071.8B	012	6	771.5.728.8B	032	13	772.5.032.1A	031	3
764.1.011.2A	022	18	771.1.027.1A	005	8	771.5.072.8B	010a	14	771.5.752.8B	034a	25	772.5.033.1A	030	3
764.1.011.2A	025	12	771.1.031.1A	028	1	771.5.074.8B	035	21	771.5.754.8B	025	2	772.5.036.1AB	027	12
764.1.022.1A	016	2	771.1.039.1A	027a	5	771.5.078.8B	005	3	771.5.937.8B	028	4	772.5.038.1AB	019	7
764.1.022.1A	018	18	771.1.043.1A	022a	2	771.5.078.8B	012	12	771.5.938.8B	028	9	772.5.038.1AB	029	9
764.1.022.1A	030	4	771.1.050.1A	021	23	771.5.079.8B	005	11	772.1.042.1A	029	7	773.5.018.8B	017	19
764.1.024.1A	019	5	771.1.051.8B	010a	12	771.5.080.8B	010a	15	772.1.050.1C	027	5	773.5.039.8B	017	24
764.1.029.1A	035	18	771.1.053.1A	018a	10	771.5.123.8B	002	30	772.1.060.1A	025	7	773.5.061.8B	017	4
764.1.050.1A	022	26	771.5.040.8B	032	8	771.5.127.8B	019	10	772.1.062.1A	031	15	773.5.065.8B	026a	11
764.1.051.1A	022	25	771.5.043.8B	004	4	771.5.129.8B	009	8	772.1.063.1A	025	19	775.1.007.1AB	034	12
764.1.054.1A	033	25	771.5.045.7E	032	9	771.5.136.8B	010	10	772.1.077.1A	022	7	775.1.011.1B	027a	9
764.1.056.1B	029	11	771.5.064.8B	011	5	771.5.139.8B	010a	17	772.1.078.1A	028a	3	775.1.017.1B	017	12
764.1.062.1A	018	1	771.5.064.8B	016	8	771.5.637.8B	022	6	772.1.084.1A	033	5	775.1.017.1B	032a	7
764.1.063.1A	019	28	771.5.065.2BB	004	28	771.5.639.8B	027a	12	772.1.085.1A	017	8	775.1.019.1A	028a	13
764.1.090.1A	018	13	771.5.065.8B	010	2	771.5.663.8B	032	4	772.1.085.1B	033	6	775.1.031.1B	010	25
764.1.090.1A	020	2	771.5.065.8B	017	2	771.5.665.8B	021	24	772.1.085.1B	034a	13	775.1.031.1B	010a	20
764.1.090.1A	027a	25	771.5.066.8B	008	6	771.5.667.8B	018	11	772.1.086.1B	033	7	775.1.031.1B	032	5
764.1.097.1A	020	12	771.5.066.8B	011	20	771.5.667.8B	021	4	772.1.086.1B	034	3	775.1.031.1B	032a	3
764.1.098.1A	027a	20	771.5.066.8B	012	5	771.5.667.8B	022	14	772.1.086.1B	034a	1	775.1.033.1A	019	17
76402.0002	003	17	771.5.066.8B	017	6	771.5.669.8B	018	12	772.1.087.1A	027	2	775.5.001.3C	027a	15
766.1.055.2B	010	16	771.5.067.8B	011	3	771.5.669.8B	021	6	772.1.088.1B	019	24	775.5.013.1A	027a	11
766.4.019.1A	014	21	771.5.069.8B	005	5	771.5.669.8B	034a	5	772.1.089.1B	034a	17	777.5.049.8B	011	24
766.4.019.1A	015	21	771.5.069.8B	009	10	771.5.672.1B	018	9	772.5.008.1B	018a	13	779.1.007.2A	006	9
76835.1134	002	10	771.5.069.8B	011	19	771.5.723.8B	020	4	772.5.029.1A	025	35	779.1.026.2A	011	10
770.5.250.8B	010a	5	771.5.069.8B	012	7	771.5.723.8B	025	32	772.5.031.1B	020	5	779.1.029.2A	010a	16
770.5.250.8B	011	6	771.5.069.8B	016	10	771.5.725.8B	021	18	772.5.031.1B	034	15	779.1.039.1A	002	3

CODE No.	Drwg.	POS. N.	CODE No.	Drwg.	POS. N.	CODE No.	Drwg.	POS. N.	CODE No.	Drwg.	POS. N.	CODE No.	Drwg.	POS. N.
779.1.082.1AB	023	5	779.4.075.1A	011	37	788.1.096.1A	017	9	800.1.150.1A	031	17	821.1.170.1A	022	13
779.1.092.1A	023	7	779.4.116.1A	009	16	788.1.097.1A	017	10	800.1.151.1A	031	16	821.1.170.1A	025	9
779.1.092.1A	024	13	779.5.011.1B	019	19	788.1.098.1A	029	8	800.1.152.1B	031	13	821.1.222.1B	014	17
779.1.109.1A	006	2	779.5.024.1A	025	24	788.1.100.1A	019	16	800.1.153.1B	031	18	821.1.222.1B	015	17
779.1.162.2A	009	13	779.5.030.2A	013	16	790.1.015.1A	019	2	8000.53724	018a	7	821.1.223.1B	014	15
779.1.202.1A	030	6	779.5.046.1A	018a	17	791.1.063.1A	018	5	8000.56443	023	13	821.1.223.1B	015	15
779.1.203.3A	002	7	779.5.046.1A	034	16	791.2.044.1A	007	6	8000.56443	024	18	821.1.257.1A	012	8
779.1.237.1B	025	8	779.5.059.1A	023	10	799.1.024.1A	027	10	8000.70139	001b	8	821.1.268.1A	002	13
779.1.298.1A	021	16	779.5.059.1A	024	10	799.1.025.1A	002	20	808.2.016.2A	021	35	821.1.273.1A	025	13
779.1.331.1E	024	25	780.1.005.1A	010a	6	799.1.048.2A	019	3	814.1.111.3B	035	12	824.1.122.1A	022	28
779.1.366.1AB	023	16	780.1.007.1A	019	25	799.1.049.1A	002	1	814.1.114.1A	001d	8	824.1.123.1A	022	9
779.1.366.1AB	025	22	780.1.018.1A	009	2	799.1.051.2A	006	3	814.1.179.1A	035	14	824.1.124.1A	027	9
779.1.397.1A	024	23	780.1.051.1A	014	12	799.1.055.1A	009	3	814.1.183.1A	035	8	824.1.125.1A	027	8
779.1.399.1A	026	4	780.1.051.1A	015	12	799.1.158.1A	022a	6	814.1.188.1A	015	25	825.1.036.1A	026a	17
779.1.415.1A	024	3	780.5.001.1A	005	15	799.1.166.1A	022	3	814.1.235.1A	031	14	826.1.009.1A	002	33
779.1.421.1A	014	23	780.5.001.1A	011	33	799.1.175.1A	033	26	814.1.236.1B	031	11	826.1.012.1A	010	18
779.1.421.1A	015	23	786.1.092.1A	007	11	799.1.228.1A	034	6	814.4.010.1A	032a	10	827.1.157.1A	035	17
779.1.440.2A	028a	16	786.1.094.1A	007	13	799.1.253.1A	004	1	815.1.022.1A	016	5	827.1.420.1A	016	9
779.1.465.1A	024	28	787.1.011.1A	016	4	799.1.256.1A	025	4	815.1.028.1A	009	21	827.1.430.1A	018a	15
779.1.484.1B	022	24	788.1.052.1A	005	14	799.1.485.1A	014	19	818.2.009.1A	004	3	827.1.431.1A	027a	21
779.1.493.1A	025	14	788.1.054.2A	012	4	799.1.485.1A	015	19	819.1.060.1A	026	11	827.1.442.1A	027a	27
779.1.499.1A	033	20	788.1.065.1A	009	17	799.1.486.1A	014	18	819.2.063.1A	026a	6	829.1.190.1A	018a	9
779.1.503.1A	028a	18	788.1.076.1A	010a	21	799.1.486.1A	015	18	821.1.001.1A	002	26	829.1.260.2A	022a	8
779.1.504.1A	028	17	788.1.076.1AA	010a	21	799.2.077.2A	009	14	821.1.051.1AB	022	4	829.1.939.1A	018	10
779.1.509.1A	013	3	788.1.076.1AB	010a	21	799.2.159.1A	022a	7	821.1.051.1AB	027	7	829.1.942.1A	025	1
779.1.544.1A	034	4	788.1.093.1A	013	9	800.1.122.1A	007	9	821.1.070.1A	002	17	829.1.945.1A	023	9
779.4.005.2A	022a	4	788.1.094.1A	013	8	800.1.123.1A	007	8	821.1.103.1A	022a	9	829.1.946.1A	024	11
CATALOGUE No: ISSUED:			915.1.257.1B 12 - 06			CATALOGUE No: ISSUED:			915.1.257.1B 12 - 06					

INDEX

CODE No.	Drwg.	POS. N.	CODE No.	Drwg.	POS. N.	CODE No.	Drwg.	POS. N.	CODE No.	Drwg.	POS. N.	CODE No.	Drwg.	POS. N.
829.1.947.1A	027a	4	840.1.011.1A	14/15	1	840.1.044.2B	14/15	2	840.1.071.2B	14/15	2	848.5.001.1A	022	16
829.1.948.1A	018a	16	840.1.012.1A	14/15	1	840.1.045.2B	14/15	2	840.1.072.2B	14/15	2	848.5.002.1A	022	22
829.2.943.1A	020	3	840.1.013.1A	14/15	1	840.1.046.2B	14/15	2	840.1.073.2B	14/15	2	850.1.003.1A	034a	19
830.1.235.1A	011	35	840.1.014.1A	14/15	1	840.1.047.2B	14/15	2	840.1.074.2B	14/15	2	850.1.006.1A	032a	2
830.1.409.1A	016	11	840.1.015.1A	14/15	1	840.1.048.2B	14/15	2	840.1.075.2B	14/15	2	850.4.038.1A	019	13
830.1.418.1A	027	4	840.1.016.1A	14/15	1	840.1.049.2B	14/15	2	840.1.076.2B	14/15	2	850.4.038.1A	027a	23
830.1.420.1B	030	7	840.1.017.1A	14/15	1	840.1.050.2B	14/15	2	840.1.077.2B	14/15	2	850.4.038.1A	029	3
830.1.421.1B	030	8	840.1.018.1A	14/15	1	840.1.051.2B	14/15	2	840.1.078.2B	14/15	2	850.4.047.1A	018a	11
830.1.423.1A	034a	26	840.1.019.1A	14/15	1	840.1.052.2B	14/15	2	840.1.079.2B	14/15	2	850.4.047.1A	034	29
830.1.425.1A	033	23	840.1.020.1A	14/15	1	840.1.053.2B	14/15	2	840.1.080.2B	14/15	2	850.4.052.1A	027a	6
830.1.429.1A	031	4	840.1.021.1A	14/15	1	840.1.054.2B	14/15	2	840.1.081.2B	14/15	2	850.4.055.1A	032	7
830.1.431.1A	032	6	840.1.022.1A	14/15	1	840.1.055.2B	14/15	2	840.1.082.2B	14/15	2	850.4.055.1A	033	28
830.1.432.1A	032a	5	840.1.023.1A	14/15	1	840.1.056.2B	14/15	2	840.1.083.2B	14/15	2	850.4.055.1A	034a	14
830.1.433.1A	032a	4	840.1.024.1A	14/15	1	840.1.057.2B	14/15	2	840.1.084.2B	14/15	2	850.4.067.1A	018a	18
830.1.435.1A	018a	19	840.1.025.1A	14/15	1	840.1.058.2B	14/15	2	840.1.085.2B	14/15	2	850.4.082.1A	033	9
830.1.448.1A	035	16	840.1.026.1A	14/15	1	840.1.059.2B	14/15	2	840.1.086.2B	14/15	2	850.4.082.1A	034	14
832.1.003.1C	028a	14	840.1.027.1A	14/15	1	840.1.060.2B	14/15	2	840.1.087.2B	14/15	2	850.4.082.1A	034a	3
840.1.001.1A	14/15	1	840.1.028.1A	14/15	1	840.1.061.2B	14/15	2	840.2.001.1A	014	1	850.4.102.1A	027a	10
840.1.002.1A	14/15	1	840.1.029.1A	14/15	1	840.1.062.2B	14/15	2	840.2.001.1A	015	1	850.4.104.1A	034	27
840.1.003.1A	14/15	1	840.1.030.1A	14/15	1	840.1.063.2B	14/15	2	840.2.002.2B	014	2	850.4.105.1A	034	28
840.1.004.1A	14/15	1	840.1.031.1A	14/15	1	840.1.064.2B	14/15	2	840.2.002.2B	015	2	850.4.109.1A	034a	10
840.1.005.1A	14/15	1	840.1.032.1A	14/15	1	840.1.065.2B	14/15	2	841.1.037.1A	033	27	851.1.001.1B	004	9
840.1.006.1A	14/15	1	840.1.033.1A	14/15	1	840.1.066.2B	14/15	2	841.1.050.1A	028a	19	851.1.004.1A	003	31
840.1.007.1A	14/15	1	840.1.034.1A	14/15	1	840.1.067.2B	14/15	2	841.1.051.1B	004	2	851.1.010.1A	006	12
840.1.008.1A	14/15	1	840.1.041.2B	14/15	2	840.1.068.2B	14/15	2	847.4.002.1A	027	11	851.1.013.1A	008	14
840.1.009.1A	14/15	1	840.1.042.2B	14/15	2	840.1.069.2B	14/15	2	848.4.026.1A	028	13	851.4.002.1A	004	5
840.1.010.1A	14/15	1	840.1.043.2B	14/15	2	840.1.070.2B	14/15	2	848.4.027.1A	028	16	852.1.005.1A	002	14
CATALOGUE No: ISSUED:	915.1.257.1B 12 - 06						CATALOGUE No: ISSUED:	915.1.257.1B 12 - 06						

INDEX

CODE No.	Drwg.	POS. N.	CODE No.	Drwg.	POS. N.	CODE No.	Drwg.	POS. N.	CODE No.	Drwg.	POS. N.	CODE No.	Drwg.	POS. N.
852.1.024.1A	034	11	852.1.174.1A	002	31	852.5.024.1A	025	23	866.1.075.1A	027a	3	884.4.051.1A	026a	18
852.1.053.2A	002	2	852.1.174.1A	008	8	852.5.026.1A	010	5	866.1.076.1A	034	19	884.5.003.1A	022	10
852.1.072.1A	019	23	852.1.174.1A	009	9	852.5.026.1A	011	25	866.1.077.1A	034	20	884.5.003.1A	027	14
852.1.075.1B	034a	23	852.1.176.1A	017	5	852.5.026.1A	014	11	872.1.015.1A	021	14	884.5.011.1A	011	8
852.1.094.1A	002	19	852.1.195.1A	005	10	852.5.026.1A	015	11	872.1.048.1A	021	5	884.5.013.1A	005a	4
852.1.099.1A	032	12	852.1.195.1A	009	7	852.5.028.1A	011	2	872.1.053.1A	018a	22	884.5.034.1A	002	22
852.1.104.1A	006	11	852.1.203.1A	025	29	852.5.029.1A	018	6	872.1.054.1A	028a	7	884.5.036.1A	012	21
852.1.104.1B	006	11	852.1.216.1A	028a	2	852.5.029.1A	034	17	873.1.005.1A	013	13	884.5.039.1A	009	25
852.1.104.1H	006	11	852.1.217.1A	026a	15	853.1.003.1A	010a	22	875.1.065.1A	001d	3	886.1.013.1A	032a	1
852.1.104.1K	006	11	852.1.218.1A	033	4	853.1.003.1A	012	2	875.1.123.2B	010	24	886.1.024.1A	010	27
852.1.104.1L	006	11	852.1.218.1A	034a	20	853.5.010.1A	018	7	875.1.123.2B	010a	19	886.1.095.1A	011	38
852.1.104.1M	006	11	852.1.221.1A	026	14	856.1.001.1A	003	6	875.1.128.1A	028	14	886.4.033.1A	009	4
852.1.104.1N	006	11	852.1.221.1A	026a	3	856.1.031.1A	003	16	875.1.131.1A	021	39	886.4.033.1A	010a	13
852.1.104.2C	006	11	852.1.222.1A	026	6	856.1.042.1A	034a	18	875.1.132.1A	021	37	886.4.034.1A	009	18
852.1.104.2D	006	11	852.4.008.1A	034a	27	856.1.062.2A	008	19	876.1.102.1B	029	1	886.4.035.1A	011	22
852.1.104.2E	006	11	852.4.013.1A	017	23	856.1.064.2A	010	15	877.1.091.1A	025	21	886.4.037.1A	009	6
852.1.104.2F	006	11	852.5.009.1A	019	32	856.1.071.1A	012	9	877.1.113.1A	023	15	886.4.043.1A	004	27
852.1.104.2G	006	11	852.5.023.1A	011	30	856.1.074.2A	013	4	877.1.114.1A	024	17	886.4.089.1A	017	17
852.1.104.2I	006	11	852.5.023.1A	015	20	856.1.075.1A	012	17	877.2.005.1A	029	2	886.4.103.1A	031	10
852.1.104.2J	006	11	852.5.023.1A	017	3	860.1.004.1A	010	23	881.1.012.1A	002	32	886.4.106.1A	016	6
852.1.114.1A	011	34	852.5.023.1A	035	13	860.1.004.1A	011	21	881.1.034.1A	012	18	886.4.118.1A	004	26
852.1.135.1A	005a	3	852.5.024.1A	002	5	860.1.005.1A	010	26	881.1.051.1A	011	36	886.4.118.1A	010	13
852.1.151.1A	022	15	852.5.024.1A	005	16	860.5.006.1A	014	24	881.1.054.1A	026a	7	886.4.124.1A	026a	16
852.1.151.1A	025	3	852.5.024.1A	011	32	860.5.006.1A	015	24	881.2.001.1A	004	19	886.5.013.1A	010	3
852.1.172.1A	002	29	852.5.024.1A	019	12	861.5.013.1A	021	34	882.1.003.1A	008	11	886.5.013.1A	010a	18
852.1.172.1A	009	11	852.5.024.1A	023	17	866.1.020.1A	033	2	882.1.006.1A	002	16	886.5.014.1A	021	27
852.1.172.1A	011	7	852.5.024.1A	024	4	866.1.030.1A	033	3	884.4.025.1A	033	8	886.5.050.1A	013	1
CATALOGUE No: 915.1.257.1B ISSUED: 12 - 06						CATALOGUE No: 915.1.257.1B ISSUED: 12 - 06								

INDEX

CODE No.	Drwg.	POS. N.	CODE No.	Drwg.	POS. N.	CODE No.	Drwg.	POS. N.	CODE No.	Drwg.	POS. N.	CODE No.	Drwg.	POS. N.
88700.5665	001	10	88713.2060	001a	11	88765.1126C	001d	24	930.4.052.1A	026	18	97900.0217	001c	15
88700.5749	001	14	88713.2069	001a	2	88765.1126T	001d	16	930.5.005.1A	011	26	97900.0218	001d	18
88713.0869	001	15	88713.2102	001a	4	88765.1126V	001c	14	930.5.006.2B	011	28	97900.0219	001c	10
88713.0870	001	16	88713.2103	001	7	88765.1188	001a	12	930.5.007.1A	013	17	97900.0220	001d	21
88713.0944	001	18	88713.2133	001	12	88765.1298	001	3	930.5.012.1A	028a	5	97900.0221	001d	22
88713.1010	001a	20	88713.2409	001b	15	88765.1371	001c	3	934.1.005.1A	031	6	97900.0222	001c	9
88713.1038	001b	5	88713.2442	001	2	88765.1374	001c	4	934.1.006.1A	031	8	97900.0223	001c	11
88713.1057	001b	11	88713.2562	001b	13	88765.1518	001a	5	934.1.007.1A	035	15	97900.0224	001c	6
88713.1058	001b	7	88713.2669	001	17	88765.1523	001	4	93783.1524	011	18	97900.0225	001c	8
88713.1062	001b	9	88713.2676	001	1	893.1.007.1A	031	2	93785.1830	010a	8	97900.0226	001c	12
88713.1068	001b	2	88713.2827	001	11	893.2.006.2A	010	7	93823.2018	004	30	97900.0227	001d	7
88713.1071	001b	10	88713.2832	001a	1	893.2.013.1A	005	7	93827.0114	005	12	97900.0228	001d	12
88713.1072	001b	1	88713.2834	001a	17	893.4.005.1A	023	11	93827.0114	009	22	97900.0229	001c	13
88713.1073	001b	16	88713.2842	001	20	893.4.005.1A	025	27	93827.0114	010	8	97900.0230	001d	20
88713.1074	001b	4	88713.2846	001	21	894.1.020.1A	009	23	94247.0014	005a	5	97900.0231	001d	17
88713.1515	001b	6	88713.2847	001	19	913.7.119.1B	033	29	94247.0014	010a	3	97900.0232	001c	16
88713.1524	001a	14	88713.2854	001b	19	913.7.119.1B	033	29	94247.0014	011	12			
88713.1749	001a	13	88713.2855	001b	18	913.7.119.1B	033	29	961.1.610.7B	037	1			
88713.1805	001a	3	88713.2856	001b	12	913.7.119.1B	033	29	963.1.100.7B	037	2			
88713.1806	001a	6	88713.2857	001b	14	930.1.004.1A	021	2	963.1.110.7B	037	3			
88713.1821	001a	9	88713.2858	001b	17	930.4.002.2A	003	30	963.1.120.7B	037	4			
88713.1832	001	9	88713.2861	001a	19	930.4.011.1A	028	6	965.1.860.7B	037	5			
88713.1886	001	13	88713.2870	001a	10	930.4.021.1A	005a	2	97900.0002	001c	2			
88713.1904	001a	15	88713.2874	001	8	930.4.022.1A	010	20	97900.0003	001d	23			
88713.1920	001a	8	88713.2877	001a	18	930.4.023.1A	003	14	97900.0211	001c	7			
88713.1980	001a	16	88713.2878	001	5	930.4.034.1A	005	6	97900.0215	001c	1			
88713.2011	001a	7	88765.0999	001	6	930.4.035.1A	004	16	97900.0216	001c	5			
CATALOGUE No: ISSUED:			915.1.257.1B 12 - 06			CATALOGUE No: ISSUED:			915.1.257.1B 12 - 06					