

**GENERAL INFORMATION**

The present *spare parts* list enables one to order exactly the right spare parts.

When ordering specify:

- 1) the part's code number followed by its description;
  - 2) the motorcycle's serial number, stamped on the steering head.
- Reference to right and left apply to the vehicle in terms of its direction of movement.

**VALIDIT**

**f.m.** Until V.I.N.  
**d.m.** From V.I.N.  
**f.m.m.** Up to engine number  
**d.m.m.** From engine number

- RED motorcycle
- ▲ YELLOW motorcycle

*All data are subject to modification without prior notice.*

**DUCATI MOTOR S.p.A.**  
*Uffici Commerciali Amministrativi:*  
*Via A. Cavalieri Ducati n. 3*  
*40132 Bologna, Italy*  
*Telefono 39 51 6413111*  
*Fax 39 51 406580*  
*Internet [www.ducati.com](http://www.ducati.com)*

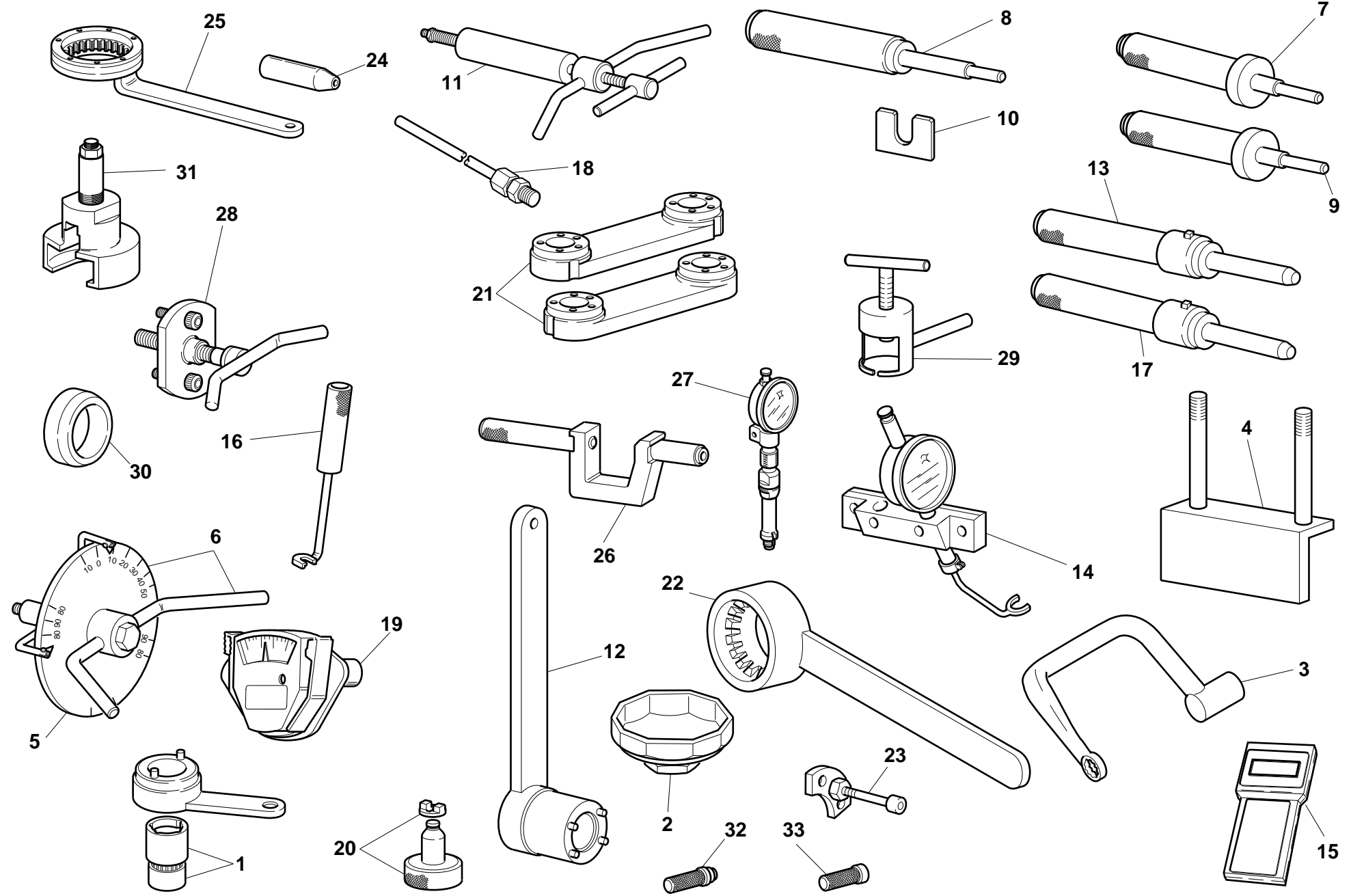
## CONTENS

5	001	WORKSHOP SPECIAL TOOLS
7	001.1	WORKSHOP SPECIAL TOOLS
9	001.2	DIAGNOSIS TESTER MATHESIS
11	002	GEARCHANGE
13	003	GEAR-BOX
15	004	CLUTCH
17	005	CLUTCH COVER
19	006	CRANKSHAFT
21	007	CYLINDERS - PISTONS
23	008	TIMING
25	009	FILTERS AND OIL PUMP
27	010	HALF CRANKCASES
29	011	WATER PUMP - ALTERNATOR COVER
31	012	ELECTRIC STARTER AND IGNITION
33	013	HEAD: TIMING
35	014	HEAD
37	015	COLLECTORS AND HEAD COVERS
39	016	THROTTLE BODY
41	017	ELECTRIC SYSTEM
43	017.1	ELECTRIC SYSTEM
45	018	INJECTION SYSTEM
47	019	EXHAUST SYSTEM
49	020	INSTRUMENT PANEL
51	021	FRONT HEAD-LIGHT
53	022	FRONT FORK
55	022.1	FRONT FORK
57	023	FRAME
59	024	CLUTCH CONTROL
61	025	FRONT HYDRAULIC BRAKE
63	026	REAR HYDRAULIC BRAKE
65	027	FRONT AND REAR WHEELS
67	028	REAR WHEEL PIN
69	029	REAR FRAME - REAR FOOT RESTS
71	030	REAR SUSPENSION
73	031	AIR INDUCTION - OIL VENT
75	032	WATER RADIATOR ASSY
77	033	COOLING CIRCUIT
79	034	FUEL TANK
81	034.1	FUEL TANK
83	035	SEAT
85	035.1	SEAT
87	036	FAIRING
89	036.1	FAIRING
91	037	FUELL INFEED
93	038	MARKING PLATES

DRAWING

1


WORKSHOP SPECIAL TOOLS




DRAWING

1

## WORKSHOP SPECIAL TOOLS

NOTES	NO.	CODE NO.	DESCRIPTION	VALIDITY	Q.TY	
	1	88700.5644	Timing belt rollers holder wrench		1	
	2	0675.03.210	Wrench for removing oil filter cartridge		1	
	3	88713.1139	Head nuts holder wrench		1	
	4	88713.0891	Head mounting base		1	
	5	98112.0002	Degree wheel		1	
	6	88713.0123	Degree wheel holder tool for ignition advance check		1	
	7	88713.0874	Exhaust valve guide punch tool		1	
	8	88713.0879	Punch tool to extract valve guide		1	
	9	88713.0875	Intake valve guide punch tool		1	
	10	88713.1309	Fork feeler gauge 2,35 mm		1	
	11	88713.0862	Rocker shaft extractor		1	
	12	88713.0137	Crankshaft gear holder wrench for tightening nut		1	
	13	88713.1078	Punch tool for driving exhaust valve seat		1	
	14	88765.1001	Valve lift gauge		1	
	15	88765.1068	Check instrument		1	
GB	15	88765.1069	Check instrument		1	
D	15	88765.1070	Check instrument		1	
F	15	88765.1071	Check instrument		1	
E	15	88765.1072	Check instrument		1	
	16	88713.0844	Half-rings mounting punch tool		1	
	17	88713.1079	Punch tool for driving intake valve seat		1	
	18	88713.1010	Union for exhaust gas suction		1	

CATALOGUE No.: 915.1.052.1C  
ISSUED: 02-00

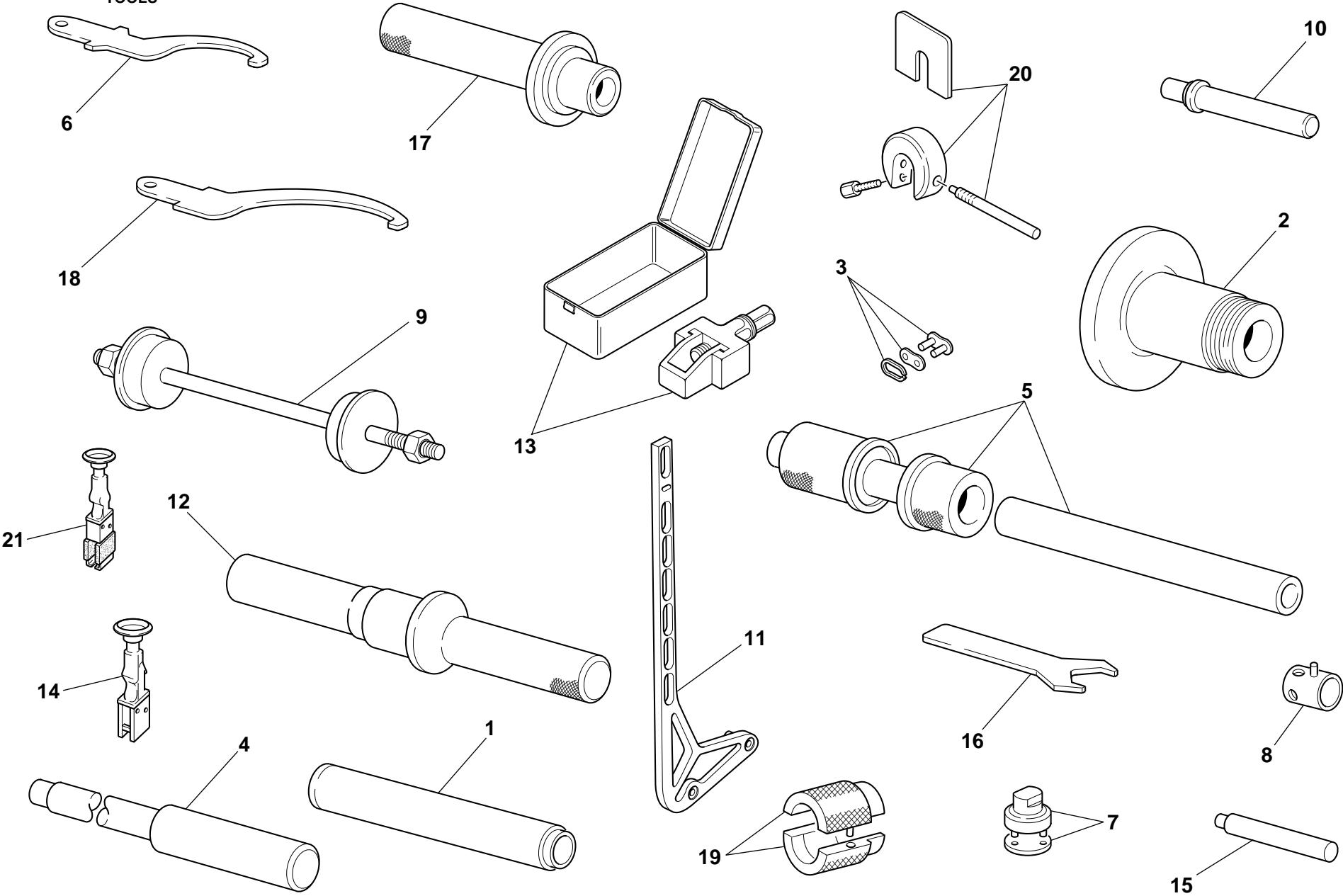
NOTES	NO.	CODE NO.	DESCRIPTION	VALIDITY	Q.TY	
	19	051.2.001.1A	Torque wrench for timing belt		1	
	20	88765.0978	Return cap of the valve control gauge		1	
	21	88713.0847	Camshaft stroke checking tool		1	
	22	88713.1419	Alternator holder wrench for tightening nut		1	
	23	88713.1091	Plate for positioning gear engagement fork		1	
	24	88700.5749	Crankcases assembling cap		1	
	25	88713.0146	Clutch drum holder wrench		1	
	26	88713.1093	Seal ring driving tool		1	
	27	88765.0968	T.D.C. control gauge		1	
	28	88713.0144	Extractor for removal of chain/generator cover		1	
	29	88713.1332	Extractor bushing bearing inner ring		1	
	30	88700.5665	Sleeve for installing clutch bell gear		1	
	31	88713.1502	Extractor for primary drive gear		1	
	32	88713.0869	Tool for assembling water pump front seal		1	
	33	88713.0870	Tool for assembling water pump front seal		1	

CATALOGUE No.: 915.1.052.1C  
ISSUED: 02-00

DRAWING

1.1


WORKSHOP SPECIAL  
TOOLS




DRAWING

1.1

WORKSHOP SPECIAL TOOLS

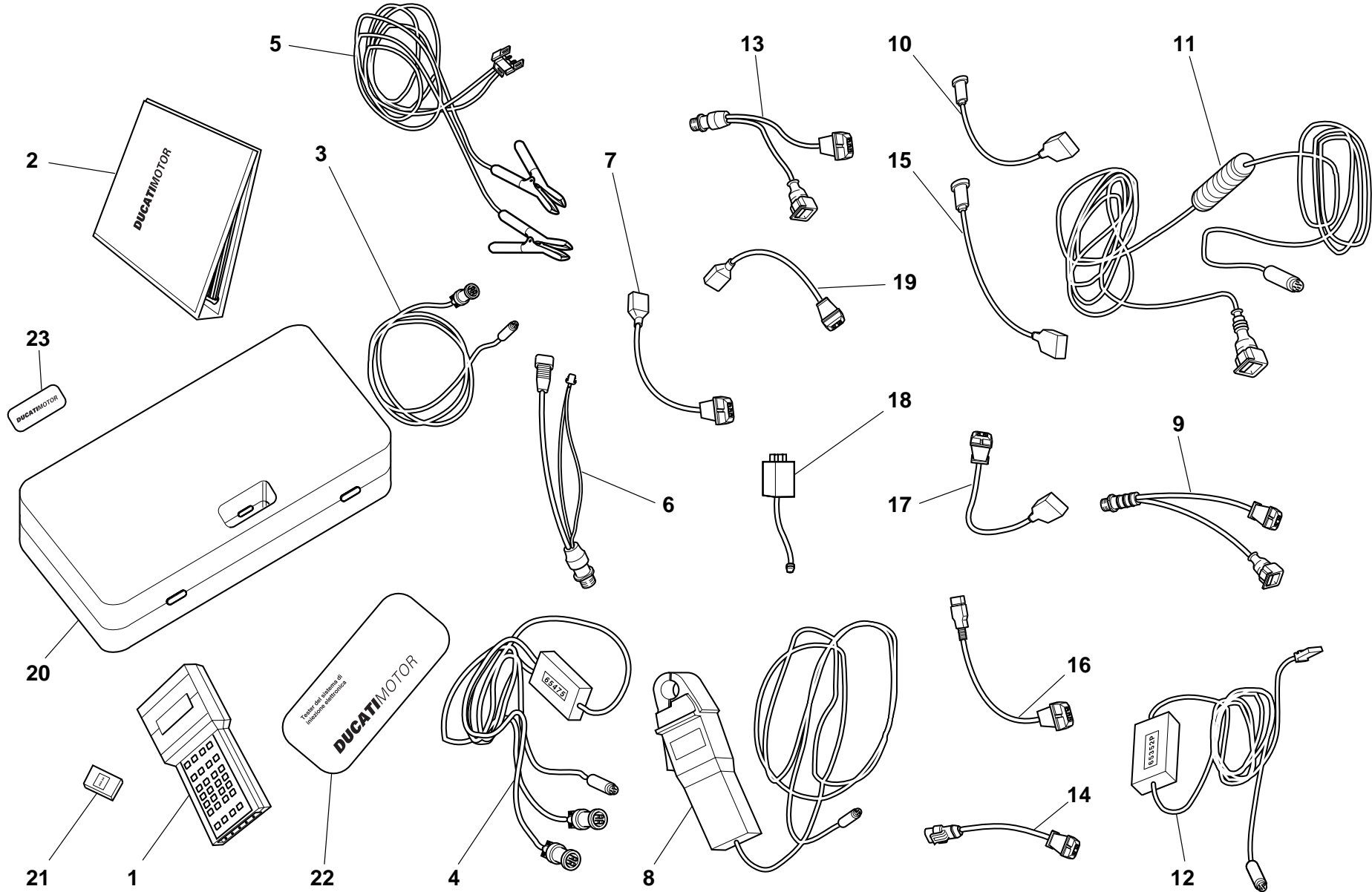
NOTES	NO.	CODE NO.	DESCRIPTION	VALIDITY	Q.TY	
	1	88713.1072	Stopper for driving the half bearing of the steering head base		1	
	2	88713.1073	Tool for balancing rear wheel		1	
	3	677.4.003.1A	Coupling		1	
	4	88713.1074	Stopper for disassembling the swingarm pivot		1	
	5	88713.1059	Tool for assembling the swingarm ball bearings		1	
	6	88713.1037	Wrench for adjusting the steering head		1	
	7	88713.1058	Wrench for assembling the steering head cap		1	
	8	8000.70139	Wrench for front wheel spindle		1	
	9	88713.1062	Tool for assembling the steering head bearings		1	
	10	88713.1071	Stopper for assembling the rocker needle bearings		1	
	11	699.2.063.1A	Geometry adjustment kit		1	
	12	88713.1067	Stopper for assembling the roller bearings of the eccentric hub		1	
	13	88713.1344	Tool for assembling chain		1	
	14	88713.1140	EPROM chip introducing		1	
	15	88713.1057	Stopper for inserting the steering damper bearing		1	
	16	88713.1077	Wrench for seat lock nut		1	
	17	88713.1068	Stopper for assembling the rear fork roller bearings		1	
	18	88713.1038	Wrench for adjusting the eccentric hub		1	

NOTES	NO.	CODE NO.	DESCRIPTION	VALIDITY	Q.TY	
	19	88713.1096	Tool for overhauling SHOWA forks - assembling seal ring		1	
	20	88713.0957	Tool for holding SHOWA fork spacer		1	
	21	88713.1097	EPROM extractor		1	

DRAWING

1.2

DIAGNOSIS TESTER MATHESIS




DRAWING

## 1.2

## DIAGNOSIS TESTER MATHESIS

NOTES	NO.	CODE NO.	DESCRIPTION	VALIDITY	Q.TY	
	1	88765.1126Z	Bare Mathesis		1	
	2	914.7.023.1A	Italian manual		1	
	2	914.7.023.1B	English manual		1	
	2	914.7.023.1C	German manual		1	
	2	914.7.023.1D	Franch manual		1	
	2	914.7.023.1E	Spanish manual		1	
	3	88765.1126R	Main cable Mathesis		1	
	4	88765.1126A	Pickup Control cable		1	
	5	88765.1126Q	Battery mains cable		1	
	6	88765.1126	Mains cable adapter for self diagnosis		1	
	7	88765.1126N	Sensor for absolute pressure sampling		1	
	8	88765.1126V	Amperometer plier		1	
	9	88765.1126E	Adapter for 3 wires Pickup test cable		1	
	10	88765.1126P	Sensor for air temperature sampling		1	
	11	88765.1126C	Cable for potentiometer adjustment		1	
	12	88765.1126B	Test cable and speed indicator adjustment		1	
	13	88765.1126F	Adapter for 2 wires Pickup test cable		1	
	14	88765.1126D	Adapter for potentiometer adjustment		1	
	15	552.4.028.1A	Sensor for small throttle potentiometer sampling		1	
	16	88765.1126H	Sensor for throttle potentiomer sampling		1	

CATALOGUE No.: 915.1.052.1C  
ISSUED: 02-00

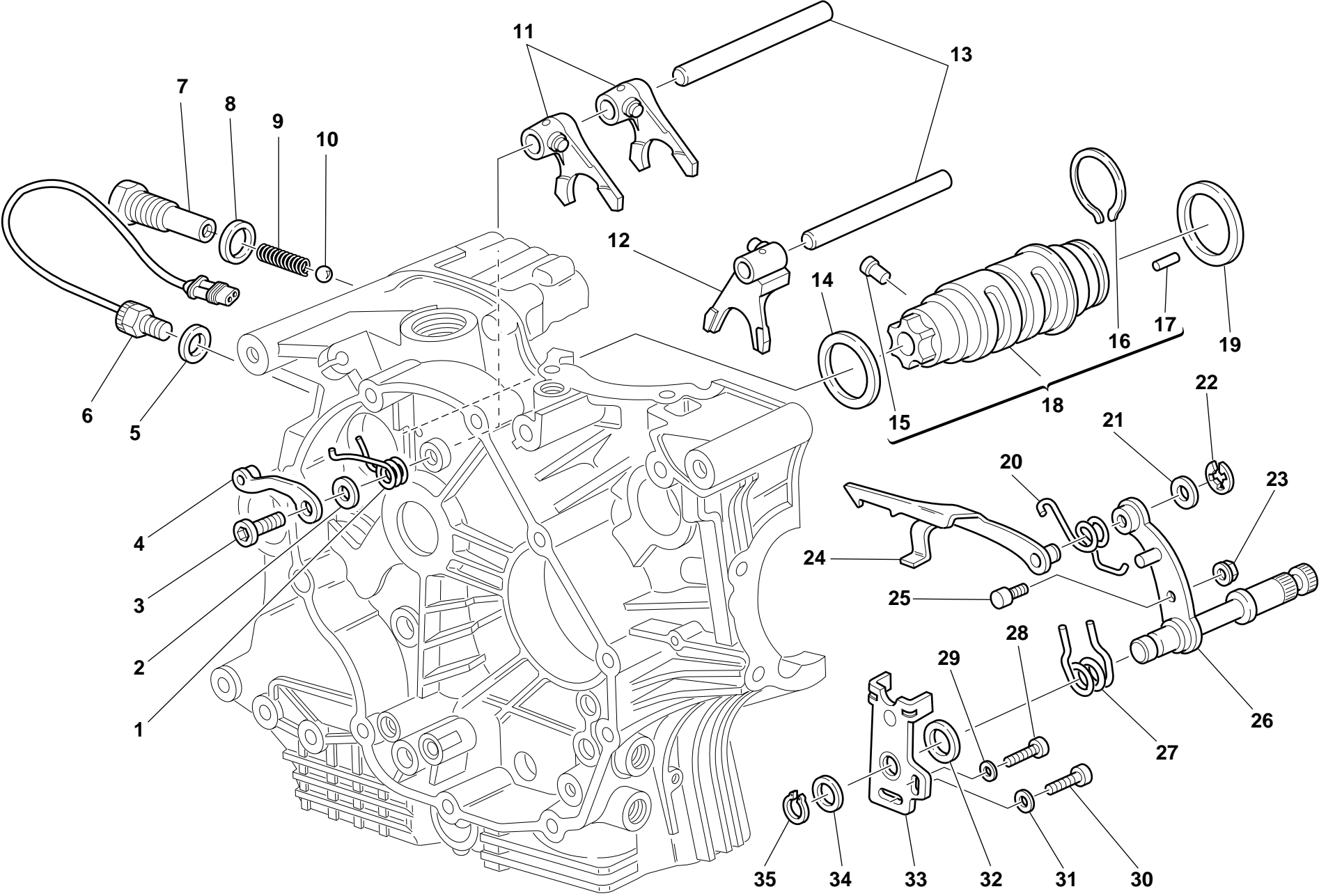
NOTES	NO.	CODE NO.	DESCRIPTION	VALIDITY	Q.TY	
	17	88765.1126G	Sensor for air/water temperature sampling		1	
	18	88765.1126M	Sfety remote switch		1	
	19	88765.1126L	2 Wires sampling Pickup sensor		1	
	20	88765.1126U	Case with sponge		1	
	21	88765.1073	Italian memory card		1	
	21	88765.1074	English memory card		1	
	21	88765.1075	German memory card		1	
	21	88765.1076	French memory card		1	
	21	88765.1077	Spanish memory card		1	
	22	88765.1126S	DUCATI sticker for case		1	
	23	88765.1126T	DUCATI sticker RH/LH side		1	

CATALOGUE No.: 915.1.052.1C  
ISSUED: 02-00




DRAWING 2


GEARCHANGE



DRAWING **2**      **GEARCHANGE**

NOTES	NO.	CODE NO.	DESCRIPTION	VALIDITY	Q.TY	
	1	799.1.049.1A	Return spring		1	
	2	852.1.053.1A	Washer		1	
	3	779.1.039.1A	Special screw		1	
	4	455.2.003.1A	Gear stopper assembly		1	
	5	0150.92.280	Gasket th.2		1	
	5	0504.03.085	Gasket th.1,5		1	
	5	420.2.000.8A	Copper gasket		1	
	5	852.1.111.1A	Gasket th.0.5		1	
	6	539.4.020.1A	Switch		1	
	7	0660.13.133	Push rod holder		1	
	8	0272.91.090	Gasket		1	
	9	0660.13.143	Gear selector spring		1	
	10	76835.1134	Ball		1	
	11	180.1.001.1A	1st,4th-2nd,3rd gear selector fork		2	
	12	180.1.002.1A	5th,6th gear selector fork		1	
	13	0660.13.070	Fork pin		2	
	14	852.1.005.1A	Shim th. 1		1	
	15	0660.13.045	Neutral light operating pin		1	
	16	882.1.006.1A	Needle retaining ring (square cross-section)		1	
	17	821.1.070.1A	Special roller (square cross-section)		6	
	18	182.2.006.2B	Complete gearbox drum		1	
	19	0660.13.060	Shim th. 1		1	
	20	799.1.025.1A	Fork return spring		1	
	21	0400.09.050	Washer		1	
	21	0765.92.205	Shim th. 0.2		2	

CATALOGUE No.: **915.1.052.1C**  
ISSUED : **02 - 00**

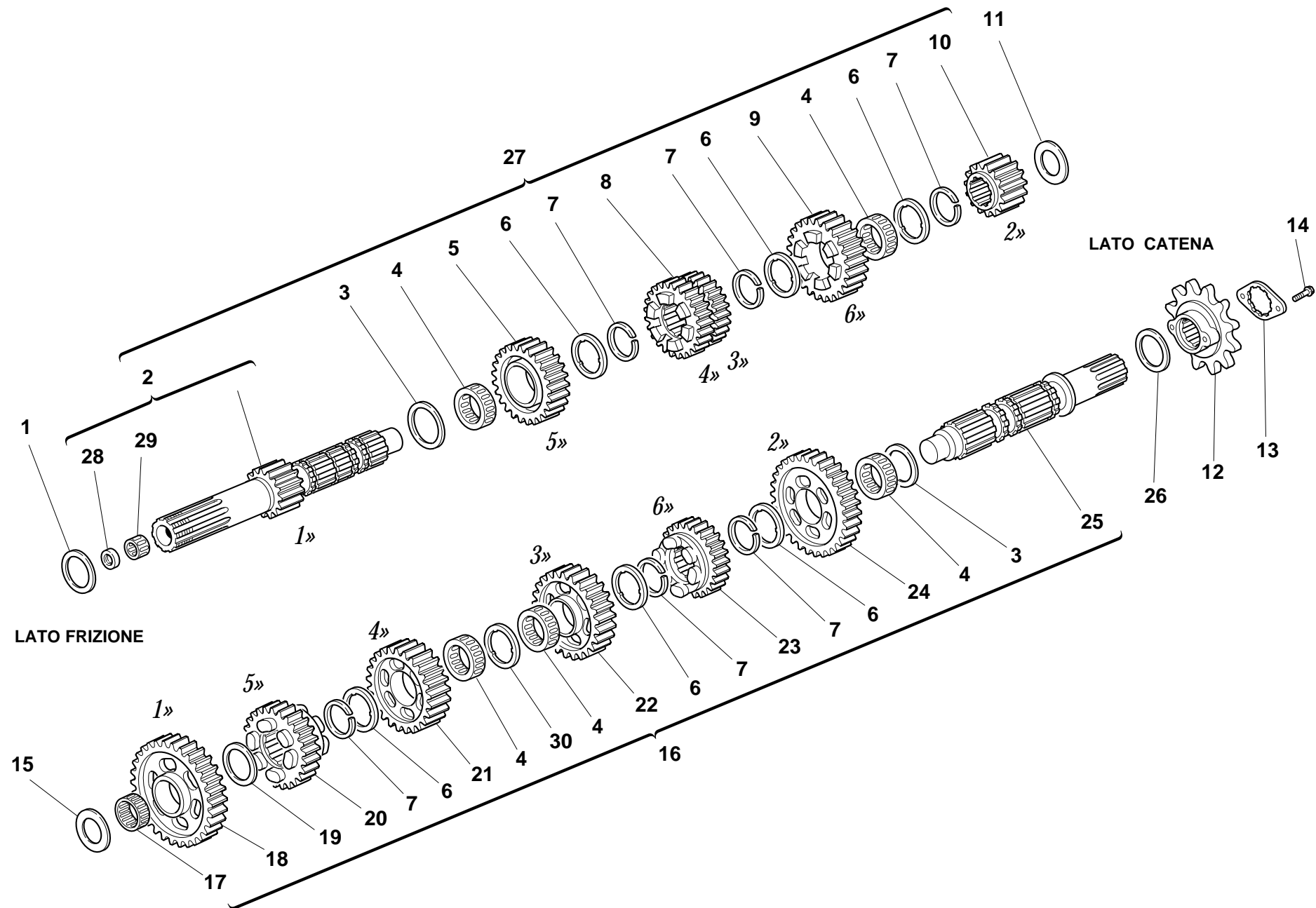
NOTES	NO.	CODE NO.	DESCRIPTION	VALIDITY	Q.TY	
	22	0214.07.350	Ring		1	
	23	750.5.001.1A	Nut		1	
	24	180.1.008.1A	Gearbox drum control fork		1	
	25	0660.13.165	Gearchange lever pin		1	
	26	821.1.001.1A	Pin with gearchange lever		1	
	27	0799.13.110	Gearchange lever return spring		1	
	28	60N102509	Screw		1	
	29	462.3.003.8A	Washer		1	
	30	771.5.122.2B	Screw		1	
	31	462.3.003.7A	Washer		1	
	32	881.1.012.1A	Centering ring		1	
	33	826.1.009.1A	Stopper plate		1	
	34	0400.29.125	Shim th. 0.2		2	
	34	0400.29.126	Shim th. 0.5		1	
	35	73500.1542	Circlip		1	

CATALOGUE No.: **915.1.052.1C**  
ISSUED : **02 - 00**

DRAWING

3

GEAR-BOX




DRAWING

3

## GEAR-BOX

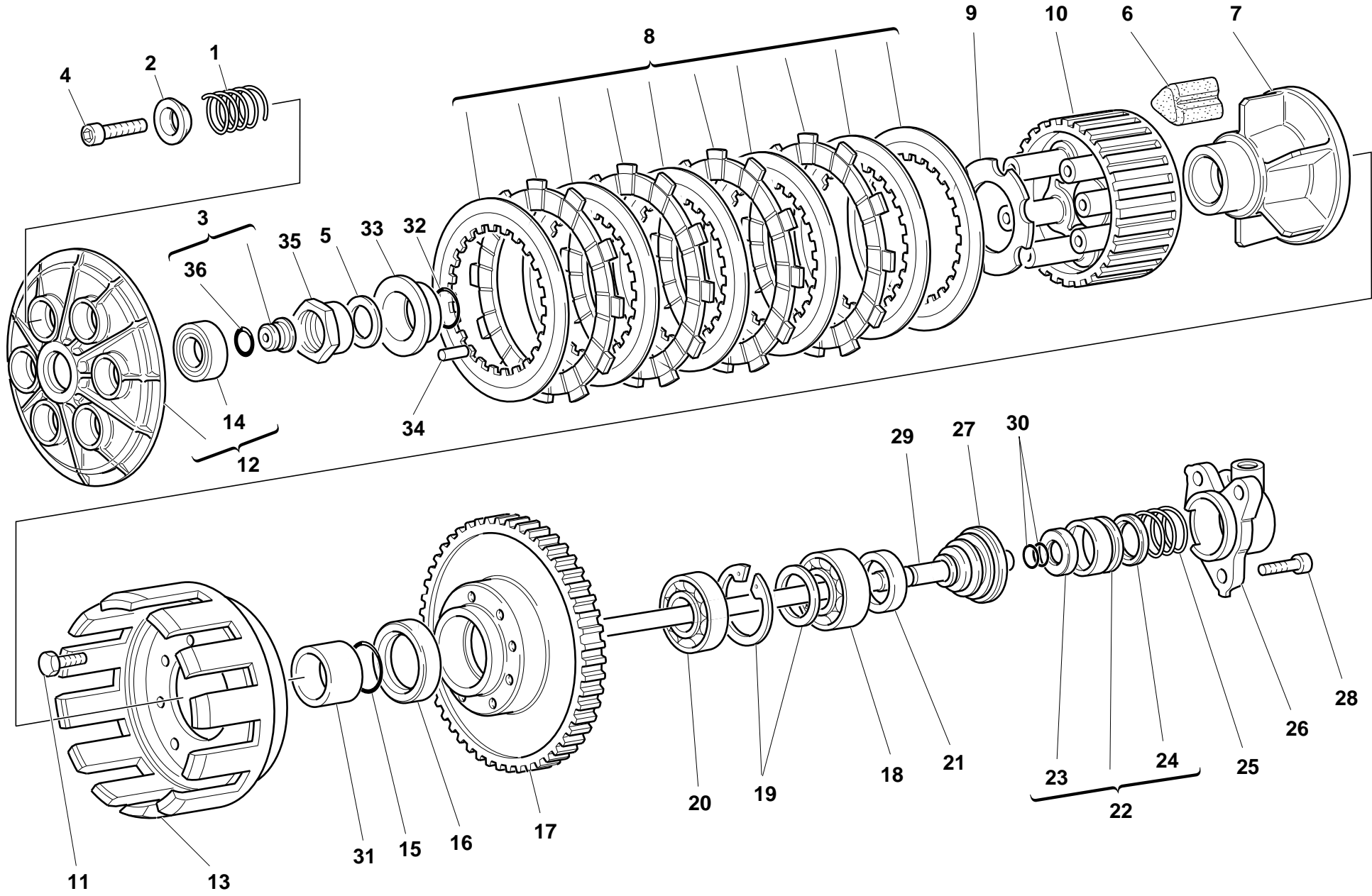
NOTES	NO.	CODE NO.	DESCRIPTION	VALIDITY	Q.TY	
	1	0251.47.050	Shim th. 1		1	
	1	0251.47.054	Shim th. 1.2		1	
	1	852.1.108.1AH	Shim th. 0.9		1	
	1	852.1.108.1AL	Shim th. 1,1		1	
	1	852.1.108.1AN	Shim th. 1,3		1	
	2	150.2.006.1A	Gearbox main shaft		1	
	3	0670.16.150	Shim th. 0.5		2	
	4	701.4.005.1A	Needle bearing		5	
	5	172.1.004.1C	Driving gear 5th sp.		1	
	6	856.1.001.1A	Grooved washer th. 0.5		6	
	7	0670.16.145	Snap ring		6	
	8	172.1.003.1C	Driving gear 3rd/4th sp.		1	
	9	172.1.005.1C	Driving gear 6th sp.		1	
	10	172.1.002.1B	Driving gear 2nd sp.		1	
	11	0670.16.163	Shim th. 1.8		1	
	11	0670.16.164	Shim th. 2		1	
	11	713.1.014.1A	Shim th. 1.5		1	
	11	713.1.014.1B	Shim th. 1.7		1	
	11	713.1.014.1E	Shim th. 1.6		1	
	11	713.1.014.1F	Shim th. 1.9		1	
	12	449.1.033.2A	Chain sprocket Z=14		1	
	13	826.1.011.1A	Sprocket keep plate		1	
	14	8A00.67997	Screw		2	
	15	0670.16.164	Shim th. 2		1	
	15	0670.16.165	Shim th. 2.2		1	
	15	0670.16.184	Shim th. 1		1	
	15	0670.16.185	Shim th. 1.2		1	

CATALOGUE No.: 915.1.052.1C  
ISSUED: 02-00

NOTES	NO.	CODE NO.	DESCRIPTION	VALIDITY	Q.TY	
	15	713.1.011.1A	Spacer th. 2.3		1	
	15	713.1.014.1A	Shim th. 1.5		1	
	15	713.1.014.1E	Shim th. 1.6		1	
	16	150.2.048.1A	Complete lay shaft		1	
	17	76402.0002	Needle bearing		1	
	18	172.1.006.1B	Driven gear 1st sp.		1	
	19	0670.16.155	Shim th. 1		1	
	20	172.1.010.1C	Driven gear 5th sp.		1	
	21	172.1.009.1C	Driven gear 4th sp.		1	
	22	172.1.008.1C	Driven gear 3rd sp.		1	
	23	172.1.011.1C	Driven gear 6th sp.		1	
	24	172.1.007.1B	Driven gear 2nd sp.		1	
	25	149.1.024.1A	Gearbox lay shaft		1	
	26	0670.16.170	Shim th. 0.8		1	
	26	0670.16.171	Shim th. 1		1	
	26	852.1.105.1AB	Shim th. 0.9		1	
	26	852.1.105.1AD	Shim th. 1,1		1	
	26	852.1.105.1AG	Shim th. 0.7		1	
	27	150.2.047.1A	Complete main shaft		1	
	28	93783.0812	Seal ring		1	
	29	76270.0827	Needle bearing		1	
	30	856.1.031.1A	Grooved washer th. 0.5		1	

CATALOGUE No.: 915.1.052.1C  
ISSUED: 02-00



DRAWING 4 CLUTCH



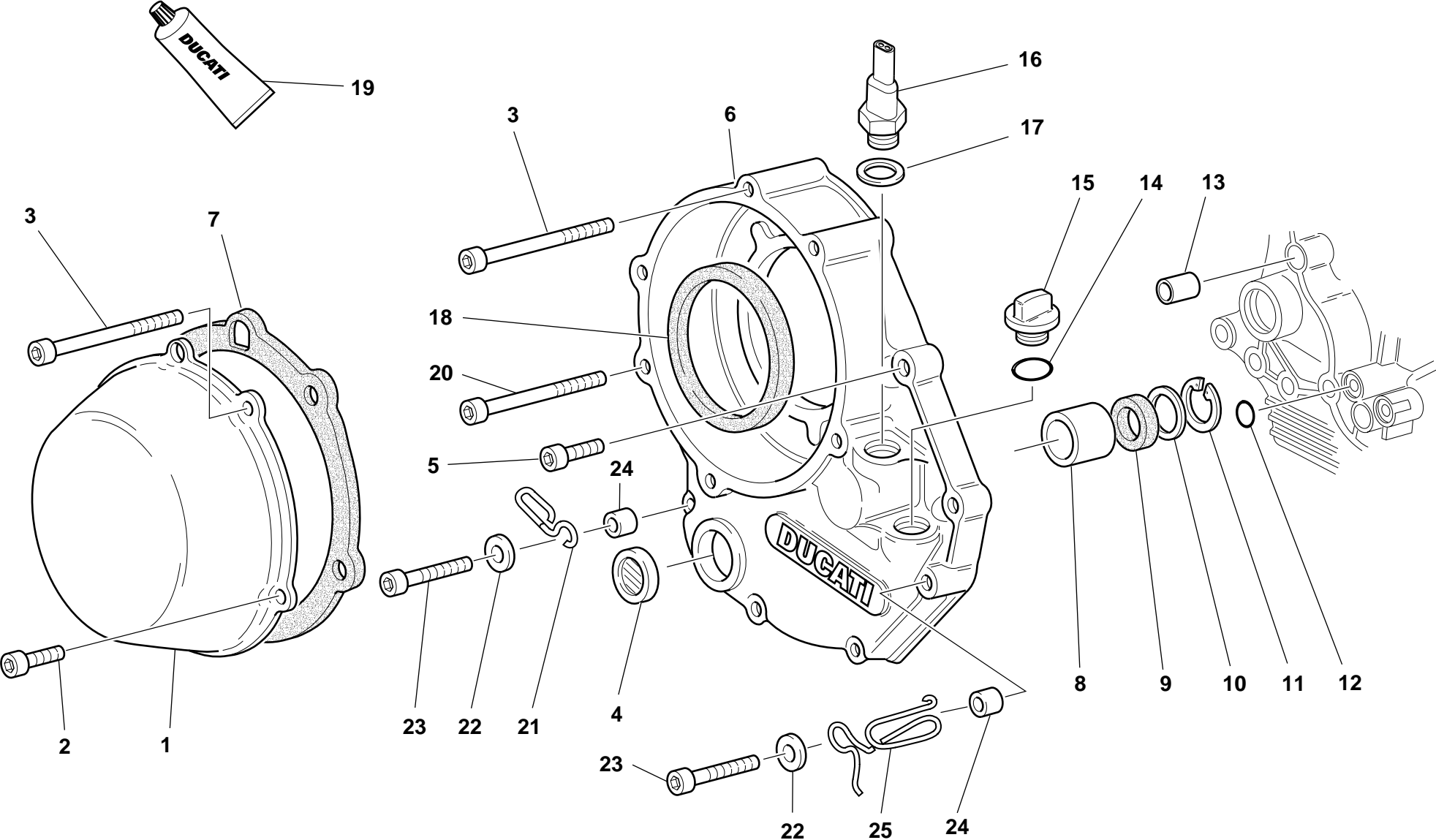
DRAWING

4

CLUTCH

NOTES	NO.	CODE NO.	DESCRIPTION	VALIDITY	Q.TY		NOTES	NO.	CODE NO.	DESCRIPTION	VALIDITY	Q.TY	
	1	0659.16.558	Clutch spring		6			28	60N107335	Screw		3	
	2	841.1.002.2A	Retainer		6			29	117.1.001.2A	Clutch control rod		1	
	3	818.2.009.1A	Clutch control pin		1			30	93823.2018	O-ring		2	
	4	771.5.043.2B	Screw		6			31	713.1.012.1B	Spacer		1	
	5	851.4.001.1A	Lock washer		1			32	93823.0128	O-ring		1	
	6	764.1.003.1B	Rubber pad		12			33	710.1.002.1A	Bush		1	
	7	162.1.001.1B	Plate holder hub		1			34	74224.0570	Pin		1	
	8	190.2.001.3A	Clutch plates set		1			35	750.1.002.1B	Nut		1	
	9	851.1.001.1B	Lock washer		1			36	0400.17.030	O-ring		1	
	10	196.1.001.1B	Clutch drum		1								
	11	70610.8120	Screw		8								
	12	194.2.001.1B	Pressure plate		1								
	13	198.1.027.1A	Clutch housing		1								
	14	702.5.016.1A	Bearing		1								
	15	463.2.053.7A	O-ring		1								
	16	463.4.026.9A	Seal ring		1								
	17	170.2.029.1A	Clutch/crankshaft gears pair		1								
	18	463.7.022.6A	Bearing		1								
	19	881.2.001.1A	Circlip - spacer		1								
	20	75113.2566	Bearing		1								
	21	0660.16.145	Spacer		1								
	22	195.2.002.1B	Piston assembly		1								
	23	93785.0822	Seal ring		1								
	24	930.4.009.1A	Seal ring		1								
	25	799.1.012.1A	Spring		1								
	26	236.1.010.3A	Clutch cap		1								
	27	672.1.006.1A	Rod protection cover		1								


DRAWING **5** CLUTCH COVER



DRAWING

5

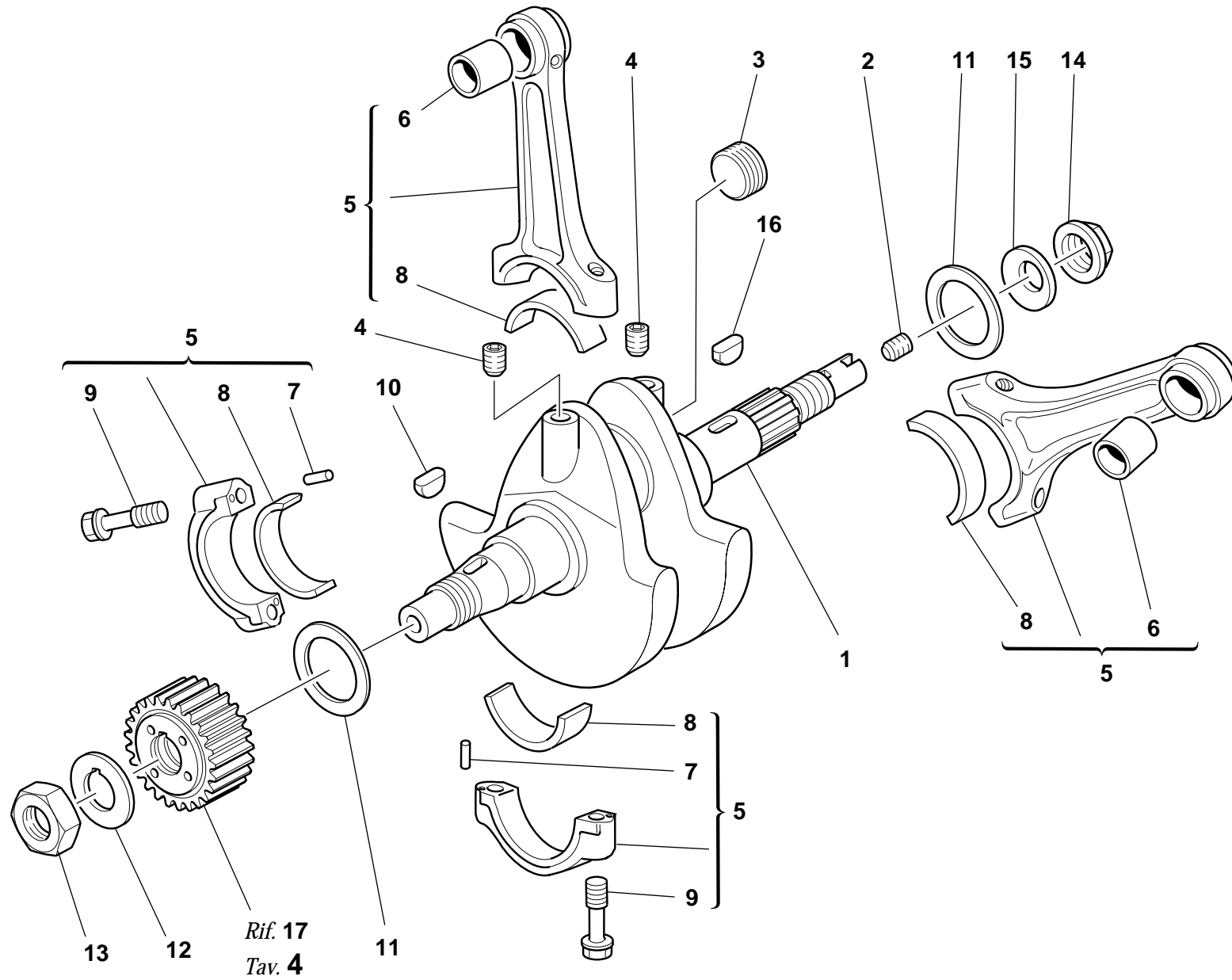
CLUTCH COVER

NOTES	NO.	CODE NO.	DESCRIPTION	VALIDITY	Q.TY	
	1	243.1.025.1AC	Clutch protection cover		1	
	2	60N102509	Screw		2	
	3	417.6.075.9A	Screw		3	
	4	254.4.001.1A	Oil level inspection cap		1	
	5	60N102510	Screw		4	
	6	243.2.004.1B	Cover clutch side (GREY)		1	
	7	788.1.052.1A	Cover gasket		1	
	8	0665.49.680	Bush		1	
	9	93784.2030	Seal ring		1	
	10	852.1.008.1A	Shim th. 0.5		1	
	11	73503.3075	Circlip		1	
	12	93827.0114	O-ring		1	
	13	0400.49.240	Locating bush		1	
	14	93823.2082	O-ring		1	
	15	893.1.005.1A	Cap		1	
	16	539.4.008.1D	Switch		1	
	17	0150.70.120	Gasket		1	
	18	463.4.047.7A	Ring		1	
	19	94247.0014	Fluid sealant		1	
	20	771.5.078.2B	Screw		1	
	21	829.1.073.3A	Holder		1	
	22	734306N01	Washer		2	
	23	771.5.072.2B	Screw		2	
	24	0675.49.540	Spacer		2	
	25	881.1.030.1A	Holder		1	

NOTES	NO.	CODE NO.	DESCRIPTION	VALIDITY	Q.TY	
-------	-----	----------	-------------	----------	------	---





## CRANKSHAFT



DRAWING

6

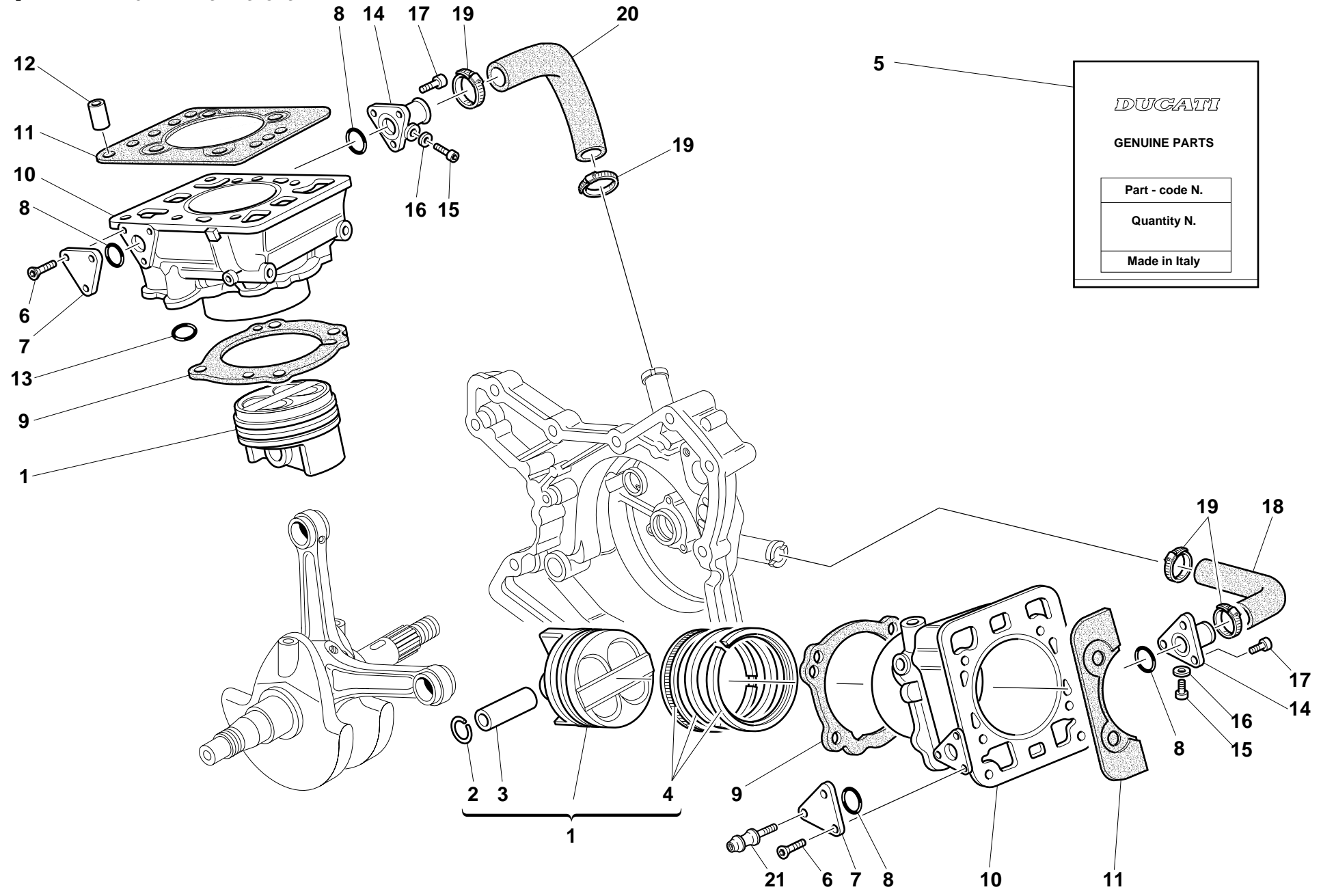
CRANKSHAFT

NOTES	NO.	CODE NO.	DESCRIPTION	VALIDITY	Q.TY		NOTES	NO.	CODE NO.	DESCRIPTION	VALIDITY	Q.TY	
	1	146.2.059.1A	Crankshaft (items 2-3-4 included)		1			12	0619.47.030	Lock washer		1	
	2	779.1.109.1A	Special screw		1			13	0660.47.040	Nut		1	
	3	895.1.004.1A	Cap		1			14	750.1.012.2A	Nut		1	
	4	72121.2106	Threaded dowel		2			15	799.1.051.2A	Spring washer		1	
	5	158.2.006.1D	Connecting rods pair (6-7-8 included)		1			16	74172.1008	Woodruff key		1	
	6	712.1.021.1A	Bush		2								
	7	74224.0570	Pin		4								
	8	112.1.007.1BA	Half-bearing (RED)		4								
	8	112.1.007.1BB	Half-bearing (BLUE)		4								
	9	779.1.007.2A	Special screw		4								
	10	0755.29.025	Woodruff key		1								
	11	852.1.104.1A	Shim th. 1.9		1								
	11	852.1.104.1B	Shim th. 1.95		1								
	11	852.1.104.1C	Shim th. 2		1								
	11	852.1.104.1D	Shim th. 2,05		1								
	11	852.1.104.1E	Shim th. 2,1		1								
	11	852.1.104.1F	Shim th. 2,15		1								
	11	852.1.104.1G	Shim th. 2.2		1								
	11	852.1.104.1H	Shim th. 2.25		1								
	11	852.1.104.1I	Shim th. 2.3		1								
	11	852.1.104.1J	Shim th. 2.35		1								
	11	852.1.104.1K	Shim th. 2,4		1								
	11	852.1.104.1L	Shim th. 2,45		1								
	11	852.1.104.1M	Shim th. 2.5		1								
	11	852.1.104.1N	Shim th. 2.55		1								


DRAWING

7

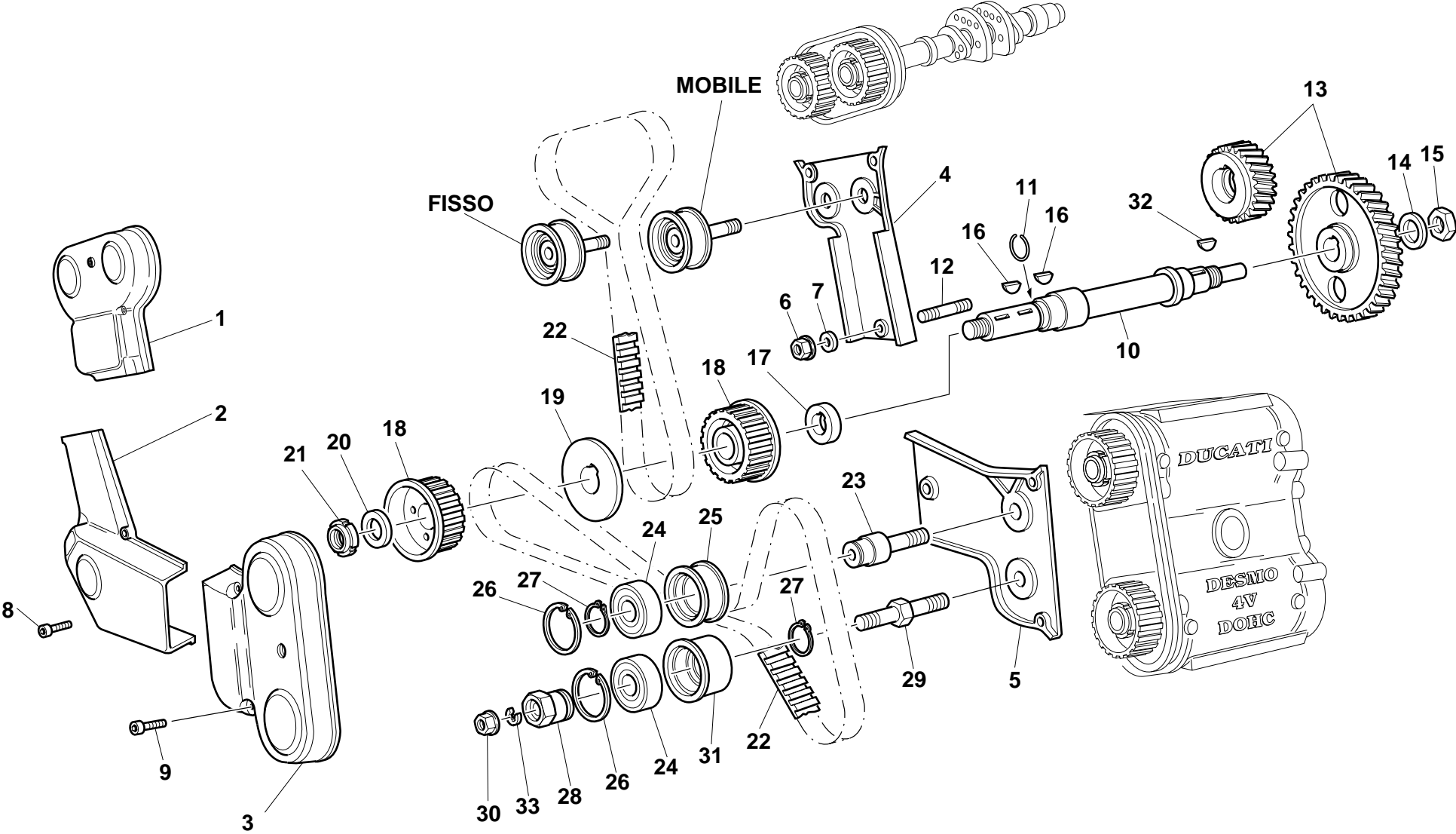
CYLINDERS - PISTONS



DRAWING 7 CYLINDERS - PISTONS

NOTES	NO.	CODE NO.	DESCRIPTION	VALIDITY	Q.TY	
	1	122.2.040.1A	Complete piston		2	
	2	121.1.003.1A	Piston pin circlip		4	
	3	121.1.038.1A	Piston pin		2	
	4	121.2.024.1A	Piston rings set		2	
	5	791.2.016.1A	Gaskets set		1	
	6	70780.6516	Screw		5	
	7	247.1.020.1AA	Cover		2	
	8	93823.2087	O-ring		4	
	9	786.1.047.1A	Cylinder-crankcase gasket th. 0.4		2	
	10	120.2.058.1A	Cylinder-piston fit		2	
	11	786.1.053.1A	Head-cylinder gasket		2	
	12	0619.49.240	Bush		4	
	13	93823.2037	O-ring		1	
	14	814.1.002.1AA	Water inlet union to cylinders		2	
	15	60N102504	Screw		2	
	16	420.2.000.7A	Copper gasket		2	
	17	60N107335	Screw		6	
	18	800.1.008.1A	Horizontal cylinder water inlet hose		1	
	19	741.4.002.1A	Clamp		4	
	20	800.1.007.1A	Vertical cylinder water inlet hose		1	
	21	779.1.084.1A	Special screw		1	


NOTES	NO.	CODE NO.	DESCRIPTION	VALIDITY	Q.TY	
-------	-----	----------	-------------	----------	------	---



DRAWING **8** **TIMING**

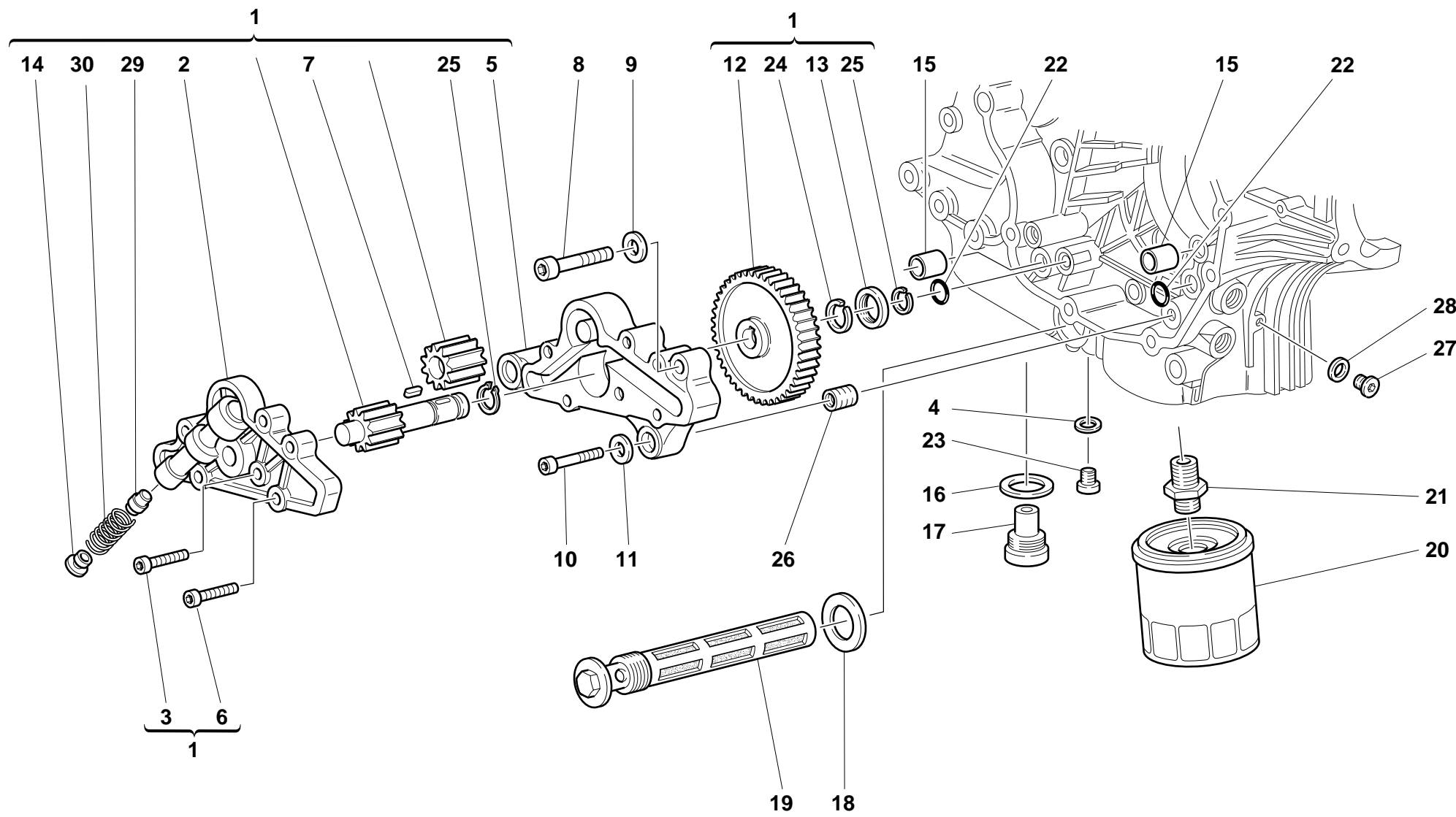
NOTES	NO.	CODE NO.	DESCRIPTION	VALIDITY	Q.TY	
	1	245.1.004.1BA	Vertical belt outer cover		1	
	2	245.1.003.1BA	Outer central cover		1	
	3	245.1.005.1BA	Horizontal belt outer cover		1	
	4	245.1.001.2A	Vertical belt inner cover		1	
	5	245.1.002.2A	Horizontal belt inner cover		1	
	6	8000.44240	Nut		2	
	7	462.3.003.8A	Washer		2	
	8	60N102510	Screw		3	
	9	60N102511	Screw		6	
	10	147.1.014.1A	Timing lay shaft		1	
	11	882.1.003.1A	Snap ring		1	
	12	70555.1631	Stud bolt		2	
	13	171.2.021.1A	Timing gears pair		1	
	14	0400.29.040	Lock washer		1	
	15	0124.40.060	Hexagon nut		1	
	16	74172.1008	Woodruff key		2	
	17	713.1.008.2A	Spacer		1	
	18	255.1.004.1A	Timing belt roller		2	
	19	856.1.002.1A	Belt roller separating washer		1	
	20	0797.69.040	Washer		1	
	21	72944.1542	Elastic-stop ring nut		1	
	22	737.4.011.1B	Timing drive toothed belt		2	
	23	451.1.004.2A	Fixed tensioner roller pin		2	
	24	702.5.001.1A	Bearing		4	
	25	451.1.008.1A	Fixed tensioner bush		2	
	26	73503.3380	Circlip		4	
	27	73500.1747	Snap ring		4	

CATALOGUE No.: **915.1.052.1C**  
ISSUED : **02 - 00**

NOTES	NO.	CODE NO.	DESCRIPTION	VALIDITY	Q.TY	
	28	451.1.002.1A	Tensioner eccentric		2	
	29	451.1.001.2A	Movable tensioner roller pin		2	
	30	729908FN1	Nut		2	
	31	451.1.007.1A	Movable tensioner roller bush		2	
	32	0755.29.025	Woodruff key		1	
	33	462.4.037.8A	Spring washer		2	

CATALOGUE No.: **915.1.052.1C**  
ISSUED : **02 - 00**

FILTERS AND OIL PUMP




DRAWING

9

FILTERS AND OIL PUMP

NOTES	NO.	CODE NO.	DESCRIPTION	VALIDITY	Q.TY	
	1	174.2.013.2A	Complete oil pump		1	
	2	247.1.104.1A	Pump cover		1	
	3	779.5.020.1A	Screw		3	
	4	420.2.006.2A	Aluminium gasket		1	
	5	250.2.030.2A	Pump body		1	
	6	779.5.019.1A	Screw		3	
	7	680.1.001.1B	Woodruff key		1	
	8	771.5.129.2B	Screw		2	
	9	462.4.037.8A	Spring washer		2	
	10	60N102510	Screw		1	
	11	462.4.037.6A	Spring washer		1	
	12	174.1.001.1A	Pump drive gear		1	
	13	710.1.001.1A	Bush		1	
	14	780.1.006.1A	Bypass cap		1	
	15	0759.49.280	Locating bush		2	
	16	220.3.208.3A	Gasket		1	
	17	0660.49.053	Oil drain plug with magnet		1	
	18	220.3.205.5A	Gasket		1	
	19	0660.49.800	Oil filter		1	
	20	0905.49.960	Oil filter cartridge		1	
	21	0670.49.910	Nipple		1	
	22	93827.0114	O-ring		2	
	23	779.1.026.1A	Screw		1	
	24	76267.0012	Snap ring		1	
	25	73500.1237	Circlip		2	
	26	0670.49.310	Reduction bush		1	
	27	779.1.162.1A	Cap		1	

CATALOGUE No.: 915.1.052.1C  
ISSUED : 02 - 00

NOTES	NO.	CODE NO.	DESCRIPTION	VALIDITY	Q.TY	
	28	0150.70.120	Gasket		1	
	29	593.1.018.1A	Bypass valve		1	
	30	799.1.055.1A	Bypass spring		1	

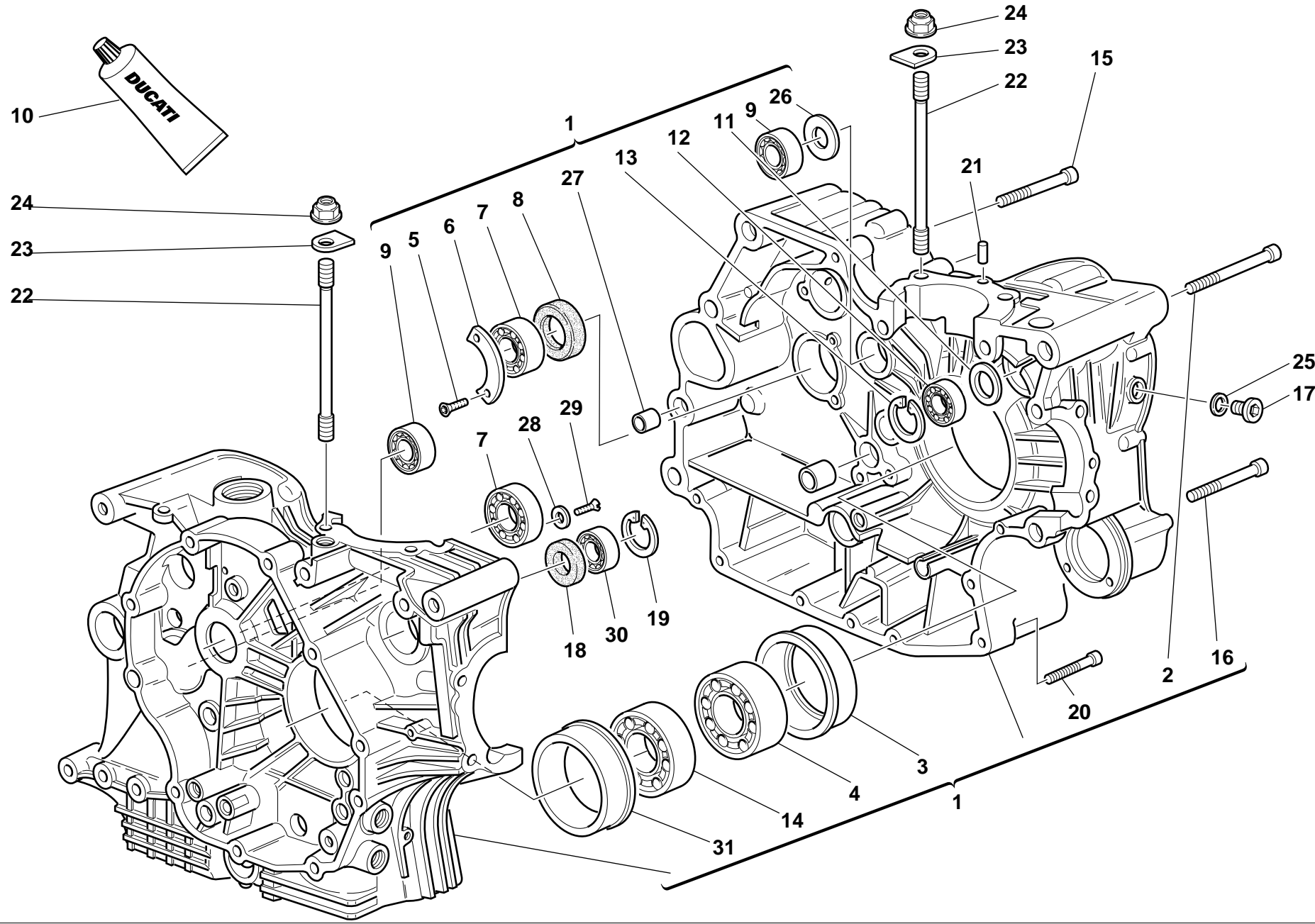
CATALOGUE No.: 915.1.052.1C  
ISSUED : 02 - 00



DRAWING

10

HALF CRANKCASES




DRAWING

10

HALF CRANKCASES

NOTES	NO.	CODE NO.	DESCRIPTION	VALIDITY	Q.TY	
	1	225.2.018.3D	Complete half-crankcases pair		1	
	2	417.6.082.9A	Screw		4	
	3	710.1.070.1A	Bearing holder bush		1	
	4	75191.3380	Bearing		1	
	5	72094.1616	Screw		2	
	6	826.1.003.1A	Keep plate		1	
	7	75130.2566	Bearing		2	
	8	93783.2552	Seal ring		1	
	9	75791.1747	Bearing		2	
	10	94247.0014	Fluid sealant		1	
	11	0181.40.060	Shim th. 0.2		1	
	12	702.5.008.1A	Bearing		1	
	13	73503.3380	Circlip		1	
	14	75143.3380	Bearing		1	
	15	771.5.136.2B	Screw		3	
	16	771.5.080.2B	Screw		2	
	17	779.1.026.1A	Screw		1	
	18	93785.1830	Seal ring		1	
	19	73503.3380	Circlip		1	
	20	771.5.072.2B	Screw		7	
	21	0011.52.010	Locating dowel		2	
	22	766.1.001.2B	Stud bolt for fastening head cylinder		8	
	23	856.1.025.1A	Special washer		8	
	24	0670.92.010	Nut		8	
	25	420.2.006.2A	Aluminium gasket		1	
	26	0370.49.250	Washer		1	

CATALOGUE No.: 915.1.052.1C  
ISSUED : 02 - 00

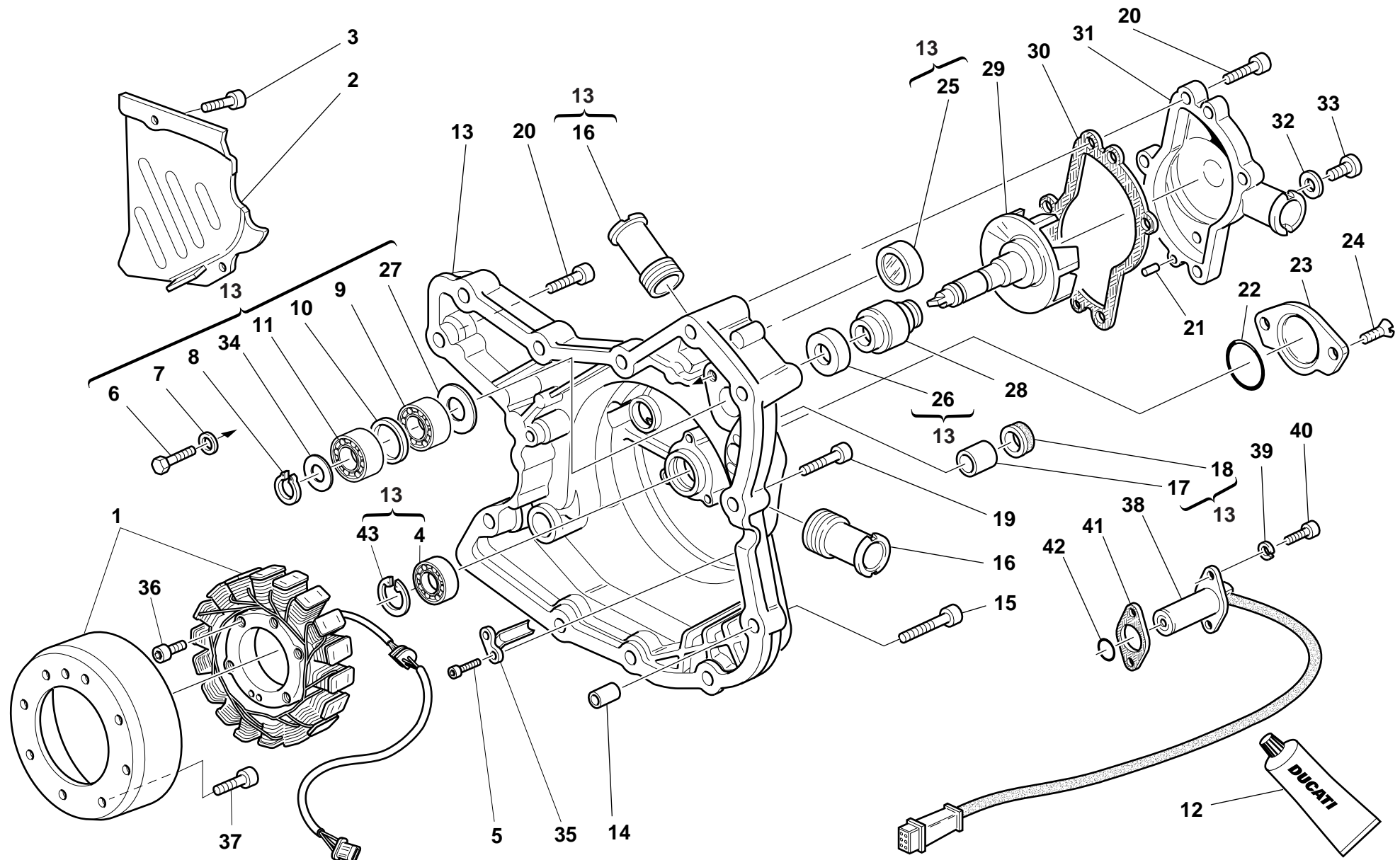
NOTES	NO.	CODE NO.	DESCRIPTION	VALIDITY	Q.TY	
	27	711.1.006.1A	Bush		2	
	28	713.1.140.1A	Spacer		2	
	29	60N101079	Screw		2	
	30	75794.1542	Bearing		1	
	31	710.1.069.1A	Bearing holder bush		1	

CATALOGUE No.: 915.1.052.1C  
ISSUED : 02 - 00

DRAWING

11



WATER PUMP - ALTERNATOR COVER



DRAWING

11

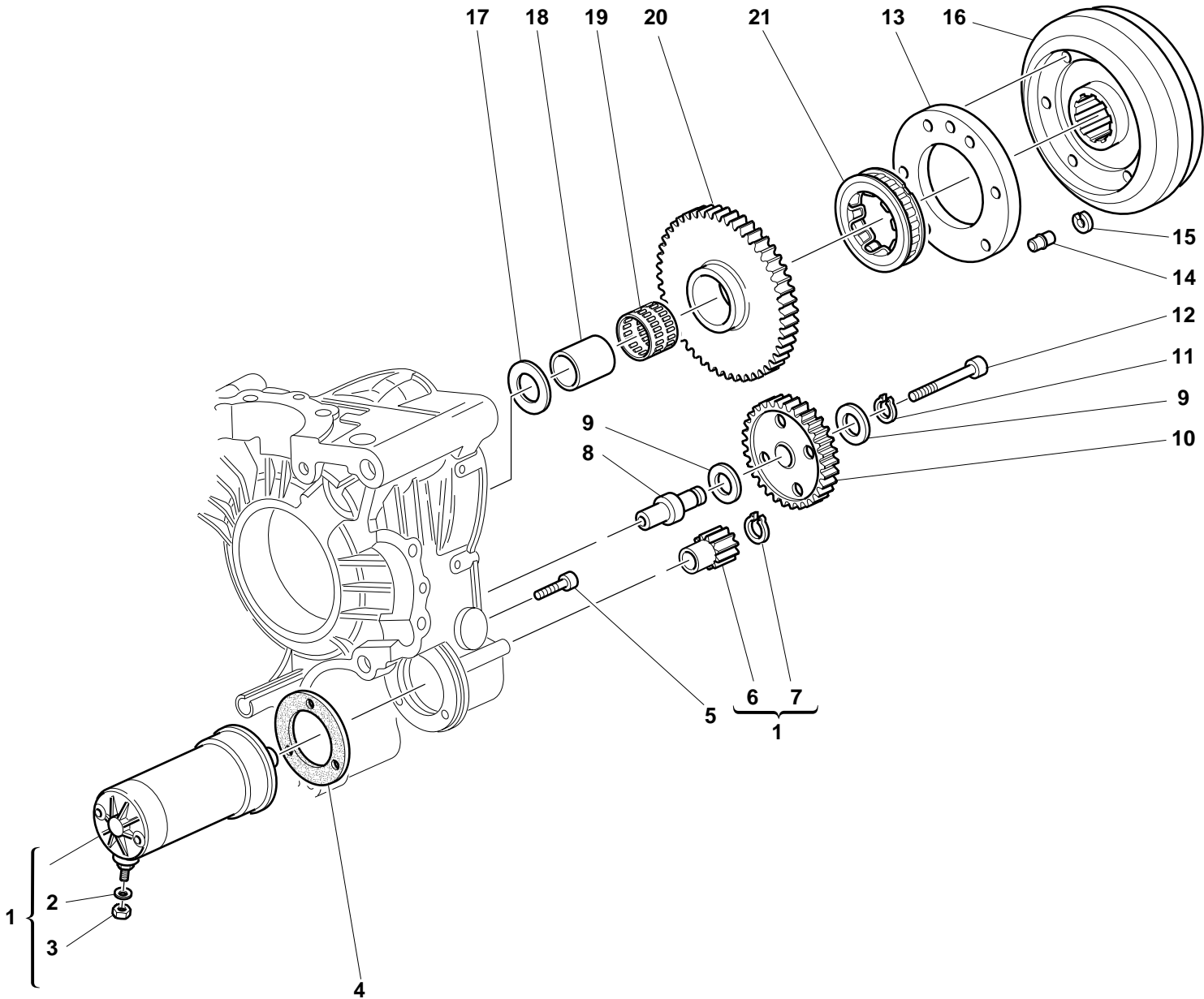
WATER PUMP - ALTERNATOR COVER

NOTES	NO.	CODE NO.	DESCRIPTION	VALIDITY	Q.TY		NOTES	NO.	CODE NO.	DESCRIPTION	VALIDITY	Q.TY	
	1	264.4.014.2B	Generator		1		28	930.5.006.2A	Mechanical seal			1	
	2	247.1.083.1AB	Chain cover		1		29	251.2.002.3B	Water pump fan			1	
	3	60N107335	Screw		2		30	788.1.056.1A	Gasket			1	
	4	702.5.008.1A	Bearing		1		31	247.1.114.1A	Complete water pump cover			1	
	5	771.5.040.2B	Screw		2		32	420.2.001.0A	Copper gasket			1	
	6	60N101079	Screw		2		33	780.5.001.1A	Cap			1	
	7	462.3.003.8A	Washer		2		34	852.1.114.1A	Washer			1	
	8	884.5.011.1A	Circlip		1		35	830.1.144.1A	Bracket			1	
	9	702.4.010.1A	Bearing		1		36	771.4.006.1A	Screw			8	
	10	713.1.118.1A	Spacer		1		37	771.5.073.2B	Screw			3	
	11	702.4.009.1A	Bearing		1		38	552.4.009.1A	Sensor			1	
	12	94247.0014	Fluid sealant		1		39	734005N01	Spring washer			2	
	13	242.2.034.1A	Generator cover		1		40	70620.5212	Screw			2	
	14	0400.49.240	Locating bush		2		41	788.1.003.1B	Gasket th.0.5			1	
	15	60N102511	Screw		2		41	788.1.012.1A	Gasket th.0.3			1	
	16	668.1.001.2A	Water pump delivery filler		2		41	788.1.013.1A	Gasket th.02			1	
	17	77499.3421	Gearbox pin bush		1		42	93823.2056	O-ring			1	
	18	93783.1524	Seal ring		1		43	73503.3380	Circlip			1	
	19	60N102510	Screw		9								
	20	771.5.066.2B	Screw		5								
	21	0011.52.010	Locating dowel		2								
	22	93823.2131	O-ring		1								
	23	247.1.002.1BB	Cover		1								
	24	777.5.049.2C	Screw		2								
	25	254.1.001.1A	Ignition inspection cap		1								
	26	930.5.005.1A	Seal		1								
	27	713.1.128.1A	Spacer		1								

DRAWING

12


ELECTRIC STARTER AND IGNITION



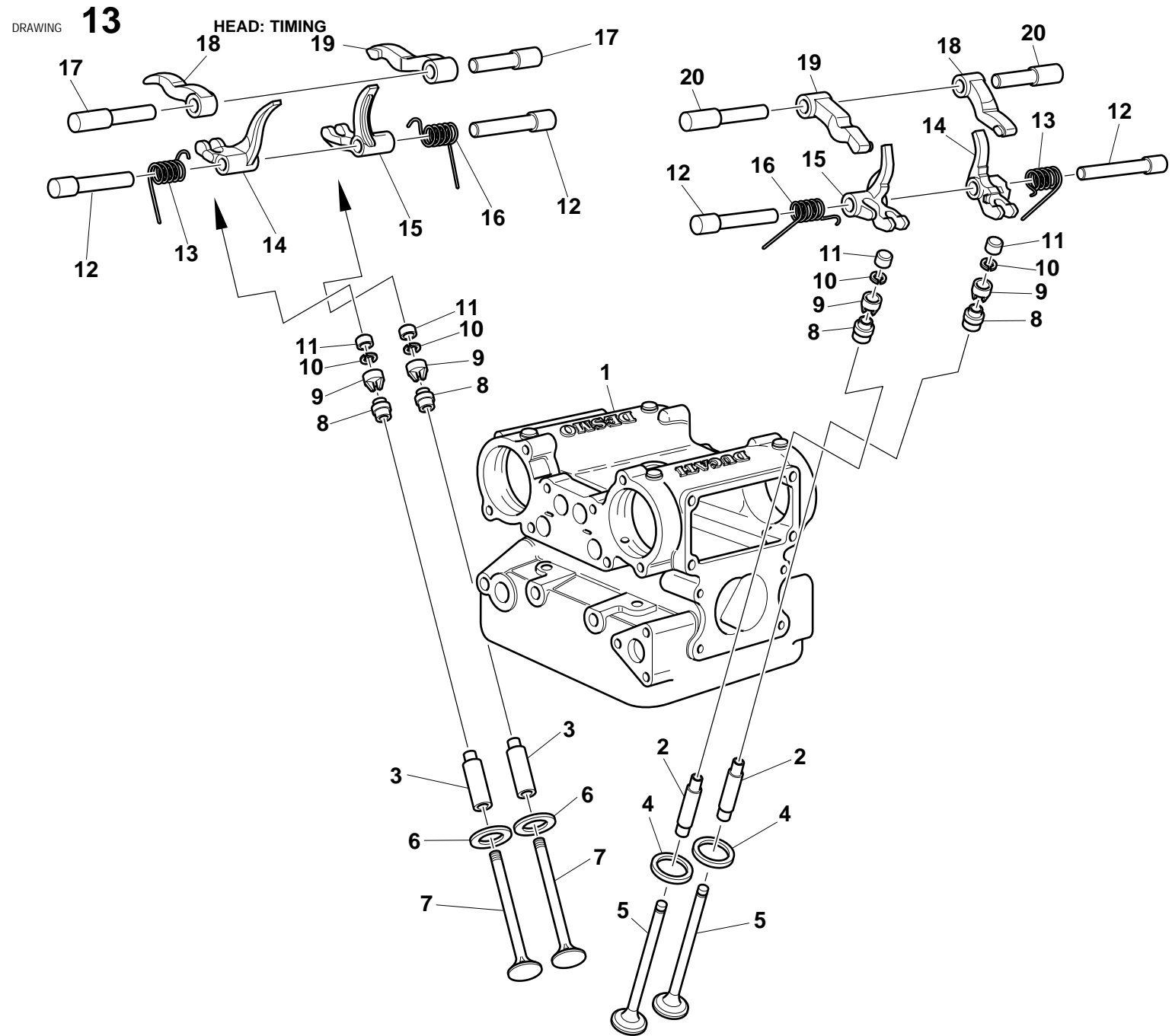
DRAWING

12

ELECTRIC STARTER AND IGNITION

NOTES	NO.	CODE NO.	DESCRIPTION	VALIDITY	Q.TY	
	1	270.4.001.1A	Complete starter motor (8-9 included)		1	
	2	734006N01	Spring washer		1	
	3	72430.6001	Nut		1	
	4	788.1.054.1A	Starter motor gasket		1	
	5	60N102510	Screw		3	
	6	176.1.001.1A	Starter motor sprocket		1	
	7	73500.1237	Circlip		1	
	8	0660.50.020	Intermediate gear pin		1	
	9	0124.40.050	Washer		2	
	10	176.1.002.1A	Intermediate gear assembly		1	
	11	73500.1440	Circlip		1	
	12	771.5.078.2B	Screw		1	
	13	160.1.057.1A	Flange		1	
	14	863.1.002.1A	Locating pin		1	
	15	0647.29.040	Check ring		1	
	16	276.1.025.2A	Ignition flywheel		1	
	17	0619.50.065	Washer		1	
	18	881.1.010.1B	Inner ring		1	
	19	701.4.003.1A	Needle bearing		1	
	20	173.1.004.1A	Electric starter driven gear		1	
	21	701.4.007.1A	Starter clutch		1	

NOTES	NO.	CODE NO.	DESCRIPTION	VALIDITY	Q.TY	
-------	-----	----------	-------------	----------	------	---




11		9
Registro bilanc. apertura		Registro bilanc. chiusura
Adjustment		Adjustment
Réglage		Réglage
Ventilkäppchen		Ventilkäppchen
840.1.031.1A —	1,8	840.1.051.1B — 2,7
840.1.032.1A —	1,85	840.1.052.1B — 2,75
840.1.033.1A —	1,9	840.1.053.1B — 2,8
840.1.034.1A —	1,95	840.1.054.1B — 2,85
840.1.001.1A —	2	840.1.055.1B — 2,9
840.1.002.1A —	2,05	840.1.056.1B — 2,95
840.1.003.1A —	2,1	840.1.057.1B — 3
840.1.004.1A —	2,15	840.1.058.1B — 3,05
840.1.005.1A —	2,2	840.1.059.1B — 3,1
840.1.006.1A —	2,25	840.1.060.1B — 3,15
840.1.007.1A —	2,3	840.1.061.1B — 3,2
840.1.008.1A —	2,35	840.1.062.1B — 3,25
840.1.009.1A —	2,4	840.1.063.1B — 3,3
840.1.010.1A —	2,45	840.1.064.1B — 3,35
840.1.011.1A —	2,5	840.1.065.1B — 3,4
840.1.012.1A —	2,55	840.1.066.1B — 3,45
840.1.013.1A —	2,6	840.1.067.1B — 3,5
840.1.014.1A —	2,65	840.1.068.1B — 3,55
840.1.015.1A —	2,7	840.1.069.1B — 3,6
840.1.016.1A —	2,75	840.1.070.1B — 3,65
840.1.017.1A —	2,8	840.1.071.1B — 3,7
840.1.018.1A —	2,85	
840.1.019.1A —	2,9	
840.1.020.1A —	2,95	
840.1.021.1A —	3	
840.1.022.1A —	3,05	
840.1.023.1A —	3,1	
840.1.024.1A —	3,15	
840.1.025.1A —	3,2	
840.1.026.1A —	3,25	
840.1.027.1A —	3,3	
840.1.028.1A —	3,35	
840.1.029.1A —	3,4	
840.1.0301A —	3,45	


DRAWING

13

HEAD: TIMING

NOTES	NO.	CODE NO.	DESCRIPTION	VALIDITY	Q.TY	
	1	301.2.060.1A	Head (2,3,4,6 included)		2	
	2	303.1.001.2A	Intake valve cast iron guide		4	
	2	303.1.001.2AB	Oversize valve guide 0.03		4	
	2	303.1.001.2AC	Oversize valve guide 0.06		4	
	2	303.1.001.2AD	Oversize valve guide 0.09		4	
	3	303.1.002.1A	Exhaust valve bronze guide		4	
	3	303.1.002.1AB	Oversize valve guide 0.03		4	
	3	303.1.002.1AC	Oversize valve guide 0.06		4	
	3	303.1.002.1AD	Oversize valve guide 0.09		4	
	4	304.1.001.3B	Intake valve seat		4	
	4	304.1.001.3BB	Oversize intake valve seat 0.03		4	
	4	304.1.001.3BC	Oversize intake valve seat 0.06		4	
	5	210.1.018.2A	Intake valve		4	
	6	304.1.002.2B	Exhaust valve seat		4	
	6	304.1.002.2BB	Oversize exhaust valve seat 0.03		4	
	6	304.1.002.2BC	Oversize exhaust valve seat 0.06		4	
	7	211.1.020.2A	Exhaust valve		4	
	8	764.1.002.1A	Valve seal		8	
	9		See table		8	
	10	669.1.001.1E	Split rings		16	
	11		See table		8	
	12	821.1.004.1A	Closing rocker shaft		8	
	13	799.1.015.1A	L.H. valve return spring		4	
	14	209.1.002.4A	Closing rocker		4	
	15	209.1.001.4A	Closing rocker		4	
	16	799.1.014.1A	R.H. valve return spring		4	
	17	821.1.003.1A	Exhaust opening rocker shaft		4	

CATALOGUE No.: 915.1.052.1C  
ISSUED : 02 - 00

NOTES	NO.	CODE NO.	DESCRIPTION	VALIDITY	Q.TY	
	18	208.1.002.1A	Opening rocker		4	
	19	208.1.001.1A	Opening rocker		4	
	20	821.1.002.1A	Intake opening rocker shaft		4	

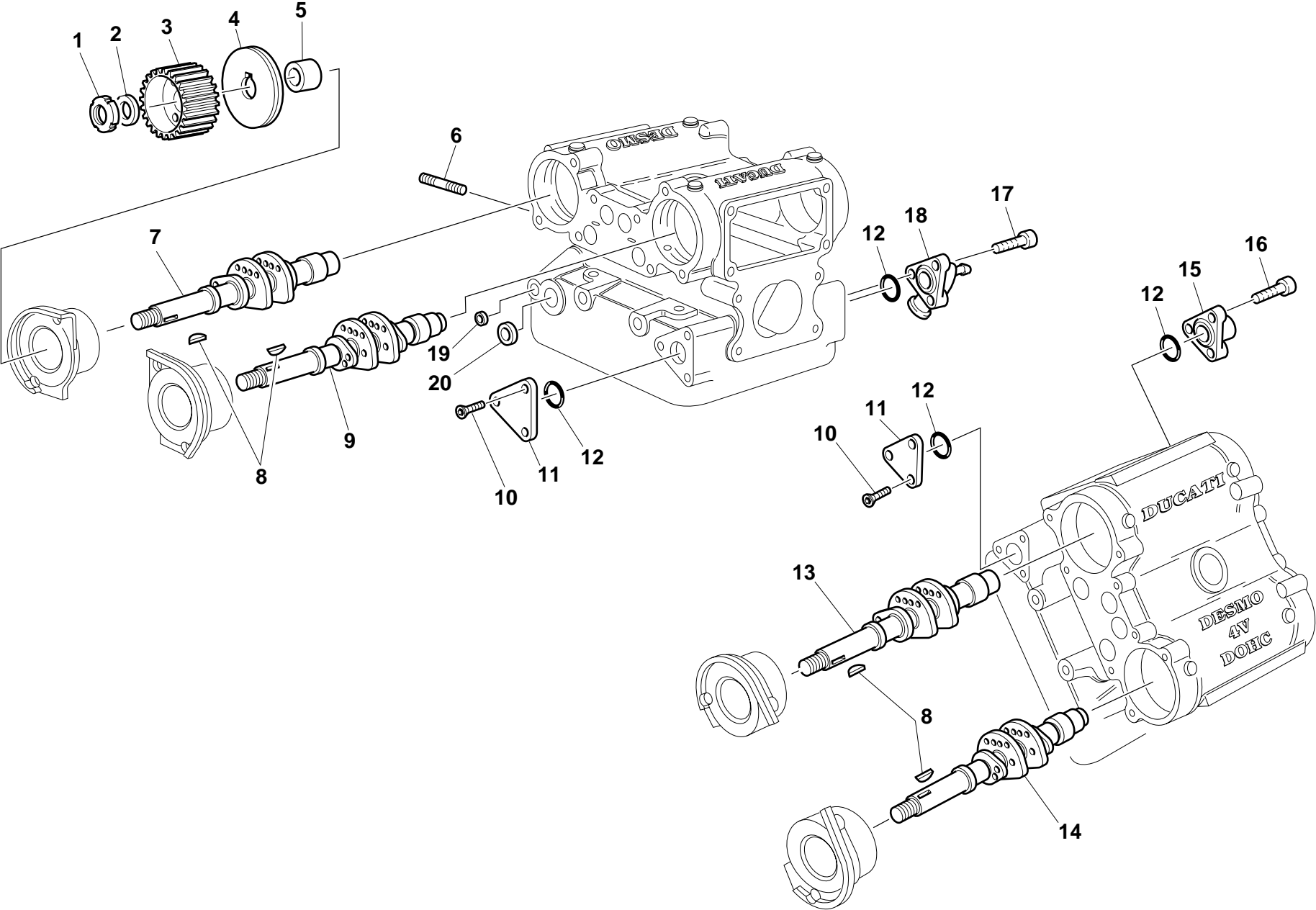
CATALOGUE No.: 915.1.052.1C  
ISSUED : 02 - 00



DRAWING

14


HEAD



DRAWING

14

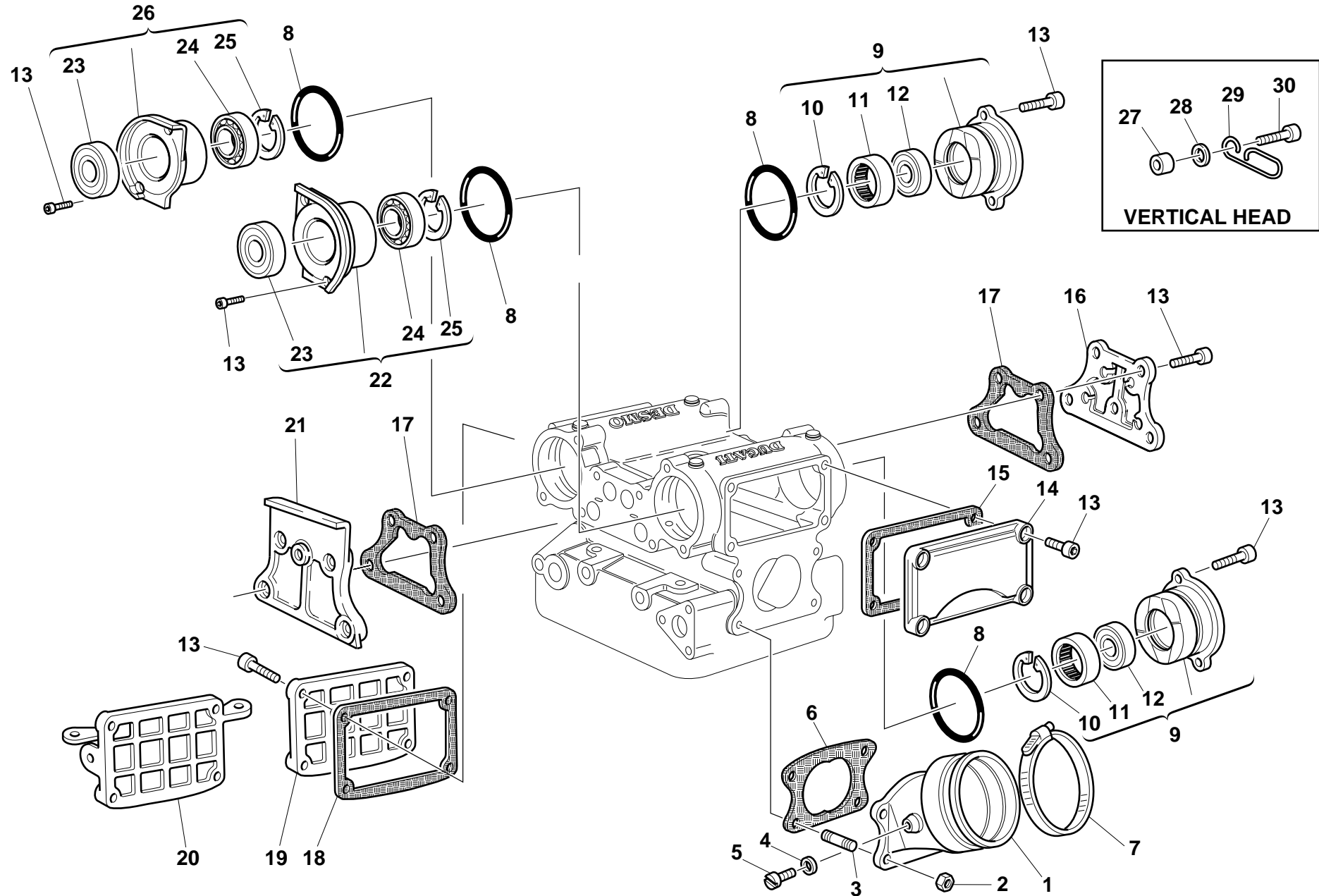
HEAD

NOTES	NO.	CODE NO.	DESCRIPTION	VALIDITY	Q.TY	
	1	72944.1542	Elastic-stop ring nut		4	
	2	0797.69.040	Washer		4	
	3	255.1.004.1A	Timing belt roller		4	
	4	856.1.002.1A	Belt roller separating washer		4	
	5	713.1.007.1A	Belt roller spacer		4	
	6	766.4.012.1A	Stud bolt		6	
	7	148.1.002.1A	Vertical exhaust camshaft		1	
	8	74172.1008	Woodruff key		4	
	9	148.1.001.1A	Vertical intake camshaft		1	
	10	70780.6516	Screw		6	
	11	247.1.020.1AA	Cover		2	
	12	93823.2087	O-ring		4	
	13	148.1.035.1A	Horizontal intake camshaft		1	
	14	148.1.004.1A	Horizontal exhaust camshaft		1	
	15	814.1.036.1A	Water outlet union		1	
	16	60N102509	Screw		3	
	17	60N107335	Screw		3	
	18	814.1.038.1A	Water outlet union		1	
	19	873.1.004.1A	Cap		4	
	20	873.1.001.1A	Cap		4	

NOTES	NO.	CODE NO.	DESCRIPTION	VALIDITY	Q.TY	
-------	-----	----------	-------------	----------	------	---

DRAWING


15 COLLECTORS AND HEAD COVERS




DRAWING

15

COLLECTORS AND  
HEAD COVERS

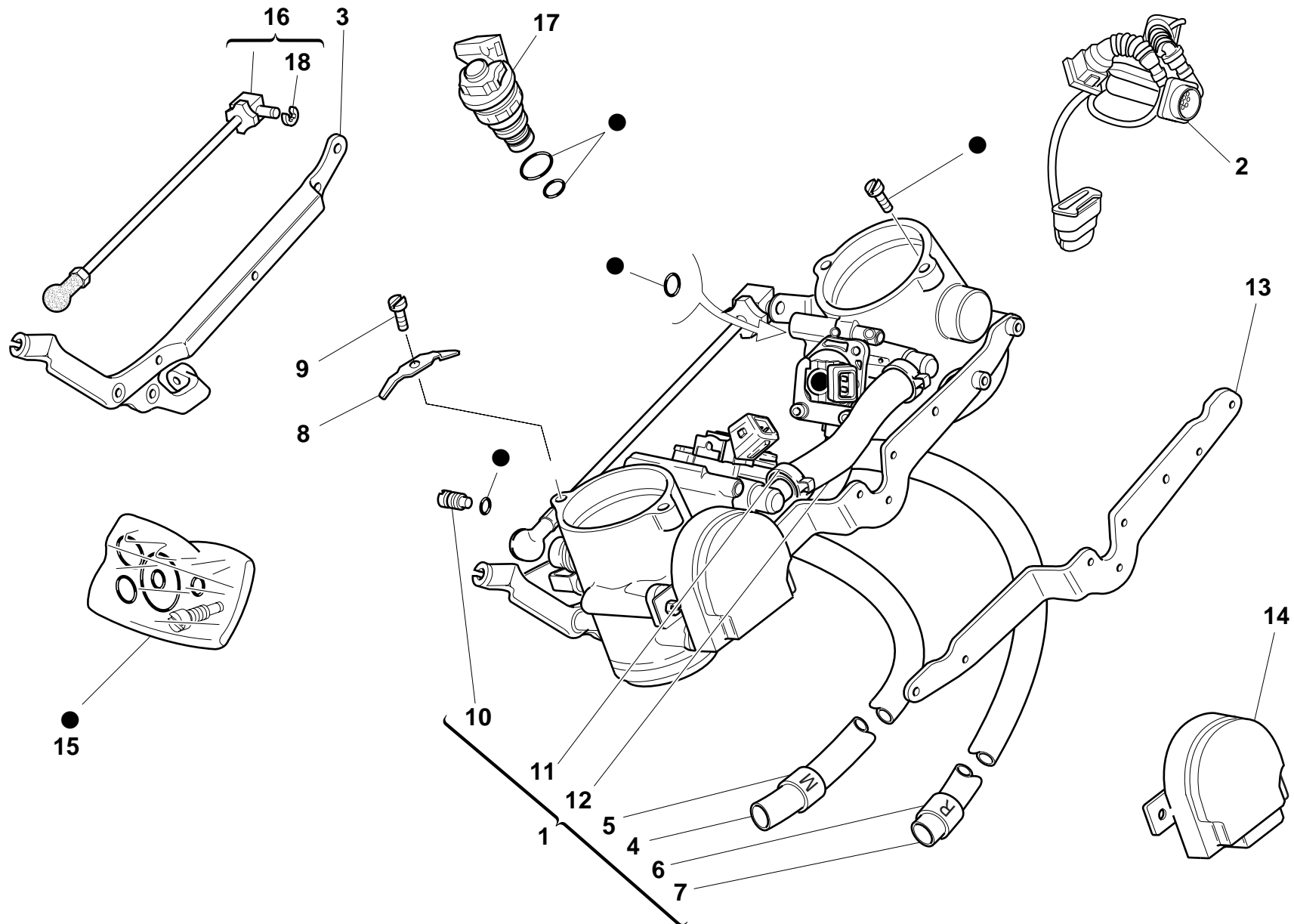
NOTES	NO.	CODE NO.	DESCRIPTION	VALIDITY	Q.TY	
	1	140.1.011.2A	Intake manifold		2	
	2	8000.44240	Nut		8	
	3	766.4.012.1A	Stud bolt		8	
	4	0250.70.223	Aluminium gasket		4	
	5	776.5.032.2A	Screw		4	
	6	788.1.002.2A	Intake duct gasket		2	
	7	741.4.022.1A	Clamp		2	
	8	886.4.001.1A	O-Ring		8	
	9	235.2.002.1AA	Complete cap tachometer side		4	
	10	73503.3380	Circlip		4	
	11	75794.1542	Bearing		4	
	12	93783.1730	Seal ring		4	
	13	60N107335	Screw		47	
	14	240.1.001.1AA	Intake valve cover		2	
	15	788.1.007.3A	Intake valves cover gasket		2	
	16	247.1.005.3AA	Contral cover tachometer side		2	
	17	788.1.010.4A	Central cover gasket		4	
	18	788.1.008.3A	Exhaust valves cover gasket		2	
	19	240.1.002.1AA	Exhaust valve cover		1	
	20	240.1.011.1A	Exhaust valve cover		1	
	21	247.1.006.2AA	Central cover timing side		2	
	22	235.2.003.1AA	Complete cap timing side		2	
	23	93783.2235	Seal ring		4	
	24	75120.1747	Bearing		4	
	25	73503.3683	Circlip		4	
	26	235.2.004.1AA	Complete cap timing side		2	
	27	0675.49.540	Spacer		1	

CATALOGUE No.: 915.1.052.1C  
ISSUED : 02 - 00

NOTES	NO.	CODE NO.	DESCRIPTION	VALIDITY	Q.TY	
	28	734306N01	Washer		1	
	29	829.1.187.1A	Guide ring		1	
	30	60N102510	Screw		1	

CATALOGUE No.: 915.1.052.1C  
ISSUED : 02 - 00


## THROTTLE BODY



DRAWING

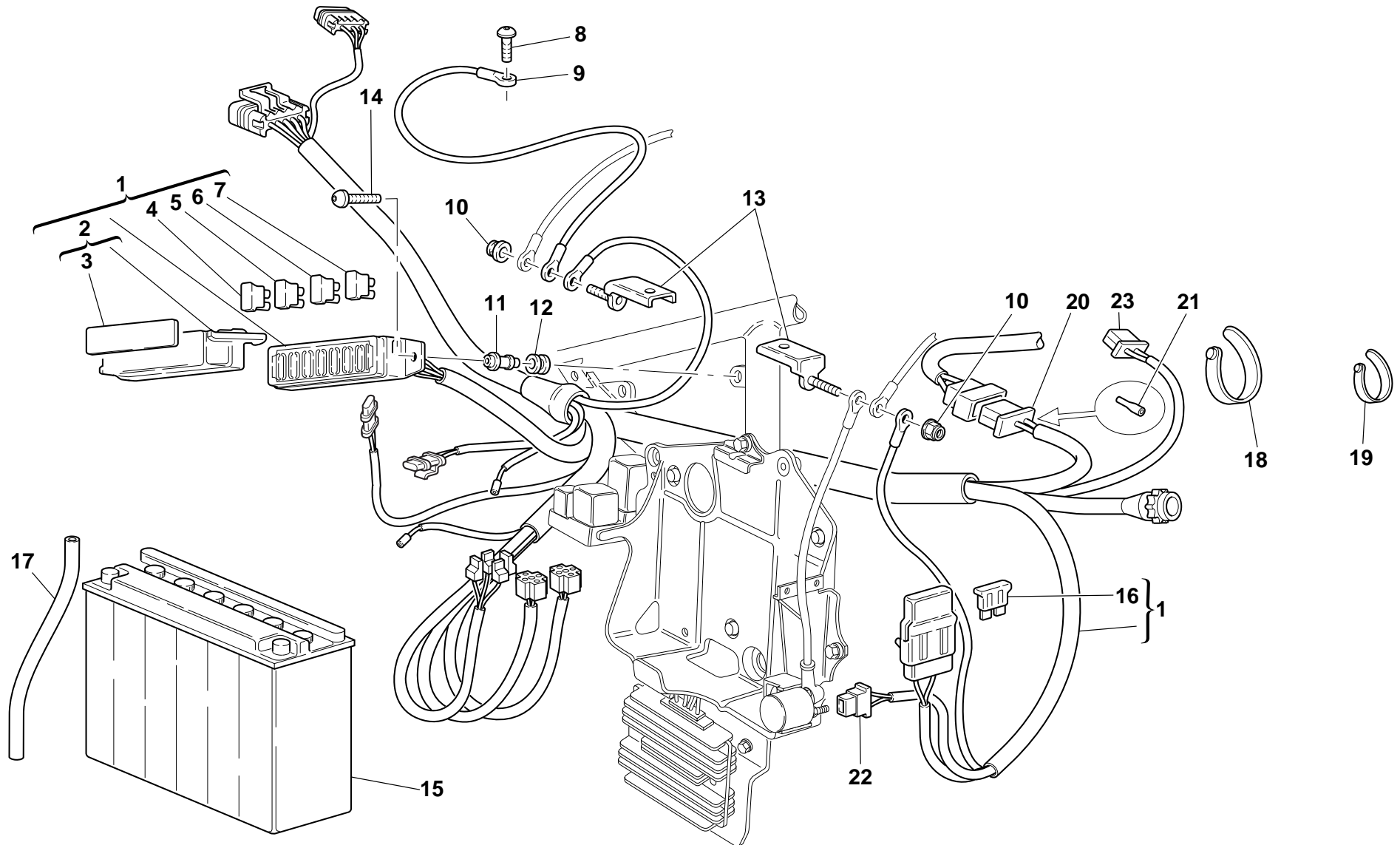
16

THROTTLE BODY

NOTES	NO.	CODE NO.	DESCRIPTION	VALIDITY	Q.TY	
	1	282.4.012.2A	Throttle body		1	
	2	510.1.079.1A	Throttle body wiring		1	
	3	830.1.090.1A	Bracket		1	
	4	590.1.084.1A	Tube		1	
	5	741.4.040.1A	Clamp "M"		1	
	6	741.4.041.1A	Clamp "R"		1	
	7	590.1.082.1A	Fuel pipe		1	
	8	799.1.052.1A	Spring		4	
	9	470412	Screw		4	
	10	287.4.028.1A	Bypass adjusting screw		1	
	11	287.4.024.1B	Clamp		4	
	12	590.1.096.1A	Tube		1	
	13	830.1.121.1A	Connector holder		1	
	14	284.4.001.1B	Potentiometer PF09/04		1	
	15	287.4.029.1A	Repair kit		1	
	16	287.4.027.1B	Tie rod		1	
	17	280.4.005.1A	Injector		2	
	18	884.5.010.1A	Circlip		1	

NOTES	NO.	CODE NO.	DESCRIPTION	VALIDITY	Q.TY	
-------	-----	----------	-------------	----------	------	---


## 17



DRAWING

17

ELECTRIC SYSTEM

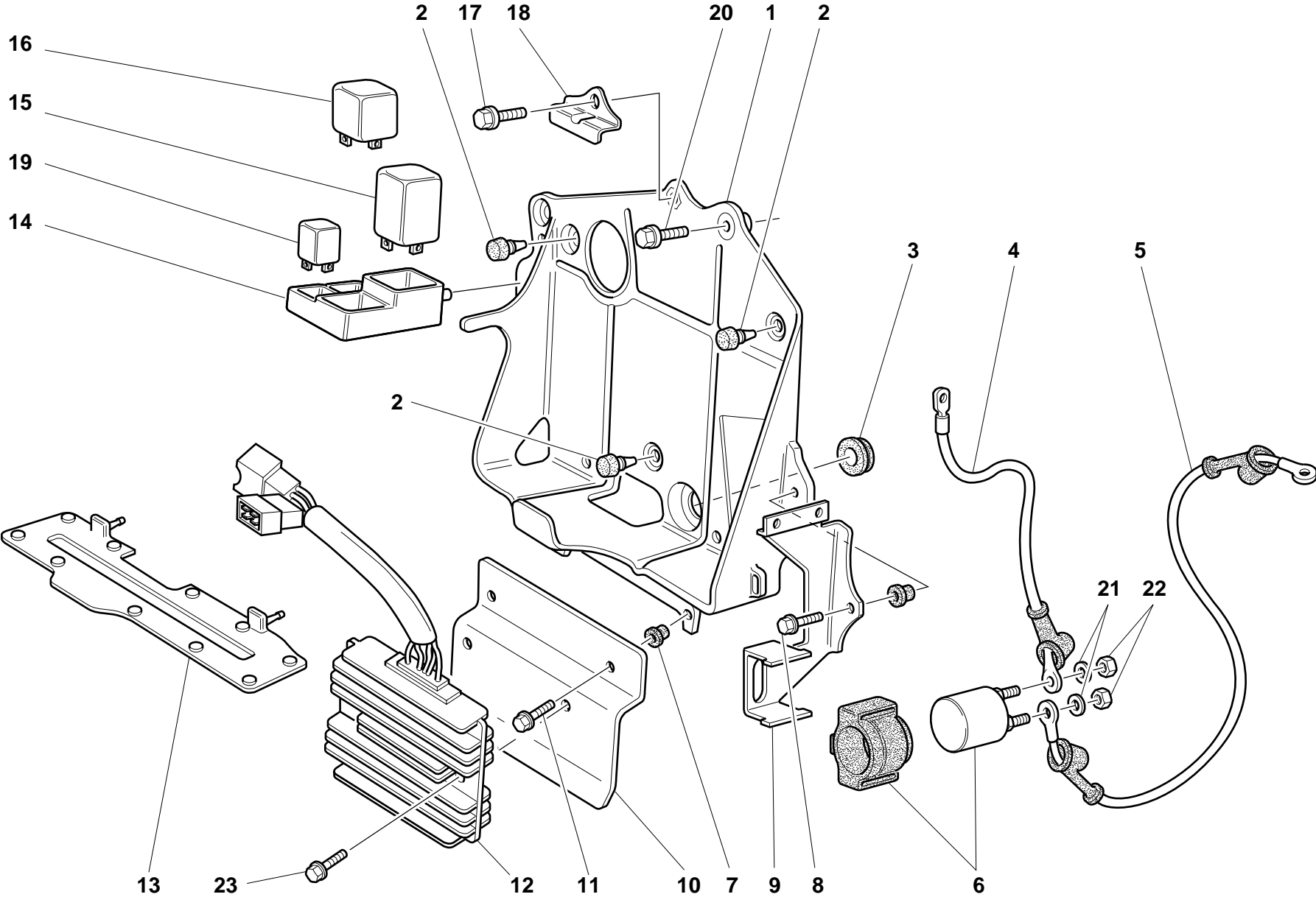
NOTES	NO.	CODE NO.	DESCRIPTION	VALIDITY	Q.TY	
	1	510.1.148.1A	Electric wiring		1	
	2	246.1.058.1A	Cover		1	
	3	433.1.205.1A	Sticker schema fusibili		1	
	4	389.4.006.1A	Fuse 3A		2	
	5	389.4.007.1A	Fuse 7.5A		3	
	6	389.4.008.1A	Fuse 15A		2	
	7	389.4.010.1A	Fuse 30A		1	
	8	775.1.006.1A	Special screw		1	
	9	513.1.008.2D	Battery grounding cable		1	
	10	8000.56443	Nut		2	
	11	821.1.054.1A	Pin		2	
	12	0797.72.068	Vibration damper pad		2	
	13	827.1.077.1A	Plate		2	
	14	8000.65535	Screw		2	
	15	395.4.001.1A	Battery		1	
	16	389.4.014.1A	Fuse 40A		1	
	17	877.1.055.1A	Battery breather pipe		1	
	18	741.1.013.1A	Clamp		6	
	19	8000.53724	Clamp		8	
	20	8000.66526	Connector		1	
	21	0000.66527	End section		4	
	22	0000.56803	Connector		1	
	23	387.4.005.1A	Connector		1	

NOTES	NO.	CODE NO.	DESCRIPTION	VALIDITY	Q.TY	
-------	-----	----------	-------------	----------	------	---



TAVOLA  
DRAWING  
TABLE  
BILD  
TABLA

17.1 ELECTRIC SYSTEM

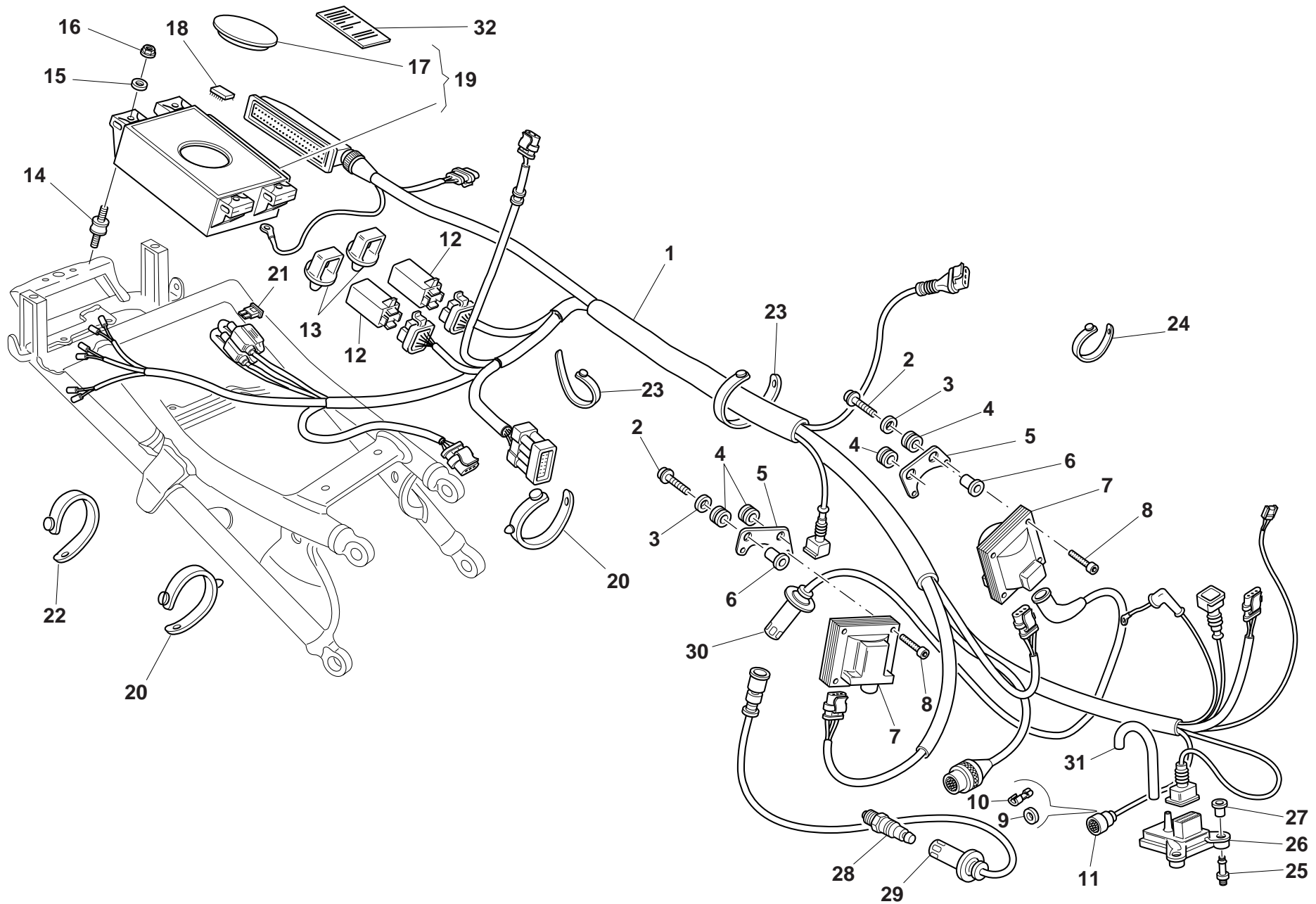


DRAWING 17.1 ELECTRIC SYSTEM

NOTES	NO.	CODE NO.	DESCRIPTION	VALIDITY	Q.TY
	1	829.1.095.3A	Battery box mount		1
	2	8000.66308	Vibration damper pad		3
	3	0797.72.068	Vibration damper pad		1
	4	514.1.016.2A	Battery-solenoid starter cable		1
	5	514.1.017.2A	Solenoid starter-starter motor cable		1
	6	397.4.001.1A	Remote switch		1
	7	0364.99.020	Bush		3
	8	8000.62726	Screw		2
	9	827.1.071.1A	Plate		1
	10	827.1.156.1A	Plate		1
	11	8000.62729	Screw		2
	12	540.4.011.1A	Regulator		1
	13	866.1.016.1A	Pad		1
	14	829.1.094.1C	Holder		1
	15	538.4.005.1A	Flashing device		1
	16	287.4.014.1A	Relay		1
	17	772.5.025.1A	Screw		1
	18	827.1.072.1A	Plate		1
	19	541.4.003.1A	Relay		2
	20	8000.62726	Screw		1
	21	462.4.037.6A	Spring washer		2
	22	72430.6001	Nut		2
	23	772.5.023.1A	Screw		2

NOTES	NO.	CODE NO.	DESCRIPTION	VALIDITY	Q.TY
-------	-----	----------	-------------	----------	------


## 18




DRAWING

18

INJECTION SYSTEM

NOTES	NO.	CODE NO.	DESCRIPTION	VALIDITY	Q.TY	
	1	510.1.111.1B	Injection wiring		1	
	2	772.5.024.1A	Screw		2	
	3	8000.56359	Washer		2	
	4	0797.72.068	Vibration damper pad		4	
	5	829.1.096.1A	Holder		2	
	6	0000.44099	Spacer		2	
	7	285.4.003.1A	Coil		2	
	8	771.5.025.2B	Screw		4	
	9	764.4.005.1A	Rubber pad		1	
	10	387.4.002.1A	End section		2	
	11	386.4.006.1A	Connector		1	
	12	287.4.040.2A	Relay		2	
	13	829.1.127.1A	Holder		2	
	14	700.1.023.2A	Vibration damper		4	
	15	80A0.06385	Washer		4	
	16	8000.37901	Nut		4	
	17	872.4.018.1A	Rubber cap		1	
	18	546.1.084.1A	EPR0M		1	
	19	286.4.012.1A	Injection control unit		1	
	20	741.1.010.1A	Clamp		2	
	21	389.4.013.1A	Fuse 20A		1	
	21	389.4.015.1A	Fuse 5A		1	
	22	741.1.012.1A	Clamp		5	
	23	741.1.013.1A	Clamp		7	
	24	8000.53724	Clamp		2	
	25	832.1.012.1A	Pin		3	
	26	552.4.002.1A	Pressure sensor		1	

CATALOGUE No.: 915.1.052.1C  
ISSUED : 02 - 00

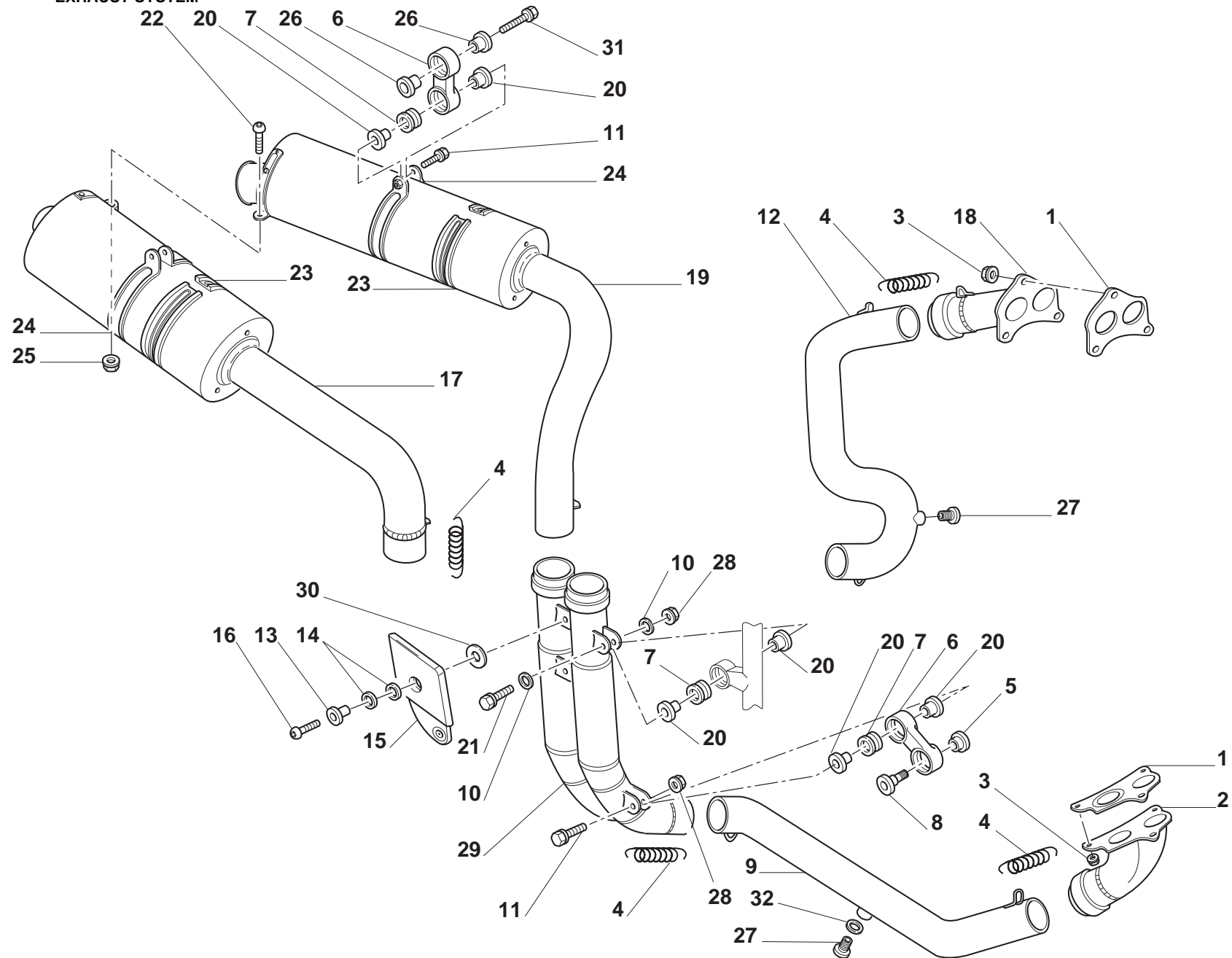
NOTES	NO.	CODE NO.	DESCRIPTION	VALIDITY	Q.TY	
	27	764.1.016.1A	Vibration damper pad		3	
	28	670.4.012.1A	Spark plug		2	
	29	671.1.001.1A	Head spark plug wiring		1	
	30	671.1.002.1A	Head spark plug wiring		1	
	31	877.1.040.1A	Tube		1	
	32	433.1.179.1A	Plate "NON RIMUOVERE"		1	

CATALOGUE No.: 915.1.052.1C  
ISSUED : 02 - 00

TAVOLA  
DRAWING  
TABLE  
BILD  
TABLA

19

## EXHAUST SYSTEM




DRAWING

19

EXHAUST SYSTEM

NOTES	NO.	CODE NO.	DESCRIPTION	VALIDITY	Q.TY	
	1	790.1.001.2A	Exhaust gasket		1	
	2	160.1.043.1A	Exhaust manifold		1	
	3	748.4.002.7A	Nut		6	
	4	799.1.048.1A	Spring		6	
	5	710.1.027.1A	Spacer		1	
	6	80A0.62649	Holder		3	
	7	764.1.024.1A	Vibration damper pad		4	
	8	779.1.085.1A	Screw		1	
	9	570.1.022.1A	Horizontal head exhaust pipe		1	
	10	8000.56359	Washer		2	
	11	8000.62729	Screw		3	
	12	571.1.022.1A	Vertical head exhaust pipe		1	
	13	0000.44099	Spacer		2	
	14	852.1.072.1A	Washer		4	
	15	247.1.087.1A	Protection		1	
	16	0000.55698	Screw		2	
	17	573.1.039.4A	R.H. silencer		1	
	18	160.1.044.1A	Exhaust manifold		1	
	19	574.1.039.4A	L.H. silencer		1	
	20	713.1.082.1A	Spacer		8	
	21	0000.62730	Screw		1	
	22	779.1.009.1A	Screw		1	
	23	788.1.048.1A	Gasket		2	
	24	576.1.019.1A	Clamp		2	
	25	8000.56443	Nut		1	
	26	716.1.029.2A	Spacer		4	
	27	780.1.009.1A	Cap		2	

CATALOGUE No.: 915.1.052.1C  
ISSUED : 02 - 00

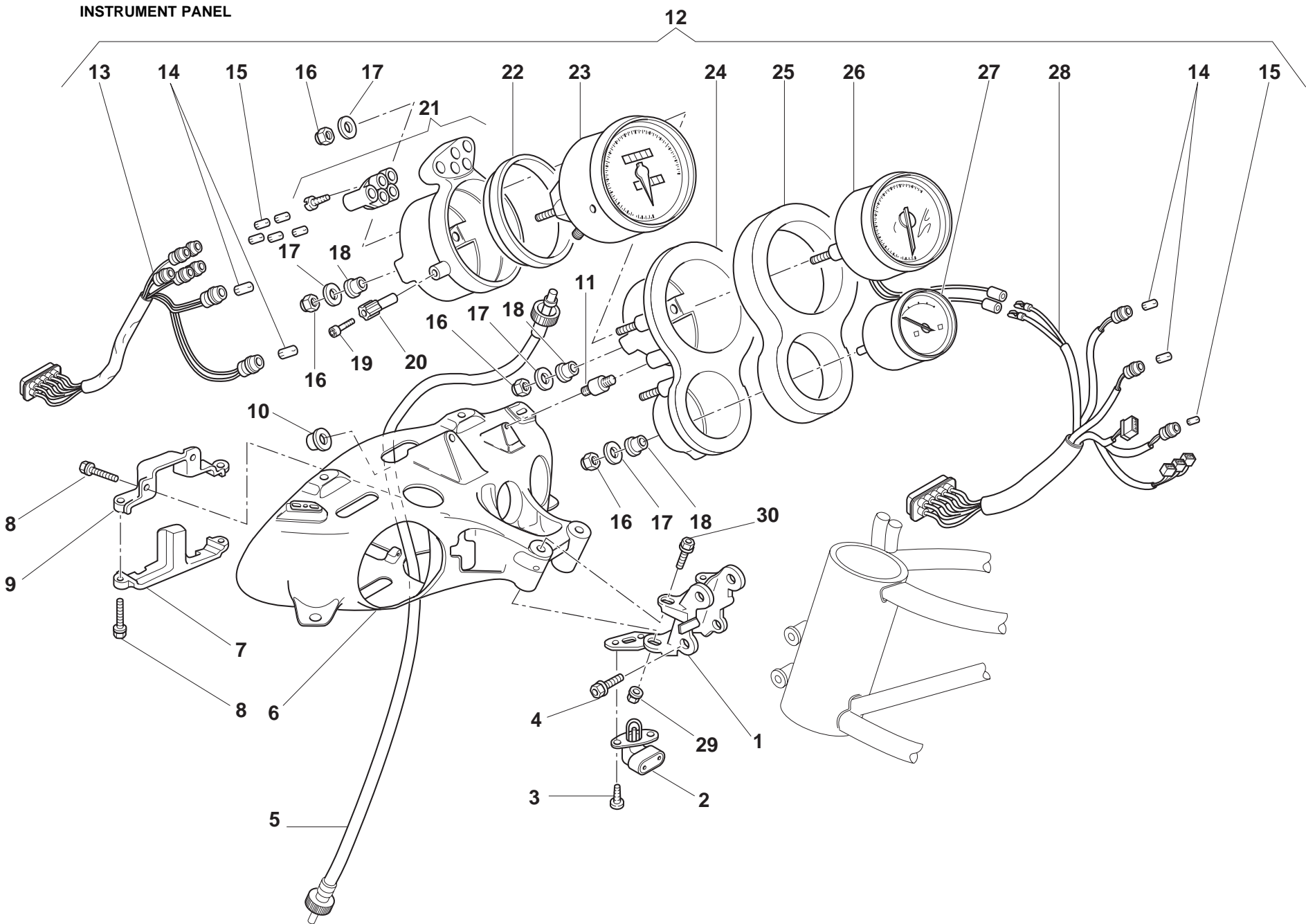
NOTES	NO.	CODE NO.	DESCRIPTION	VALIDITY	Q.TY	
	28	8000.44240	Nut		2	
	29	570.1.030.1A	Exhaust pipe		1	
	30	856.1.023.1A	Washer		2	
	31	772.5.023.1A	Screw		2	

CATALOGUE No.: 915.1.052.1C  
ISSUED : 02 - 00

TAVOLA  
DRAWING  
TABLE  
BILD  
TABLA

20

INSTRUMENT PANEL



DRAWING

20

INSTRUMENT PANEL

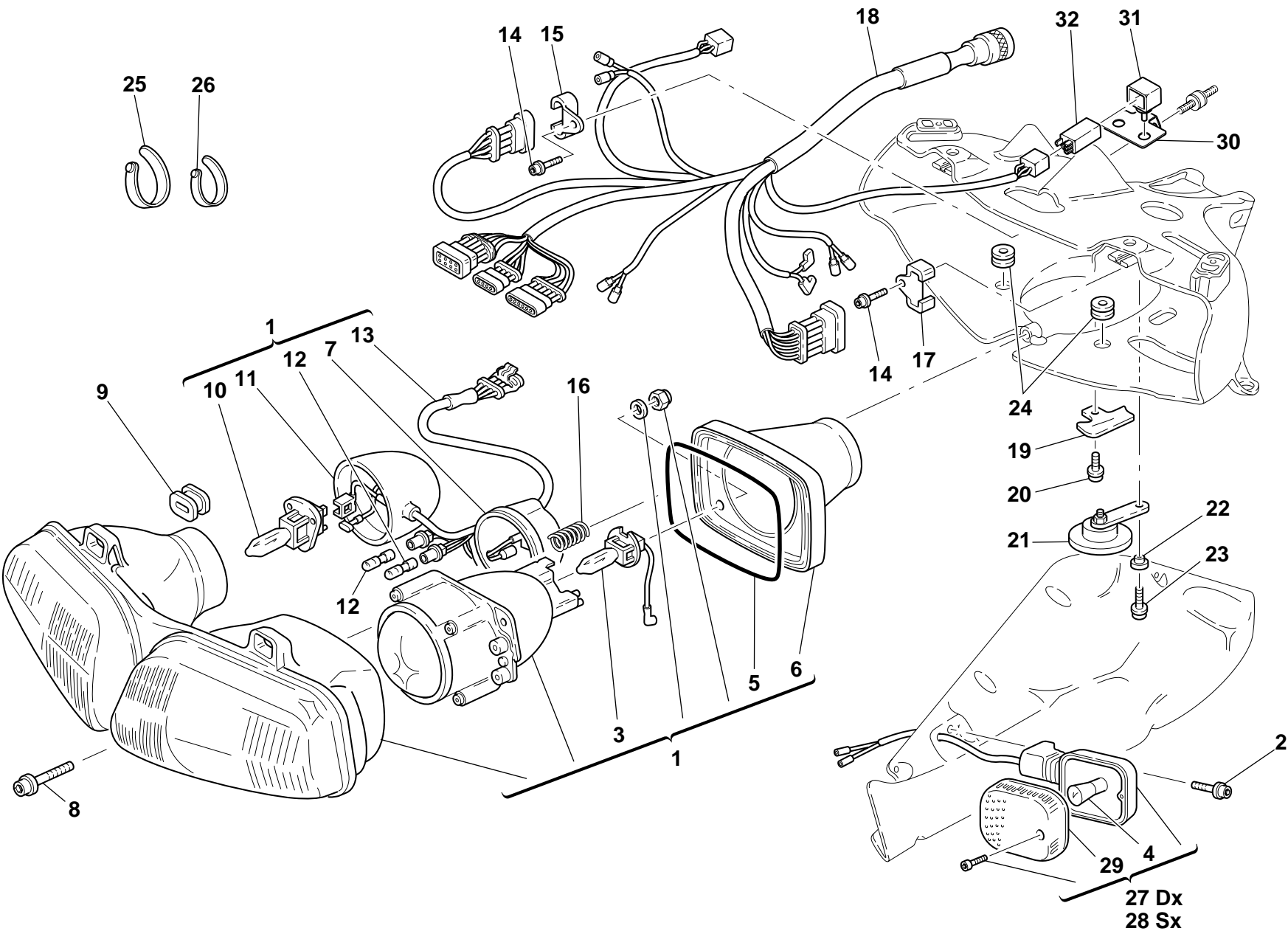
NOTES	NO.	CODE NO.	DESCRIPTION	VALIDITY	Q.TY		NOTES	NO.	CODE NO.	DESCRIPTION	VALIDITY	Q.TY	
	1	829.1.140.1A	Front connection		1		28	510.1.070.1A	Instrument panel wiring			1	
	2	552.4.012.1A	Air temperature sensor		1		29	763106N01	El-stop nut			2	
	3	72276.0686	Screw		2		30	772.5.021.1A	Screw			2	
	4	8B00.67545	Screw		2								
	5	8A00.70130	Speedometer transmission		1								
	6	829.1.112.1AA	Headlight holder		1								
	7	829.1.118.1A	Holder		1								
	8	771.5.639.2B	Screw		4								
	9	829.1.117.1A	Holder		1								
	10	8000.42278	Nut		3								
	11	8000.56752	Rubber pad		3								
	12	400.2.014.1B	Complete instrument panel		1								
	13	510.1.061.1A	Wiring		1								
	14	0000.56750	Warning lamp bulb12V-2.1W		4								
	15	8000.20602	Warning lamp bulb12V-1.2W		6								
	16	8000.56748	Nut		7								
	17	8000.56747	Washer		7								
	18	8000.56746	Rubber pad		5								
	19	8000.56465	Screw		1								
	20	8000.56742	Grip		1								
	21	407.4.001.1A	Speedometer holder		1								
	22	8000.56741	Gasket		1								
	23	401.4.010.1A	Speedometer (miles)		1								
	24	0000.78348	Tachometer holder		1								
	25	8000.77936	Vibration damper sponge		1								
	26	402.4.006.1B	Tachometer		1								
	27	404.4.007.1A	Water thermometer (°F)		1								



TAVOLA  
DRAWING  
TABLE  
BILD  
TABLA

21


FRONT HEAD-LIGHT



DRAWING

21

FRONT HEAD-LIGHT

NOTES	NO.	CODE NO.	DESCRIPTION	VALIDITY	Q.TY	
	1	520.4.004.3B	Complete headlight		1	
	2	771.5.667.2B	Screw		2	
	3	0000.79673	Bulb		1	
	4	8000.36726	Bulb		2	
	5	521.4.010.1A	Cover gasket		1	
	6	521.4.007.1A	Cover		1	
	7	521.4.008.1A	Headlight cover		1	
	8	771.5.672.2B	Screw		1	
	9	700.1.020.1A	Vibration damper		2	
	10	0000.79672	Bulb		1	
	11	521.4.009.1A	Headlight cover		1	
	12	8000.36230	Bulb		1	
	13	510.1.082.1A	Electric wiring		1	
	14	771.5.639.2B	Screw		2	
	15	827.1.089.1A	R.H. plate		1	
	16	799.1.064.1A	Spring		1	
	17	827.1.090.1A	L.H. plate		1	
	18	510.1.060.2D	Electric wiring		1	
	19	827.1.095.1A	Plate		1	
	20	772.5.025.1A	Screw		1	
	21	516.4.001.1AB	Horn (BLACK)		1	
	22	716.1.028.1A	Spacer		1	
	23	8000.62726	Screw		2	
	24	0797.72.068	Vibration damper pad		2	
	25	741.1.012.1A	Clamp		1	
	26	8000.53724	Clamp		2	
	27	8000.74504	Turn indicator		1	


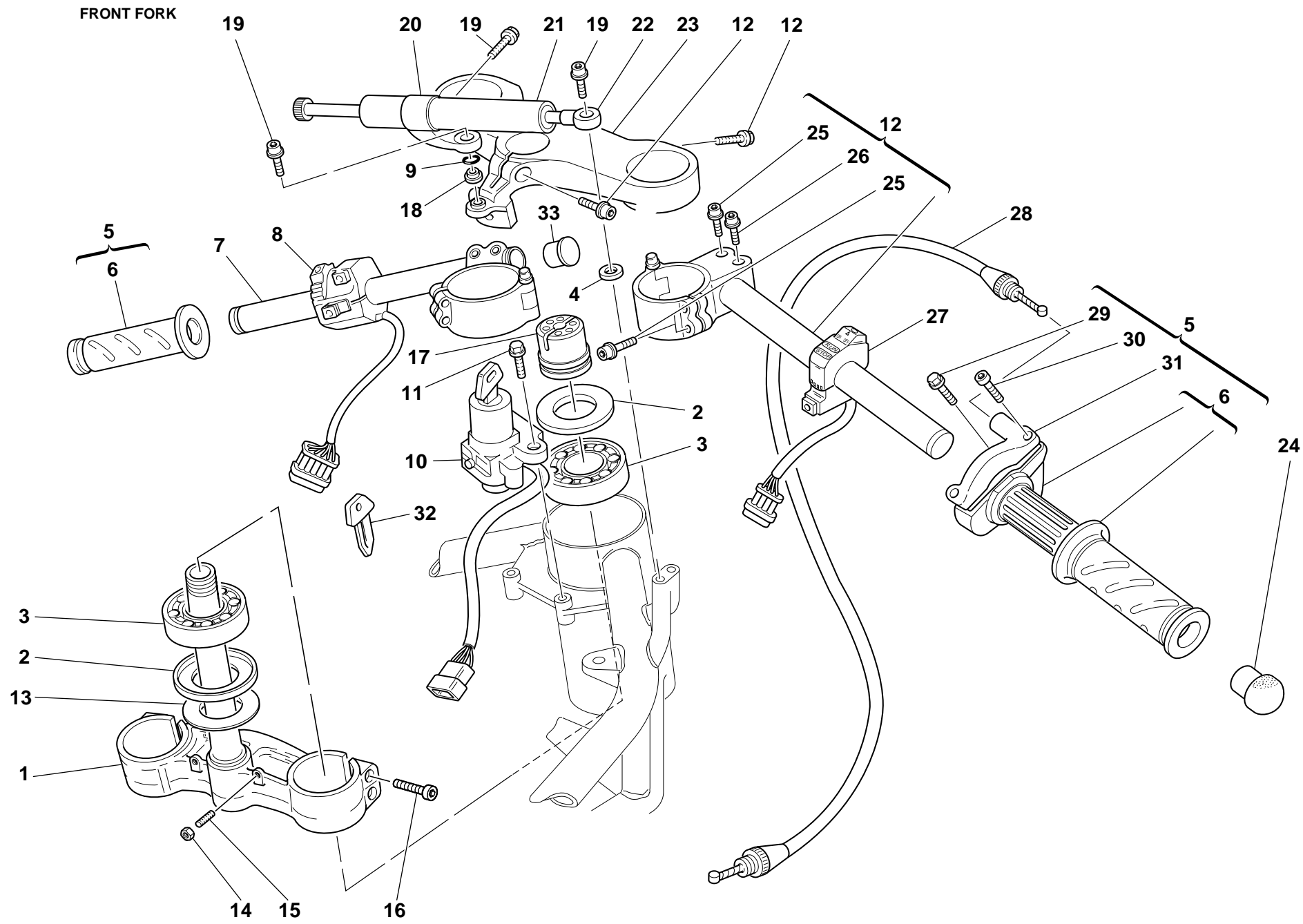
NOTES	NO.	CODE NO.	DESCRIPTION	VALIDITY	Q.TY	
	28	8000.74505	Turn indicator		1	
	29	8000.74507	Cup		2	
	30	827.1.181.1A	Plate		1	
	31	829.1.190.1A	Rubber holder		2	
	32	541.4.003.1A	Relay		2	

TAVOLA  
DRAWING  
TABLE  
BILD  
TABLA

22



DRAWING

22

FRONT FORK

NOTES	NO.	CODE NO.	DESCRIPTION	VALIDITY	Q.TY
	1	342.2.028.1A	Steering head base assembly		1
	2	930.1.004.1A	Seal ring		2
	3	702.4.004.1A	Bearing		2
	4	734406N01	Washer		1
	5	654.2.002.1A	Throttle control		1
	6	656.2.012.1A	Complete throttle control tube		1
	7	360.2.030.1A	L.H. handlebar		1
	8	651.4.008.1A	L.H. switch		1
	9	93823.2037	O-ring		1
	10	652.4.004.2A	Key-operated switch		1
	11	772.5.024.1A	Screw		2
	12	360.2.031.1A	R.H. handlebar		1
	13	852.1.103.1A	Washer		1
	14	417.9.030.8A	Nut		2
	15	779.1.099.1A	Special screw		2
	16	60N102557	Screw		4
	17	703.1.013.1A	Ring nut		1
	18	716.1.049.1A	Spacer		1
	19	771.5.664.2B	Screw		3
	20	829.2.079.1B	Holder		1
	21	364.4.003.1A	Steering damper		1
	22	848.2.001.1B	End section		1
	23	341.1.011.1A	Steering head		1
	24	872.1.015.1A	Cap		2
	25	771.5.669.2B	Screw		6
	26	771.5.667.2B	Screw		2
	27	650.4.006.2A	R.H. switch		1

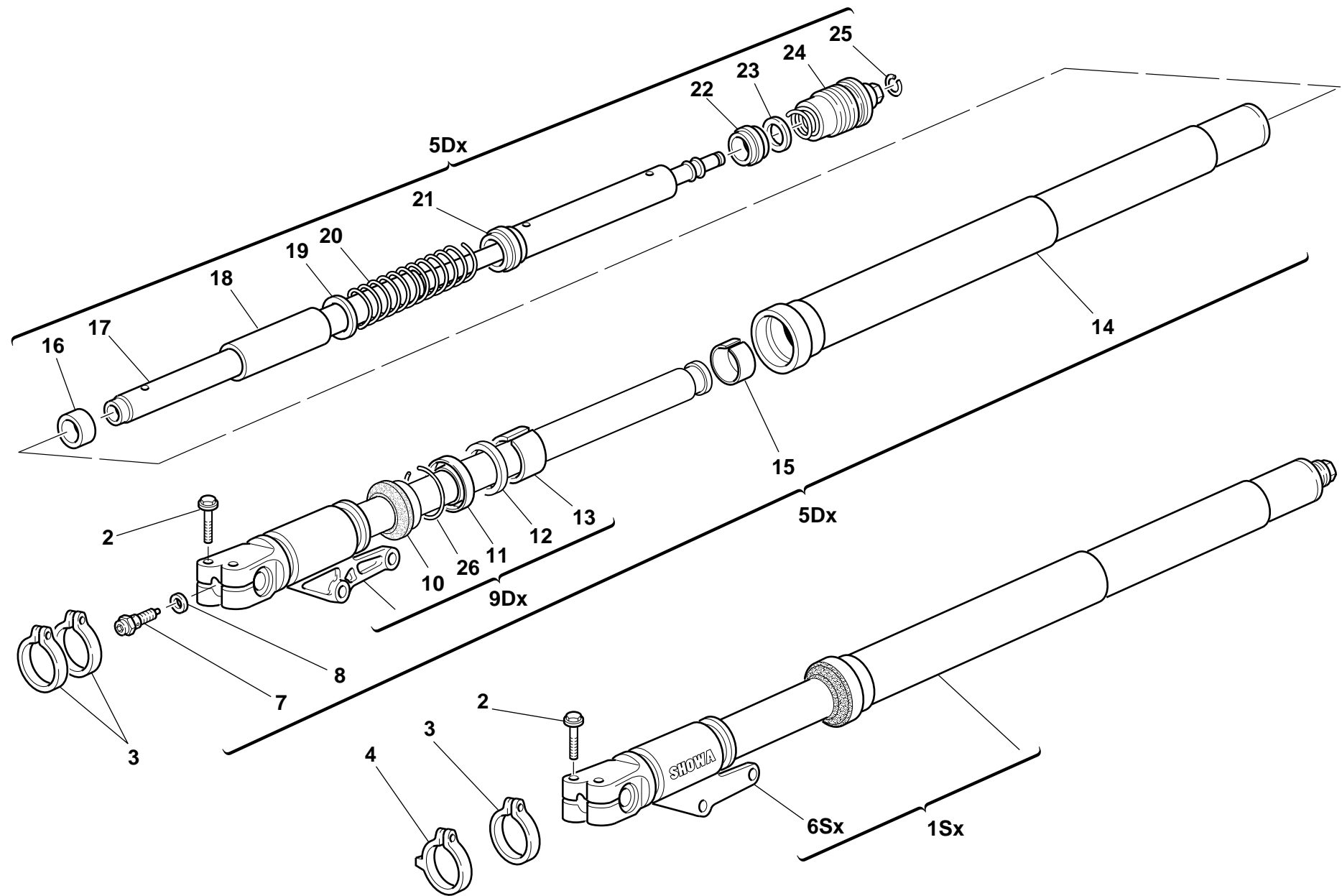
CATALOGUE No.: 915.1.052.1C  
ISSUED : 02 - 00

NOTES	NO.	CODE NO.	DESCRIPTION	VALIDITY	Q.TY
	28	656.1.013.2A	Throttle control transmission		1
	29	772.5.023.1A	Screw		2
	30	8000.66774	Screw		2
	31	658.4.002.1A	Cover		1
	32	598.4.011.1A	Wrench		1
	33	872.1.011.1A	Cap		2

CATALOGUE No.: 915.1.052.1C  
ISSUED : 02 - 00

TAVOLA  
DRAWING  
TABLE  
BILD  
TABLA

22.1 FRONT FORK



DRAWING **22.1** FRONT FORK

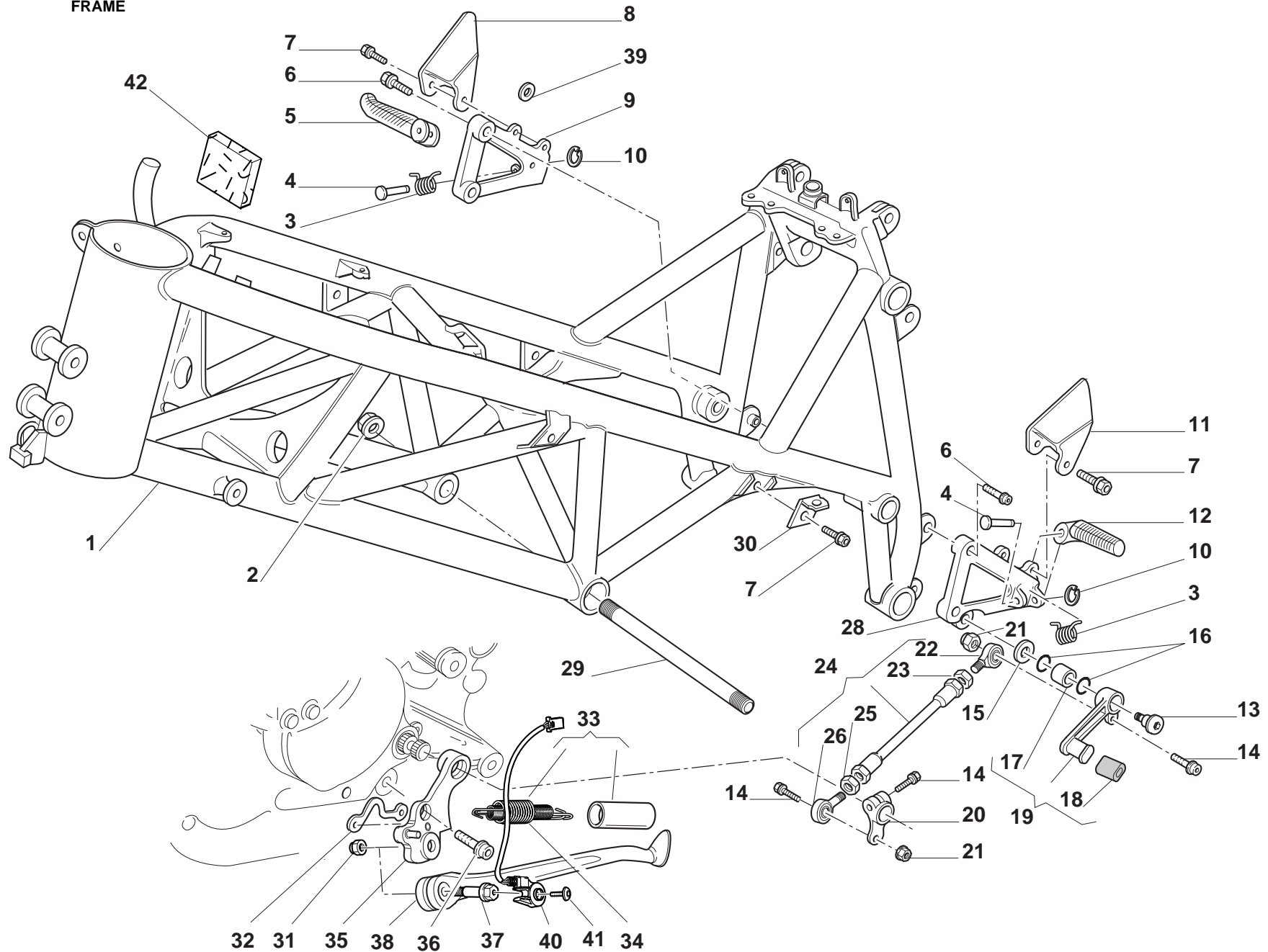
NOTES	NO.	CODE NO.	DESCRIPTION	VALIDITY	Q.TY	
	1	340.2.134.1A	L.H. fork leg assembly		1	
	2	8A00.69056	Screw		4	
	3	8000.70127	Clamp		3	
	4	8000.70133	Clamp		1	
	5	340.2.133.1A	R.H. fork leg assembly		1	
	6	349.1.110.1D	Complete L.H. slider		1	
	7	349.2.010.1A	Adjusting screw		2	
	8	349.1.096.1A	Special washer		2	
	9	349.1.109.1D	Complete R.H. slider		1	
	10	349.1.101.1A	Dust seal		2	
	11	930.1.005.1A	Seal ring		2	
	12	349.1.102.1A	Check ring		2	
	13	349.1.103.1A	Bush		2	
	14	349.1.054.1C	Stanchion tube		2	
	15	349.1.104.1A	Bush		2	
	16	349.1.095.1A	Centering ring		2	
	17	349.1.055.1B	Damper tube		2	
	18	349.1.099.1A	Flexible collar		2	
	19	349.1.100.1A	Special washer		2	
	20	347.1.011.1D	Spring		2	
	21	349.1.097.1A	Spring coupling		2	
	22	349.1.064.1A	Slider		2	
	23	349.1.065.1A	Rubber cush drive hub		2	
	24	349.2.003.1C	Complete cap		2	
	25	349.1.098.1A	Snap ring		2	
	26	884.1.005.1A	Ring		2	

NOTES	NO.	CODE NO.	DESCRIPTION	VALIDITY	Q.TY	
-------	-----	----------	-------------	----------	------	---

TAVOLA  
DRAWING  
TABLE  
BILD  
TABLA

23

## FRAME



DRAWING

23

FRAME

NOTES	NO.	CODE NO.	DESCRIPTION	VALIDITY	Q.TY
	1	470.1.048.1A	Frame		1
	2	729910FF1	Nut		4
	3	799.1.045.1A	Spring		2
	4	821.1.051.1A	Pin		2
	5	464.1.006.1A	Front R.H. foot peg		1
	6	771.5.723.2B	Screw		4
	7	772.5.025.1A	Screw		8
	8	247.1.074.1A	Protection		1
	9	824.1.016.1A	R.H. foot peg holder plate		1
	10	884.5.003.1A	Ring		2
	11	247.1.073.1A	Protection		1
	12	464.1.005.1A	Front L.H. foot peg		2
	13	80A0.53548	Pin		1
	14	771.5.667.2B	Screw		3
	15	852.1.053.1A	Washer		1
	16	0000.01199	O-ring		2
	17	0000.59056	Bush		1
	18	764.1.011.1A	Rubber pad		1
	19	456.2.007.1A	Gearchange lever		1
	20	456.1.006.1A	Gearchange control lever		1
	21	763106N01	El-stop nut		2
	22	76401.0003	Balljoint		1
	23	747.5.001.1A	L.H. nut		1
	24	117.1.030.1A	Gearbox transmission rod		1
	25	60N115062	Nut		1
	26	76401.0002	Balljoint		1

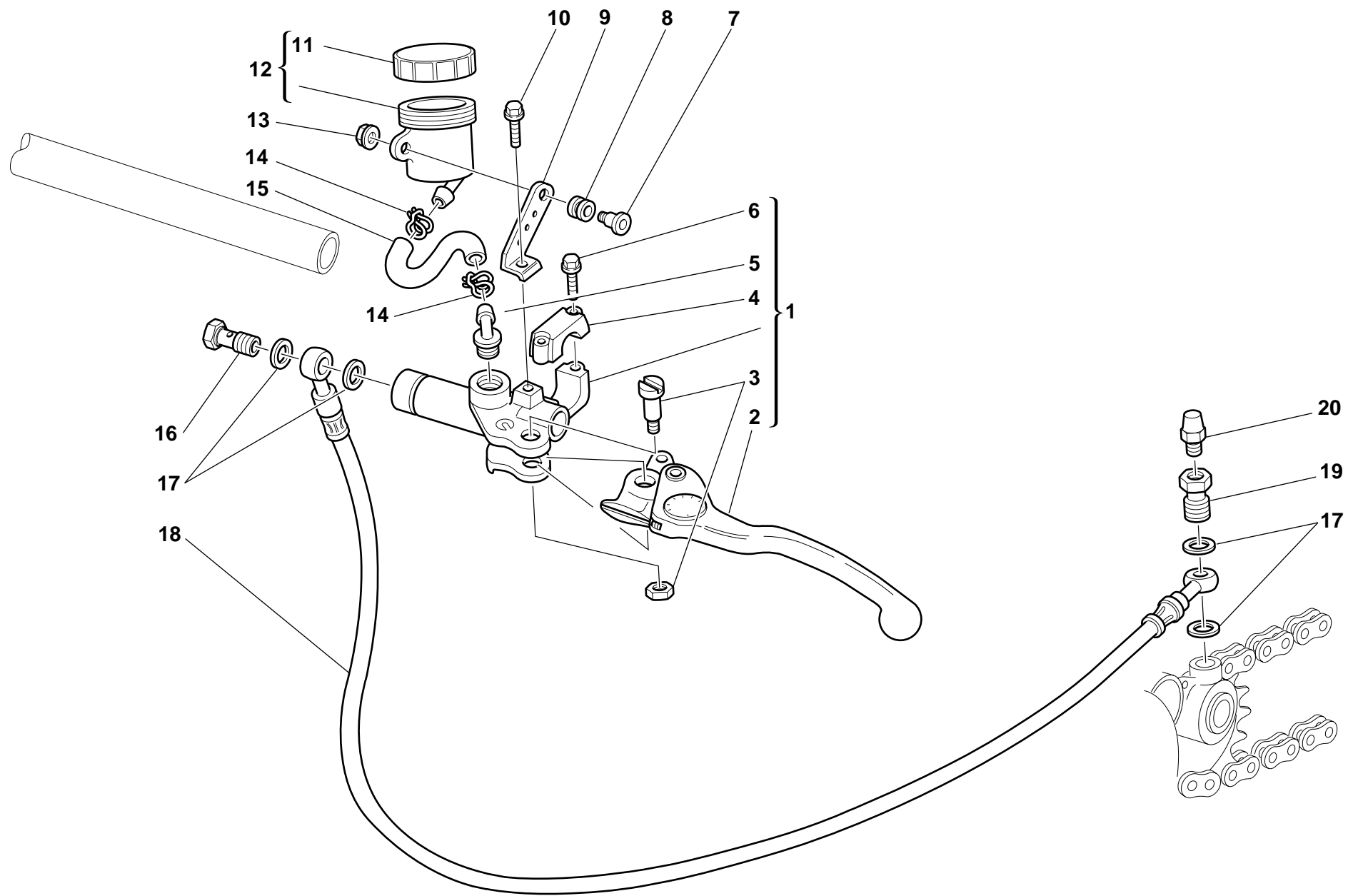
NOTES	NO.	CODE NO.	DESCRIPTION	VALIDITY	Q.TY
	27	117.2.030.1A	Gearbox transmission rod assembly		1
	28	824.1.015.1A	L.H. foot peg holder plate		1
	29	772.1.023.1A	Stud bolt		2
	30	827.1.067.1A	Plate		4
	31	750.1.048.1A	Nut		1
	32	829.1.260.1A	Plate		1
	33	799.2.001.1A	Complete spring		1
	34	8000.62676	Inner spring		1
	35	556.2.025.1A	Plate		1
	36	771.5.754.2B	Screw		2
	37	821.1.103.1A	Pin		1
	38	556.1.013.2A	Side stand		1
	39	713.1.099.1A	Spacer		2
	40	539.1.023.1A	Switch		1
	41	779.4.005.1A	Screw		1
	42	716.1.061.1A	Spacer		1



TAVOLA  
DRAWING  
TABLE  
BILD  
TABLA

24


CLUTCH CONTROL



DRAWING

24

CLUTCH CONTROL

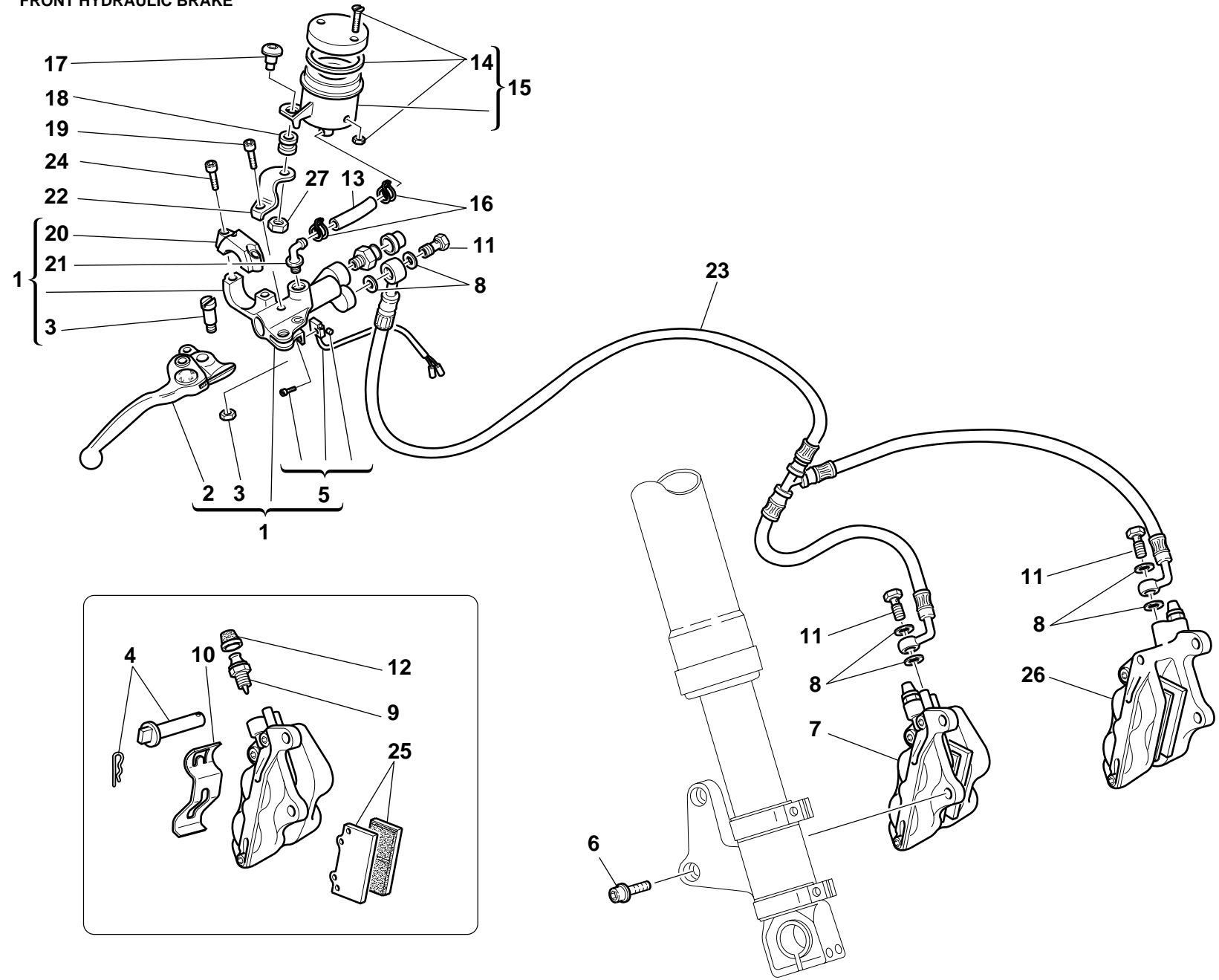
NOTES	NO.	CODE NO.	DESCRIPTION	VALIDITY	Q.TY	
	1	630.4.010.1AB	Clutch drive pump		1	
	2	631.4.009.1A	Lever with dowel		1	
	3	626.4.011.1A	Spare lever pin		1	
	4	626.4.010.1A	Spare bracket		1	
	5	631.4.008.1A	Spare union		1	
	6	771.5.669.2B	Screw		2	
	7	779.1.092.1A	Screw		1	
	8	0370.72.020	Vibration damper pad		1	
	9	829.1.228.1A	Plate		1	
	10	70700.6N02	Screw		2	
	11	893.4.005.1A	Cap		1	
	12	0000.61078	Complete oil tank		1	
	13	729905FN1	El-stop nut		1	
	14	741.4.043.1A	Clamp		2	
	15	877.1.037.1A	Tube		1	
	16	779.1.058.1A	Special screw		1	
	17	420.2.001.0A	Copper gasket		4	
	18	632.1.018.1A	Clutch control pipe (METAL PLAITED)		1	
	19	779.1.082.1A	Filler		1	
	20	0000.33552	Bleed		1	

NOTES	NO.	CODE NO.	DESCRIPTION	VALIDITY	Q.TY	
-------	-----	----------	-------------	----------	------	---

TAVOLA  
DRAWING  
TABLE  
BILD  
TABLA

25

FRONT HYDRAULIC BRAKE



DRAWING

25

FRONT HYDRAULIC BRAKE

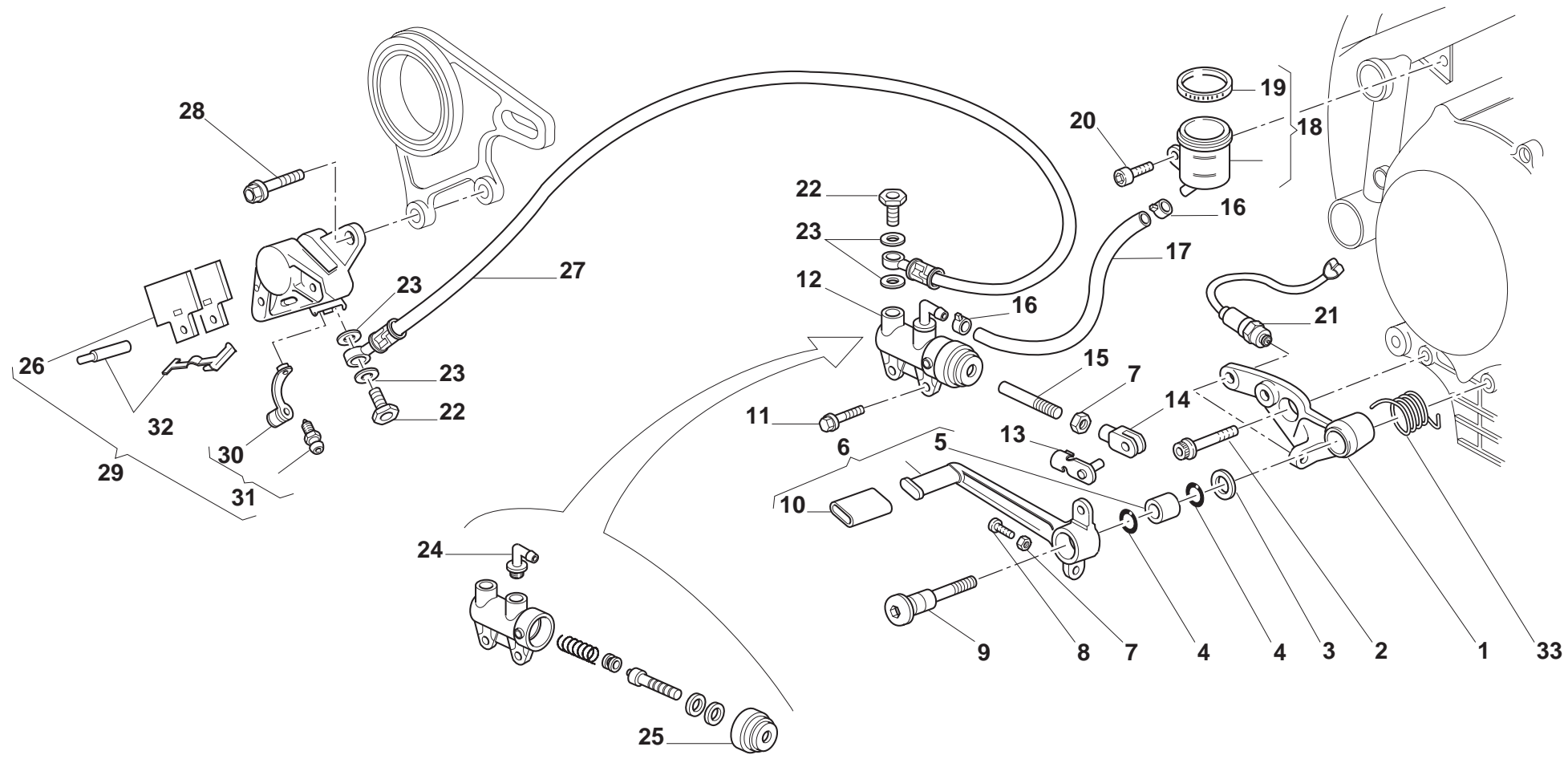
NOTES	NO.	CODE NO.	DESCRIPTION	VALIDITY	Q.TY	
	1	624.4.012.1A	Front brake pump		1	
	2	626.4.007.1A	Lever with dowel		1	
	3	626.4.009.1A	Spare lever pin		1	
	4	612.4.014.1A	Spare pins and spring		2	
	5	539.4.021.1A	Microswitch		1	
	6	771.5.754.2B	Screw		4	
	7	610.4.012.2B	R.H. brake caliper		1	
	8	420.2.001.0A	Copper gasket		6	
	9	631.4.004.1A	Spare bleed union		2	
	10	612.4.017.1A	Spring		2	
	11	779.1.058.1A	Special screw		3	
	12	612.4.008.1A	Dust seal		1	
	13	877.1.039.1A	Tube		1	
	14	8000.68490	Spare cap		1	
	15	0000.66181	Complete oil tank		1	
	16	741.4.043.1A	Clamp		2	
	17	779.1.092.1A	Screw		1	
	18	0370.72.020	Vibration damper pad		1	
	19	70700.6N02	Screw		1	
	20	626.4.008.1A	Spare bracket		1	
	21	631.4.008.1A	Spare union		1	
	22	829.1.238.1A	Bracket		1	
	23	618.4.036.1A	Caliper pump pipe (METAL PLAITED)		1	
	24	771.5.669.2B	Screw		2	
	25	613.4.020.1A	Pads pair		2	
	26	610.4.011.2B	L.H. brake caliper		1	

NOTES	NO.	CODE NO.	DESCRIPTION	VALIDITY	Q.TY	
	27	729905FN1	El-stop nut		1	

TAVOLA  
DRAWING  
TABLE  
BILD  
TABLA

26


REAR HYDRAULIC  
BRAKE



DRAWING

26

REAR HYDRAULIC  
BRAKE

NOTES	NO.	CODE NO.	DESCRIPTION	VALIDITY	Q.TY	
	1	829.1.078.1A	Holder		1	
	2	771.5.754.2B	Screw		1	
	3	852.1.054.1A	Washer		1	
	4	0000.01199	O-ring		2	
	5	0000.59056	Bush		1	
	6	457.2.008.1A	Brake control lever		1	
	7	60N115062	Nut		2	
	8	8000.67981	Threaded dowel		1	
	9	821.1.052.1A	Pedal pin		1	
	10	764.1.011.1A	Rubber pad		1	
	11	772.5.024.1A	Screw		2	
	12	625.4.006.1A	Rear brake pump		1	
	13	0000.64617	Spring		1	
	14	00A0.55757	Fork		1	
	15	117.1.025.1A	Adjuster rod		1	
	16	741.4.043.1A	Clamp		2	
	17	877.1.039.1A	Tube		1	
	18	0000.61078	Complete oil tank		1	
	19	8000.66305	Cap		1	
	20	70700.6N02	Screw		1	
	21	539.4.003.1B	Switch		1	
	22	779.1.058.1A	Special screw		2	
	23	420.2.001.0A	Copper gasket		4	
	24	8000.42345	Spare union		1	
	25	0664.39.741	Dust cover		1	
	26	613.4.008.1A	Pads pair		1	


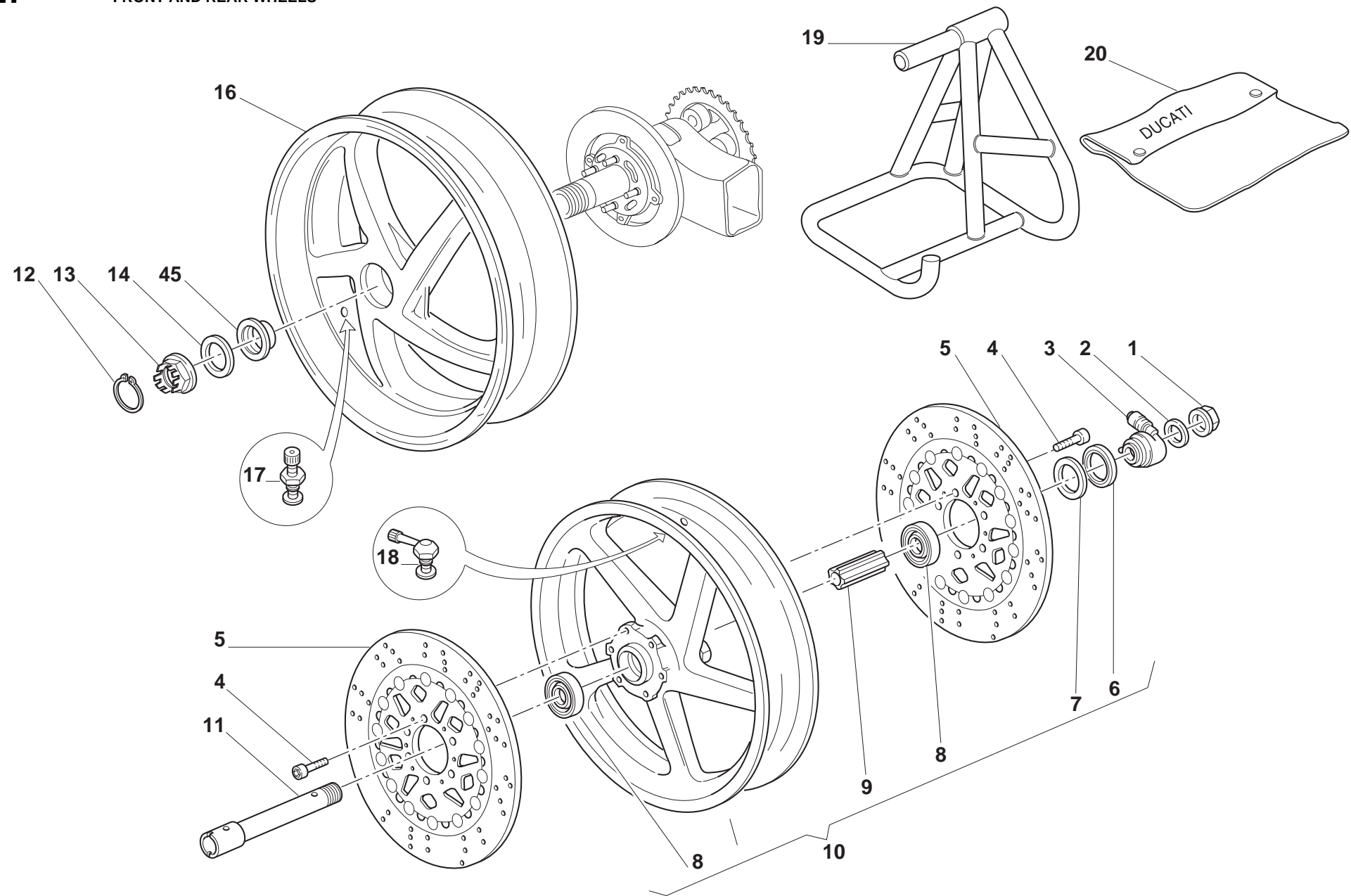
NOTES	NO.	CODE NO.	DESCRIPTION	VALIDITY	Q.TY	
	27	619.1.001.1B	Caliper pump pipe (METAL PLAITED)		1	
	28	0000.69056	Screw		2	
	29	611.4.005.2A	Rear brake caliper		1	
	30	612.4.008.1A	Dust seal		1	
	31	0000.39727	Spare bleed union		1	
	32	0000.48744	Spare pins		1	
	33	799.1.083.1A	Spring		1	

TAVOLA  
DRAWING  
TABLE  
BILD  
TABLA

27


FRONT AND REAR WHEELS



DRAWING

27

FRONT AND REAR WHEELS

NOTES	NO.	CODE NO.	DESCRIPTION	VALIDITY	Q.TY	
	1	748.1.014.1A	Nut		1	
	2	8000.70119	Washer		1	
	3	8000.74049	Speedometer transmission		1	
	4	771.5.721.2B	Screw		12	
	5	492.4.024.1A	Brake disc		2	
	6	0000.64471	Seal ring		1	
	7	8000.62648	Transmission capstan		1	
	8	75162.2566	Bearing		2	
	9	714.1.028.1A	Inner spacer		1	
	10	501.2.019.1A	Front wheel rim		1	
	11	819.1.017.1A	Front wheel spindle		1	
	12	759.1.009.1A	Clip		1	
	13	750.1.019.1A	Nut		1	
	14	852.1.057.1A	Washer		1	
	15	714.1.027.1A	Washer		1	
	16	502.2.015.2A	Rear wheel rim		1	
	17	0803.77.010	Valve		1	
	18	497.2.001.1A	Valve		1	
	19	699.2.064.1A	Stand		1	
	20	919.1.001.2A	Motrocycle's canvas cover (RED)		1	

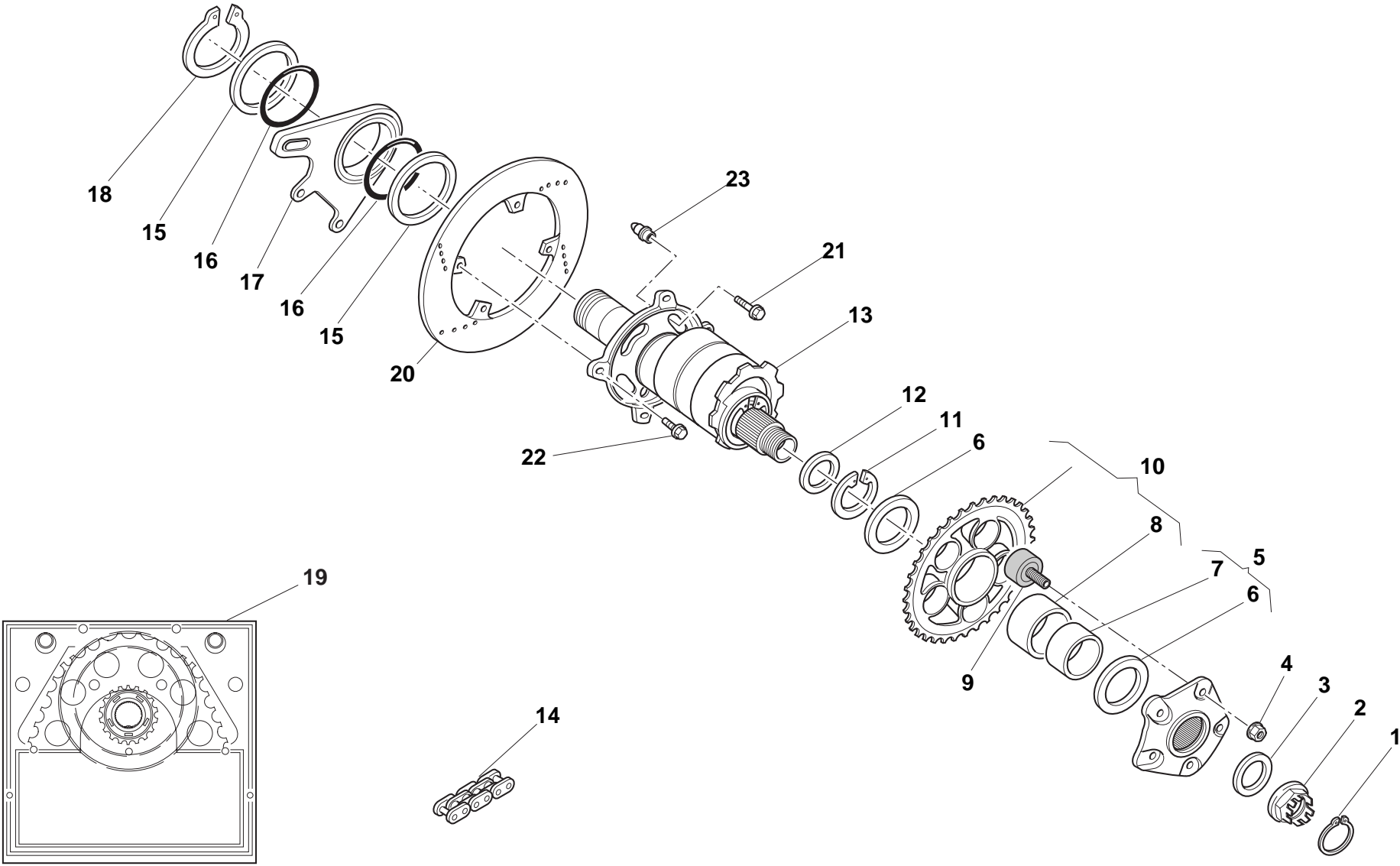
NOTES	NO.	CODE NO.	DESCRIPTION	VALIDITY	Q.TY	
-------	-----	----------	-------------	----------	------	---



TAVOLA  
DRAWING  
TABLE  
BILD  
TABLA

28


REAR WHEEL PIN



DRAWING

28

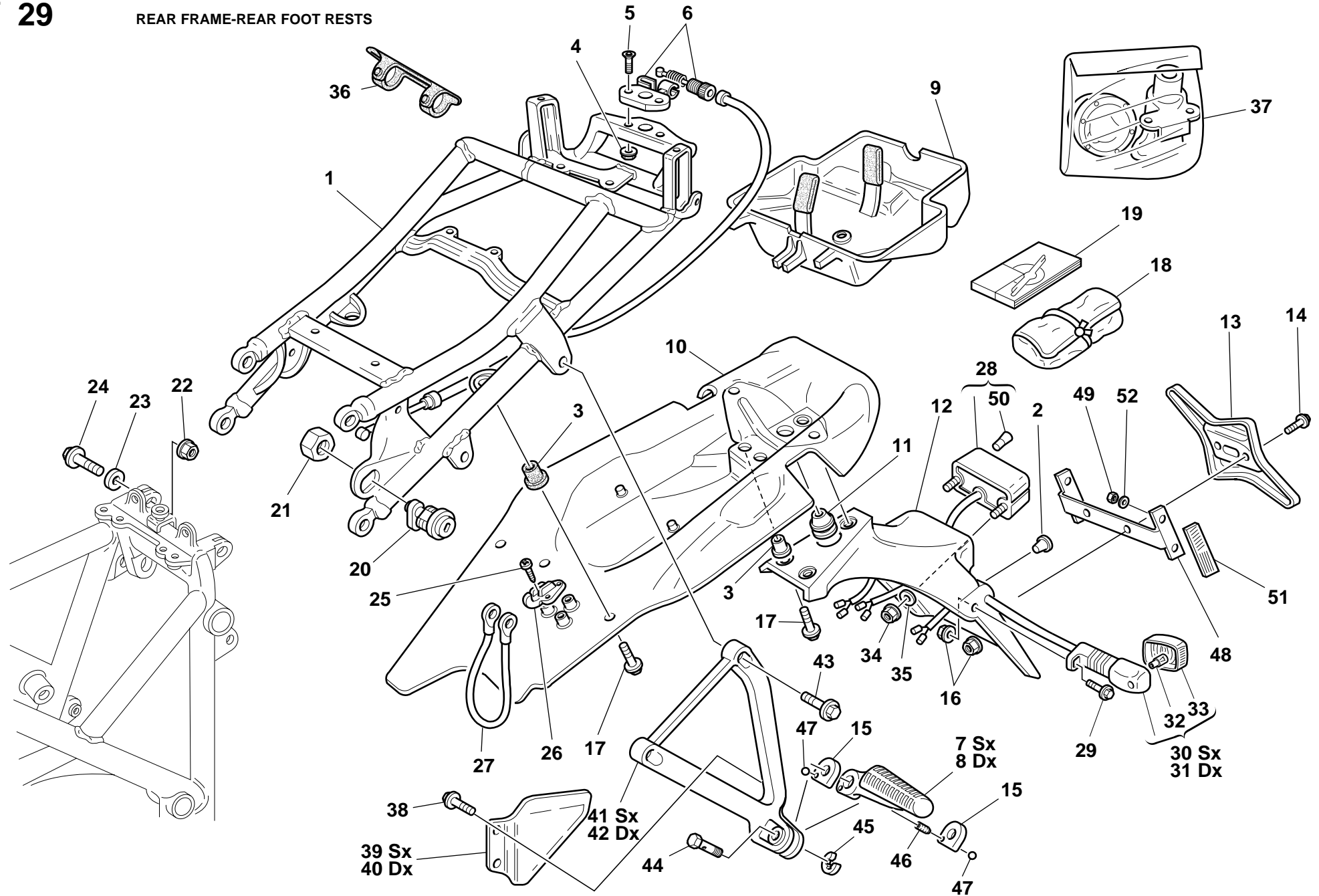
REAR WHEEL PIN

NOTES	NO.	CODE NO.	DESCRIPTION	VALIDITY	Q.TY	
	1	759.1.008.1A	Clip		1	
	2	750.1.018.1A	L.H. nut		1	
	3	852.1.055.1A	Washer		1	
	4	748.4.024.1A	Nut		5	
	5	160.2.021.1B	Complete rear sprocket flange		1	
	6	852.1.058.1A	Washer		2	
	7	711.1.067.1A	Bush		1	
	8	712.1.018.1A	Bush		1	
	9	700.1.017.1A	Rubber cush drive hub		5	
	10	494.2.051.1A	Ring gear z=38		1	
	11	884.5.005.1A	Circlip		1	
	12	852.1.056.1A	Washer		1	
	13	819.2.039.1A	Hub		1	
	14	676.4.022.1A	Chain (94 Links)		1	
	15	852.1.059.1A	Washer		2	
	16	886.5.003.1A	O-Ring		2	
	17	825.1.009.1A	Caliper holder plate		1	
	18	884.5.004.1A	Circlip		1	
	19	676.2.027.1A	Final drive kit		1	
	20	492.4.011.1B	Rear brake disc		1	
	21	772.1.005.1A	Screw		4	
	22	771.5.266.2B	Screw		4	
	23	863.1.001.1A	Pin		4	

NOTES	NO.	CODE NO.	DESCRIPTION	VALIDITY	Q.TY	
-------	-----	----------	-------------	----------	------	---

29

## REAR FRAME-REAR FOOT RESTS




DRAWING

29

## REAR FRAME - REAR FOOT RESTS

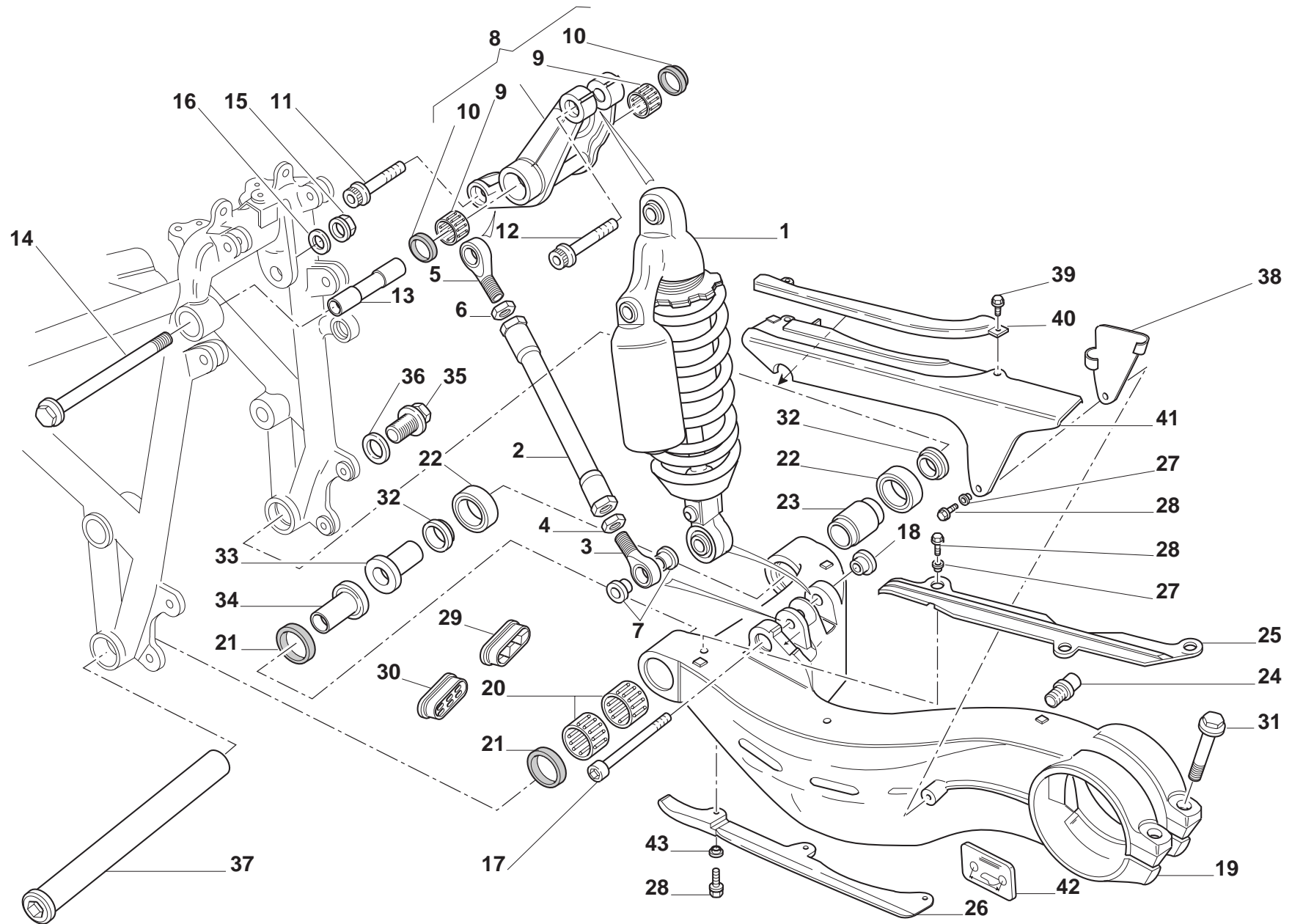
NOTES	NO.	CODE NO.	DESCRIPTION	VALIDITY	Q.TY 
	1	470.1.032.2A	Rear frame		1
	2	8000.66308	Vibration damper pad		2
	3	0364.99.020	Bush		4
	4	8000.56443	Nut		8
	5	777.5.038.2B	Screw		2
	6	732.2.002.1A	Lock latch		1
	7	465.1.008.1A	Rear L.H. foot peg		1
	8	465.1.010.1A	Rear R.H. foot peg		1
	9	559.2.004.2A	Tool box		1
	10	486.1.038.1C	Panel		1
	11	0000.07051	Fairlead		1
	12	561.1.010.1A	Number plate holder		1
	13	516.1.017.1A	Plate		1
	14	8000.62726	Screw		2
	15	827.1.115.1A	Plate		2
	16	8000.44240	Nut		4
	17	772.5.024.1A	Screw		7
	18	697.2.008.2B	Tool bag		1
	19	913.7.065.1B	Owner's manual		1
	20	598.2.023.1A	Seat lock		1
	21	750.1.024.1A	Nut		1
	22	747.1.005.1A	Nut		4
	23	80C0.05893	Shim		8
	24	772.1.016.1A	Screw		4
	25	72237.0657	Self-tapping screw		3
	26	760.4.003.1A	Hook		1
	27	732.1.005.1A	Helmet anti-theft wire		1

CATALOGUE No.: **915.1.052.1C**  
ISSUED: **02-00**

NOTES	NO.	CODE NO.	DESCRIPTION	VALIDITY	Q.TY 
	28	525.1.004.2A	Tail lamp		1
	29	771.5.667.2B	Screw		2
	30	8000.74504	Turn indicator		1
	31	8000.74505	Turn indicator		1
	32	8000.36726	Bulb		2
	33	8000.74507	Cup		2
	34	8000.56443	Nut		2
	35	60N115548	Washer		2
	36	741.1.011.1A	Rubber pad		4
	37	598.2.028.1A	Locks kit		1
	38	772.5.003.1A	Screw		4
	39	247.1.096.1A	L.H. protection		1
	40	247.1.097.1A	R.H. protection		1
	41	824.1.031.1A	Rear L.H. foot peg holder plate		1
	42	824.1.032.1A	Rear R.H. foot peg holder plate		1
	43	771.5.723.2B	Screw		2
	44	821.1.068.1A	Pin		2
	45	0170.91.730	Ring		2
	46	8000.62655	Spring		2
	47	80N021507	Ball		2
	48	829.1.136.1A	Holder		1
	49	749.5.001.1A	Nut		4
	50	8000.36230	Bulb		1
	51	529.1.006.1A	Cat's eye		2
	52	852.5.001.1A	Washer		4

CATALOGUE No.: **915.1.052.1C**  
ISSUED: **02-00**

## REAR SUSPENSION




DRAWING

30

## REAR SUSPENSION

NOTES	NO.	CODE NO.	DESCRIPTION	VALIDITY	Q.TY 
	1	365.2.039.1A	Shock absorber		1
	2	875.1.022.1A	Tie rod		1
	3	76401.0009	Ball joint		1
	4	750.1.022.1A	Nut		1
	5	76401.0010	Ball joint		1
	6	750.1.021.1A	Nut		1
	7	710.1.025.1A	Bush		4
	8	372.2.004.1A	Rocker assembly		1
	9	701.4.004.1A	Needle bearing		2
	10	930.4.011.1A	Seal ring		2
	11	771.5.937.2B	Screw		1
	12	771.5.938.2B	Screw		1
	13	715.1.003.1A	Spacer		1
	14	772.1.002.1A	Screw		1
	15	729910FF1	Nut		1
	16	0023.37.153	Washer		1
	17	771.1.003.1A	Screw		1
	18	710.1.026.1A	Bush		1
	19	370.1.014.1A	Swingarm		1
	20	76400.0001	Needle bearing		2
	21	0412.02.295	Seal ring		2
	22	75162.2566	Bearing		2
	23	713.1.078.1A	Inner spacer		1
	24	832.1.003.1A	Pin		1
	25	447.1.019.1A	Upper chain sliding shoe		1
	26	447.1.020.1A	Lower chain sliding shoe		1
	27	8000.62653	Spacer		5

CATALOGUE No.: **915.1.052.1C**  
ISSUED: **02-00**

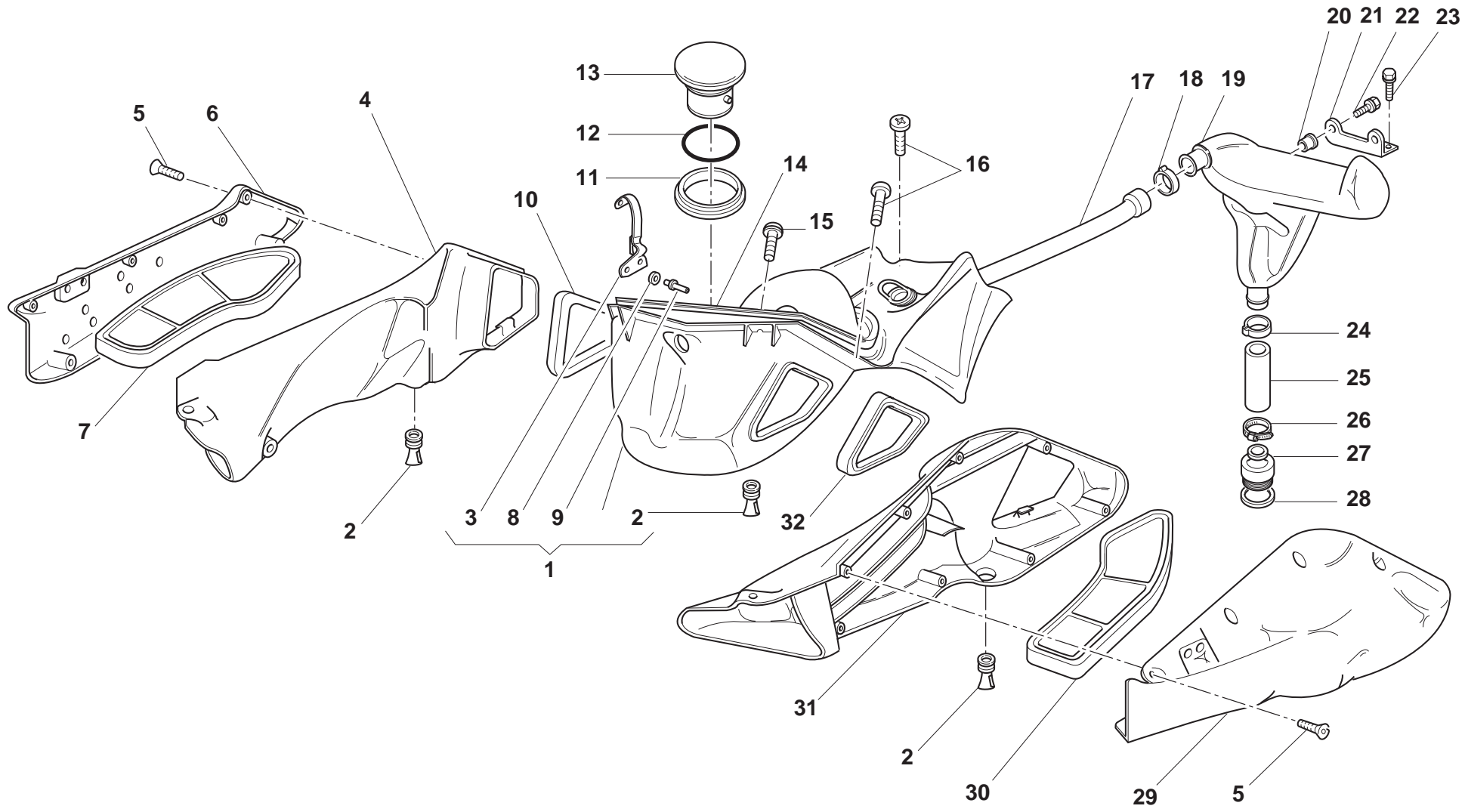
NOTES	NO.	CODE NO.	DESCRIPTION	VALIDITY	Q.TY 
	28	8000.62726	Screw		8
	29	872.1.016.1A	Cap		1
	30	872.1.017.1A	Cap		1
	31	772.1.004.2A	Screw		2
	32	712.1.019.1A	Outer spacer		2
	33	710.1.023.1A	Bush		1
	34	710.1.024.1A	Bush		1
	35	772.1.003.1A	Screw		1
	36	852.1.068.1A	Washer		1
	37	369.1.003.1A	Swingarm pivot		1
	38	830.1.127.1A	Bracket		1
	39	772.5.025.1A	Screw		2
	40	460.1.040.1A	Protection		1
	41	446.1.002.1A	Chain guard		1
	42	433.1.167.1A	Chain adjustment sticker		1
	43	716.1.044.1A	Spacer		3

CATALOGUE No.: **915.1.052.1C**  
ISSUED: **02-00**

TAVOLA  
DRAWING  
TABLE  
BILD  
TABLA

31

AIR INDUCTION-OIL VENT



DRAWING

31

AIR INDUCTION - OIL VENT



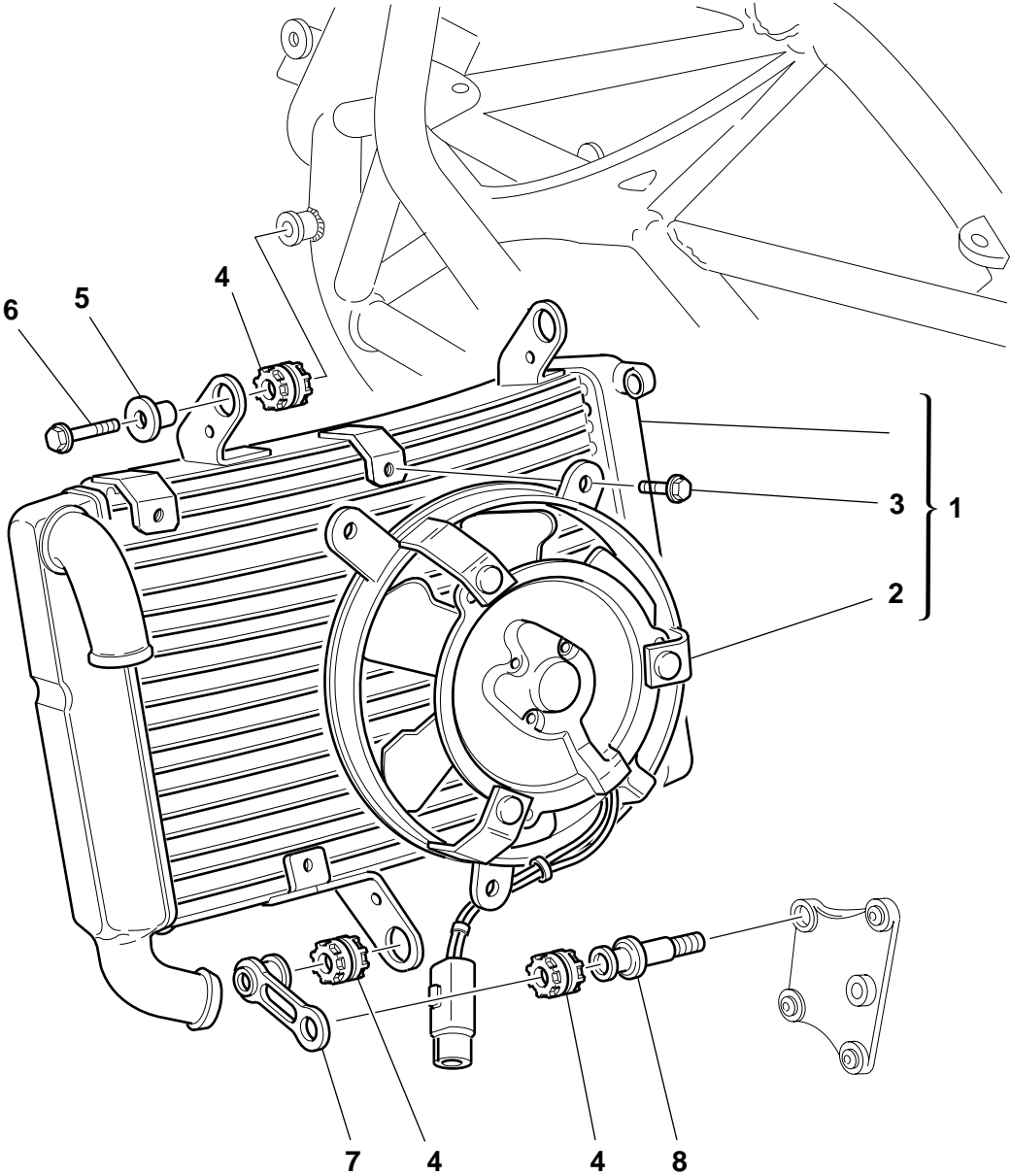
NOTES	NO.	CODE NO.	DESCRIPTION	VALIDITY	Q.TY		NOTES	NO.	CODE NO.	DESCRIPTION	VALIDITY	Q.TY	
	1	442.2.009.1CA	Air box (RED)		1			27	593.1.003.1B	Breather valve		1	
	1	442.2.009.1CB	Air box (YELLOW)		1			28	0660.49.920	Gasket		1	
	2	0000.48971	Rubber pad		3			29	246.1.004.1A	L.H. filter case cover		1	
	3	850.2.002.1A	Hook		4			30	426.2.002.1A	L.H. air filter		1	
	4	442.1.015.1B	R.H. air filter box		1			31	442.1.014.1B	L.H. air filter box		1	
	5	774.5.002.1B	Screw		16			32	788.1.044.1A	L.H. gasket		1	
	6	246.1.005.1A	R.H. filter case cover		1								
	7	426.2.003.1A	R.H. air filter		1								
	8	852.1.075.1A	Washer		8								
	9	736.4.013.1B	Shear rivet		8								
	10	788.1.045.1A	R.H. gasket		1								
	11	791.1.017.2A	Gasket		2								
	12	886.5.004.1A	O-ring		2								
	13	802.1.009.1A	Air funnel		2								
	14	791.1.041.1A	Gasket		1								
	15	772.1.008.1A	Special screw		2								
	16	772.1.006.1A	Special screw		4								
	17	876.2.054.1A	Breather pipe		1								
	18	8000.50450	Clamp		1								
	19	585.1.017.1A	Oil breather tank		1								
	20	8000.63150	Insert		2								
	21	827.1.099.2A	Plate		1								
	22	8A00.67997	Screw		2								
	23	772.5.025.1A	Screw		2								
	24	8000.50454	Clamp		1								
	25	876.1.053.1A	Breather pipe		1								
	26	741.5.027.1B	Clamp		1								



TAVOLA  
DRAWING  
TABLE  
BILD  
TABLA

32


WATER RADIATOR ASSY



DRAWING

32

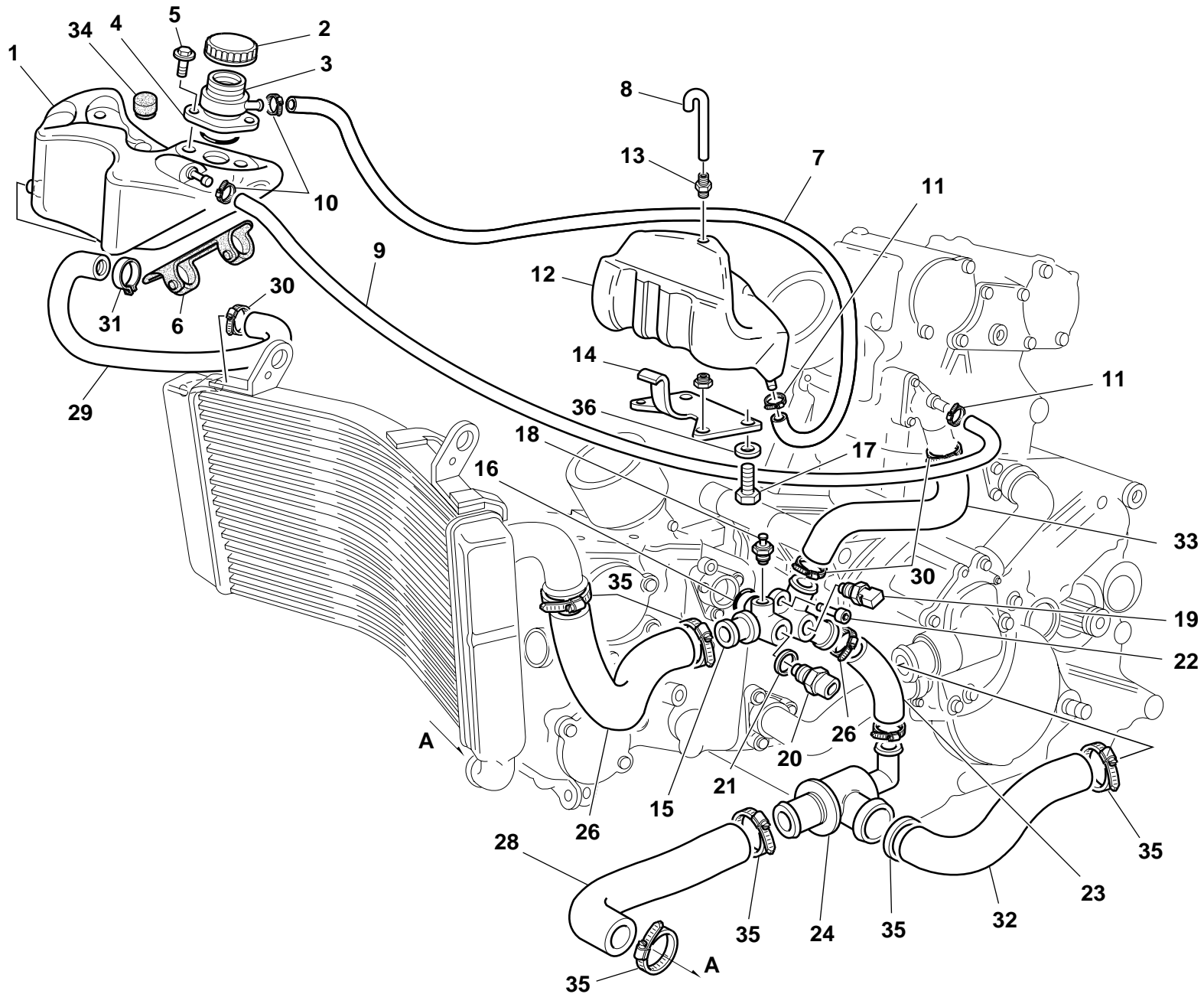
WATER RADIATOR ASSY

NOTES	NO.	CODE NO.	DESCRIPTION	VALIDITY	Q.TY	
	1	548.4.008.1A	Water radiator		1	
	2	550.4.007.1A	Electric fan		1	
	3	772.5.025.1A	Screw		3	
	4	764.1.024.1A	Vibration damper pad		4	
	5	8000.62652	Spacer		1	
	6	8000.62729	Screw		1	
	7	830.1.077.1A	Holder		1	
	8	779.1.059.1A	Special screw		1	

NOTES	NO.	CODE NO.	DESCRIPTION	VALIDITY	Q.TY	
-------	-----	----------	-------------	----------	------	---

33

## COOLING CIRCUIT




DRAWING

33

## COOLING CIRCUIT

NOTES	NO.	CODE NO.	DESCRIPTION	VALIDITY	Q.TY 
	1	585.1.011.1A	Water tank		1
	2	893.1.004.1A	Tank cap		1
	3	668.1.026.1B	Filler		1
	4	93823.0119	O-ring		1
	5	772.5.025.1A	Screw		2
	6	741.1.011.1A	Rubber pad		2
	7	876.1.058.1A	Tube		1
	8	876.1.059.1A	Breather pipe		1
	9	876.1.052.1A	Tube		1
	10	8A00.67610	Clamp		2
	11	741.4.037.1A	Clamp		2
	12	585.1.012.1A	Water tank		1
	13	779.1.121.1A	Union		1
	14	829.1.106.1A	Holder		1
	15	814.1.037.1A	Union		1
	16	93823.2087	O-ring		1
	17	707006N02	Screw		2
	18	8000.53249	Thermistor		1
	19	552.4.011.1A	Water temperature sensor		1
	20	552.4.008.1A	Thermal switch		1
	21	0593.68.505	Copper gasket		1
	22	60N107335	Screw		3
	23	800.1.036.1A	Hose		1
	24	553.4.003.1A	Thermostat		1
	25	741.5.027.1B	Clamp		2
	26	800.1.038.1A	Hose		1
	27	741.4.027.1A	Clamp		4

CATALOGUE No.: **915.1.052.1C**  
ISSUED: **02 - 00**

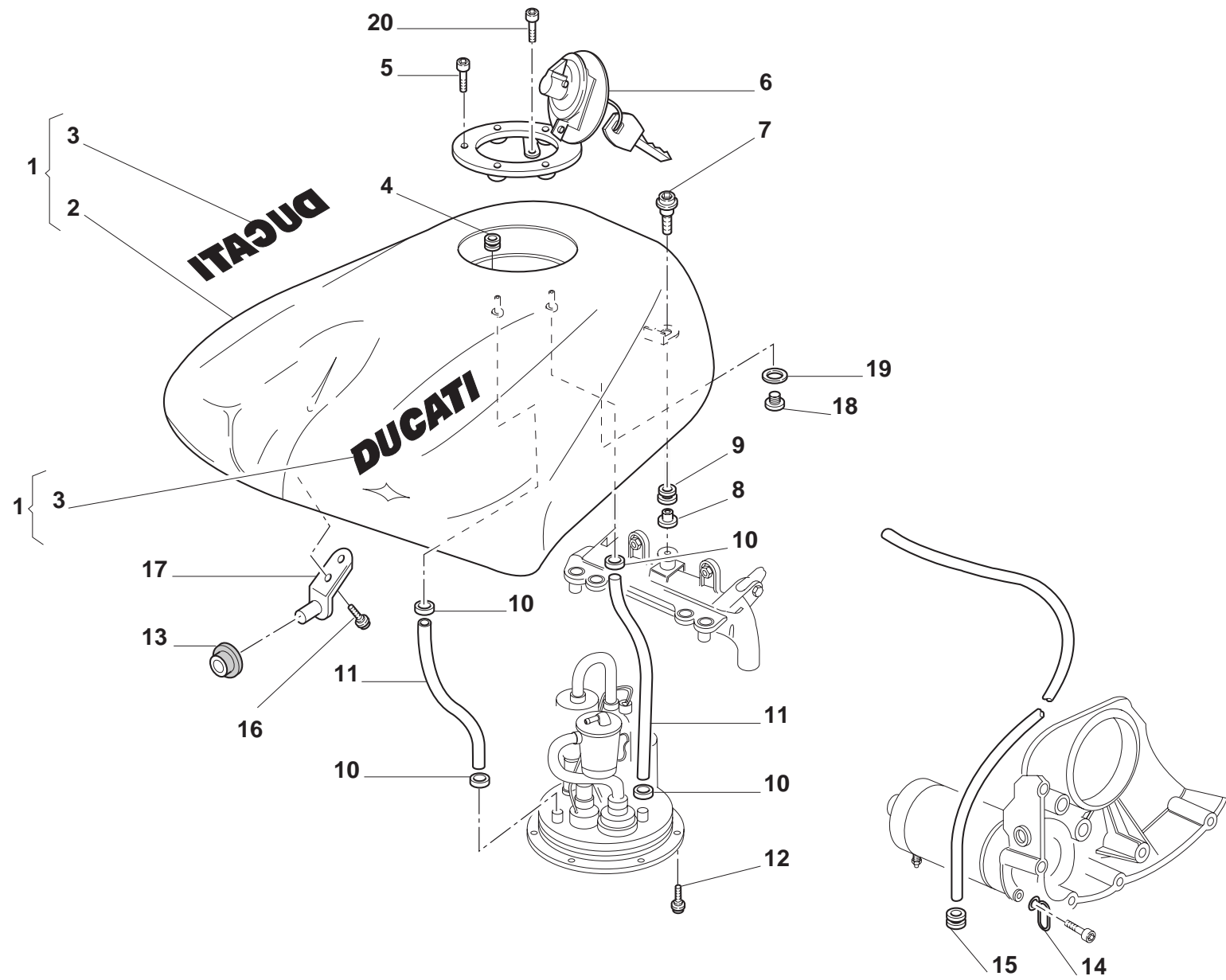
NOTES	NO.	CODE NO.	DESCRIPTION	VALIDITY	Q.TY 
	28	800.1.035.1A	Cooler/thermostat hose		1
	29	800.1.040.1A	Hose		1
	30	741.4.002.1A	Clamp		3
	31	8000.50442	Clamp		1
	32	800.1.037.1A	Thermostat/pump hose		1
	33	800.1.039.1A	Union/head hose		1
	34	866.1.021.1A	Rubber pad		1
	35	741.4.025.1A	Clamp		6
	36	734406N01	Washer		2

CATALOGUE No.: **915.1.052.1C**  
ISSUED: **02 - 00**

TAVOLA  
DRAWING  
TABLE  
BILD  
TABLA

34


FUEL TANK



DRAWING

34

FUEL TANK

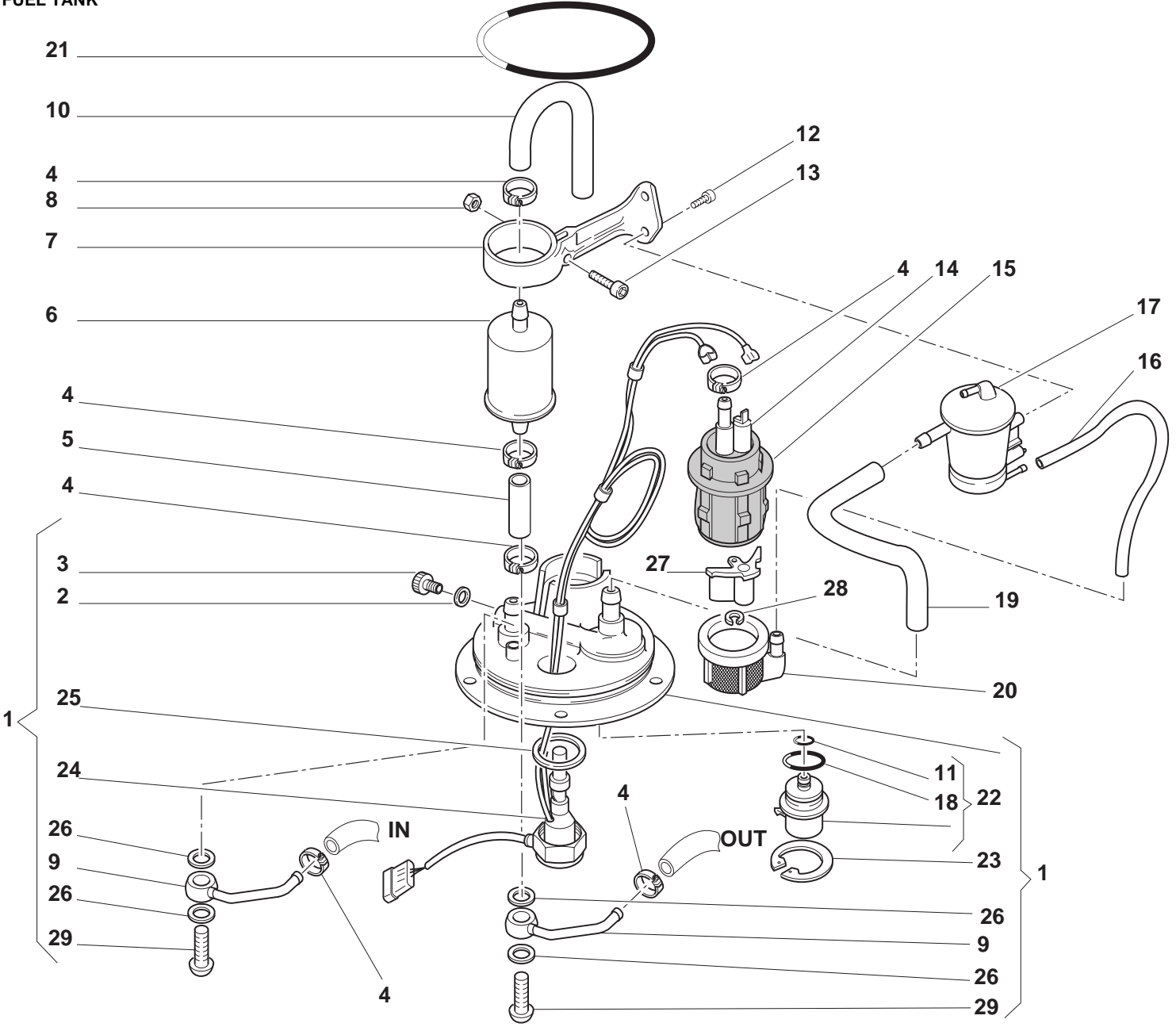
NOTES	NO.	CODE NO.	DESCRIPTION	VALIDITY	Q.TY	
	1	586.1.025.3CA	Fuel tank (RED)		1	
	1	586.1.025.3CB	Fuel tank (YELLOW)		1	
	2	586.1.025.0AA	Fuel tank (unpainted)		1	
	3	435.1.090.1AA	Sticker "DUCATI" (RED)		2	
	3	435.1.090.1AB	Sticker "DUCATI" (YELLOW)		2	
	4	791.1.012.1A	Gasket		1	
	5	771.5.045.7E	Screw		3	
	6	895.4.001.2A	Tank cap		1	
	7	771.1.004.1A	Special screw		1	
	8	716.1.021.2A	Spacer		1	
	9	700.1.019.1A	Rubber pad		1	
	10	741.4.013.1B	Clamp		4	
	11	590.1.057.1A	Exhaust pipe		2	
	12	772.1.007.1A	Special screw		3	
	13	700.1.018.1A	Rubber pad		1	
	14	829.1.129.1A	Clip		1	
	15	8000.18048	Rubber pad		1	
	16	8000.62726	Screw		2	
	17	587.1.023.1A	Front connection		1	
	18	8000.77921	Screw		1	
	19	420.2.001.0A	Copper gasket		1	
	20	771.5.040.2B	Screw		1	

NOTES	NO.	CODE NO.	DESCRIPTION	VALIDITY	Q.TY	
-------	-----	----------	-------------	----------	------	---

TAVOLA  
DRAWING  
TABLE  
BILD  
TABLA

34.1



FUEL TANK



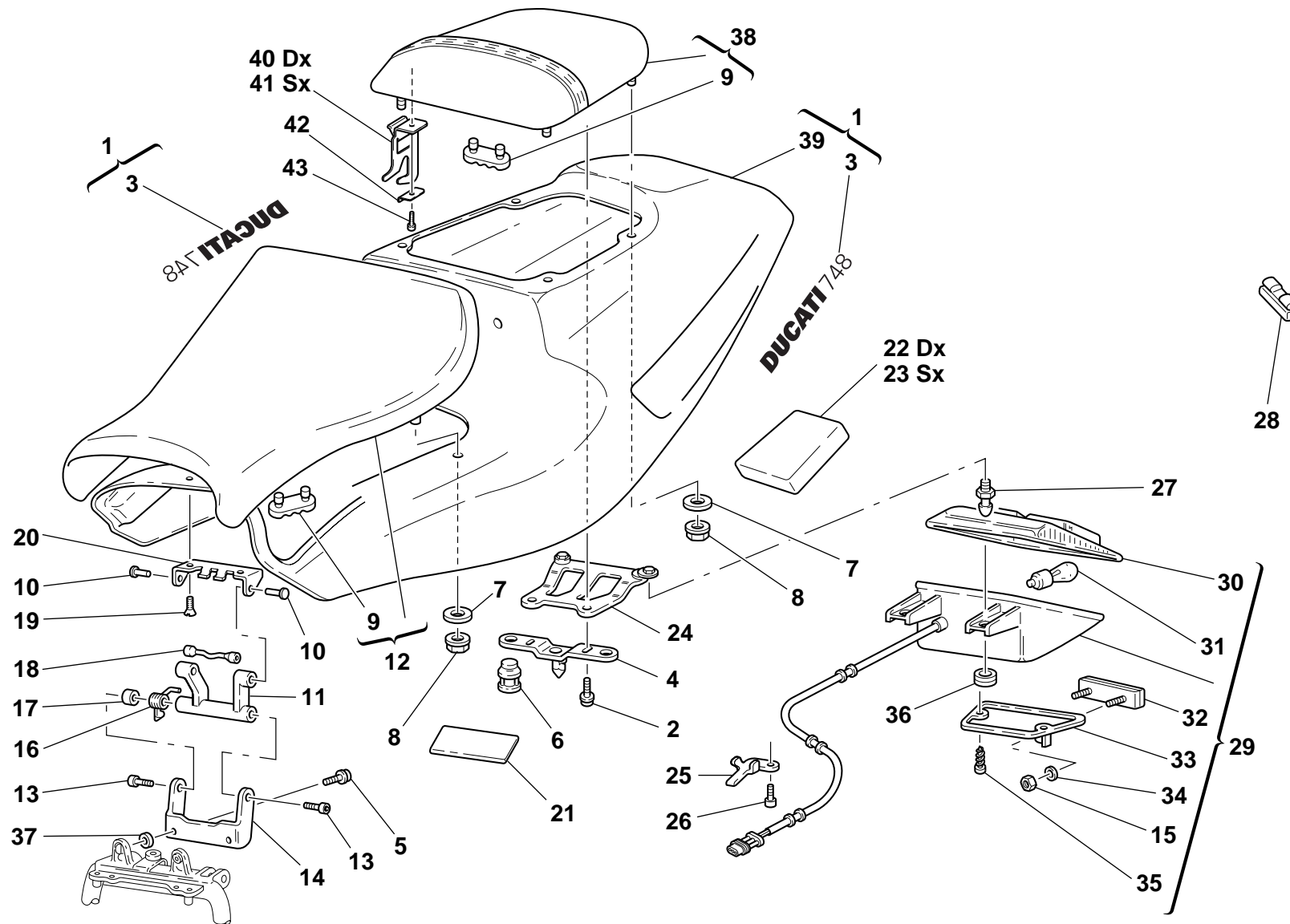
DRAWING

34.1

FUEL TANK

NOTES	NO.	CODE NO.	DESCRIPTION	VALIDITY	Q.TY		NOTES	NO.	CODE NO.	DESCRIPTION	VALIDITY	Q.TY	
	1	160.9.073.1A	Complete flange		1			28	850.4.031.1A	Snap ring		1	
	2	420.2.001.0A	Copper gasket		1			29	779.1.170.1A	Special screw		2	
	3	780.1.008.1A	Cap		1								
	4	741.4.004.1A	Clamp		6								
	5	590.1.056.1A	Filter/pump pipe		1								
	6	425.4.004.1B	Fuel filter		1								
	7	829.1.104.1A	Holder		1								
	8	0419.50.115	Hexagon nut		1								
	9	814.1.089.1A	Union		2								
	10	590.1.055.1A	Tube		1								
	11	886.4.021.1A	O-ring		1								
	12	72237.0974	Self-tapping screw		2								
	13	0419.50.045	Screw		1								
	14	430.4.004.1A	Fuel pump		1								
	15	829.1.077.2B	Pump holder		1								
	16	590.1.059.1A	Tube		1								
	17	427.4.002.1A	Air separator		1								
	18	886.4.022.1A	O-ring		1								
	19	590.1.058.1A	Tube		1								
	20	427.1.003.1A	Fuel pump filter		1								
	21	886.5.001.1A	O-Ring		1								
	22	283.4.003.1A	Pressure regulator		1								
	23	73503.3449	Circlip		1								
	24	592.1.007.3B	Low fuel sensor		1								
	25	789.1.001.1A	Gasket		1								
	26	852.1.098.1A	Washer		4								
	27	484.1.029.1B	Manifold		1								





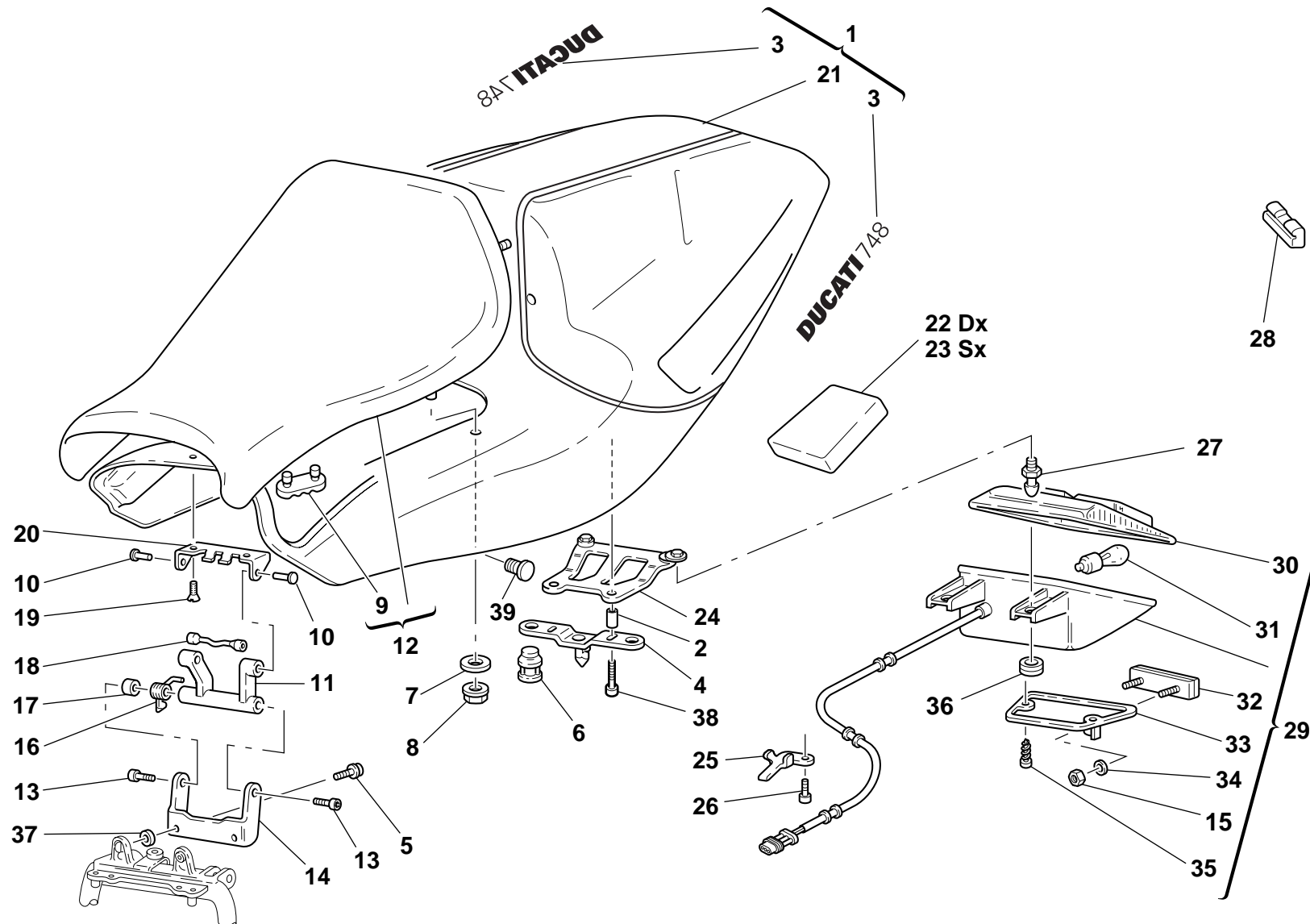
DRAWING

35

SEAT

NOTES	NO.	CODE NO.	DESCRIPTION	VALIDITY	Q.TY		NOTES	NO.	CODE NO.	DESCRIPTION	VALIDITY	Q.TY	
	1	483.2.022.1CA	Rear fairing (RED)		1			26	470412	Screw		1	
	1	483.2.022.1CB	Rear fairing (YELLOW)		1			27	832.1.008.1A	Pin		2	
	2	772.5.003.1A	Screw		2			28	866.1.018.1A	Rubber pad		1	
	3	438.1.099.1AA	Sticker "DUCATI748" (RED)		1			29	525.4.005.3A	Tail lamp		1	
	3	438.1.099.1AB	Sticker "DUCATI748" (YELLOW)		1			30	8000.72911	Lens		1	
	4	829.2.004.2A	Holder		1			31	390.4.003.1A	Two-light bulb 12V 5/21W		1	
	5	8H00.67545	Screw		2			32	529.1.006.1A	Cat's eye		1	
	6	866.1.020.1A	Rubber pad		2			33	829.1.130.1A	Holder		1	
	7	60N115548	Washer		8			34	852.5.001.1A	Washer		2	
	8	8000.56443	Nut		8			35	774.5.004.1A	Screw		2	
	9	866.1.019.1A	Rubber pad		6			36	764.1.024.1A	Vibration damper pad		2	
	10	821.1.057.1A	Pin		2			37	713.1.099.1A	Spacer		2	
	11	455.1.005.1A	Linkage		1			38	595.1.030.2B	Pillion rider seat (RED)		1	
	12	595.1.029.1A	Seat		1			38	595.1.030.2BC	Pillion rider seat (YELLOW)		1	
	13	60N102482	Screw		2			39	483.3.022.3A	Rear fairing (unpainted)		1	
	14	827.1.085.1A	Bracket		1			40	830.1.155.1A	R.H. bracket		1	
	15	749.4.030.1A	Nut		2			41	830.1.154.1A	L.H. bracket		1	
	16	799.1.057.1A	Spring		1			42	827.1.168.1A	Bent plate		2	
	17	856.1.043.1A	Spacer		1			43	60N102509	Screw		2	
	18	764.1.014.1A	Rubber pad		1								
	19	777.5.234.2B	Screw		2								
	20	827.1.086.1A	Bracket		1								
	21	433.1.171.1A	Sticker		1								
	22	866.1.023.1A	R.H. pad		1								
	23	866.1.024.1A	L.H. pad		1								
	24	827.1.118.1A	Plate		1								
	25	827.1.111.1A	Plate		1								

## SEAT



DRAWING **35.1** SEAT


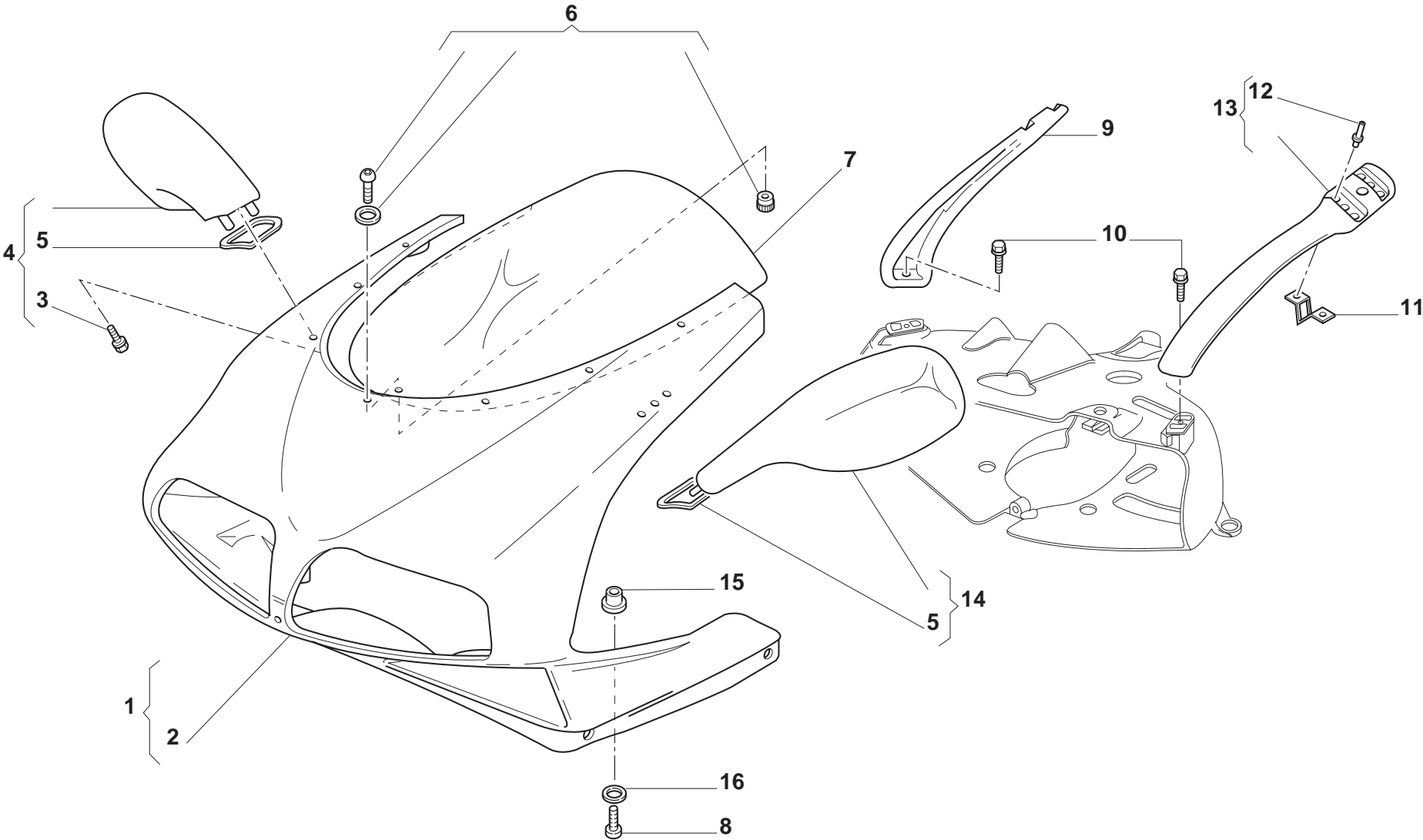
NOTES	NO.	CODE NO.	DESCRIPTION	VALIDITY	Q.TY		NOTES	NO.	CODE NO.	DESCRIPTION	VALIDITY	Q.TY	
	1	483.2.019.2MA	Rear fairing (RED)		1			26	470412	Screw		1	
	1	483.2.019.2MB	Rear fairing (YELLOW)		1			27	832.1.008.1A	Pin		2	
	2	713.1.109.1A	Spacer		2			28	866.1.018.1A	Rubber pad		1	
	3	438.1.099.1AA	Sticker "DUCATI748" (RED)		2			29	525.4.005.3A	Tail lamp		1	
	3	438.1.099.1AB	Sticker "DUCATI748" (YELLOW)		2			30	8000.72911	Lens		1	
	4	829.2.004.1A	Holder		1			31	390.4.003.1A	Two-light bulb 12V 5/21W		2	
	5	8H00.67545	Screw		2			32	529.1.006.1A	Cat's eye		1	
	6	866.1.020.1A	Rubber pad		2			33	829.1.242.1A	Holder		1	
	7	60N115548	Washer		4			34	852.5.001.1A	Washer		2	
	8	8000.56443	Nut		4			35	774.5.004.1A	Screw		2	
	9	866.1.019.1A	Rubber pad		4			36	764.1.024.1A	Vibration damper pad		2	
	10	821.1.057.1A	Pin		2			37	713.1.099.1A	Spacer		2	
	11	455.1.005.1A	Linkage		1			38	779.5.009.1A	Screw		2	
	12	595.1.027.1A	Seat		1			39	0659.03.810	Plastic rivet		4	
	13	60N102482	Screw		2								
	14	827.1.085.1A	Bracket		1								
	15	749.4.030.1A	Nut		2								
	16	799.1.057.1A	Spring		1								
	17	856.1.043.1A	Spacer		1								
	18	764.1.014.1A	Rubber pad		1								
	19	777.5.234.2B	Screw		2								
	20	827.1.086.1A	Bracket		1								
	21	483.3.019.2A	Rear fairing (unpainted)		1								
	22	866.1.023.1A	R.H. pad		1								
	23	866.1.024.1A	L.H. pad		1								
	24	827.1.120.1A	Plate		1								
	25	827.1.111.1A	Plate		1								

TAVOLA  
DRAWING  
TABLE  
BILD  
TABLA

36


FAIRING



DRAWING

36

FAIRING

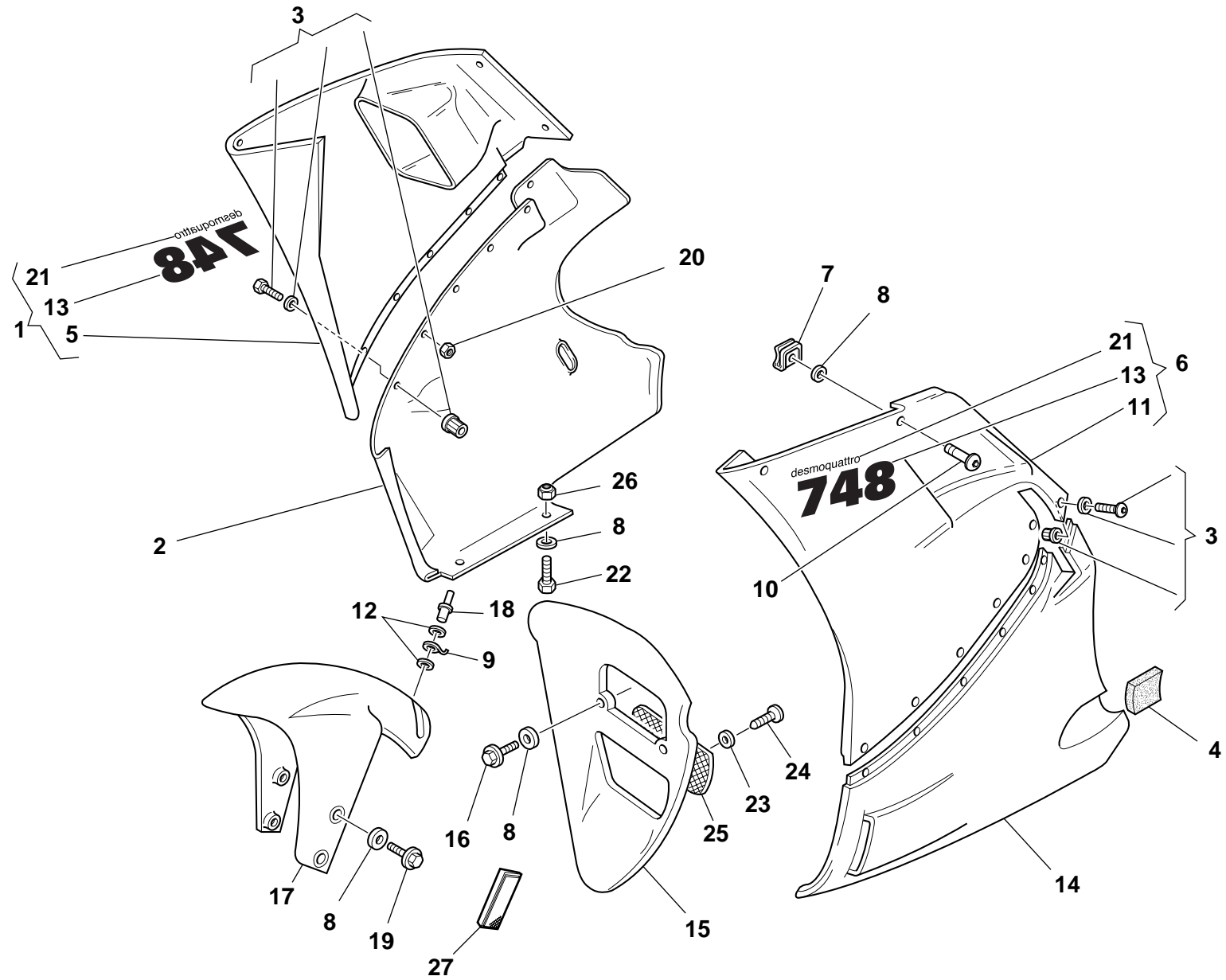
NOTES	NO.	CODE NO.	DESCRIPTION	VALIDITY	Q.TY	
	1	481.2.012.1BA	Headlight fairing (RED)		1	
	1	481.2.012.1BB	Headlight fairing (YELLOW)		1	
	2	481.3.012.1A	Headlight fairing (unpainted)		1	
	3	779.1.137.1A	Special screw		2	
	4	523.1.004.1A	R.H. rear-view mirror		1	
	5	713.1.089.1A	Gasket		2	
	6	699.2.072.1A	Fairing fastening kit		9	
	7	487.1.011.1A	Windshield		1	
	8	0000.55698	Screw		2	
	9	829.2.123.1A	R.H. mirror holder		1	
	10	8000.62726	Screw		2	
	11	8000.66336	Spring		4	
	12	736.4.012.1A	Shear rivet		8	
	13	829.2.122.1A	L.H. mirror holder		1	
	14	523.1.003.1A	L.H. rear-view mirror		1	
	15	0364.99.020	Bush		2	
	16	0000.56391	Nylon washer		2	

NOTES	NO.	CODE NO.	DESCRIPTION	VALIDITY	Q.TY	
-------	-----	----------	-------------	----------	------	---

TAVOLA  
DRAWING  
TABLE  
BILD  
TABLA

36.1

FAIRING



DRAWING 36.1 FAIRING

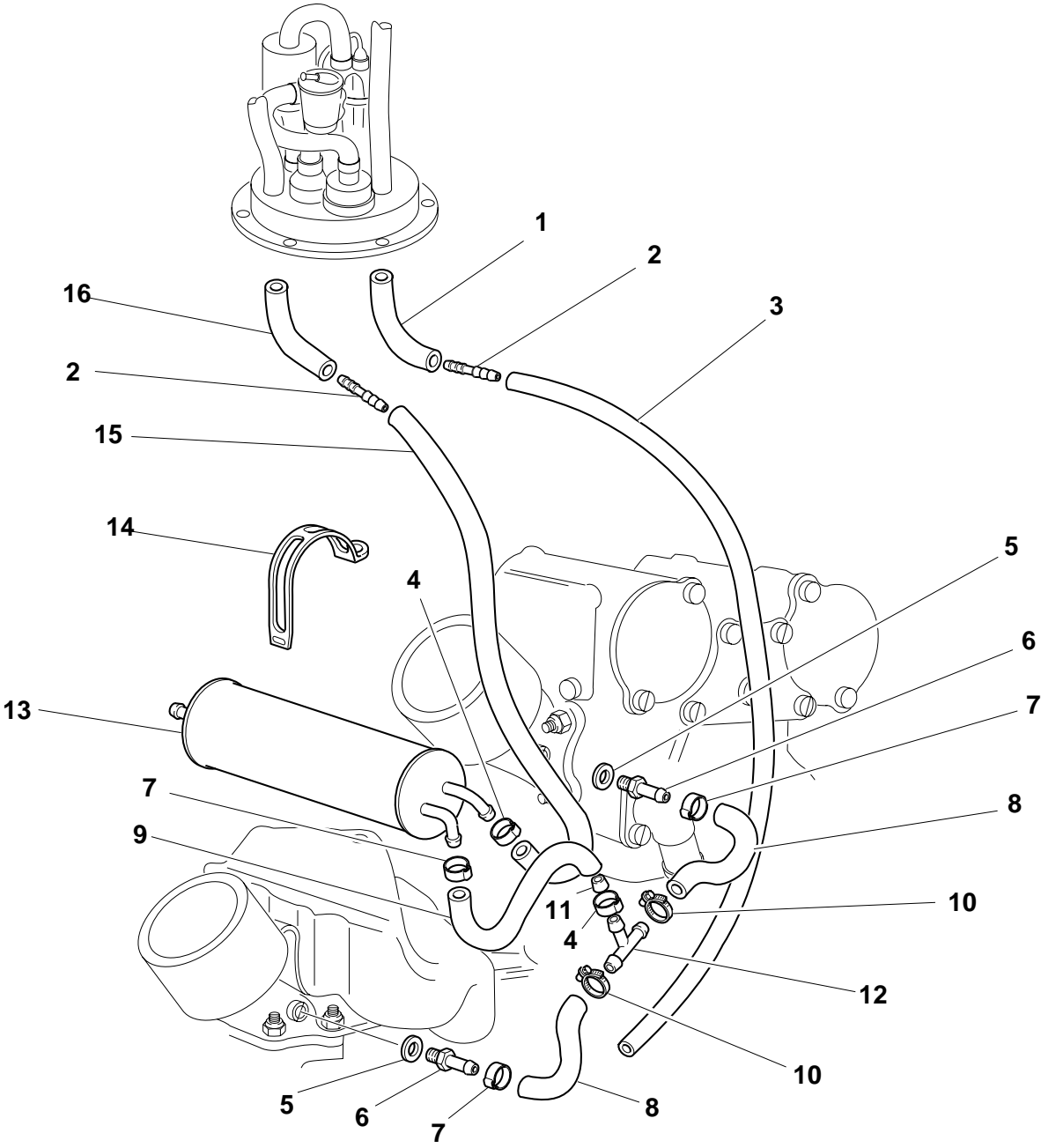
NOTES	NO.	CODE NO.	DESCRIPTION	VALIDITY	Q.TY		NOTES	NO.	CODE NO.	DESCRIPTION	VALIDITY	Q.TY	
	1	480.1.040.1EA	R.H. upper half-fairing (RED)		1			16	772.5.025.1A	Screw		2	
	1	480.1.040.1EB	R.H. upper half-fairing (YELLOW)		1			17	564.1.018.1A	Front mudguard (RED)		1	
	2	480.1.041.0A	R.H. lower half-fairing (unpainted)		1			17	564.1.018.1AB	Front mudguard (YELLOW)		1	
	2	480.1.041.1A	R.H. lower half-fairing (RED)		1			17	564.3.018.1A	Front mudguard (unpainted)		1	
	2	480.1.041.1AB	R.H. lower half-fairing (YELLOW)		1			18	736.4.013.1B	Shear rivet		1	
	3	699.2.072.1A	Fairing fastening kit		14			19	772.5.024.1A	Screw		4	
	4	460.1.067.1A	Panel		1			20	764.1.017.1A	Vibration damper pad		1	
	5	480.3.040.1A	R.H. upper half-fairing (unpainted)		1			21	437.1.101.1AA	Sticker"desmoquattro" (RED)		2	
	6	480.1.039.1EA	L.H. upper half-fairing (RED)		1			21	437.1.101.1AB	Sticker"desmoquattro" (YELLOW)		2	
	6	480.1.039.1EB	L.H. upper half-fairing (YELLOW)		1			22	772.5.024.1A	Screw		2	
	7	850.4.041.1A	Quik fastening		10			23	852.1.024.1B	Washer		5	
	8	856.1.042.1A	Nylon washer		18			24	72237.0974	Self-tapping screw		5	
	9	850.1.003.1A	Clip		1			25	460.1.060.1A	Net		1	
	10	779.4.006.1A	Pin		10			26	0056.91.050	El-stop nut		2	
	11	480.1.039.0A	L.H. upper half-fairing (unpainted)		1			27	529.1.008.1AB	Cat's eye (AMBER)		2	
	12	852.1.075.1A	Washer		2								
	13	437.1.103.1AA	Sticker 748 (RED)		2								
	13	437.1.103.1AB	Sticker 748 (YELLOW)		2								
	14	480.1.042.1BA	L.H. lower half-fairing (RED)		1								
	14	480.1.042.1BB	L.H. lower half-fairing (YELLOW)		1								
	14	480.3.042.1A	L.H. lower half-fairing (UNPAINTED)		1								
	15	484.1.019.2A	Air manifold (RED)		1								
	15	484.1.019.2AB	Air manifold (YELLOW)		1								
	15	484.3.019.2A	Manifold (unpainted)		1								



TAVOLA  
DRAWING  
TABLE  
BILD  
TABLA

37


FUELL INFEED



DRAWING

37

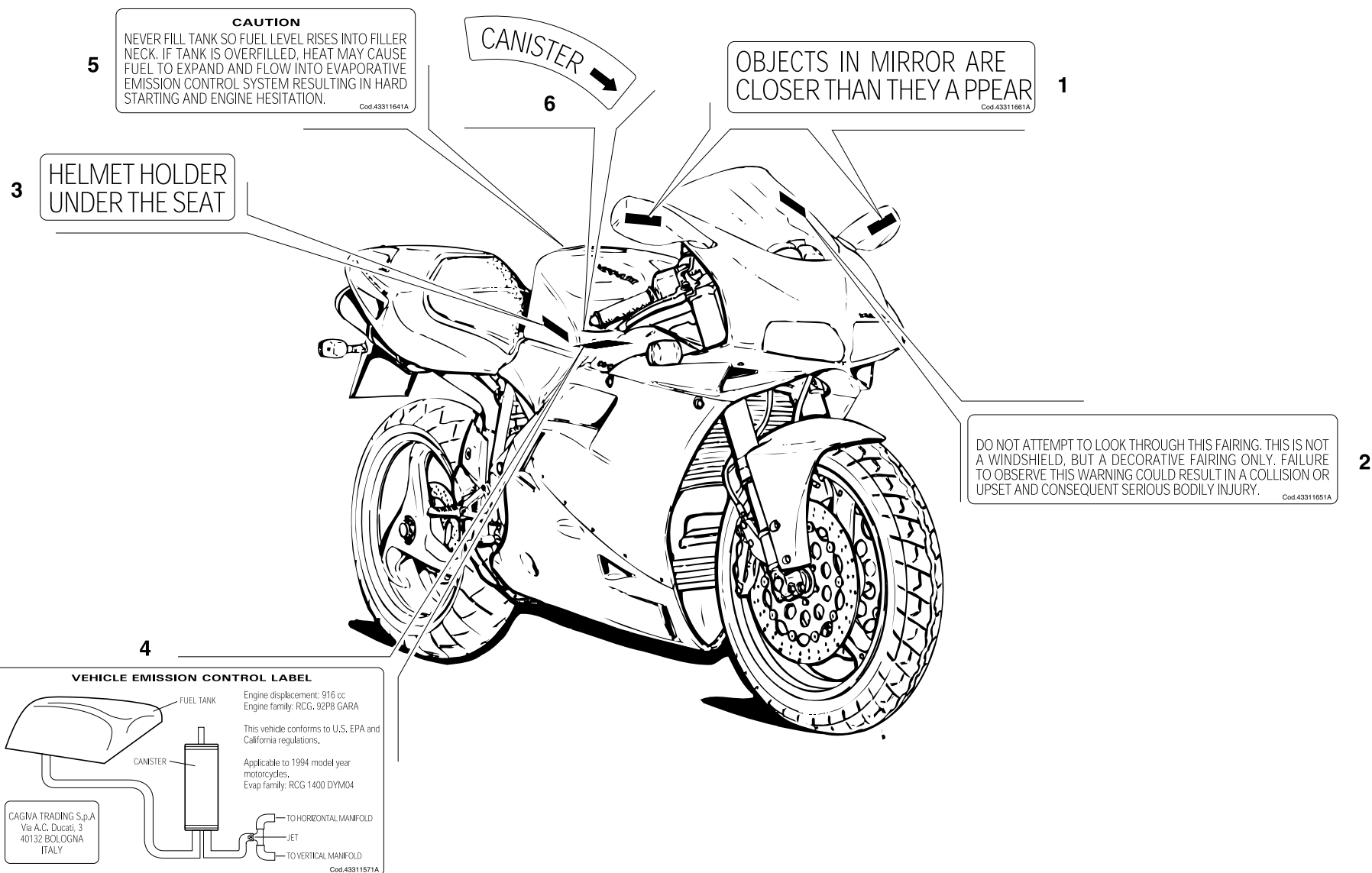
FUEL INFEED

NOTES	NO.	CODE NO.	DESCRIPTION	VALIDITY	Q.TY	
	1	590.1.076.1A	Tube		1	
	2	814.1.054.1A	Union		1	
	3	590.1.060.1A	Breather pipe		1	
	4	0361.83.075	Clamp		2	
	5	0250.70.223	Aluminium gasket		2	
	6	0370.98.880	Union		2	
	7	741.4.037.1A	Clamp		3	
	8	590.1.039.1A	Fuel pipe		2	
	9	590.1.071.1A	Fuel pipe		1	
	10	741.5.012.1B	Clamp		2	
	11	0150.27.111	Idling jet		1	
	12	0361.98.850	Shunt valve		1	
	13	426.1.008.1A	FUEL INFEED		1	
	14	741.1.016.1A	Clamp		1	
	15	0361.98.860	Tube		1	
	16	590.1.077.1A	Breather pipe		1	

NOTES	NO.	CODE NO.	DESCRIPTION	VALIDITY	Q.TY	
-------	-----	----------	-------------	----------	------	---

## 38


## MARKING PLATES



DRAWING

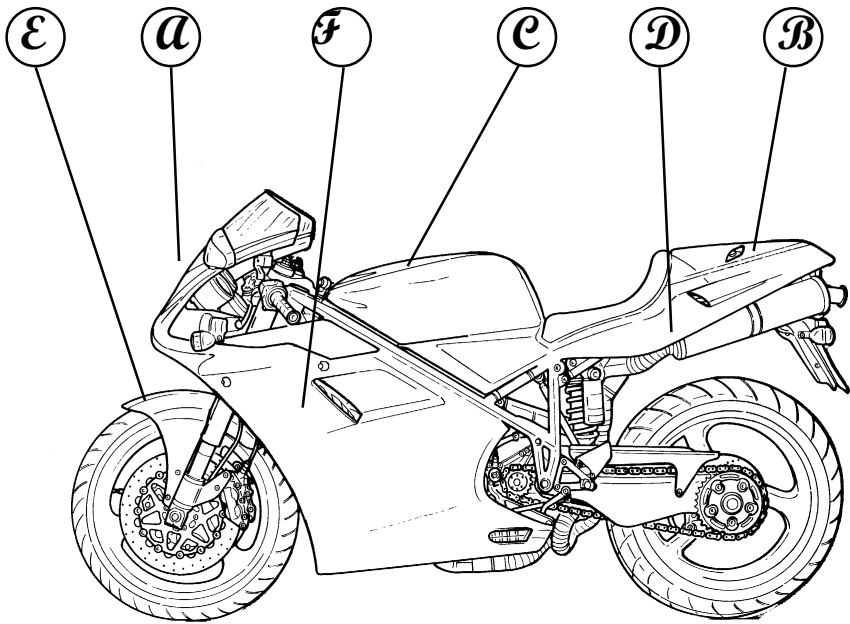
38

MARKING PLATES

NOTES	NO.	CODE NO.	DESCRIPTION	VALIDITY	Q.TY	
	1	433.1.166.1A	Label		2	
	2	433.1.165.1A	Sticker		1	
	3	433.1.170.1A	Sticker		1	
	4	432.1.300.1A	Sticker		1	
	5	433.1.164.1A	Sticker		1	
	6	433.1.172.1A	Sticker		1	

NOTES	NO.	CODE NO.	DESCRIPTION	VALIDITY	Q.TY	
-------	-----	----------	-------------	----------	------	---

PAINTS



- A Headlight fairing
- B Handle
- C Fuel tank
- D Body panel
- E Front mudguard
- F Fairing

Paint	Code	LECHLER	Code	SALCHI	Code	PPG
-------	------	---------	------	--------	------	-----

"Rosso Anniversary DUCATI"	473.101
----------------------------	---------

Giallo DUCATI	473.201
---------------	---------

INDEX

CODE No.	Drwg.	POS. N.	CODE No.	Drwg.	POS. N.	CODE No.	Drwg.	POS. N.	CODE No.	Drwg.	POS. N.	CODE No.	Drwg.	POS. N.
0000.01199	23	16	0011.52.010	10	21	0370.72.020	25	18	0660.47.040	6	13	0765.92.205	2	21
0000.01199	26	4	0011.52.010	11	21	0370.98.880	37	6	0660.49.053	9	17	0797.69.040	14	2
0000.07051	29	11	0023.37.153	30	16	0400.09.050	2	21	0660.49.800	9	19	0797.69.040	8	20
0000.33552	24	20	0056.91.050	36.1	26	0400.29.040	8	14	0660.49.920	31	28	0797.72.068	17	12
0000.39727	26	31	00A0.55757	26	14	0400.29.125	2	34	0660.50.020	12	8	0797.72.068	17.1	3
0000.44099	18	6	0124.40.050	12	9	0400.29.126	2	34	0664.39.741	26	25	0797.72.068	18	4
0000.44099	19	13	0124.40.060	8	15	0400.49.240	11	14	0665.49.680	5	8	0797.72.068	21	24
0000.48744	26	32	0150.27.111	37	11	0400.49.240	5	13	0670.16.145	3	7	0799.13.110	2	27
0000.48971	31	2	0150.70.120	5	17	0412.02.295	30	21	0670.16.150	3	3	0803.77.010	27	17
0000.55698	19	16	0150.70.120	9	28	0419.50.045	34.1	13	0670.16.155	3	19	0905.49.960	9	20
0000.55698	36	8	0150.92.280	2	5	0419.50.115	34.1	8	0670.16.163	3	11	112.1.007.1BA	6	8
0000.56391	36	16	0170.91.730	29	45	0504.03.085	2	5	0670.16.164	3	11	112.1.007.1BB	6	8
0000.56750	20	14	0181.40.060	10	11	051.2.001.1A	1	19	0670.16.164	3	15	117.1.001.2A	4	29
0000.56803	17	22	0214.07.350	2	22	0593.68.505	33	21	0670.16.165	3	15	117.1.025.1A	26	15
0000.59056	23	17	0250.70.223	15	4	0619.47.030	6	12	0670.16.170	3	26	117.1.030.1A	23	24
0000.59056	26	5	0250.70.223	37	5	0619.49.240	7	12	0670.16.171	3	26	117.2.030.1A	23	27
0000.61078	24	12	0251.47.050	3	1	0619.50.065	12	17	0670.16.184	3	15	120.2.058.1A	7	10
0000.61078	26	18	0251.47.054	3	1	0647.29.040	12	15	0670.16.185	3	15	121.1.003.1A	7	2
0000.62730	19	21	0272.91.090	2	8	0659.03.810	35.1	39	0670.49.310	9	26	121.1.038.1A	7	3
0000.64471	27	6	0361.83.075	37	4	0659.16.558	4	1	0670.49.910	9	21	121.2.024.1A	7	4
0000.64617	26	13	0361.98.850	37	12	0660.13.045	2	15	0670.92.010	10	24	122.2.040.1A	7	1
0000.66181	25	15	0361.98.860	37	15	0660.13.060	2	19	0675.03.210	1	2	140.1.011.2A	15	1
0000.66527	17	21	0364.99.020	17.1	7	0660.13.070	2	13	0675.49.540	15	27	146.2.059.1A	6	1
0000.69056	26	28	0364.99.020	29	3	0660.13.133	2	7	0675.49.540	5	24	147.1.014.1A	8	10
0000.78348	20	24	0364.99.020	36	15	0660.13.143	2	9	0755.29.025	6	10	148.1.001.1A	14	9
0000.79672	21	10	0370.49.250	10	26	0660.13.165	2	25	0755.29.025	8	32	148.1.002.1A	14	7
0000.79673	21	3	0370.72.020	24	8	0660.16.145	4	21	0759.49.280	9	15	148.1.004.1A	14	14

INDEX

CODE No.	Drwg.	POS. N.	CODE No.	Drwg.	POS. N.	CODE No.	Drwg.	POS. N.	CODE No.	Drwg.	POS. N.	CODE No.	Drwg.	POS. N.
148.1.035.1A	14	13	176.1.001.1A	12	6	242.2.034.1A	11	13	254.4.001.1A	5	4	304.1.001.3B	13	4
149.1.024.1A	3	25	176.1.002.1A	12	10	243.1.025.1AC	5	1	255.1.004.1A	14	3	304.1.001.3BB	13	4
150.2.006.1A	3	2	180.1.001.1A	2	11	243.2.004.1B	5	6	255.1.004.1A	8	18	304.1.001.3BC	13	4
150.2.047.1A	3	27	180.1.002.1A	2	12	245.1.001.2A	8	4	264.4.014.2B	11	1	304.1.002.2B	13	6
150.2.048.1A	3	16	180.1.008.1A	2	24	245.1.002.2A	8	5	270.4.001.1A	12	1	304.1.002.2BB	13	6
158.2.006.1D	6	5	182.2.006.2B	2	18	245.1.003.1BA	8	2	276.1.025.2A	12	16	304.1.002.2BC	13	6
160.1.043.1A	19	2	190.2.001.3A	4	8	245.1.004.1BA	8	1	280.4.005.1A	16	17	340.2.133.1A	22.1	5
160.1.044.1A	19	18	194.2.001.1B	4	12	245.1.005.1BA	8	3	282.4.012.2A	16	1	340.2.134.1A	22.1	1
160.1.057.1A	12	13	195.2.002.1B	4	22	246.1.004.1A	31	29	283.4.003.1A	34.1	22	341.1.011.1A	22	23
160.2.021.1B	28	5	196.1.001.1B	4	10	246.1.005.1A	31	6	284.4.001.1B	16	14	342.2.028.1A	22	1
160.9.073.1A	34.1	1	198.1.027.1A	4	13	246.1.058.1A	17	2	285.4.003.1A	18	7	347.1.011.1D	22.1	20
162.1.001.1B	4	7	208.1.001.1A	13	19	247.1.002.1BB	11	23	286.4.012.1A	18	19	349.1.054.1C	22.1	14
170.2.029.1A	4	17	208.1.002.1A	13	18	247.1.005.3AA	15	16	287.4.014.1A	17.1	16	349.1.055.1B	22.1	17
171.2.021.1A	8	13	209.1.001.4A	13	15	247.1.006.2AA	15	21	287.4.024.1B	16	11	349.1.064.1A	22.1	22
172.1.002.1B	3	10	209.1.002.4A	13	14	247.1.020.1AA	14	11	287.4.027.1B	16	16	349.1.065.1A	22.1	23
172.1.003.1C	3	8	210.1.018.2A	13	5	247.1.020.1AA	7	7	287.4.028.1A	16	10	349.1.095.1A	22.1	16
172.1.004.1C	3	5	211.1.020.2A	13	7	247.1.073.1A	23	11	287.4.029.1A	16	15	349.1.096.1A	22.1	8
172.1.005.1C	3	9	220.3.205.5A	9	18	247.1.074.1A	23	8	287.4.040.2A	18	12	349.1.097.1A	22.1	21
172.1.006.1B	3	18	220.3.208.3A	9	16	247.1.083.1AB	11	2	301.2.060.1A	13	1	349.1.098.1A	22.1	25
172.1.007.1B	3	24	225.2.018.3D	10	1	247.1.087.1A	19	15	303.1.001.2A	13	2	349.1.099.1A	22.1	18
172.1.008.1C	3	22	235.2.002.1AA	15	9	247.1.096.1A	29	39	303.1.001.2AB	13	2	349.1.100.1A	22.1	19
172.1.009.1C	3	21	235.2.003.1AA	15	22	247.1.097.1A	29	40	303.1.001.2AC	13	2	349.1.101.1A	22.1	10
172.1.010.1C	3	20	235.2.004.1AA	15	26	247.1.104.1A	9	2	303.1.001.2AD	13	2	349.1.102.1A	22.1	12
172.1.011.1C	3	23	236.1.010.3A	4	26	247.1.114.1A	11	31	303.1.002.1A	13	3	349.1.103.1A	22.1	13
173.1.004.1A	12	20	240.1.001.1AA	15	14	250.2.030.2A	9	5	303.1.002.1AB	13	3	349.1.104.1A	22.1	15
174.1.001.1A	9	12	240.1.002.1AA	15	19	251.2.002.3B	11	29	303.1.002.1AC	13	3	349.1.109.1D	22.1	9
174.2.013.2A	9	1	240.1.011.1A	15	20	254.1.001.1A	11	25	303.1.002.1AD	13	3	349.1.110.1D	22.1	6

INDEX

CODE No.	Drwg.	POS. N.	CODE No.	Drwg.	POS. N.	CODE No.	Drwg.	POS. N.	CODE No.	Drwg.	POS. N.	CODE No.	Drwg.	POS. N.
349.2.003.1C	22.1	24	407.4.001.1A	20	21	433.1.171.1A	35	21	455.1.005.1A	35	11	470412	16	9
349.2.010.1A	22.1	7	417.6.075.9A	5	3	433.1.172.1A	38	6	455.1.005.1A	35.1	11	470412	35	26
360.2.030.1A	22	7	417.6.082.9A	10	2	433.1.179.1A	18	32	455.2.003.1A	2	4	470412	35.1	26
360.2.031.1A	22	12	417.9.030.8A	22	14	433.1.205.1A	17	3	456.1.006.1A	23	20	480.1.039.0A	36.1	11
364.4.003.1A	22	21	420.2.000.7A	7	16	435.1.090.1AA	34	3	456.2.007.1A	23	19	480.1.039.1EA	36.1	6
365.2.039.1A	30	1	420.2.000.8A	2	5	435.1.090.1AB	34	3	457.2.008.1A	26	6	480.1.039.1EB	36.1	6
369.1.003.1A	30	37	420.2.001.0A	11	32	437.1.101.1AA	36.1	21	460.1.040.1A	30	40	480.1.040.1EA	36.1	1
370.1.014.1A	30	19	420.2.001.0A	24	17	437.1.101.1AB	36.1	21	460.1.060.1A	36.1	25	480.1.040.1EB	36.1	1
372.2.004.1A	30	8	420.2.001.0A	25	8	437.1.103.1AA	36.1	13	460.1.067.1A	36.1	4	480.1.041.0A	36.1	2
386.4.006.1A	18	11	420.2.001.0A	26	23	437.1.103.1AB	36.1	13	462.3.003.7A	2	31	480.1.041.1A	36.1	2
387.4.002.1A	18	10	420.2.001.0A	34	19	438.1.099.1AA	35	3	462.3.003.8A	11	7	480.1.041.1AB	36.1	2
387.4.005.1A	17	23	420.2.001.0A	34.1	2	438.1.099.1AA	35.1	3	462.3.003.8A	2	29	480.1.042.1BA	36.1	14
389.4.006.1A	17	4	420.2.006.2A	10	25	438.1.099.1AB	35	3	462.3.003.8A	8	7	480.1.042.1BB	36.1	14
389.4.007.1A	17	5	420.2.006.2A	9	4	438.1.099.1AB	35.1	3	462.4.037.6A	17.1	21	480.3.040.1A	36.1	5
389.4.008.1A	17	6	425.4.004.1B	34.1	6	442.1.014.1B	31	31	462.4.037.6A	9	11	480.3.042.1A	36.1	14
389.4.010.1A	17	7	426.1.008.1A	37	13	442.1.015.1B	31	4	462.4.037.8A	8	33	481.2.012.1BA	36	1
389.4.013.1A	18	21	426.2.002.1A	31	30	442.2.009.1CA	31	1	462.4.037.8A	9	9	481.2.012.1BB	36	1
389.4.014.1A	17	16	426.2.003.1A	31	7	442.2.009.1CB	31	1	463.2.053.7A	4	15	481.3.012.1A	36	2
389.4.015.1A	18	21	427.1.003.1A	34.1	20	446.1.002.1A	30	41	463.4.026.9A	4	16	483.2.019.2MA	35.1	1
390.4.003.1A	35	31	427.4.002.1A	34.1	17	447.1.019.1A	30	25	463.4.047.7A	5	18	483.2.019.2MB	35.1	1
390.4.003.1A	35.1	31	430.4.004.1A	34.1	14	447.1.020.1A	30	26	463.7.022.6A	4	18	483.2.022.1CA	35	1
395.4.001.1A	17	15	432.1.300.1A	38	4	449.1.033.2A	3	12	464.1.005.1A	23	12	483.2.022.1CB	35	1
397.4.001.1A	17.1	6	433.1.164.1A	38	5	451.1.001.2A	8	29	464.1.006.1A	23	5	483.3.019.2A	35.1	21
400.2.014.1B	20	12	433.1.165.1A	38	2	451.1.002.1A	8	28	465.1.008.1A	29	7	483.3.022.3A	35	39
401.4.010.1A	20	23	433.1.166.1A	38	1	451.1.004.2A	8	23	465.1.010.1A	29	8	484.1.019.2A	36.1	15
402.4.006.1B	20	26	433.1.167.1A	30	42	451.1.007.1A	8	31	470.1.032.2A	29	1	484.1.019.2AB	36.1	15
404.4.007.1A	20	27	433.1.170.1A	38	3	451.1.008.1A	8	25	470.1.048.1A	23	1	484.1.029.1B	34.1	27



INDEX

CODE No.	Drwg.	POS. N.	CODE No.	Drwg.	POS. N.	CODE No.	Drwg.	POS. N.	CODE No.	Drwg.	POS. N.	CODE No.	Drwg.	POS. N.
484.3.019.2A	36.1	15	523.1.004.1A	36	4	556.1.013.2A	23	38	590.1.071.1A	37	9	60N102510	15	30
486.1.038.1C	29	10	525.1.004.2A	29	28	556.2.025.1A	23	35	590.1.076.1A	37	1	60N102510	5	5
487.1.011.1A	36	7	525.4.005.3A	35	29	559.2.004.2A	29	9	590.1.077.1A	37	16	60N102510	8	8
492.4.011.1B	28	20	525.4.005.3A	35.1	29	561.1.010.1A	29	12	590.1.082.1A	16	7	60N102510	9	10
492.4.024.1A	27	5	529.1.006.1A	29	51	564.1.018.1A	36.1	17	590.1.084.1A	16	4	60N102511	11	15
494.2.051.1A	28	10	529.1.006.1A	35	32	564.1.018.1AB	36.1	17	590.1.096.1A	16	12	60N102511	8	9
497.2.001.1A	27	18	529.1.006.1A	35.1	32	564.3.018.1A	36.1	17	592.1.007.3B	34.1	24	60N102557	22	16
501.2.019.1A	27	10	529.1.008.1AB	36.1	27	570.1.022.1A	19	9	593.1.003.1B	31	27	60N107335	11	3
502.2.015.2A	27	16	538.4.005.1A	17.1	15	570.1.030.1A	19	29	593.1.018.1A	9	29	60N107335	14	17
510.1.060.2D	21	18	539.1.023.1A	23	40	571.1.022.1A	19	12	595.1.027.1A	35.1	12	60N107335	15	13
510.1.061.1A	20	13	539.4.003.1B	26	21	573.1.039.4A	19	17	595.1.029.1A	35	12	60N107335	33	22
510.1.070.1A	20	28	539.4.008.1D	5	16	574.1.039.4A	19	19	595.1.030.2B	35	38	60N107335	4	28
510.1.079.1A	16	2	539.4.020.1A	2	6	576.1.019.1A	19	24	595.1.030.2BC	35	38	60N107335	7	17
510.1.082.1A	21	13	539.4.021.1A	25	5	585.1.011.1A	33	1	598.2.023.1A	29	20	60N115062	23	25
510.1.111.1B	18	1	540.4.011.1A	17.1	12	585.1.012.1A	33	12	598.2.028.1A	29	37	60N115062	26	7
510.1.148.1A	17	1	541.4.003.1A	17.1	19	585.1.017.1A	31	19	598.4.011.1A	22	32	60N115548	29	35
513.1.008.2D	17	9	541.4.003.1A	21	32	586.1.025.0AA	34	2	60N101079	10	29	60N115548	35	7
514.1.016.2A	17.1	4	546.1.084.1A	18	18	586.1.025.3CA	34	1	60N101079	11	6	60N115548	35.1	7
514.1.017.2A	17.1	5	548.4.008.1A	32	1	586.1.025.3CB	34	1	60N102482	35	13	610.4.011.2B	25	26
516.1.017.1B	29	13	550.4.007.1A	32	2	587.1.023.1A	34	17	60N102482	35.1	13	610.4.012.2B	25	7
516.4.001.1AB	21	21	552.4.002.1A	18	26	590.1.039.1A	37	8	60N102504	7	15	611.4.005.2A	26	29
520.4.004.3B	21	1	552.4.008.1A	33	20	590.1.055.1A	34.1	10	60N102509	14	16	612.4.008.1A	25	12
521.4.007.1A	21	6	552.4.009.1A	11	38	590.1.056.1A	34.1	5	60N102509	2	28	612.4.008.1A	26	30
521.4.008.1A	21	7	552.4.011.1A	33	19	590.1.057.1A	34	11	60N102509	35	43	612.4.014.1A	25	4
521.4.009.1A	21	11	552.4.012.1A	20	2	590.1.058.1A	34.1	19	60N102509	5	2	612.4.017.1A	25	10
521.4.010.1A	21	5	552.4.028.1A	1.2	15	590.1.059.1A	34.1	16	60N102510	11	19	613.4.008.1A	26	26
523.1.003.1A	36	14	553.4.003.1A	33	24	590.1.060.1A	37	3	60N102510	12	5	613.4.020.1A	25	25

INDEX

CODE No.	Drwg.	POS. N.	CODE No.	Drwg.	POS. N.	CODE No.	Drwg.	POS. N.	CODE No.	Drwg.	POS. N.	CODE No.	Drwg.	POS. N.
618.4.036.1A	25	23	671.1.002.1A	18	30	703.1.013.1A	22	17	713.1.012.1B	4	31	72121.2106	6	4
619.1.001.1B	26	27	672.1.006.1A	4	27	70555.1631	8	12	713.1.014.1A	3	11	72237.0657	29	25
624.4.012.1A	25	1	676.2.027.1A	28	19	70610.8120	4	11	713.1.014.1A	3	15	72237.0974	34.1	12
625.4.006.1A	26	12	676.4.022.1A	28	14	70620.5212	11	40	713.1.014.1B	3	11	72237.0974	36.1	24
626.4.007.1A	25	2	677.4.003.1A	1.1	3	70700.6N02	24	10	713.1.014.1E	3	11	72276.0686	20	3
626.4.008.1A	25	20	680.1.001.1B	9	7	70700.6N02	25	19	713.1.014.1E	3	15	72430.6001	12	3
626.4.009.1A	25	3	697.2.008.2B	29	18	70700.6N02	26	20	713.1.014.1F	3	11	72430.6001	17.1	22
626.4.010.1A	24	4	699.2.063.1A	1.1	11	707006N02	33	17	713.1.078.1A	30	23	72944.1542	14	1
626.4.011.1A	24	3	699.2.064.1A	27	19	70780.6516	14	10	713.1.082.1A	19	20	72944.1542	8	21
630.4.010.1AB	24	1	699.2.072.1A	36	6	70780.6516	7	6	713.1.089.1A	36	5	729905FN1	24	13
631.4.004.1A	25	9	699.2.072.1A	36.1	3	710.1.001.1A	9	13	713.1.099.1A	23	39	729905FN1	25	27
631.4.008.1A	24	5	700.1.017.1A	28	9	710.1.002.1A	4	33	713.1.099.1A	35	37	729908FN1	8	30
631.4.008.1A	25	21	700.1.018.1A	34	13	710.1.023.1A	30	33	713.1.099.1A	35.1	37	729910FF1	23	2
631.4.009.1A	24	2	700.1.019.1A	34	9	710.1.024.1A	30	34	713.1.109.1A	35.1	2	729910FF1	30	15
632.1.018.1A	24	18	700.1.020.1A	21	9	710.1.025.1A	30	7	713.1.118.1A	11	10	732.1.005.1A	29	27
650.4.006.2A	22	27	700.1.023.2A	18	14	710.1.026.1A	30	18	713.1.128.1A	11	27	732.2.002.1A	29	6
651.4.008.1A	22	8	701.4.003.1A	12	19	710.1.027.1A	19	5	713.1.140.1A	10	28	734005N01	11	39
652.4.004.2A	22	10	701.4.004.1A	30	9	710.1.069.1A	10	31	714.1.027.1A	27	15	734006N01	12	2
654.2.002.1A	22	5	701.4.005.1A	3	4	710.1.070.1A	10	3	714.1.028.1A	27	9	734306N01	15	28
656.1.013.2A	22	28	701.4.007.1A	12	21	711.1.006.1A	10	27	715.1.003.1A	30	13	734306N01	5	22
656.2.012.1A	22	6	702.4.004.1A	22	3	711.1.067.1A	28	7	716.1.021.2A	34	8	734406N01	22	4
658.4.002.1A	22	31	702.4.009.1A	11	11	712.1.018.1A	28	8	716.1.028.1A	21	22	734406N01	33	36
668.1.001.2A	11	16	702.4.010.1A	11	9	712.1.019.1A	30	32	716.1.029.2A	19	26	73500.1237	12	7
668.1.026.1B	33	3	702.5.001.1A	8	24	712.1.021.1A	6	6	716.1.044.1A	30	43	73500.1237	9	25
669.1.001.1E	13	10	702.5.008.1A	10	12	713.1.007.1A	14	5	716.1.049.1A	22	18	73500.1440	12	11
670.4.012.1A	18	28	702.5.008.1A	11	4	713.1.008.2A	8	17	716.1.061.1A	23	42	73500.1542	2	35
671.1.001.1A	18	29	702.5.016.1A	4	14	713.1.011.1A	3	15	72094.1616	10	5	73500.1747	8	27

INDEX

CODE No.	Drwg.	POS. N.	CODE No.	Drwg.	POS. N.	CODE No.	Drwg.	POS. N.	CODE No.	Drwg.	POS. N.	CODE No.	Drwg.	POS. N.
73503.3075	5	11	741.4.037.1A	33	11	750.1.021.1A	30	6	764.1.014.1A	35.1	18	771.5.072.2B	10	20
73503.3380	10	13	741.4.037.1A	37	7	750.1.022.1A	30	4	764.1.016.1A	18	27	771.5.072.2B	5	23
73503.3380	10	19	741.4.040.1A	16	5	750.1.024.1A	29	21	764.1.017.1A	36.1	20	771.5.073.2B	11	37
73503.3380	11	43	741.4.041.1A	16	6	750.1.048.1A	23	31	764.1.024.1A	19	7	771.5.078.2B	12	12
73503.3380	15	10	741.4.043.1A	24	14	750.5.001.1A	2	23	764.1.024.1A	32	4	771.5.078.2B	5	20
73503.3380	8	26	741.4.043.1A	25	16	75113.2566	4	20	764.1.024.1A	35	36	771.5.080.2B	10	16
73503.3449	34.1	23	741.4.043.1A	26	16	75120.1747	15	24	764.1.024.1A	35.1	36	771.5.122.2B	2	30
73503.3683	15	25	741.5.012.1B	37	10	75130.2566	10	7	764.4.005.1A	18	9	771.5.129.2B	9	8
736.4.012.1A	36	12	741.5.027.1B	31	26	75143.3380	10	14	76400.0001	30	20	771.5.136.2B	10	15
736.4.013.1B	31	9	741.5.027.1B	33	25	75162.2566	27	8	76401.0002	23	26	771.5.266.2B	28	22
736.4.013.1B	36.1	18	74172.1008	14	8	75162.2566	30	22	76401.0003	23	22	771.5.639.2B	20	8
737.4.011.1B	8	22	74172.1008	6	16	75191.3380	10	4	76401.0009	30	3	771.5.639.2B	21	14
741.1.010.1A	18	20	74172.1008	8	16	75791.1747	10	9	76401.0010	30	5	771.5.664.2B	22	19
741.1.011.1A	29	36	74224.0570	4	34	75794.1542	10	30	76402.0002	3	17	771.5.667.2B	21	2
741.1.011.1A	33	6	74224.0570	6	7	75794.1542	15	11	766.1.001.2B	10	22	771.5.667.2B	22	26
741.1.012.1A	18	22	747.1.005.1A	29	22	759.1.008.1A	28	1	766.4.012.1A	14	6	771.5.667.2B	23	14
741.1.012.1A	21	25	747.5.001.1A	23	23	759.1.009.1A	27	12	766.4.012.1A	15	3	771.5.667.2B	29	29
741.1.013.1A	17	18	748.1.014.1A	27	1	760.4.003.1A	29	26	76835.1134	2	10	771.5.669.2B	22	25
741.1.013.1A	18	23	748.4.002.7A	19	3	76267.0012	9	24	771.1.003.1A	30	17	771.5.669.2B	24	6
741.1.016.1A	37	14	748.4.024.1A	28	4	76270.0827	3	29	771.1.004.1A	34	7	771.5.669.2B	25	24
741.4.002.1A	33	30	749.4.030.1A	35	15	763106N01	20	29	771.4.006.1A	11	36	771.5.672.2B	21	8
741.4.002.1A	7	19	749.4.030.1A	35.1	15	763106N01	23	21	771.5.025.2B	18	8	771.5.721.2B	27	4
741.4.004.1A	34.1	4	749.5.001.1A	29	49	764.1.002.1A	13	8	771.5.040.2B	11	5	771.5.723.2B	23	6
741.4.013.1B	34	10	750.1.002.1B	4	35	764.1.003.1B	4	6	771.5.040.2B	34	20	771.5.723.2B	29	43
741.4.022.1A	15	7	750.1.012.2A	6	14	764.1.011.1A	23	18	771.5.043.2B	4	4	771.5.754.2B	23	36
741.4.025.1A	33	35	750.1.018.1A	28	2	764.1.011.1A	26	10	771.5.045.7E	34	5	771.5.754.2B	25	6
741.4.027.1A	33	27	750.1.019.1A	27	13	764.1.014.1A	35	18	771.5.066.2B	11	20	771.5.754.2B	26	2

INDEX

CODE No.	Drwg.	POS. N.	CODE No.	Drwg.	POS. N.	CODE No.	Drwg.	POS. N.	CODE No.	Drwg.	POS. N.	CODE No.	Drwg.	POS. N.
771.5.937.2B	30	11	772.5.025.1A	31	23	779.1.092.1A	25	17	788.1.045.1A	31	10	800.1.008.1A	7	18
771.5.938.2B	30	12	772.5.025.1A	32	3	779.1.099.1A	22	15	788.1.048.1A	19	23	800.1.035.1A	33	28
772.1.002.1A	30	14	772.5.025.1A	33	5	779.1.109.1A	6	2	788.1.052.1A	5	7	800.1.036.1A	33	23
772.1.003.1A	30	35	772.5.025.1A	36.1	16	779.1.121.1A	33	13	788.1.054.1A	12	4	800.1.037.1A	33	32
772.1.004.2A	30	31	774.5.002.1B	31	5	779.1.137.1A	36	3	788.1.056.1A	11	30	800.1.038.1A	33	26
772.1.005.1A	28	21	774.5.004.1A	35	35	779.1.162.1A	9	27	789.1.001.1A	34.1	25	800.1.039.1A	33	33
772.1.006.1A	31	16	774.5.004.1A	35.1	35	779.1.170.1A	34.1	29	790.1.001.2A	19	1	800.1.040.1A	33	29
772.1.007.1A	34	12	77499.3421	11	17	779.1.178.1A	4	36	791.1.012.1A	34	4	8000.18048	34	15
772.1.008.1A	31	15	775.1.006.1A	17	8	779.4.005.1A	23	41	791.1.017.2A	31	11	8000.20602	20	15
772.1.016.1A	29	24	776.5.032.2A	15	5	779.4.006.1A	36.1	10	791.1.041.1A	31	14	8000.36230	21	12
772.1.023.1A	23	29	777.5.038.2B	29	5	779.5.009.1A	35.1	38	791.2.016.1A	7	5	8000.36230	29	50
772.5.003.1A	29	38	777.5.049.2C	11	24	779.5.019.1A	9	6	799.1.012.1A	4	25	8000.36726	21	4
772.5.003.1A	35	2	777.5.234.2B	35	19	779.5.020.1A	9	3	799.1.014.1A	13	16	8000.36726	29	32
772.5.021.1A	20	30	777.5.234.2B	35.1	19	780.1.006.1A	9	14	799.1.015.1A	13	13	8000.37901	18	16
772.5.023.1A	17.1	23	779.1.007.2A	6	9	780.1.008.1A	34.1	3	799.1.025.1A	2	20	8000.42278	20	10
772.5.023.1A	19	31	779.1.009.1A	19	22	780.1.009.1A	19	27	799.1.045.1A	23	3	8000.42345	26	24
772.5.023.1A	22	29	779.1.026.1A	10	17	780.5.001.1A	11	33	799.1.048.1A	19	4	8000.44240	15	2
772.5.024.1A	18	2	779.1.026.1A	9	23	786.1.047.1A	7	9	799.1.049.1A	2	1	8000.44240	19	28
772.5.024.1A	22	11	779.1.039.1A	2	3	786.1.053.1A	7	11	799.1.051.2A	6	15	8000.44240	29	16
772.5.024.1A	26	11	779.1.058.1A	24	16	788.1.002.2A	15	6	799.1.052.1A	16	8	8000.44240	8	6
772.5.024.1A	29	17	779.1.058.1A	25	11	788.1.003.1B	11	41	799.1.055.1A	9	30	8000.50442	33	31
772.5.024.1A	36.1	19	779.1.058.1A	26	22	788.1.007.3A	15	15	799.1.057.1A	35	16	8000.50450	31	18
772.5.024.1A	36.1	22	779.1.059.1A	32	8	788.1.008.3A	15	18	799.1.057.1A	35.1	16	8000.50454	31	24
772.5.025.1A	17.1	17	779.1.082.1A	24	19	788.1.010.4A	15	17	799.1.064.1A	21	16	8000.53249	33	18
772.5.025.1A	21	20	779.1.084.1A	7	21	788.1.012.1A	11	41	799.1.083.1A	26	33	8000.53724	17	19
772.5.025.1A	23	7	779.1.085.1A	19	8	788.1.013.1A	11	41	799.2.001.1A	23	33	8000.53724	18	24
772.5.025.1A	30	39	779.1.092.1A	24	7	788.1.044.1A	31	32	800.1.007.1A	7	20	8000.53724	21	26

INDEX

CODE No.	Drwg.	POS. N.	CODE No.	Drwg.	POS. N.	CODE No.	Drwg.	POS. N.	CODE No.	Drwg.	POS. N.	CODE No.	Drwg.	POS. N.
8000.56359	18	3	8000.62729	17.1	11	8000.77936	20	25	821.1.103.1A	23	37	827.1.168.1A	35	42
8000.56359	19	10	8000.62729	19	11	802.1.009.1A	31	13	824.1.015.1A	23	28	827.1.181.1A	21	30
8000.56443	17	10	8000.62729	32	6	80A0.06385	18	15	824.1.016.1A	23	9	829.1.073.3A	5	21
8000.56443	19	25	8000.63150	31	20	80A0.53548	23	13	824.1.031.1A	29	41	829.1.077.2B	34.1	15
8000.56443	29	4	8000.65535	17	14	80A0.62649	19	6	824.1.032.1A	29	42	829.1.078.1A	26	1
8000.56443	29	34	8000.66305	26	19	80C0.05893	29	23	825.1.009.1A	28	17	829.1.094.1C	17.1	14
8000.56443	35	8	8000.66308	17.1	2	80N021507	29	47	826.1.003.1A	10	6	829.1.095.3A	17.1	1
8000.56443	35.1	8	8000.66308	29	2	814.1.002.1AA	7	14	826.1.009.1A	2	33	829.1.096.1A	18	5
8000.56465	20	19	8000.66336	36	11	814.1.036.1A	14	15	826.1.011.1A	3	13	829.1.104.1A	34.1	7
8000.56741	20	22	8000.66526	17	20	814.1.037.1A	33	15	827.1.067.1A	23	30	829.1.106.1A	33	14
8000.56742	20	20	8000.66774	22	30	814.1.038.1A	14	18	827.1.071.1A	17.1	9	829.1.112.1AA	20	6
8000.56746	20	18	8000.67981	26	8	814.1.054.1A	37	2	827.1.072.1A	17.1	18	829.1.117.1A	20	9
8000.56747	20	17	8000.68490	25	14	814.1.089.1A	34.1	9	827.1.077.1A	17	13	829.1.118.1A	20	7
8000.56748	20	16	8000.70119	27	2	818.2.009.1A	4	3	827.1.085.1A	35	14	829.1.127.1A	18	13
8000.56752	20	11	8000.70127	22.1	3	819.1.017.1A	27	11	827.1.085.1A	35.1	14	829.1.129.1A	34	14
8000.62648	27	7	8000.70133	22.1	4	819.2.039.1A	28	13	827.1.086.1A	35	20	829.1.130.1A	35	33
8000.62652	32	5	8000.70139	1.1	8	821.1.001.1A	2	26	827.1.086.1A	35.1	20	829.1.136.1A	29	48
8000.62653	30	27	8000.72911	35	30	821.1.002.1A	13	20	827.1.089.1A	21	15	829.1.140.1A	20	1
8000.62655	29	46	8000.72911	35.1	30	821.1.003.1A	13	17	827.1.090.1A	21	17	829.1.187.1A	15	29
8000.62676	23	34	8000.74049	27	3	821.1.004.1A	13	12	827.1.095.1A	21	19	829.1.190.1A	21	31
8000.62726	17.1	8	8000.74504	21	27	821.1.051.1A	23	4	827.1.099.2A	31	21	829.1.228.1A	24	9
8000.62726	17.1	20	8000.74504	29	30	821.1.052.1A	26	9	827.1.111.1A	35	25	829.1.238.1A	25	22
8000.62726	21	23	8000.74505	21	28	821.1.054.1A	17	11	827.1.111.1A	35.1	25	829.1.242.1A	35.1	33
8000.62726	29	14	8000.74505	29	31	821.1.057.1A	35	10	827.1.115.1A	29	15	829.1.260.1A	23	32
8000.62726	30	28	8000.74507	21	29	821.1.057.1A	35.1	10	827.1.118.1A	35	24	829.2.004.1A	35.1	4
8000.62726	34	16	8000.74507	29	33	821.1.068.1A	29	44	827.1.120.1A	35.1	24	829.2.004.2A	35	4
8000.62726	36	10	8000.77921	34	18	821.1.070.1A	2	17	827.1.156.1A	17.1	10	829.2.079.1B	22	20

INDEX

CODE No.	Drwg.	POS. N.	CODE No.	Drwg.	POS. N.	CODE No.	Drwg.	POS. N.	CODE No.	Drwg.	POS. N.	CODE No.	Drwg.	POS. N.
829.2.122.1A	36	13	840.1.015.1A	13	11	840.1.058.1B	13	9	852.1.054.1A	26	3	852.1.105.1AD	3	26
829.2.123.1A	36	9	840.1.016.1A	13	11	840.1.059.1B	13	9	852.1.055.1A	28	3	852.1.105.1AG	3	26
830.1.077.1A	32	7	840.1.017.1A	13	11	840.1.060.1B	13	9	852.1.056.1A	28	12	852.1.108.1AH	3	1
830.1.090.1A	16	3	840.1.018.1A	13	11	840.1.061.1B	13	9	852.1.057.1A	27	14	852.1.108.1AL	3	1
830.1.121.1A	16	13	840.1.019.1A	13	11	840.1.062.1B	13	9	852.1.058.1A	28	6	852.1.108.1AN	3	1
830.1.127.1A	30	38	840.1.020.1A	13	11	840.1.063.1B	13	9	852.1.059.1A	28	15	852.1.111.1A	2	5
830.1.144.1A	11	35	840.1.021.1A	13	11	840.1.064.1B	13	9	852.1.068.1A	30	36	852.1.114.1A	11	34
830.1.154.1A	35	41	840.1.022.1A	13	11	840.1.065.1B	13	9	852.1.072.1A	19	14	852.5.001.1A	29	52
830.1.155.1A	35	40	840.1.023.1A	13	11	840.1.066.1B	13	9	852.1.075.1A	31	8	852.5.001.1A	35	34
832.1.003.1A	30	24	840.1.024.1A	13	11	840.1.067.1B	13	9	852.1.075.1A	36.1	12	852.5.001.1A	35.1	34
832.1.008.1A	35	27	840.1.025.1A	13	11	840.1.068.1B	13	9	852.1.098.1A	34.1	26	856.1.001.1A	3	6
832.1.008.1A	35.1	27	840.1.026.1A	13	11	840.1.069.1B	13	9	852.1.103.1A	22	13	856.1.002.1A	14	4
832.1.012.1A	18	25	840.1.027.1A	13	11	840.1.070.1B	13	9	852.1.104.1A	6	11	856.1.002.1A	8	19
840.1.001.1A	13	11	840.1.028.1A	13	11	840.1.071.1B	13	9	852.1.104.1B	6	11	856.1.023.1A	19	30
840.1.002.1A	13	11	840.1.029.1A	13	11	841.1.002.2A	4	2	852.1.104.1C	6	11	856.1.025.1A	10	23
840.1.003.1A	13	11	840.1.030.1A	13	11	848.2.001.1B	22	22	852.1.104.1D	6	11	856.1.031.1A	3	30
840.1.004.1A	13	11	840.1.031.1A	13	11	850.1.003.1A	36.1	9	852.1.104.1E	6	11	856.1.042.1A	36.1	8
840.1.005.1A	13	11	840.1.032.1A	13	11	850.2.002.1A	31	3	852.1.104.1F	6	11	856.1.043.1A	35	17
840.1.006.1A	13	11	840.1.033.1A	13	11	850.4.031.1A	34.1	28	852.1.104.1G	6	11	856.1.043.1A	35.1	17
840.1.007.1A	13	11	840.1.034.1A	13	11	850.4.041.1A	36.1	7	852.1.104.1H	6	11	863.1.001.1A	28	23
840.1.008.1A	13	11	840.1.051.1B	13	9	851.1.001.1B	4	9	852.1.104.1I	6	11	863.1.002.1A	12	14
840.1.009.1A	13	11	840.1.052.1B	13	9	851.4.001.1A	4	5	852.1.104.1J	6	11	866.1.016.1A	17.1	13
840.1.010.1A	13	11	840.1.053.1B	13	9	852.1.005.1A	2	14	852.1.104.1K	6	11	866.1.018.1A	35	28
840.1.011.1A	13	11	840.1.054.1B	13	9	852.1.008.1A	5	10	852.1.104.1L	6	11	866.1.018.1A	35.1	28
840.1.012.1A	13	11	840.1.055.1B	13	9	852.1.024.1B	36.1	23	852.1.104.1M	6	11	866.1.019.1A	35	9
840.1.013.1A	13	11	840.1.056.1B	13	9	852.1.053.1A	2	2	852.1.104.1N	6	11	866.1.019.1A	35.1	9
840.1.014.1A	13	11	840.1.057.1B	13	9	852.1.053.1A	23	15	852.1.105.1AB	3	26	866.1.020.1A	35	6

INDEX

CODE No.	Drwg.	POS. N.	CODE No.	Drwg.	POS. N.	CODE No.	Drwg.	POS. N.	CODE No.	Drwg.	POS. N.	CODE No.	Drwg.	POS. N.
866.1.020.1A	35.1	6	881.2.001.1A	4	19	88713.0874	1	7	88713.1309	1	10	88765.1126L	1.2	19
866.1.021.1A	33	34	882.1.003.1A	8	11	88713.0875	1	9	88713.1332	1	29	88765.1126M	1.2	18
866.1.023.1A	35	22	882.1.006.1A	2	16	88713.0879	1	8	88713.1344	1.1	13	88765.1126N	1.2	7
866.1.023.1A	35.1	22	884.5.001.1A	22.1	26	88713.0891	1	4	88713.1419	1	22	88765.1126P	1.2	10
866.1.024.1A	35	23	884.5.003.1A	23	10	88713.0957	1.1	20	88713.1502	1	31	88765.1126Q	1.2	5
866.1.024.1A	35.1	23	884.5.004.1A	28	18	88713.1010	1	18	88765.0968	1	27	88765.1126R	1.2	3
872.1.011.1A	22	33	884.5.005.1A	28	11	88713.1037	1.1	6	88765.0978	1	20	88765.1126S	1.2	22
872.1.015.1A	22	24	884.5.010.1A	16	18	88713.1038	1.1	18	88765.1001	1	14	88765.1126T	1.2	23
872.1.016.1A	30	29	884.5.011.1A	11	8	88713.1057	1.1	15	88765.1068	1	15	88765.1126U	1.2	20
872.1.017.1A	30	30	886.4.001.1A	15	8	88713.1058	1.1	7	88765.1069	1	15	88765.1126V	1.2	8
872.4.018.1A	18	17	886.4.021.1A	34.1	11	88713.1059	1.1	5	88765.1070	1	15	88765.1126Z	1.2	1
873.1.001.1A	14	20	886.4.022.1A	34.1	18	88713.1062	1.1	9	88765.1071	1	15	893.1.004.1A	33	2
873.1.004.1A	14	19	886.5.001.1A	34.1	21	88713.1067	1.1	12	88765.1072	1	15	893.1.005.1A	5	15
875.1.022.1A	30	2	886.5.003.1A	28	16	88713.1068	1.1	17	88765.1073	1.2	21	893.4.005.1A	24	11
876.1.052.1A	33	9	886.5.004.1A	31	12	88713.1071	1.1	10	88765.1074	1.2	21	895.1.004.1A	6	3
876.1.053.1A	31	25	88700.5644	1	1	88713.1072	1.1	1	88765.1075	1.2	21	895.4.001.2A	34	6
876.1.058.1A	33	7	88700.5665	1	30	88713.1073	1.1	2	88765.1076	1.2	21	8A00.67610	33	10
876.1.059.1A	33	8	88700.5749	1	24	88713.1074	1.1	4	88765.1077	1.2	21	8A00.67997	3	14
876.2.054.1A	31	17	88713.0123	1	6	88713.1077	1.1	16	88765.1126	1.2	6	8A00.67997	31	22
877.1.037.1A	24	15	88713.0137	1	12	88713.1078	1	13	88765.1126A	1.2	4	8A00.69056	22.1	2
877.1.039.1A	25	13	88713.0144	1	28	88713.1079	1	17	88765.1126B	1.2	12	8A00.70130	20	5
877.1.039.1A	26	17	88713.0146	1	25	88713.1091	1	23	88765.1126C	1.2	11	8B00.67545	20	4
877.1.040.1A	18	31	88713.0844	1	16	88713.1093	1	26	88765.1126D	1.2	14	8H00.67545	35	5
877.1.055.1A	17	17	88713.0847	1	21	88713.1096	1.1	19	88765.1126E	1.2	9	8H00.67545	35.1	5
881.1.010.1B	12	18	88713.0862	1	11	88713.1097	1.1	21	88765.1126F	1.2	13	913.7.065.1B	29	19
881.1.012.1A	2	32	88713.0869	1	32	88713.1139	1	3	88765.1126G	1.2	17	914.7.023.1A	1.2	2
881.1.030.1A	5	25	88713.0870	1	33	88713.1140	1.1	14	88765.1126H	1.2	16	914.7.023.1B	1.2	2

INDEX

CODE No.	Drwg.	POS. N.	CODE No.	Drwg.	POS. N.	CODE No.	Drwg.	POS. N.	CODE No.	Drwg.	POS. N.	CODE No.	Drwg.	POS. N.
914.7.023.1C	1.2	2	93823.2087	7	8									
914.7.023.1D	1.2	2	93823.2131	11	22									
914.7.023.1E	1.2	2	93827.0114	5	12									
919.1.001.2A	27	20	93827.0114	9	22									
930.1.004.1A	22	2	94247.0014	10	10									
930.1.005.1A	22.1	11	94247.0014	11	12									
930.4.009.1A	4	24	94247.0014	5	19									
930.4.011.1A	30	10	98112.0002	1	5									
930.5.005.1A	11	26												
930.5.006.2A	11	28												
93783.0812	3	28												
93783.1524	11	18												
93783.1730	15	12												
93783.2235	15	23												
93783.2552	10	8												
93784.2030	5	9												
93785.0822	4	23												
93785.1830	10	18												
93823.0119	33	4												
93823.0128	4	32												
93823.2018	4	30												
93823.2037	22	9												
93823.2037	7	13												
93823.2056	11	42												
93823.2082	5	14												
93823.2087	14	12												
93823.2087	33	16												



*Spare parts catalogue 748 U.S.A.*

*DUCATI 748*



*DUCATIMOTOR*



*748*

*M.Y. '00*

*U.S.A.*

*Spare Sparts Department*

*P.N. 91510521C*

*Febbraio - February '00*

*Edizione - Edition 01*

*DUCATIMOTOR*



*748*

*M.Y. '00*

*U.S.A.*

*Spare Sparts Department*

*P.N. 91510521C*

*Febbraio - February '00*

*Edizione - Edition 01*

*DUCATIMOTOR*



*748*

*M.Y. '00*

*U.S.A.*

*Spare Sparts Department*

*P.N. 91510521C*

*Febbraio - February '00*

*Edizione - Edition 01*

*DUCATIMOTOR*



*748*

*M.Y. '00*

*U.S.A.*

*Spare Sparts Department*

*P.N. 91510521C*

*Febbraio - February '00*

*Edizione - Edition 01*