

GENERAL INFORMATION

The present *spare parts* order exactly the right spare parts.

When ordering specify:

- 1) the part's code number followed by its description;
- 2) the motorcycle's serial number, stamped on the steering head.

Reference to right and left apply to the vehicle in terms of its direction of movement.

VALIDITY

f.m. Until V.I.N.
d.m. From V.I.N.
f.m.m. Up to engine number
d.m.m. From engine number

- RED motorcycle
- BLACK motorcycle
- ▲ YELLOW motorcycle
- ◆ GREY motorcycle
- ▼ BLEU motorcycle

All data are subject to modification without prior notice.

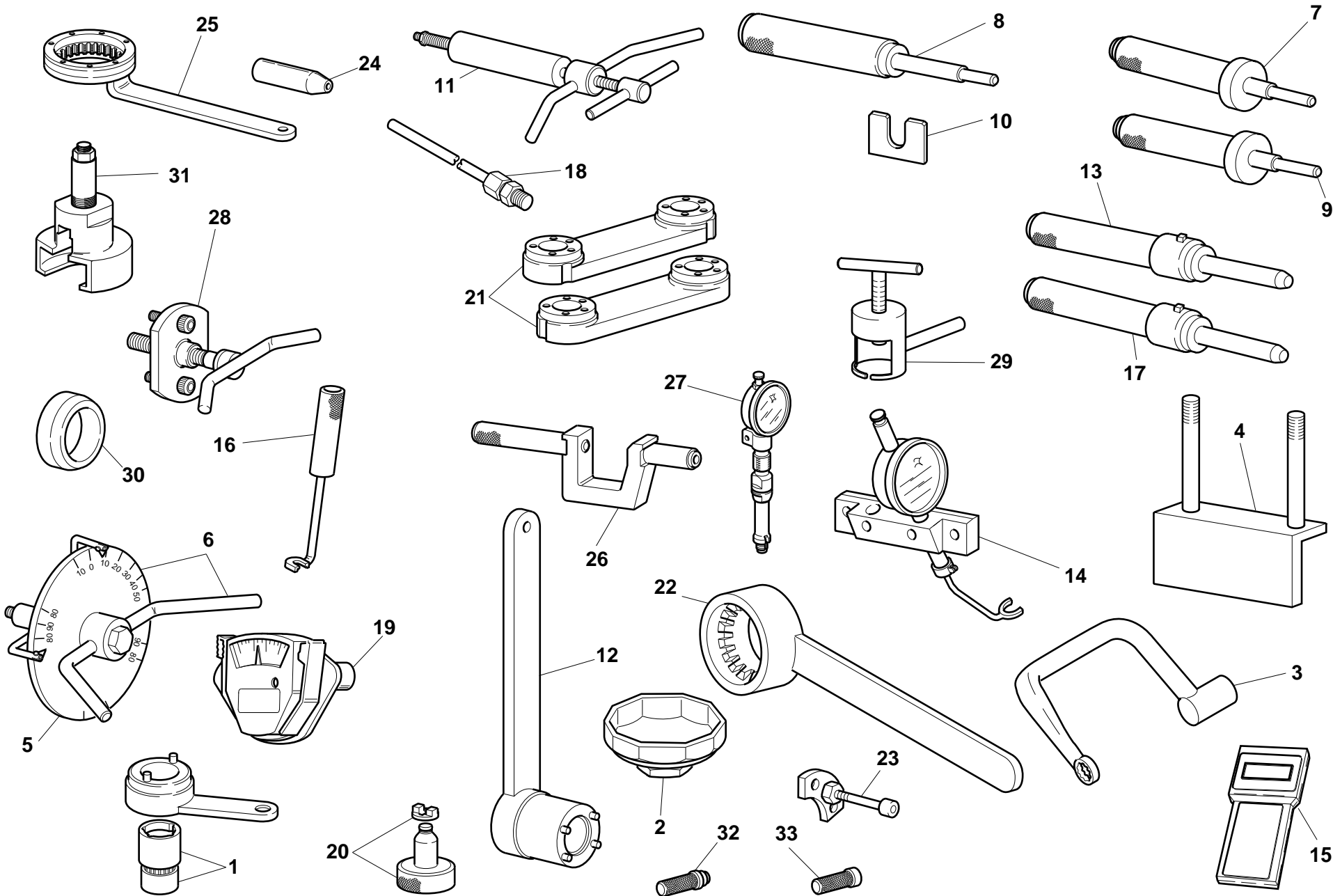
Ducati Motor S.p.A.
Uffici Commerciali Amministrativi:
Via A. Cavalieri Ducati n. 3
40132 Bologna, Italy
Telefono 051 641311
Fax 051 406580
Internet www.ducati.com

page	CONTENTS
4 001	WORKSHOP SPECIAL TOOLS
6 001.1	WORKSHOP SPECIAL TOOLS
8 001.2	DIAGNOSIS TESTER MATHESIS
10 002	GEARCHANGE
12 003	GEAR-BOX
14 004	CLUTCH
16 005	CLUTCH COVER
18 006	CRANKSHAFT
20 007	CYLINDERS - PISTONS
22 008	TIMING
24 009	FILTERS AND OIL PUMP
26 010	HALF CRANKCASES
28 011	WATER PUMP - ALTERNATOR COVER
30 012	ELECTRIC STARTER AND IGNITION
32 013	HEAD: TIMING
34 014	HEAD
36 015	COLLECTORS AND HEAD COVERS
38 016	THROTTLE BODY
40 017	ELECTRIC SYSTEM
42 017.1	ELECTRIC SYSTEM
44 018	INJECTION SYSTEM
46 019	EXHAUST SYSTEM
48 020	INSTRUMENT PANEL
50 021	FRONT HEAD-LIGHT
52 022	FRONT FORK
54 022.1	FRONT FORK
56 023	FRAME
58 024	CLUTCH CONTROL
60 025	FRONT HYDRAULIC BRAKE
62 026	REAR HYDRAULIC BRAKE
64 027	FRONT AND REAR WHEELS
66 028	REAR WHEEL PIN
68 029	REAR FRAME - REAR FOOT RESTS
70 030	REAR SUSPENSION
72 031	AIR INDUCTION - OIL VENT
74 032	WATER RADIATOR ASSY
76 033	COOLING CIRCUIT
78 034	FUEL TANK
80 034.1	FUEL TANK
82 035	SEAT
84 035.1	SEAT
86 036	FAIRING
88 036.1	FAIRING
90 037	FUEL INFEED
92 038	MARKING PLATES

DRAWING

001

WORKSHOP SPECIAL TOOLS




DRAWING

001

WORKSHOP SPECIAL TOOLS

NOTES	NO.	CODE NO.	DESCRIPTION	VALIDITY	Q.TY	
	1	88700.5644	Timing belt rollers holder wrench		1	
	2	0675.03.210	Wrench for removing oil filter cartridge		1	
	3	88713.1139	Head nuts holder wrench		1	
	4	88713.0891	Head mounting base		1	
	5	98112.0002	Degree wheel		1	
	6	88713.0123	Degree wheel holder tool for ignition advance check		1	
	7	88713.0874	Exhaust valve guide punch tool		1	
	8	88713.0879	Punch tool to extract valve guide		1	
	9	88713.0875	Intake valve guide punch tool		1	
	10	88713.1309	Fork feeler gauge 2,35 mm		1	
	11	88713.0862	Rocker shaft extractor		1	
	12	88713.0137	Crankshaft gear holder wrench for tightening nut		1	
	13	88713.1078	Punch tool for driving exhaust valve seat		1	
	14	88765.1001	Valve lift gauge		1	
	15	88765.1068	Check instrument		1	
GB	15	88765.1069	Check instrument		1	
D	15	88765.1070	Check instrument		1	
F	15	88765.1071	Check instrument		1	
E	15	88765.1072	Check instrument		1	
	16	88713.0844	Half-rings mounting punch tool		1	
	17	88713.1079	Punch tool for driving intake valve seat		1	
	18	88713.1010	Union for exhaust gas suction		1	
	19	051.2.001.1A	Torque wrench for timing belt		1	
	20	88765.0978	Gauge for measuring half ring shims		1	
	21	88713.0847	Camshaft stroke checking tool		1	
	22	88713.1419	Alternator holder wrench for tightening nut		1	

CATALOGUE No:
ISSUED:915.1.052.1D
05 - 00

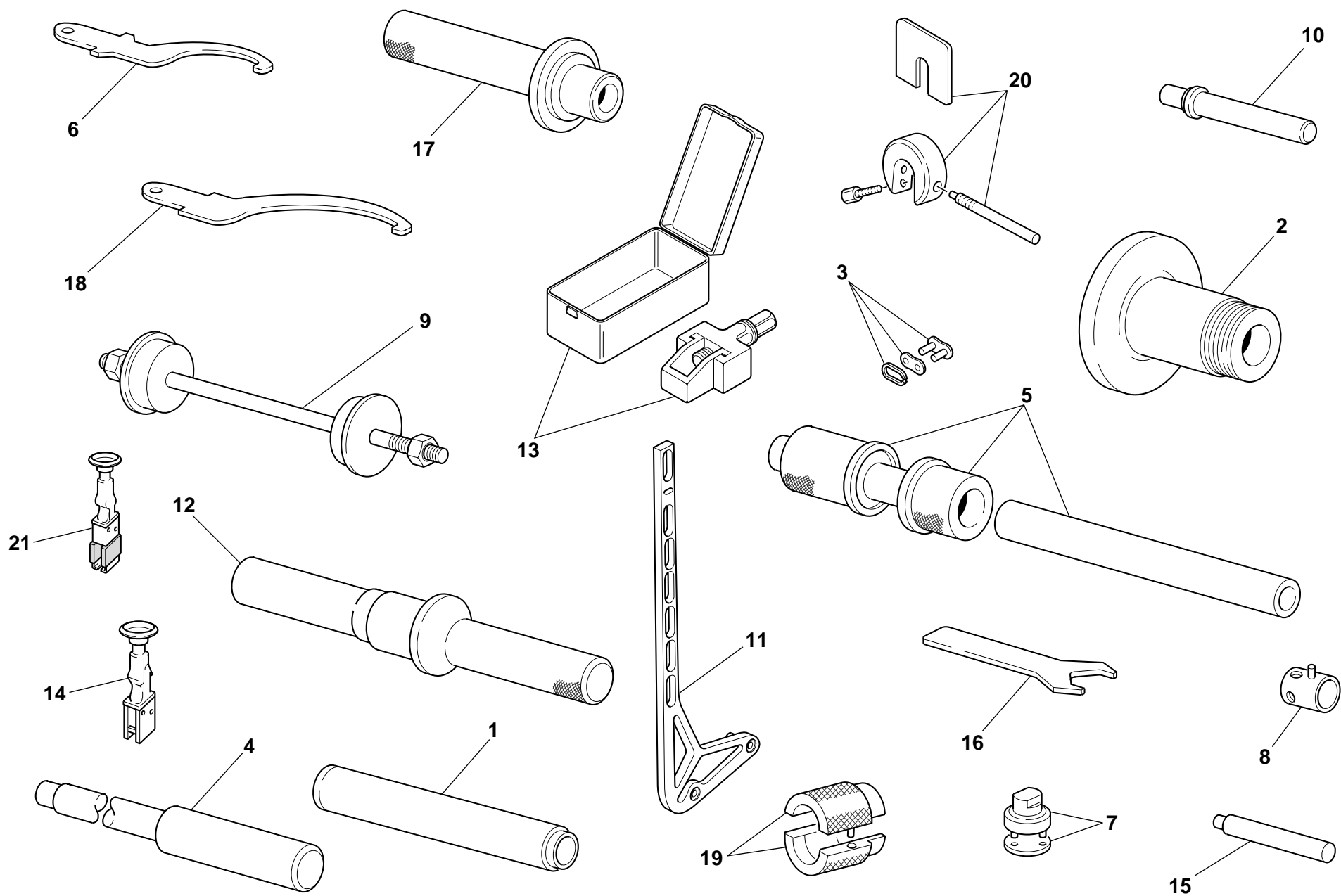
NOTES	NO.	CODE NO.	DESCRIPTION	VALIDITY	Q.TY	
	23	88713.1091	Plate for positioning gear engagement fork		1	
	24	88700.5749	Crankcases assembling cap		1	
	25	88713.0146	Frame-engine grounding cable		1	
	26	88713.1093	Seal ring driving tool		1	
	27	88765.0968	T.D.C. control gauge		1	
	28	88713.0144	Extractor for removal of chain/generator cover		1	
	29	88713.1332	Extractor bushing bearing inner ring		1	
	30	88700.5665	Sleeve for installing clutch bell gear		1	
	31	88713.1502	Extractor for primary drive gear		1	
	32	88713.0869	Tool for assembling water pump front seal		1	
	33	88713.0870	Tool for assembling water pump front seal		1	

CATALOGUE No:
ISSUED:915.1.052.1D
05 - 00

DRAWING

001.1

WORKSHOP SPECIAL TOOLS



DRAWING

001.1

WORKSHOP SPECIAL TOOLS

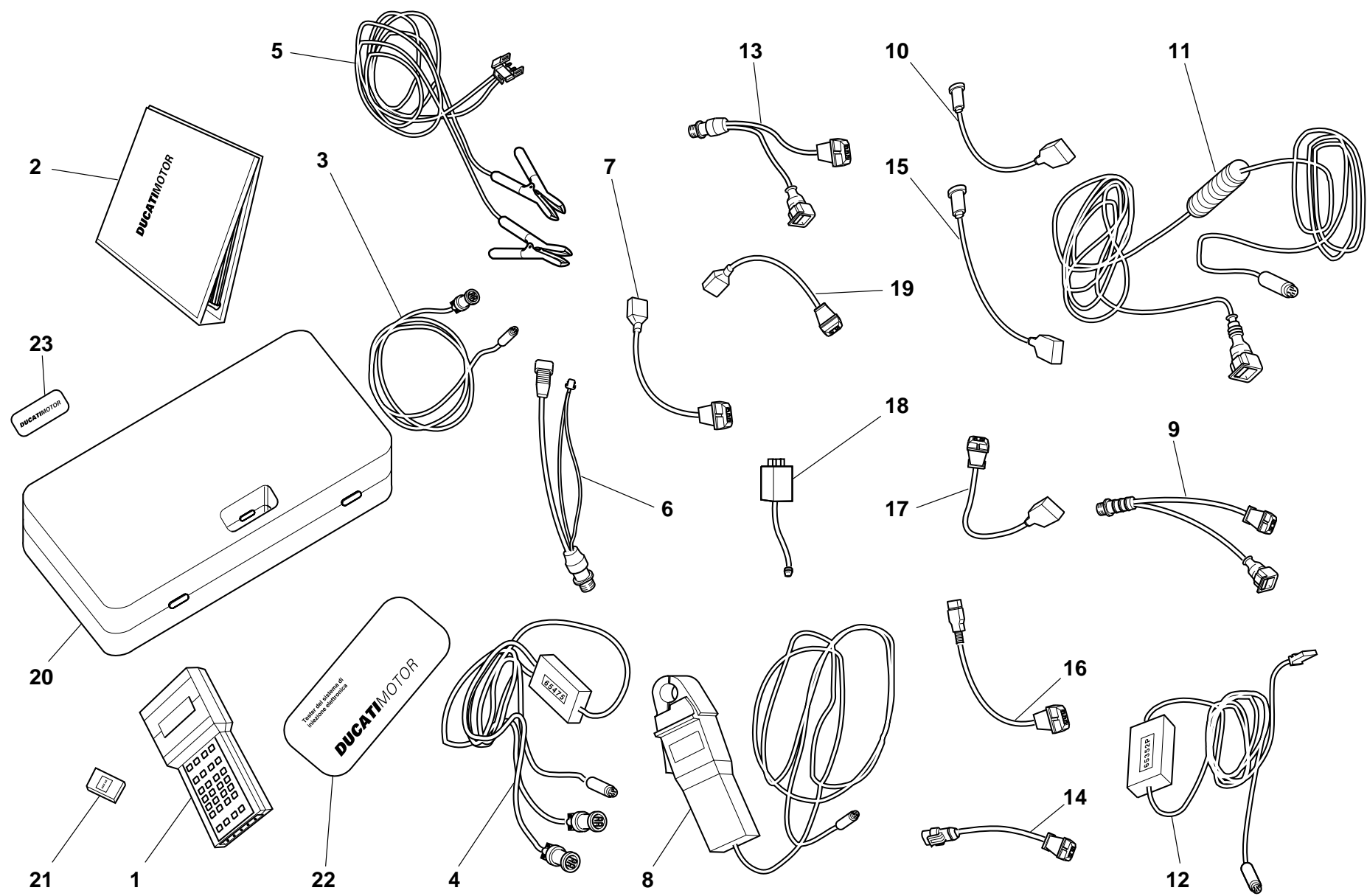
NOTES	NO.	CODE NO.	DESCRIPTION	VALIDITY	Q.TY	
	1	88713.1072	Stopper for driving the half bearing of the steering head base		1	
	2	88713.1073	Tool for balancing rear wheel		1	
	3	677.4.003.1A	Coupling		1	
	4	88713.1074	Stopper for disassembling the swingarm pivot		1	
	5	88713.1059	Tool for assembling the swingarm ball bearings		1	
	6	88713.1037	Wrench for adjusting the steering head		1	
	7	88713.1058	Wrench for assembling the steering head cap		1	
	8	8000.70139	Wrench for front wheel spindle		1	
	9	88713.1062	Tool for assembling the steering head bearings		1	
	10	88713.1071	Stopper for assembling the rocker needle bearings		1	
	11	699.2.063.1A	Geometry adjustment kit		1	
	12	88713.1067	Stopper for assembling the roller bearings of the eccentric hub		1	
	13	88713.1344	Tool for assembling chain		1	
	14	88713.1140	EPROM chip introducing		1	
	15	88713.1057	Stopper for inserting the steering damper bearing		1	
	16	88713.1077	Wrench for seat lock nut		1	
	17	88713.1068	Stopper for assembling the rear fork roller bearings		1	
	18	88713.1038	Wrench for adjusting the eccentric hub		1	
	19	88713.1096	Tool for overhauling SHOWA forks - assembling seal ring		1	
	20	88713.0957	Tool for holding SHOWA fork spacer		1	
	21	88713.1097	EPROM extractor		1	

NOTES	NO.	CODE NO.	DESCRIPTION	VALIDITY	Q.TY	
-------	-----	----------	-------------	----------	------	---

DRAWING

001.2


DIAGNOSIS TESTER MATHESIS




DRAWING

001.2

DIAGNOSIS TESTER MATHESIS

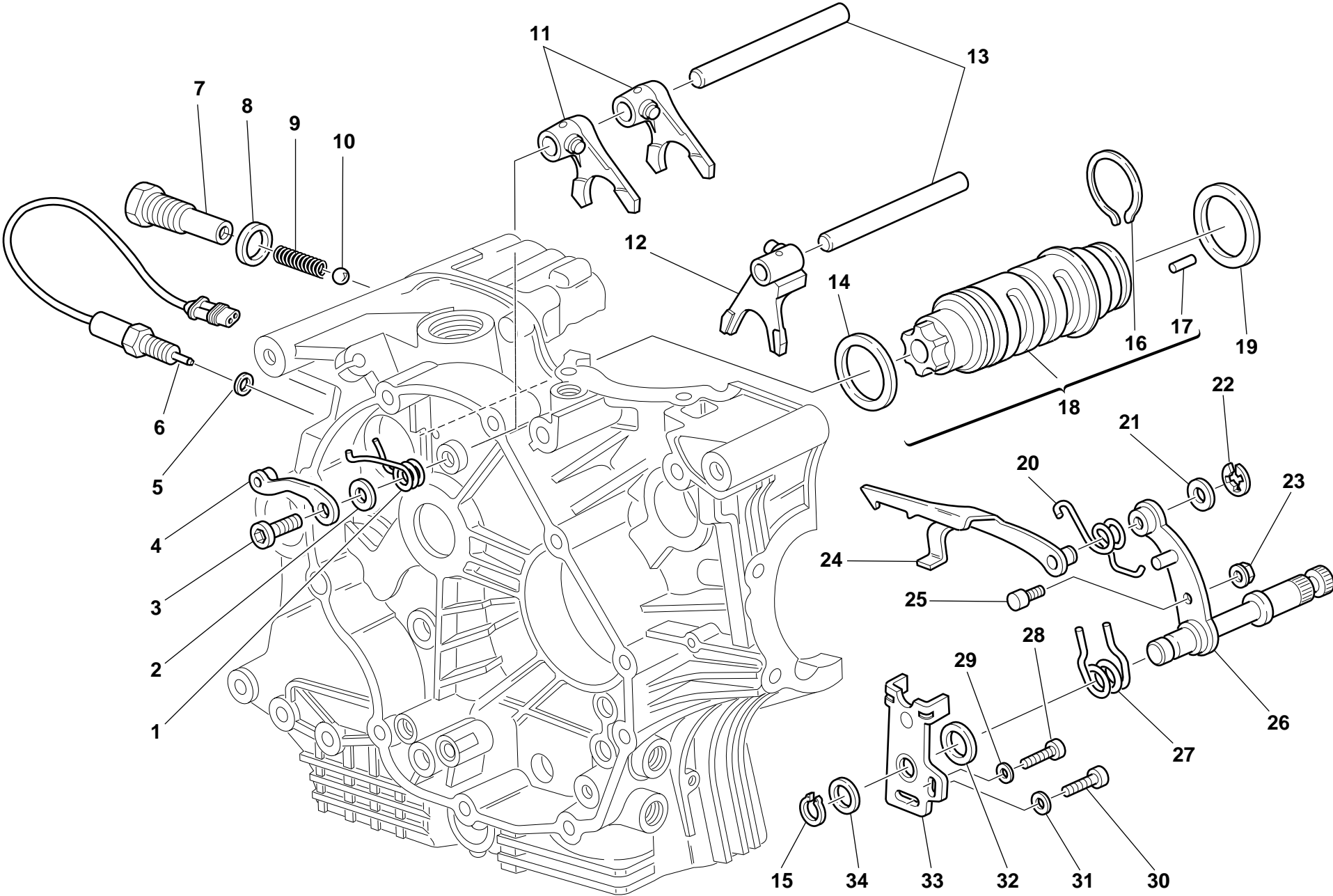
NOTES	NO.	CODE NO.	DESCRIPTION	VALIDITY	Q.TY	
	1	88765.1126Z	Bare Mathesis		1	
	2	914.7.023.1A	Italian manual		1	
	2	914.7.023.1B	English manual		1	
	2	914.7.023.1C	German manual		1	
	2	914.7.023.1D	Franch manual		1	
	2	914.7.023.1E	Spanish manual		1	
	3	88765.1126R	Main cable Mathesis		1	
	4	88765.1126A	Pickup Control cable		1	
	5	88765.1126Q	Battery mains cable		1	
	6	88765.1126	Mains cable adapter for self diagnosis		1	
	7	88765.1126N	Sensor for absolute pressure sampling		1	
	8	88765.1126V	Amperometer plier		1	
	9	88765.1126E	Adapter for 3 wires Pickup test cable		1	
	10	88765.1126P	Sensor for air temperature sampling		1	
	11	88765.1126C	Cable for potentiometer adjustment		1	
	12	88765.1126B	Test cable and speed indicator adjustment		1	
	13	88765.1126F	Adapter for 2 wires Pickup test cable		1	
	14	88765.1126D	Adapter for potentiometer adjustment		1	
	15	552.4.028.1A	Sensor for small throttle potentiometer sampling		1	
	16	88765.1126H	Sensor for throttle potentiomer sampling		1	
	17	88765.1126G	Sensor for air/water temperature sampling		1	
	18	88765.1126M	Sfety remote switch		1	
	19	88765.1126L	2 Wires sampling Pickup sensor		1	
	20	88765.1126U	Case with sponge		1	
	21	88765.1073	Italian memory card		1	
	21	88765.1074	English memory card		1	

NOTES	NO.	CODE NO.	DESCRIPTION	VALIDITY	Q.TY	
	21	88765.1075	German memory card		1	
	21	88765.1076	French memory card		1	
	21	88765.1077	Spanish memory card		1	
	22	88765.1126S	DUCATI sticker for case		1	
	23	88765.1126T	DUCATI sticker RH/LH side		1	

DRAWING

002

GEARCHANGE




DRAWING

002

GEARCHANGE

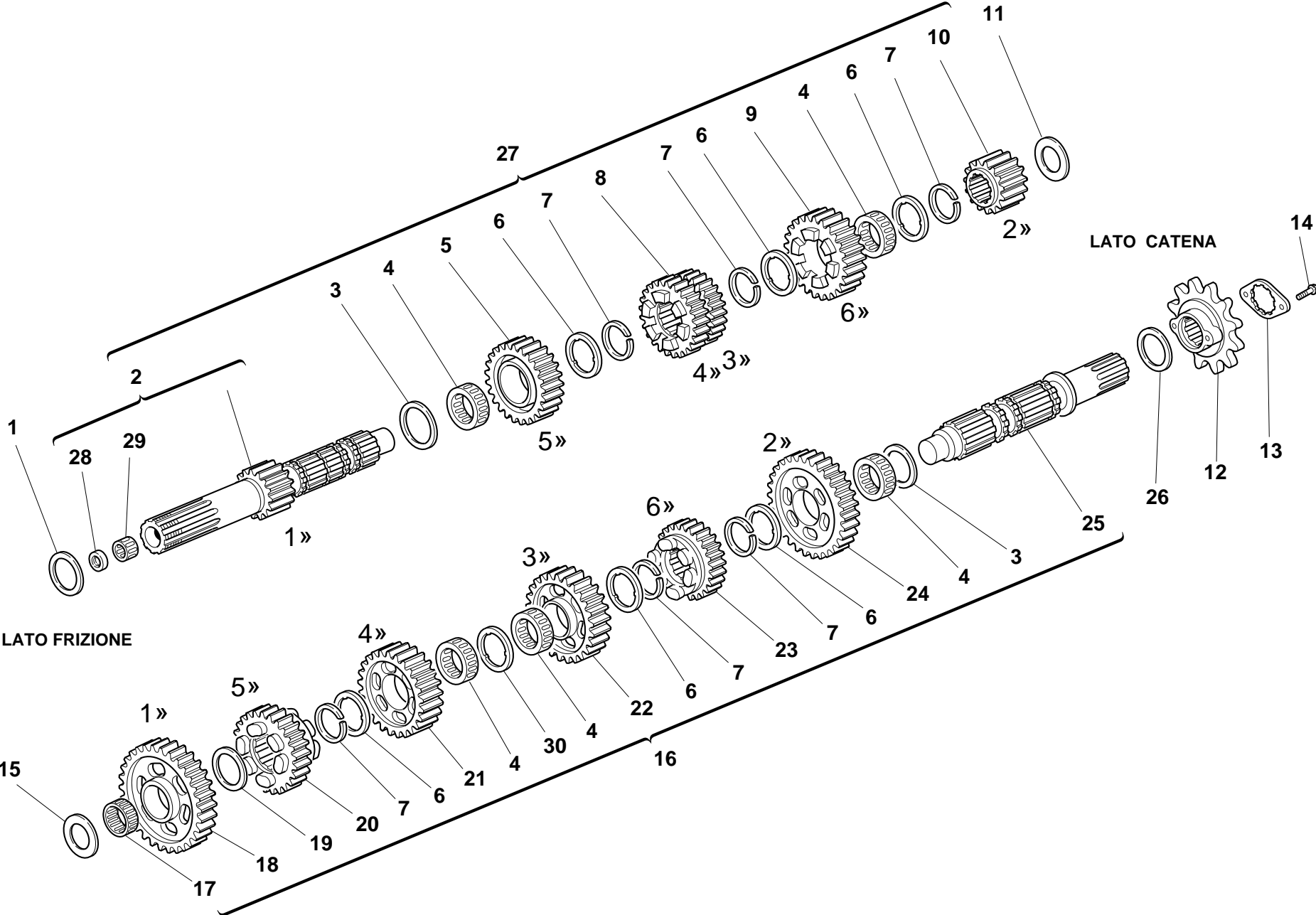
NOTES	NO.	CODE NO.	DESCRIPTION	VALIDITY	Q.TY	
	1	799.1.049.1A	Return spring		1	
	2	852.1.053.1A	Washer		1	
	3	779.1.039.1A	Special screw		1	
	4	455.2.003.1A	Gear stopper assembly		1	
	5	0150.92.280	Gasket th.2		1	
	5	0504.03.085	Gasket th.1,5		1	
	5	852.1.111.1A	Gasket th.0.5		1	
	6	539.1.021.1A	Switch		1	
	7	779.1.203.1A	Push rod holder		1	
	8	0272.91.090	Gasket		1	
	9	0660.13.143	Gear selector spring		1	
	10	76835.1134	Ball		1	
	11	180.1.001.1A	1st,4th-2nd,3rd gear selector fork		2	
	12	180.1.002.1A	5th,6th gear selector fork		1	
	13	0660.13.070	Fork pin		2	
	14	852.1.005.1A	Shim th. 1		1	
	15	73500.1542	Circlip		1	
	16	882.1.006.1A	Needle retaining ring (square cross-section)		1	
	17	821.1.070.1A	Special roller (square cross-section)		6	
	18	182.2.010.1A	Complete gearbox drum		1	
	19	0660.13.060	Shim th. 1		1	
	19	852.1.094.1A	Shim th. 0.9		1	
	20	799.1.025.1A	Fork return spring		1	
	21	0400.09.050	Shim th. 0.5		1	
	21	0765.92.205	Shim th. 0.2		2	
	22	0214.07.350	Ring		1	

NOTES	NO.	CODE NO.	DESCRIPTION	VALIDITY	Q.TY	
	23	750.5.001.1A	Nut		1	
	24	180.1.008.1A	Gearbox drum control fork		1	
	25	0660.13.165	Gearchange lever pin		1	
	26	821.1.001.1A	Pin with gearchange lever		1	
	27	0799.13.110	Gearchange lever return spring		1	
	28	60N102509	Screw		1	
	29	462.3.003.8A	Washer		1	
	30	771.5.122.2B	Screw		1	
	31	462.3.003.7A	Washer		1	
	32	881.1.012.1A	Centering ring		1	
	33	826.1.009.1A	Stopper plate		1	
	34	0400.29.125	Shim th. 0.2		2	
	34	0400.29.126	Shim th. 0.5		1	

DRAWING

003

GEAR-BOX




DRAWING

003

GEAR-BOX

NOTES	NO.	CODE NO.	DESCRIPTION	VALIDITY	Q.TY	
	1	0251.47.050	Shim th. 1		1	
	1	0251.47.054	Shim th. 1.2		1	
	1	852.1.108.1AH	Shim th. 0.9		1	
	1	852.1.108.1AL	Shim th. 1,1		1	
	1	852.1.108.1AN	Shim th. 1,3		1	
	2	150.2.006.1A	Gearbox main shaft		1	
	3	0670.16.150	Shim th. 0.5		2	
	4	701.4.005.1A	Needle bearing		5	
	5	172.1.004.1C	Driving gear 5th sp.		1	
	6	856.1.001.1A	Grooved washer th. 0.5		6	
	7	0670.16.145	Snap ring		6	
	8	172.1.003.1C	Driving gear 3rd/4th sp.		1	
	9	172.1.005.1C	Driving gear 6th sp.		1	
	10	172.1.002.1B	Driving gear 2nd sp.		1	
	11	0670.16.163	Shim th. 1.8		1	
	11	0670.16.164	Shim th. 2		1	
	11	713.1.014.1A	Shim th. 1.5		1	
	11	713.1.014.1B	Shim th. 1.7		1	
	11	713.1.014.1E	Shim th. 1.6		1	
	11	713.1.014.1F	Shim th. 1.9		1	
	12	449.1.033.2A	Chain sprocket Z=14		1	
	13	826.1.011.1A	Sprocket keep plate		1	
	14	8A00.67997	Screw		2	
	15	0670.16.164	Shim th. 2		1	
	15	0670.16.165	Shim th. 2.2		1	
	15	0670.16.184	Shim th. 1		1	

CATALOGUE No:
ISSUED:915.1.052.1D
05 - 00

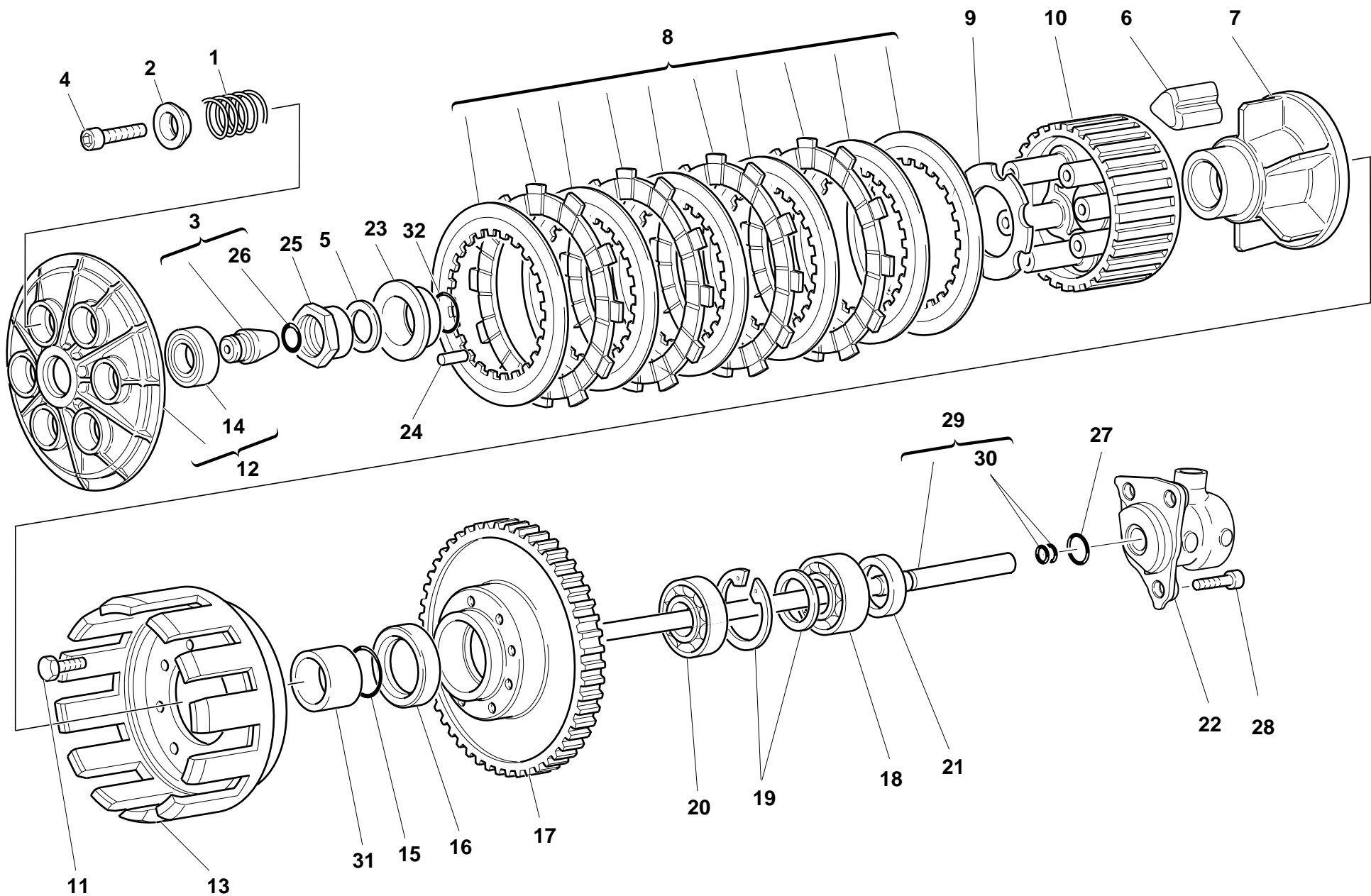
NOTES	NO.	CODE NO.	DESCRIPTION	VALIDITY	Q.TY	
	15	0670.16.185	Shim th. 1.2		1	
	15	713.1.011.1A	Shim th. 2.3		1	
	15	713.1.014.1A	Shim th. 1.5		1	
	15	713.1.014.1E	Shim th. 1.6		1	
	16	150.2.048.1A	Complete lay shaft		1	
	17	76402.0002	Needle bearing		1	
	18	172.1.006.1B	Driven gear 1st sp.		1	
	19	0670.16.155	Shim th. 1		1	
	20	172.1.010.1C	Driven gear 5th sp.		1	
	21	172.1.009.1C	Driven gear 4th sp.		1	
	22	172.1.008.1C	Driven gear 3rd sp.		1	
	23	172.1.011.1C	Driven gear 6th sp.		1	
	24	172.1.007.1B	Driven gear 2nd sp.		1	
	25	149.1.024.1A	Gearbox lay shaft		1	
	26	0670.16.170	Shim th. 0.8		1	
	26	0670.16.171	Shim th. 1		1	
	26	852.1.105.1AB	Shim th. 0.9		1	
	26	852.1.105.1AD	Shim th. 1,1		1	
	26	852.1.105.1AG	Shim th. 0.7		1	
	27	150.2.047.1A	Complete main shaft		1	
	28	93783.0812	Seal ring		1	
	29	76270.0827	Needle bearing		1	
	30	856.1.031.1A	Grooved washer th. 0.5		1	

CATALOGUE No:
ISSUED:915.1.052.1D
05 - 00

DRAWING

004


CLUTCH




DRAWING

004

CLUTCH

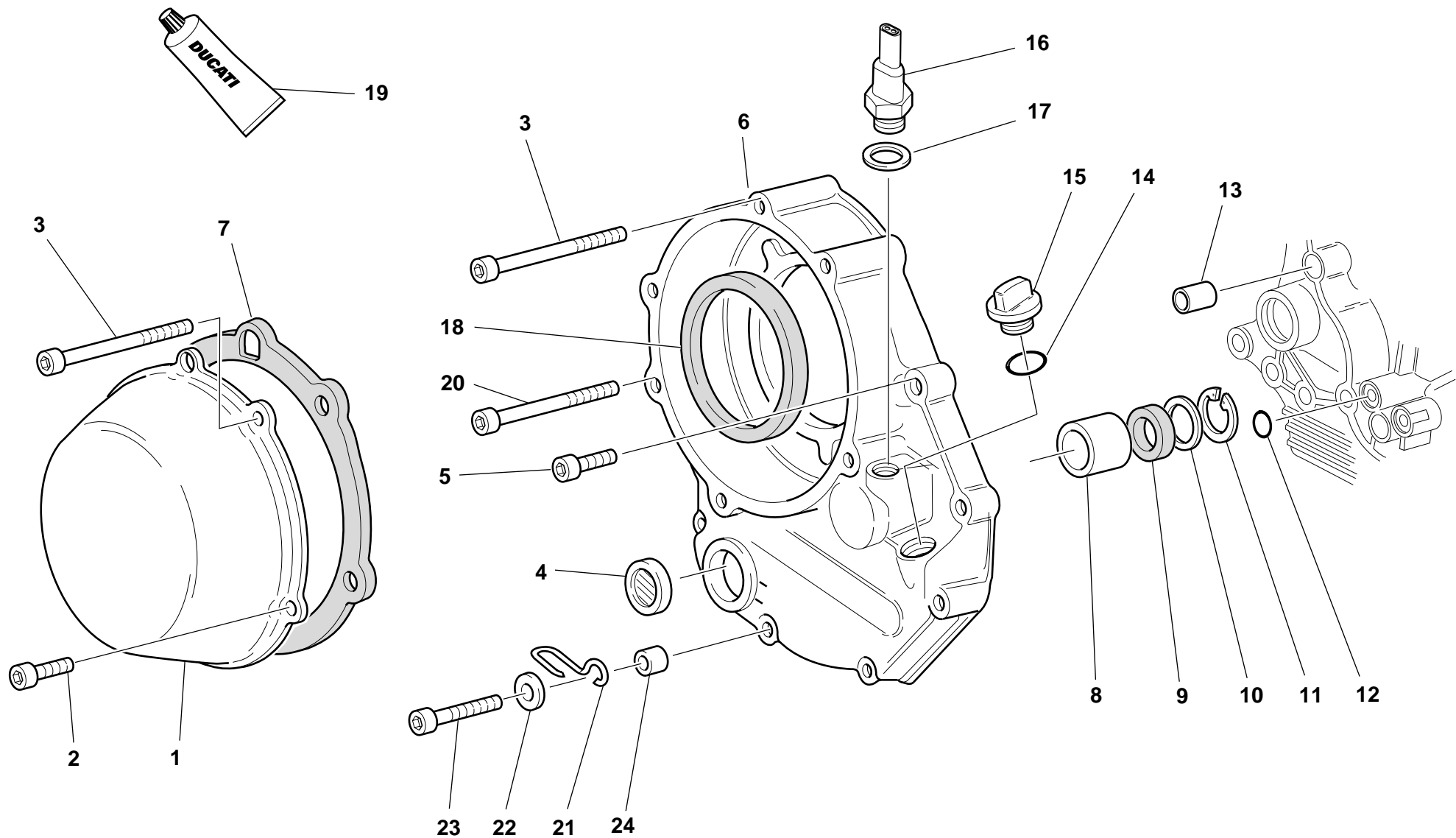
NOTES	NO.	CODE NO.	DESCRIPTION	VALIDITY	Q.TY	
	1	0659.16.558	Clutch spring		6	
	2	841.1.002.2A	Retainer		6	
	3	818.2.009.1A	Clutch control pin		1	
	4	771.5.043.2B	Screw		6	
	5	851.4.001.1A	Lock washer		1	
	6	764.1.003.1B	Rubber pad		12	
	7	162.1.001.1B	Plate holder hub		1	
	8	190.2.001.3A	Clutch plates set		1	
	9	851.1.001.1B	Lock washer		1	
	10	196.1.001.1B	Clutch drum		1	
	11	70610.8120	Screw		8	
	12	194.2.001.1B	Pressure plate		1	
	13	198.1.027.1A	Clutch housing		1	
	14	702.5.016.1A	Bearing		1	
	15	463.2.053.7A	O-ring		1	
	16	463.4.026.9A	Seal ring		1	
	17	170.2.028.1B	Clutch/crankshaft gears pair		1	
	18	463.7.022.6A	Bearing		1	
	19	881.2.001.1A	Circlip - spacer		1	
	20	75113.2566	Bearing		1	
	21	0660.16.145	Spacer		1	
	22	195.4.003.1A	Piston assembly		1	
	23	710.1.002.1A	Bush		1	
	24	74224.0570	Pin		1	
	25	750.1.002.1B	Nut		1	
	26	0400.17.030	O-ring		1	

NOTES	NO.	CODE NO.	DESCRIPTION	VALIDITY	Q.TY	
	27	0647.92.170	O-ring		1	
	28	60N107335	Screw		3	
	29	117.2.006.1A	Clutch control rod		1	
	30	93823.2018	O-ring		2	
	31	713.1.012.1B	Spacer		1	
	32	93823.0128	O-ring		1	

DRAWING

005


CLUTCH COVER



DRAWING

005

CLUTCH COVER

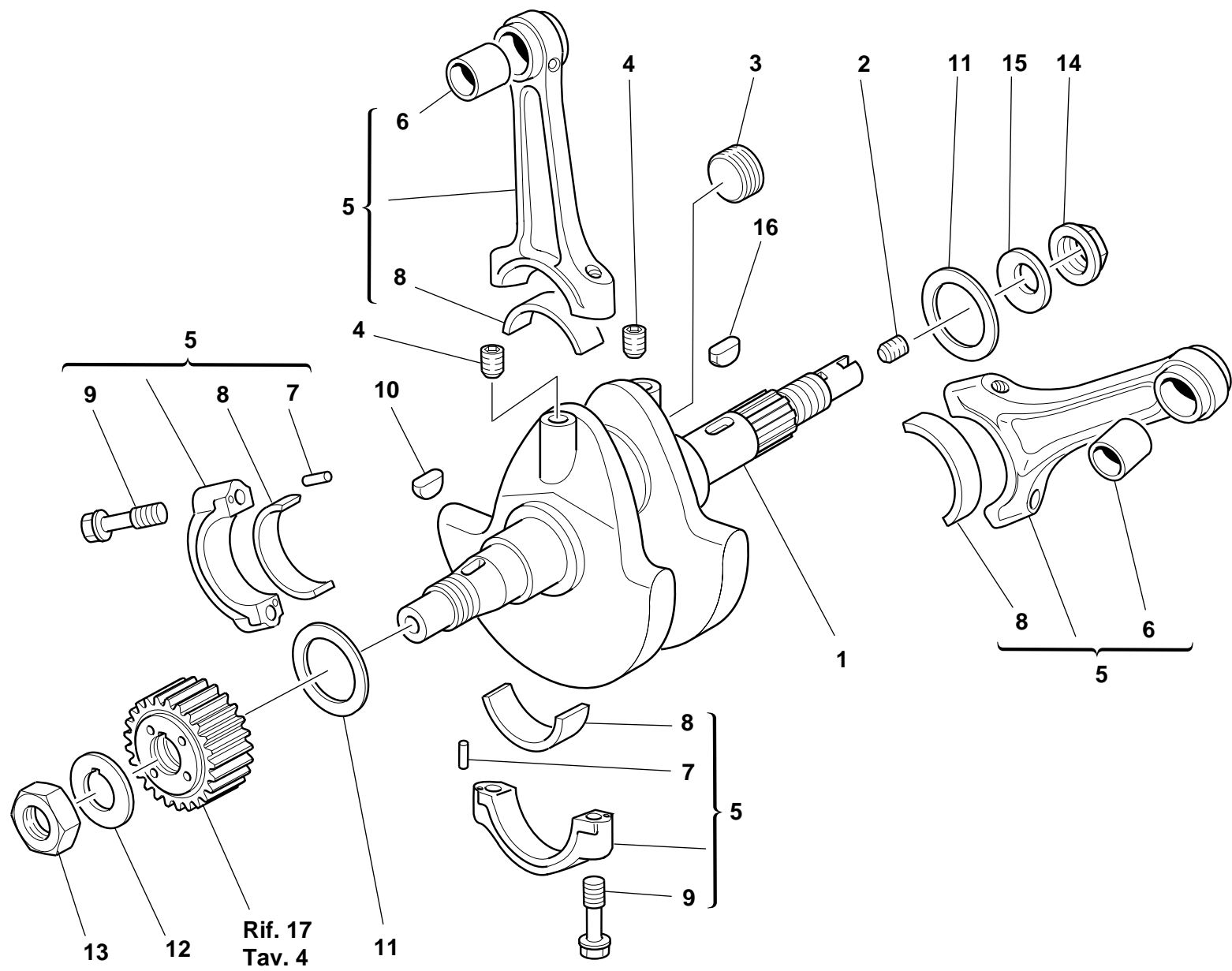
NOTES	NO.	CODE NO.	DESCRIPTION	VALIDITY	Q.TY	
	1	243.1.025.1AD	Clutch protection cover		1	
	2	60N102509	Screw		2	
	3	771.5.078.2B	Screw		2	
	4	254.4.001.1A	Oil level inspection cap		1	
	5	60N102510	Screw		5	
	6	243.2.004.1BB	Cover clutch side		1	
	7	788.1.052.1A	Cover gasket		1	
	8	0665.49.680	Bush		1	
	9	93784.2030	Seal ring		1	
	10	852.1.008.1A	Shim th. 0.5		1	
	11	73503.3075	Circlip		1	
	12	93827.0114	O-ring		1	
	13	0400.49.240	Locating bush		1	
	14	93823.2082	O-ring		1	
	15	893.1.005.1A	Cap		1	
	16	539.4.030.1A	Switch		1	
	17	0150.70.120	Gasket th.2		1	
	17	420.2.001.0A	Gasket th.1		1	
	18	463.4.047.7A	Ring		1	
	19	94247.0014	Fluid sealant		1	
	20	417.6.075.9A	Screw		1	
	21	829.1.073.3A	Holder		1	
	22	734306N01	Washer		2	
	23	771.5.072.2B	Screw		1	
	24	0675.49.540	Spacer		2	

NOTES	NO.	CODE NO.	DESCRIPTION	VALIDITY	Q.TY	
-------	-----	----------	-------------	----------	------	---

DRAWING

006

CRANKSHAFT




DRAWING

006

CRANKSHAFT

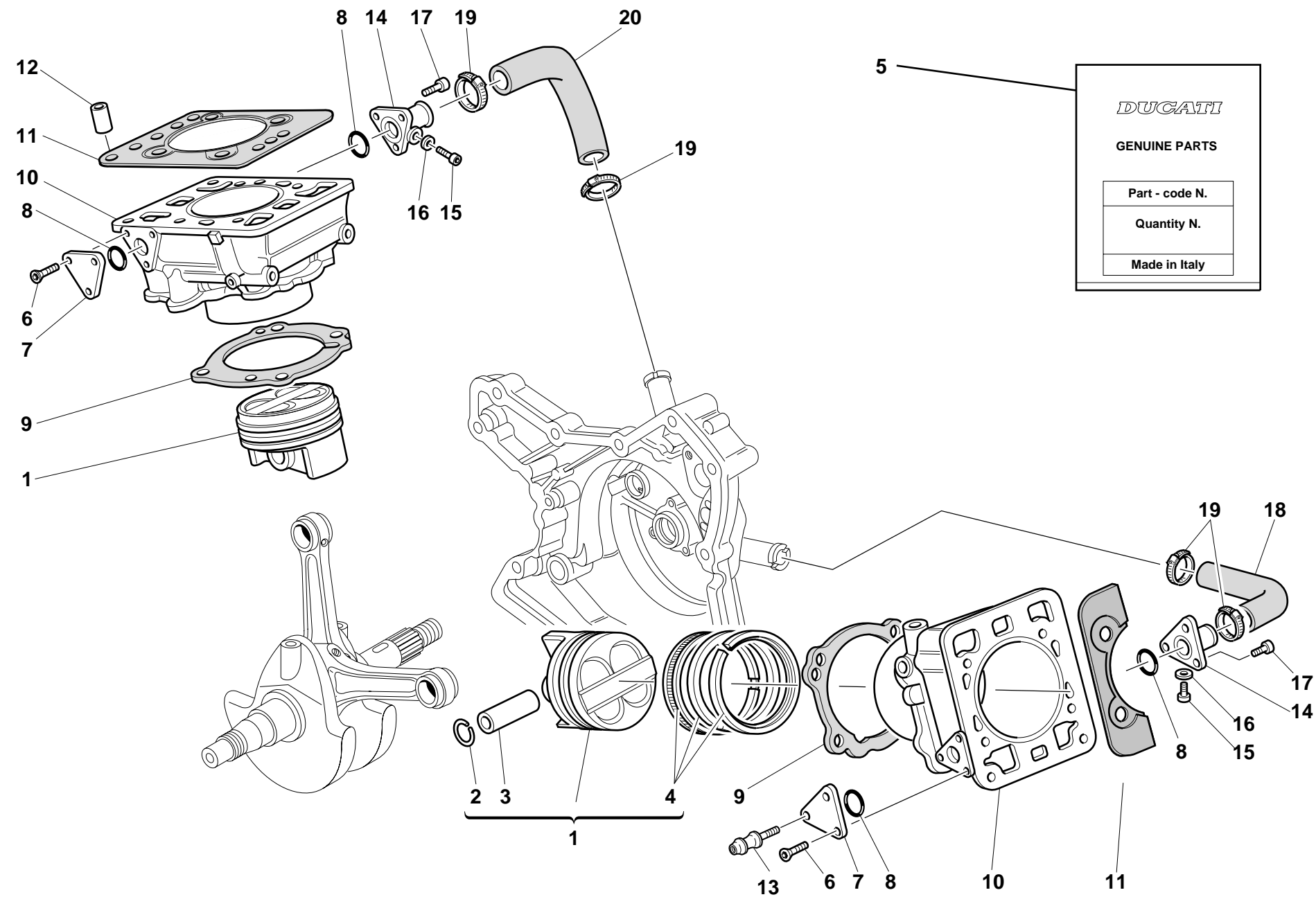
NOTES	NO.	CODE NO.	DESCRIPTION	VALIDITY	Q.TY	
	1	146.2.059.1A	Crankshaft (items 2-3-4 included)		1	
	2	779.1.109.1A	Special screw		1	
	3	780.1.016.1A	Cap		1	
	4	72121.2106	Threaded dowel		2	
	5	158.2.006.1D	Connecting rods pair (6-7-8 included)		1	
	6	712.1.021.1A	Bush		2	
	7	74224.0570	Pin		4	
	8	112.1.007.1BA	Half-bearing (RED)		4	
	8	112.1.007.1BB	Half-bearing (BLUE)		4	
	9	779.1.007.2A	Special screw		4	
	10	0755.29.025	Woodruff key		1	
	11	852.1.104.1A	Shim th. 1.9		1	
	11	852.1.104.1B	Shim th. 1.95		1	
	11	852.1.104.1C	Shim th. 2		1	
	11	852.1.104.1D	Shim th. 2,05		1	
	11	852.1.104.1E	Shim th. 2,1		1	
	11	852.1.104.1F	Shim th. 2,15		1	
	11	852.1.104.1G	Shim th. 2.2		1	
	11	852.1.104.1H	Shim th. 2.25		1	
	11	852.1.104.1I	Shim th. 2.3		1	
	11	852.1.104.1J	Shim th. 2.35		1	
	11	852.1.104.1K	Shim th. 2,4		1	
	11	852.1.104.1L	Shim th. 2,45		1	
	11	852.1.104.1M	Shim th. 2.5		1	
	11	852.1.104.1N	Shim th. 2.55		1	
	12	0619.47.030	Lock washer		1	

NOTES	NO.	CODE NO.	DESCRIPTION	VALIDITY	Q.TY	
	13	0660.47.040	Nut		1	
	14	750.1.012.2A	Nut		1	
	15	799.1.051.2A	Spring washer		1	
	16	74172.1008	Woodruff key		1	

DRAWING

007


CYLINDERS - PISTONS



DRAWING

007

CYLINDERS - PISTONS

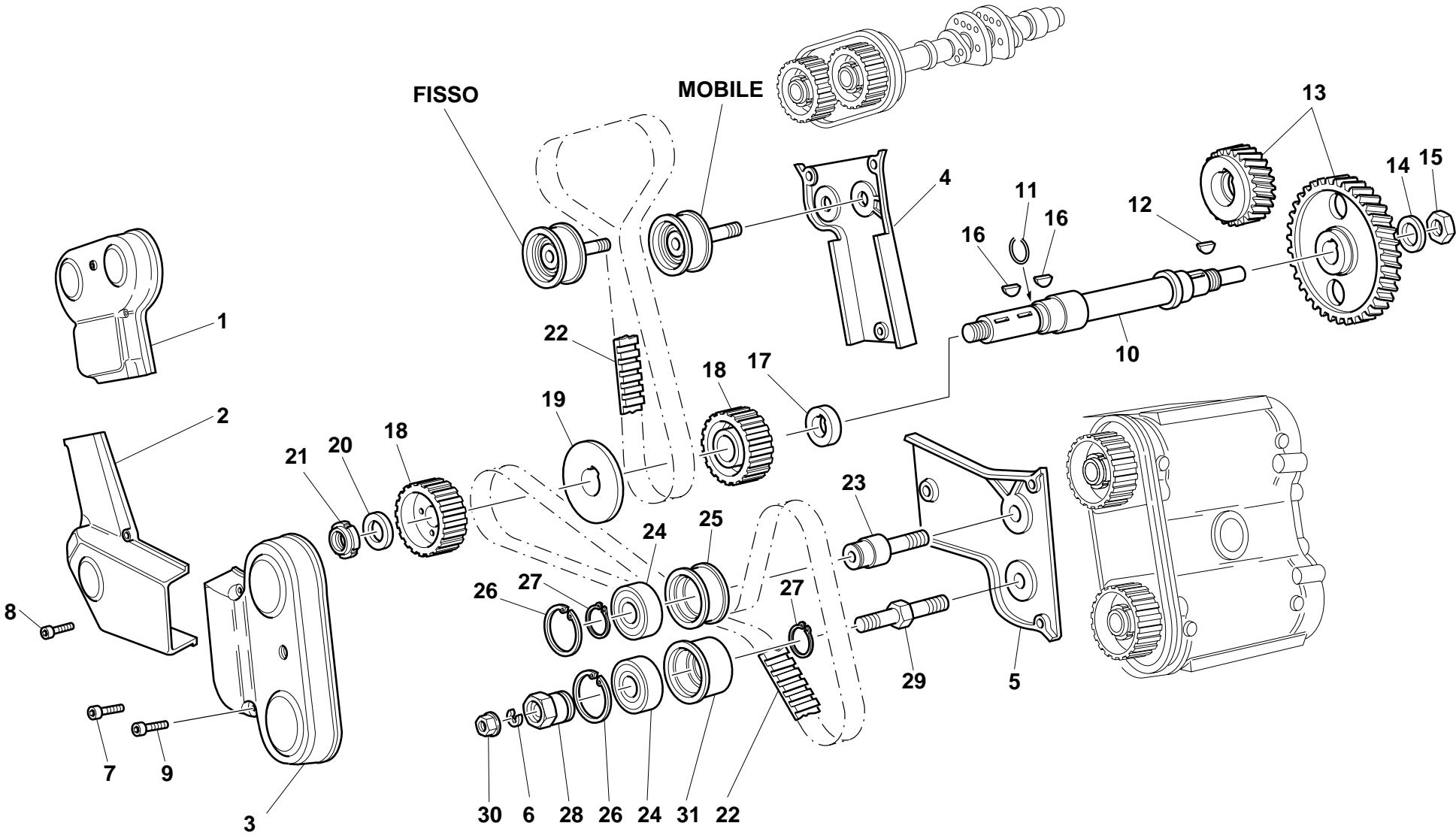
NOTES	NO.	CODE NO.	DESCRIPTION	VALIDITY	Q.TY	
	1	122.2.040.1A	Complete piston		2	
	2	121.1.003.1A	Piston pin circlip		4	
	3	121.1.038.1A	Piston pin		2	
	4	121.2.024.1A	Piston rings set		2	
	5	791.2.023.1A	Gaskets set		1	
	6	70780.6516	Screw		5	
	7	247.1.020.1AB	Cover		2	
	8	93823.2087	O-ring		4	
	9	786.1.060.1A	Cylinder-crankcase gasket th. 0.4		2	
	10	120.2.058.1A	Cylinder-piston fit		2	
	11	786.1.053.2A	Head-cylinder gasket		2	
	12	0619.49.240	Bush		4	
	13	779.1.084.1A	Special screw		1	
	14	814.1.002.1AB	Water inlet union to cylinders		2	
	15	60N102504	Screw		2	
	16	420.2.000.7A	Copper gasket		2	
	17	60N107335	Screw		6	
	18	800.1.008.1A	Horizontal cylinder water inlet hose		1	
	19	741.4.002.1A	Clamp		4	
	20	800.1.007.1A	Vertical cylinder water inlet hose		1	

NOTES	NO.	CODE NO.	DESCRIPTION	VALIDITY	Q.TY	
-------	-----	----------	-------------	----------	------	---

DRAWING

008


TIMING




DRAWING

008

TIMING

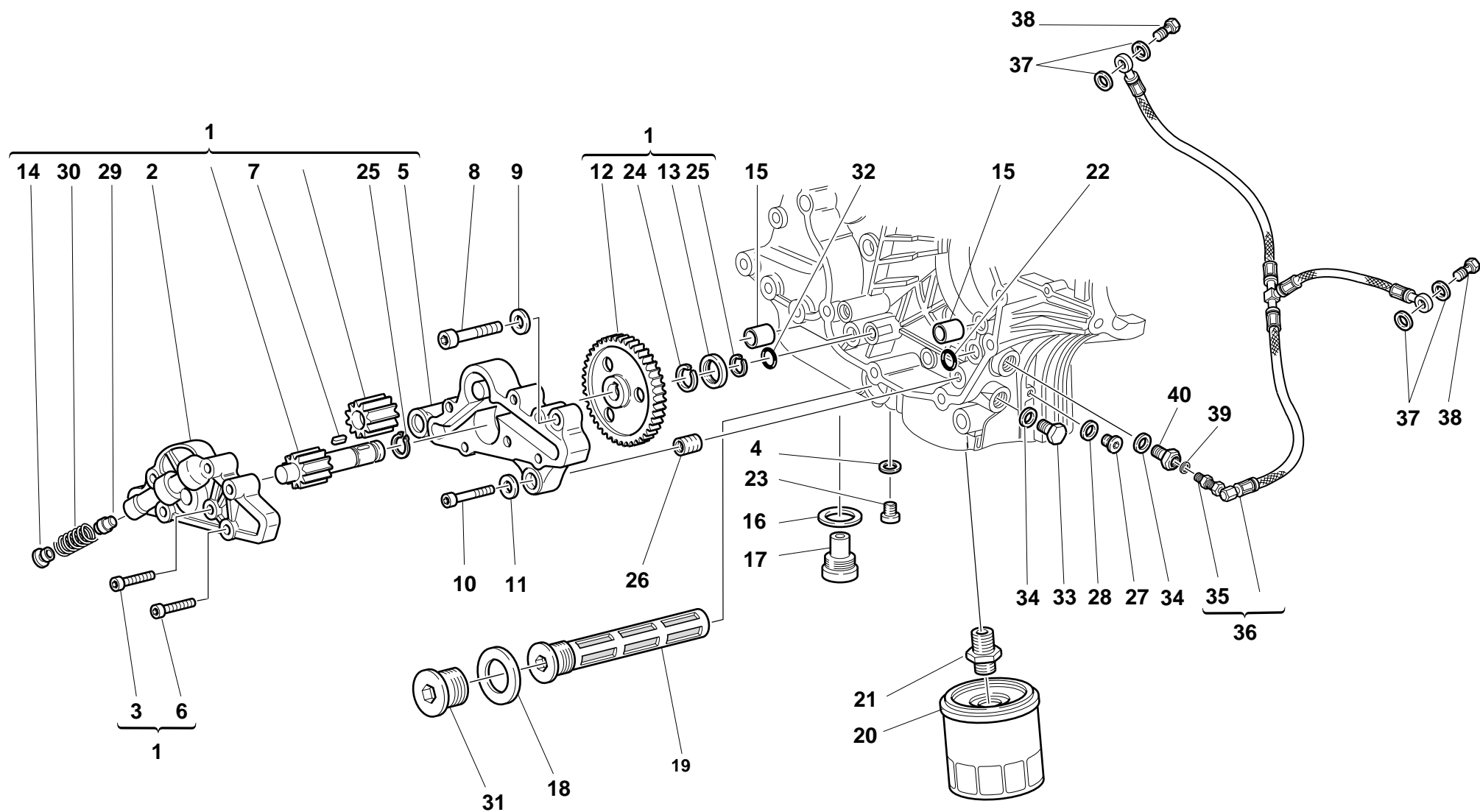
NOTES	NO.	CODE NO.	DESCRIPTION	VALIDITY	Q.TY	
	1	245.1.004.1BB	Vertical belt outer cover		1	
	2	245.1.003.1BB	Outer central cover		1	
	3	245.1.005.1BB	Horizontal belt outer cover		1	
	4	245.1.001.2AB	Vertical belt inner cover		1	
	5	245.1.002.2AB	Horizontal belt inner cover		1	
	6	462.4.037.8A	Spring washer		2	
	7	60N107335	Screw		3	
	8	60N102510	Screw		3	
	9	60N102511	Screw		3	
	10	147.1.014.1A	Timing lay shaft		1	
	11	882.1.003.1A	Snap ring		1	
	12	0755.29.025	Woodruff key		1	
	13	171.2.020.2B	Timing gears pair		1	
	14	0400.29.040	Lock washer		1	
	15	0124.40.060	Hexagon nut		1	
	16	74172.1008	Woodruff key		2	
	17	713.1.166.1A	Spacer		1	
	18	255.1.004.1A	Timing belt roller		2	
	19	856.1.002.1A	Belt roller separating washer		1	
	20	0797.69.040	Washer		1	
	21	72944.1542	Elastic-stop ring nut		1	
	22	737.4.011.2B	Timing drive toothed belt		2	
	23	451.1.004.2A	Fixed tensioner roller pin		2	
	24	702.5.001.1A	Bearing		4	
	25	451.1.008.1A	Fixed tensioner bush		2	
	26	73503.3380	Circlip		4	

NOTES	NO.	CODE NO.	DESCRIPTION	VALIDITY	Q.TY	
	27	73500.1747	Snap ring		4	
	28	451.1.002.1A	Tensioner eccentric		2	
	29	451.1.001.2A	Movable tensioner roller pin (Horizontal cylinder)		2	
	30	729908FN1	Nut		2	
	31	451.1.007.1A	Movable tensioner roller bush		2	

DRAWING

009

FILTERS AND OIL PUMP




DRAWING

009

FILTERS AND OIL PUMP

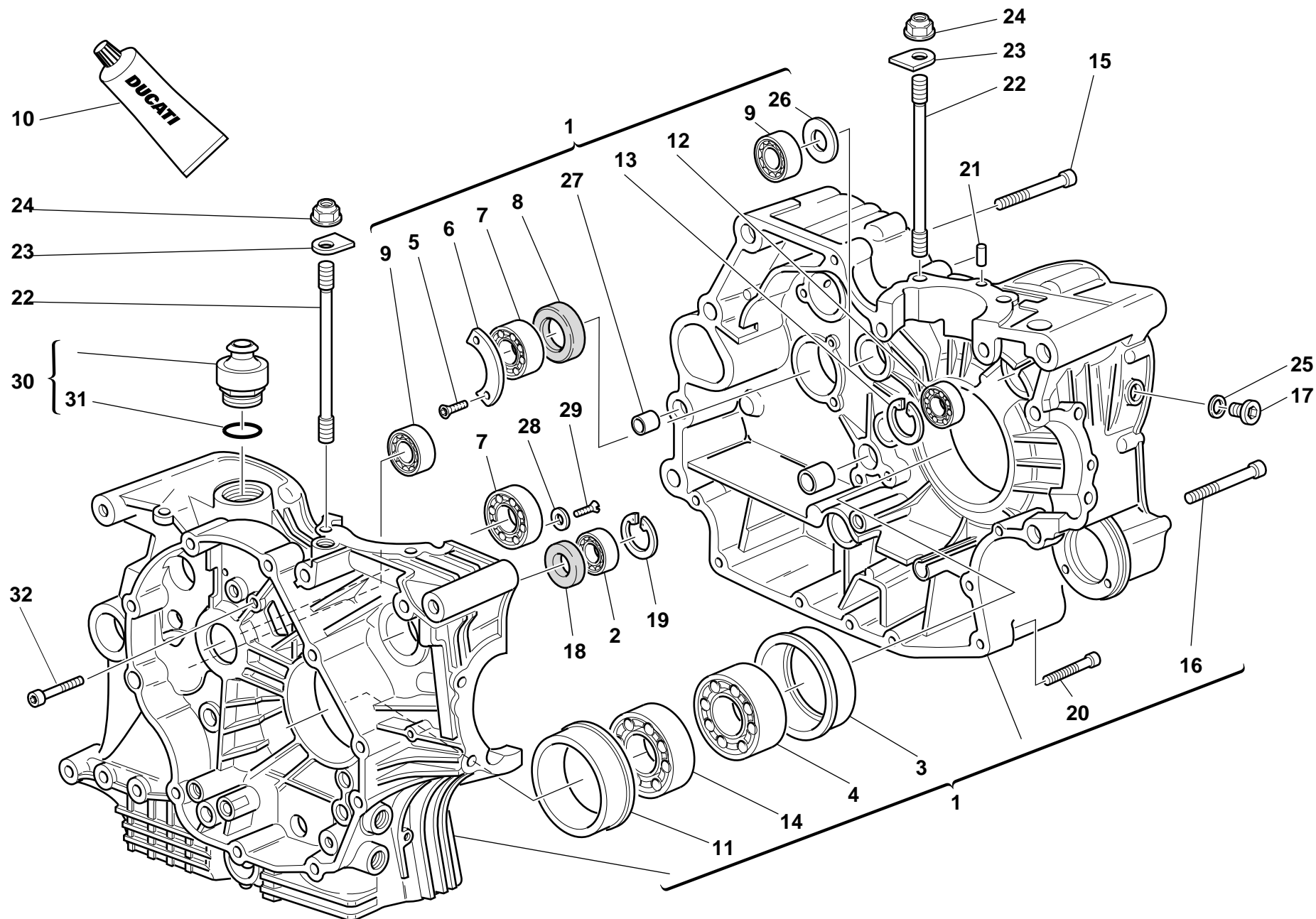
NOTES	NO.	CODE NO.	DESCRIPTION	VALIDITY	Q.TY	
	1	174.2.025.3A	Complete oil pump		1	
	2	247.1.104.1A	Pump cover		1	
	3	779.5.020.1A	Screw		3	
	4	852.1.120.1A	Aluminium gasket		1	
	5	250.2.030.3A	Pump body		1	
	6	779.5.019.1A	Screw		3	
	7	680.1.001.1B	Woodruff key		1	
	8	771.5.129.2B	Screw		2	
	9	462.4.037.8A	Spring washer		2	
	10	60N102510	Screw		1	
	11	462.4.037.6A	Spring washer		1	
	12	174.1.025.1A	Pump drive gear		1	
	13	710.1.001.1A	Bush		1	
	14	780.1.018.1A	Bypass cap		1	
	15	0759.49.280	Locating bush		2	
	16	220.3.208.3A	Gasket		1	
	17	0660.49.053	Oil drain plug with magnet		1	
	18	852.5.005.1A	Gasket		1	
	19	894.2.009.1A	Oil filter		1	
	20	0905.49.960	Oil filter cartridge		1	
	21	0670.49.910	Nipple		1	
	22	93827.0114	O-ring		1	
	23	779.1.198.1A	Cap		1	
	24	76267.0012	Snap ring		1	
	25	73500.1237	Circlip		2	
	26	0670.49.310	Reduction bush		1	

NOTES	NO.	CODE NO.	DESCRIPTION	VALIDITY	Q.TY	
	27	779.1.162.1A	Cap		1	
	28	0150.70.120	Gasket th.2		1	
	29	593.1.018.1A	Bypass valve		1	
	30	799.1.055.1A	Bypass spring		1	
	31	873.1.037.1A	Cap		1	
	32	886.4.037.1A	O-ring		1	
	33	0665.49.365	Cap		1	
	34	420.2.006.4A	Aluminium gasket		2	
	35	815.1.001.1A	Nipple		1	
	36	875.1.018.1A	Oil delivery pipe		1	
	37	787.1.005.1A	Copper gasket		4	
	38	779.1.086.1B	Special screw		2	
	39	420.2.001.0A	Gasket th.1		1	
	40	0665.49.360	Restriction		1	

DRAWING

010

HALF CRANKCASES




DRAWING

010

HALF CRANKCASES

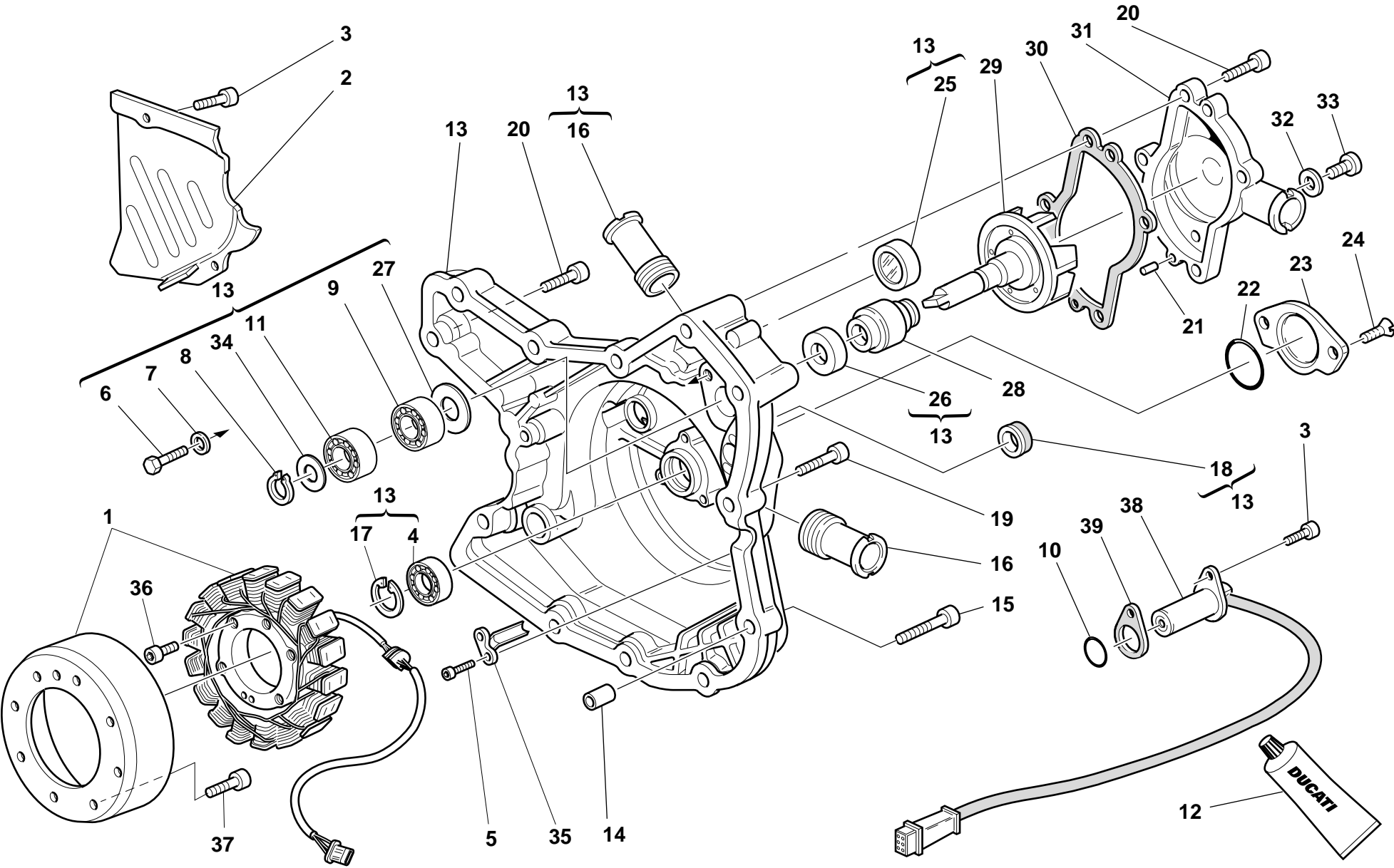
NOTES	NO.	CODE NO.	DESCRIPTION	VALIDITY	Q.TY	
	1	225.2.047.1A	Complete half-crankcases pair		1	
	2	75794.1542	Bearing		1	
	3	710.1.070.1A	Bearing holder bush		1	
	4	75191.3380	Bearing		1	
	5	72094.1616	Screw		2	
	6	826.1.003.1A	Keep plate		1	
	7	702.5.019.1A	Bearing		2	
	8	93783.2552	Seal ring		1	
	9	75791.1747	Bearing		2	
	10	94247.0014	Fluid sealant		1	
	11	710.1.069.1A	Bearing holder bush		1	
	12	702.5.008.1A	Bearing		1	
	13	73503.3380	Circlip		1	
	14	75143.3380	Bearing		1	
	15	771.5.136.2B	Screw		7	
	16	771.5.080.2B	Screw		2	
	17	779.1.026.1A	Screw		1	
	18	93785.1830	Seal ring		1	
	19	73503.3380	Circlip		1	
	20	771.5.072.2B	Screw		7	
	21	0011.52.010	Locating dowel		2	
	22	766.1.001.2B	Stud bolt for fastening head cylinder		8	
	23	856.1.025.1A	Special washer		8	
	24	0670.92.010	Nut		8	
	25	420.2.006.2A	Aluminium gasket		1	
	26	0370.49.250	Washer		1	

NOTES	NO.	CODE NO.	DESCRIPTION	VALIDITY	Q.TY	
	27	711.1.095.1A	Bush		2	
	28	713.1.140.1A	Spacer		2	
	29	60N101079	Screw		2	
	30	593.1.003.1B	Breather valve		1	
	31	93823.3156	O-ring		1	
	32	771.1.010.1A	Screw		2	

DRAWING

011

WATER PUMP - ALTERNATOR COVER




DRAWING

011

WATER PUMP - ALTERNATOR COVER

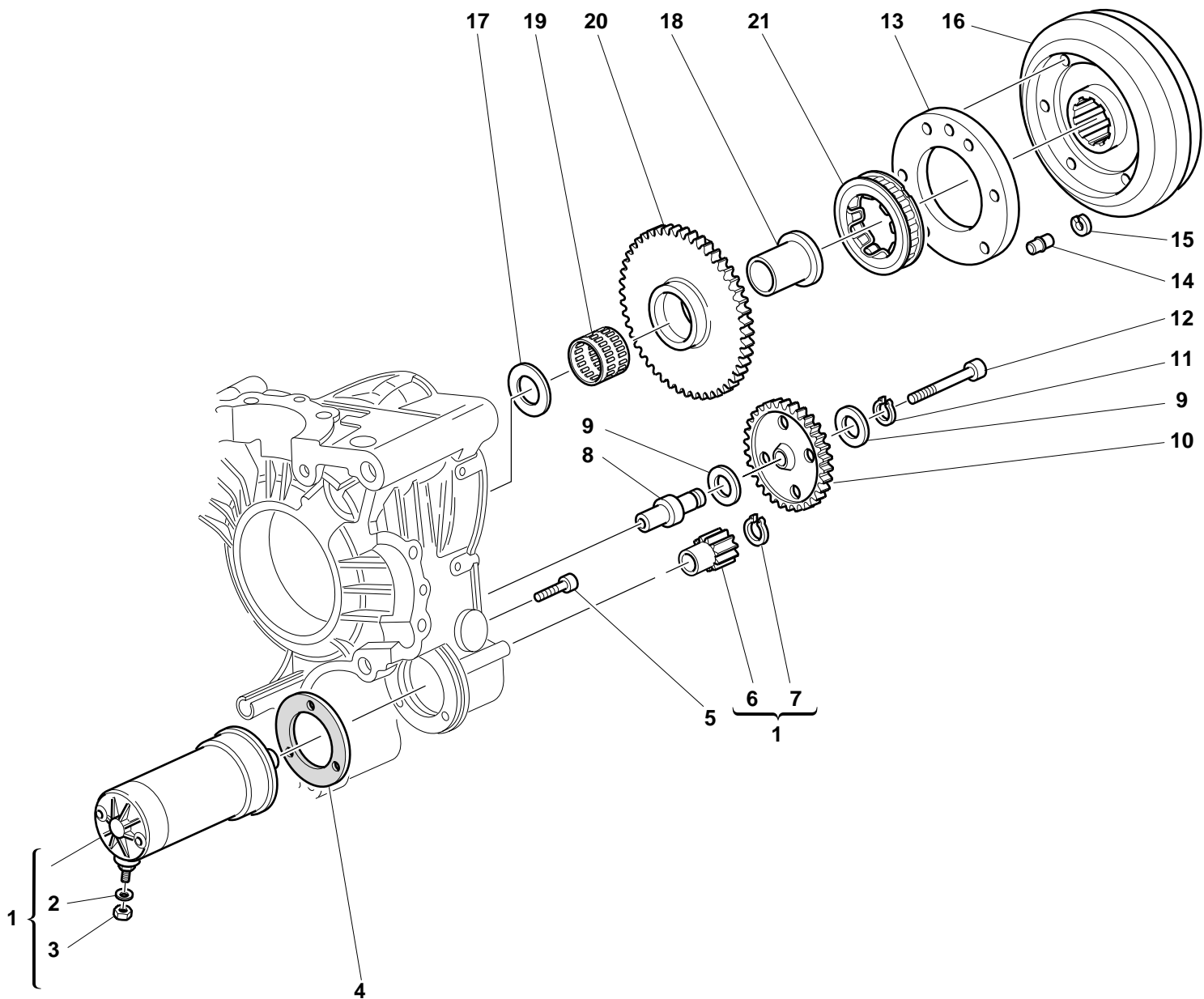
NOTES	NO.	CODE NO.	DESCRIPTION	VALIDITY	Q.TY	
	1	264.4.014.2B	Generator		1	
	2	247.1.083.1AE	Chain cover		1	
	3	60N107335	Screw		3	
	4	702.5.008.1A	Bearing		1	
	5	771.5.040.2B	Screw		2	
	6	60N101079	Screw		2	
	7	462.3.003.8A	Washer		2	
	8	884.5.011.1A	A 10 Ring		1	
	9	702.4.010.1A	Bearing		1	
	10	886.4.003.1A	O-ring		1	
	11	702.4.009.1A	Bearing		1	
	12	94247.0014	Fluid sealant		1	
	13	242.2.038.1BB	Generator cover		1	
	14	0400.49.240	Locating bush		2	
	15	60N102511	Screw		3	
	16	668.1.001.2A	Water pump delivery filler		2	
	17	73503.3380	Circlip		1	
	18	93783.1524	Seal ring		1	
	19	60N102510	Screw		8	
	20	771.5.066.2B	Screw		5	
	21	0011.52.010	Locating dowel		2	
	22	886.4.035.1A	O-ring		1	
	23	247.1.002.1BC	Cover		1	
	24	777.5.049.2C	Screw		2	
	25	254.1.001.1A	Ignition inspection cap		1	
	26	930.5.005.1A	Seal		1	

NOTES	NO.	CODE NO.	DESCRIPTION	VALIDITY	Q.TY	
	27	713.1.128.1B	Spacer		1	
	28	930.5.006.2B	Mechanical seal		1	
	29	251.2.002.5B	Water pump fan		1	
	30	788.1.056.1A	Gasket		1	
	31	247.1.114.1AB	Complete water pump cover		1	
	32	420.2.001.0A	Gasket th.1		1	
	33	780.5.001.1A	Cap		1	
	34	852.1.114.1A	Washer		1	
	35	830.1.144.1A	Bracket		1	
	36	771.5.073.2B	Screw		3	
	37	771.4.006.1A	Screw		8	
	38	552.4.020.1A	Sensor		1	
	39	788.1.066.1AA	Gasket th.0,6		1	
	39	788.1.066.1AB	Gasket th.0,8		1	
	39	788.1.066.1AC	Gasket th.1,0		1	

DRAWING

012


ELECTRIC STARTER AND IGNITION



DRAWING

012

ELECTRIC STARTER AND IGNITION

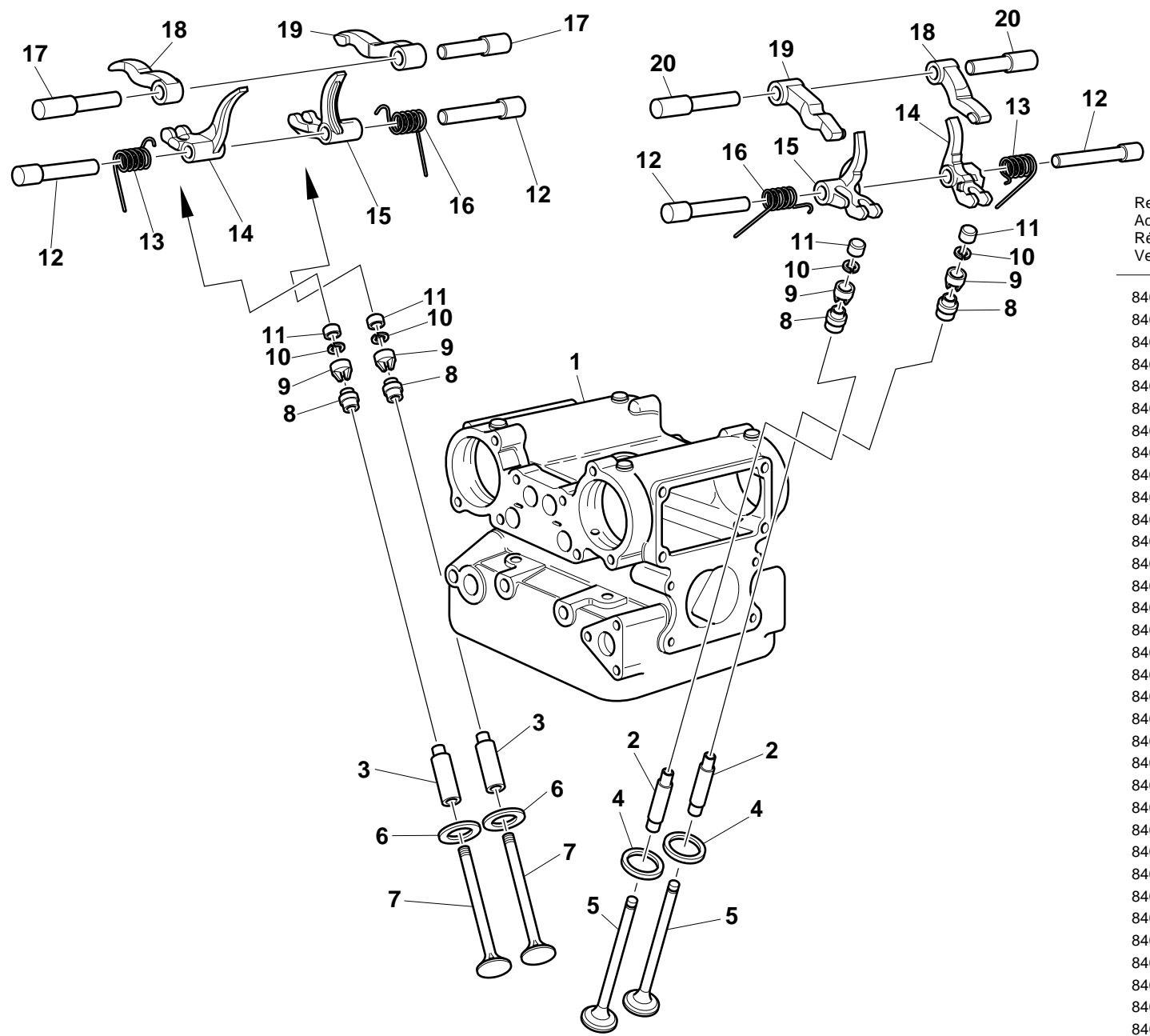
NOTES	NO.	CODE NO.	DESCRIPTION	VALIDITY	Q.TY	
	1	270.4.001.1A	Complete starter motor (8-9 included)		1	
	2	734006N01	Spring washer		1	
	3	417.9.050.6A	Nut		1	
	4	788.1.054.1A	Starter motor gasket		1	
	5	60N102510	Screw		3	
	6	176.1.001.1A	Starter motor sprocket		1	
	7	73500.1237	Circlip		1	
	8	0660.50.020	Intermediate gear pin		1	
	9	0124.40.050	Washer		2	
	10	176.1.009.1A	Intermediate gear assembly		1	
	11	73500.1440	Circlip		1	
	12	771.5.078.2B	Screw		1	
	13	160.1.057.1A	Flange		1	
	14	863.1.002.1A	Locating pin		1	
	15	0647.29.040	Check ring		1	
	16	276.1.025.1B	Ignition flywheel		1	
	17	0619.50.065	Washer		1	
	18	881.1.010.1C	Inner ring		1	
	19	701.4.003.1A	Needle bearing		1	
	20	173.1.012.1A	Electric starter driven gear		1	
	21	701.4.007.1A	Starter clutch		1	

NOTES	NO.	CODE NO.	DESCRIPTION	VALIDITY	Q.TY	
-------	-----	----------	-------------	----------	------	---

DRAWING

013

HEAD: TIMING





11 Registro bilanc. apertura Adjustment Réglage Ventilkäppchen		9 Registro bilanc. chiusura Adjustment Réglage Ventilkäppchen	
840.1.031.1A—	1,8	840.1.051.1B—	2,7
840.1.032.1A—	1,85	840.1.052.1B—	2,75
840.1.033.1A—	1,9	840.1.053.1B—	2,8
840.1.034.1A—	1,95	840.1.054.1B—	2,85
840.1.001.1A—	2	840.1.055.1B—	2,9
840.1.002.1A—	2,05	840.1.056.1B—	2,95
840.1.003.1A—	2,1	840.1.057.1B—	3
840.1.004.1A—	2,15	840.1.058.1B—	3,05
840.1.005.1A—	2,2	840.1.059.1B—	3,1
840.1.006.1A—	2,25	840.1.060.1B—	3,15
840.1.007.1A—	2,3	840.1.061.1B—	3,2
840.1.008.1A—	2,35	840.1.062.1B—	3,25
840.1.009.1A—	2,4	840.1.063.1B—	3,3
840.1.010.1A—	2,45	840.1.064.1B—	3,35
840.1.011.1A—	2,5	840.1.065.1B—	3,4
840.1.012.1A—	2,55	840.1.066.1B—	3,45
840.1.013.1A—	2,6	840.1.067.1B—	3,5
840.1.014.1A—	2,65	840.1.068.1B—	3,55
840.1.015.1A—	2,7	840.1.069.1B—	3,6
840.1.016.1A—	2,75	840.1.070.1B—	3,65
840.1.017.1A—	2,8	840.1.071.1B—	3,7
840.1.018.1A—	2,85		
840.1.019.1A—	2,9		
840.1.020.1A—	2,95		
840.1.021.1A—	3		
840.1.022.1A—	3,05		
840.1.023.1A—	3,1		
840.1.024.1A—	3,15		
840.1.025.1A—	3,2		
840.1.026.1A—	3,25		
840.1.027.1A—	3,3		
840.1.028.1A—	3,35		
840.1.029.1A—	3,4		
840.1.0301A—	3,45		

DRAWING

013

HEAD: TIMING

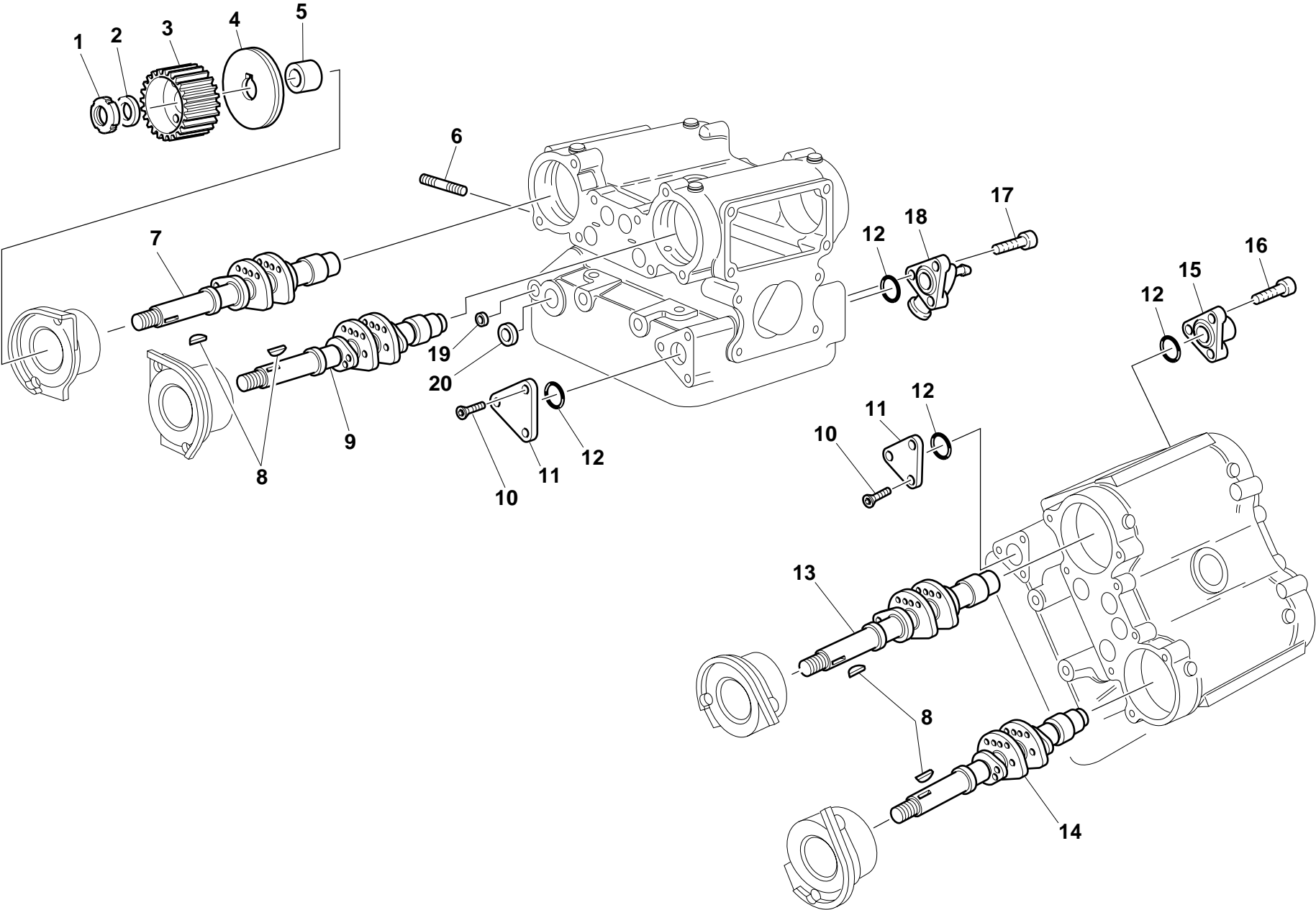
NOTES	NO.	CODE NO.	DESCRIPTION	VALIDITY	Q.TY	
	1	301.2.060.1A	Head (2,3,4,6 included)		2	
	2	303.1.001.2A	Intake valve cast iron guide		4	
	2	303.1.001.2AB	Oversize valve guide 0.03		4	
	2	303.1.001.2AC	Oversize valve guide 0.06		4	
	2	303.1.001.2AD	Oversize valve guide 0.09		4	
	3	303.1.002.1A	Exhaust valve bronze guide		4	
	3	303.1.002.1AB	Oversize valve guide 0.03		4	
	3	303.1.002.1AC	Oversize valve guide 0.06		4	
	3	303.1.002.1AD	Oversize valve guide 0.09		4	
	4	304.1.001.3B	Intake valve seat		4	
	4	304.1.001.3BB	Oversize intake valve seat 0.03		4	
	4	304.1.001.3BC	Oversize intake valve seat 0.06		4	
	5	210.1.018.2A	Intake valve		4	
	6	304.1.002.2B	Exhaust valve seat		4	
	6	304.1.002.2BB	Oversize exhaust valve seat 0.03		4	
	6	304.1.002.2BC	Oversize exhaust valve seat 0.06		4	
	7	211.1.020.2A	Exhaust valve		4	
	8	764.1.002.1A	Valve seal		8	
	9		See table		8	
	10	669.1.001.1E	Split rings		16	
	11		See table		8	
	12	821.1.004.1A	Closing rocker shaft		8	
	13	799.1.015.1A	L.H. valve return spring		4	
	14	209.1.002.5A	L.H. Closing rocker		4	
	15	209.1.001.5A	R.H. Closing rocker		4	
	16	799.1.014.1A	R.H. valve return spring		4	

NOTES	NO.	CODE NO.	DESCRIPTION	VALIDITY	Q.TY	
	17	821.1.003.1A	Exhaust opening rocker shaft		4	
	18	208.1.002.5A	L.H. Opening rocker		4	
	19	208.1.001.5A	R.H. Opening rocker		4	
	20	821.1.002.1A	Intake opening rocker shaft		4	

DRAWING

014


HEAD



DRAWING

014

HEAD

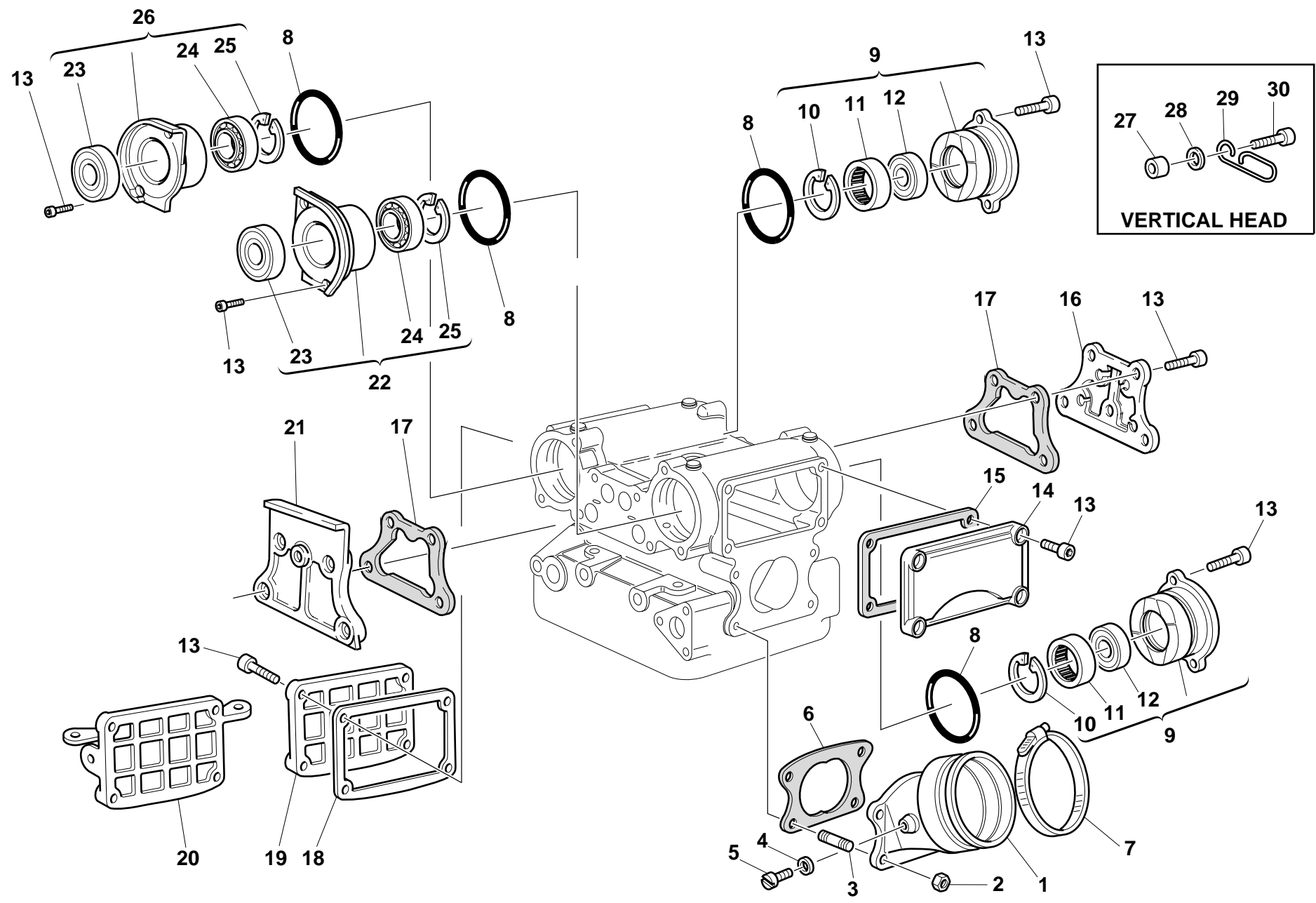
NOTES	NO.	CODE NO.	DESCRIPTION	VALIDITY	Q.TY	
	1	72944.1542	Elastic-stop ring nut		4	
	2	0797.69.040	Washer		4	
	3	255.1.004.1A	Timing belt roller		4	
	4	856.1.002.1A	Belt roller separating washer		4	
	5	713.1.007.1A	Belt roller spacer		4	
	6	766.4.012.1A	Stud bolt		6	
	7	148.1.002.1A	Vertical exhaust camshaft		1	
	8	74172.1008	Woodruff key		4	
	9	148.1.001.1A	Vertical intake camshaft		1	
	10	70780.6516	Screw		6	
	11	247.1.020.1AB	Cover		2	
	12	93823.2087	O-ring		4	
	13	148.1.035.1A	Horizontal intake camshaft		1	
	14	148.1.004.1A	Horizontal exhaust camshaft		1	
	15	814.1.036.1AB	Water outlet union		1	
	16	60N102509	Screw		3	
	17	60N107335	Screw		3	
	18	814.1.038.1AB	Water outlet union		1	
	19	873.1.004.1A	Cap		4	
	20	873.1.001.1A	Cap		4	

NOTES	NO.	CODE NO.	DESCRIPTION	VALIDITY	Q.TY	
-------	-----	----------	-------------	----------	------	---

DRAWING

015

COLLECTORS AND HEAD COVERS




DRAWING

015

COLLECTORS AND HEAD COVERS

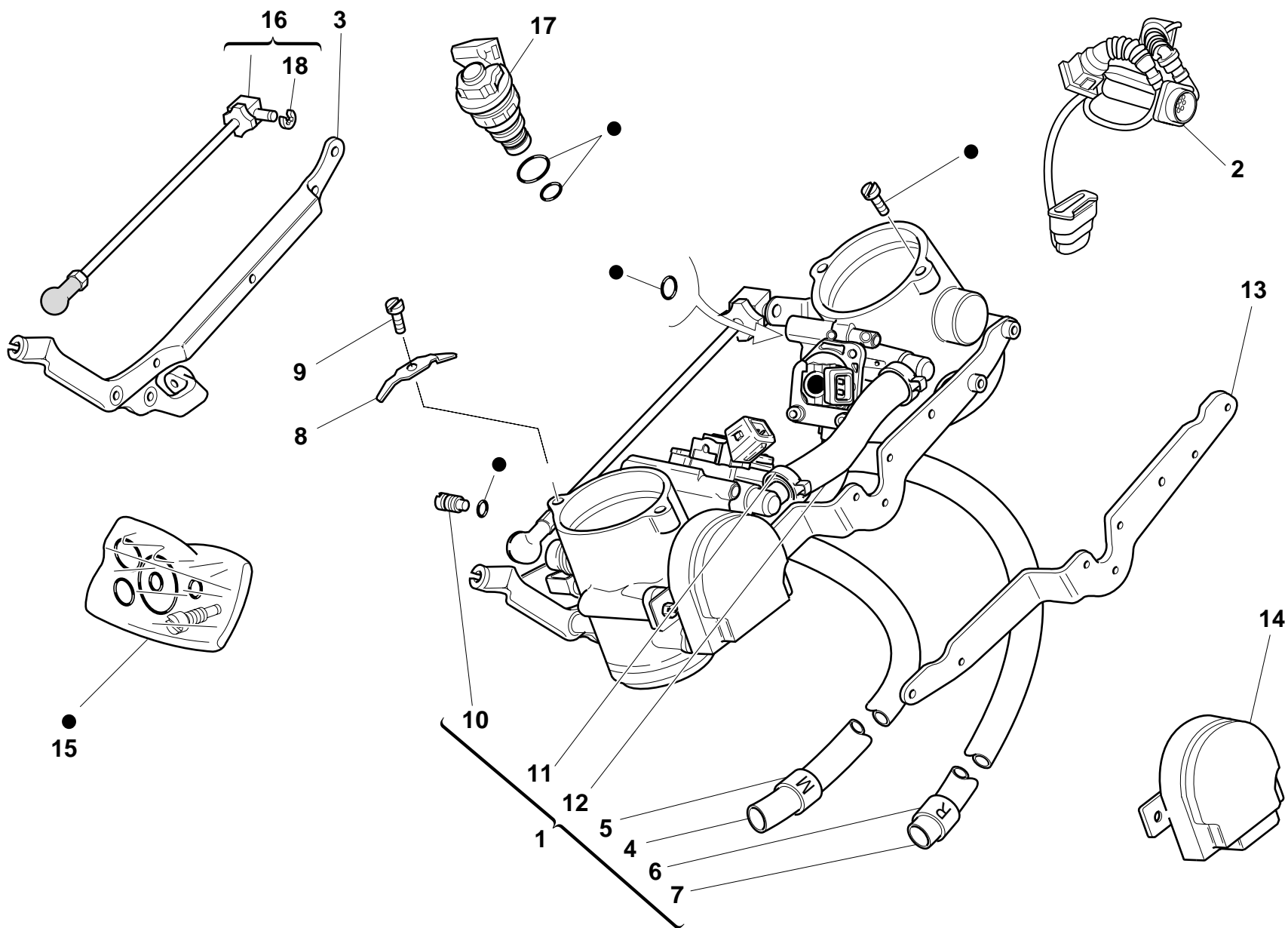
NOTES	NO.	CODE NO.	DESCRIPTION	VALIDITY	Q.TY	
	1	140.1.011.2A	Intake manifold		2	
	2	8000.44240	Nut		8	
	3	766.4.012.1A	Stud bolt		8	
	4	0250.70.223	Aluminium gasket		4	
	5	776.5.032.2A	Screw		4	
	6	788.1.002.2A	Intake duct gasket		2	
	7	741.4.060.1A	Clamp		2	
	8	886.4.001.1A	O-Ring		8	
	9	235.2.002.1AB	Complete cap tachometer side		4	
	10	73503.3380	Circlip		4	
	11	75794.1542	Bearing		4	
	12	93783.1730	Seal ring		4	
	13	60N107335	Screw		47	
	14	240.1.001.1AB	Intake valve cover		2	
	15	788.1.007.3A	Intake valves cover gasket		2	
	16	247.1.005.3AB	Contral cover tachometer side		2	
	17	788.1.010.4A	Central cover gasket		4	
	18	788.1.008.3A	Exhaust valves cover gasket		2	
	19	240.1.002.1AB	Exhaust valve cover		1	
	20	240.1.011.1AA	Exhaust valve cover		1	
	21	247.1.006.2AB	Central cover timing side		2	
	22	235.2.003.1AB	Complete cap timing side		2	
	23	0204.70.105	Seal ring		4	
	24	75120.1747	Bearing		4	
	25	73503.3683	Circlip		4	
	26	235.2.004.1AB	Complete cap timing side		2	

NOTES	NO.	CODE NO.	DESCRIPTION	VALIDITY	Q.TY	
	27	0675.49.540	Spacer		1	
	28	734306N01	Washer		1	
	29	829.1.187.1A	Guide ring		1	
	30	60N102510	Screw		1	

DRAWING

016


THROTTLE BODY



DRAWING

016

THROTTLE BODY

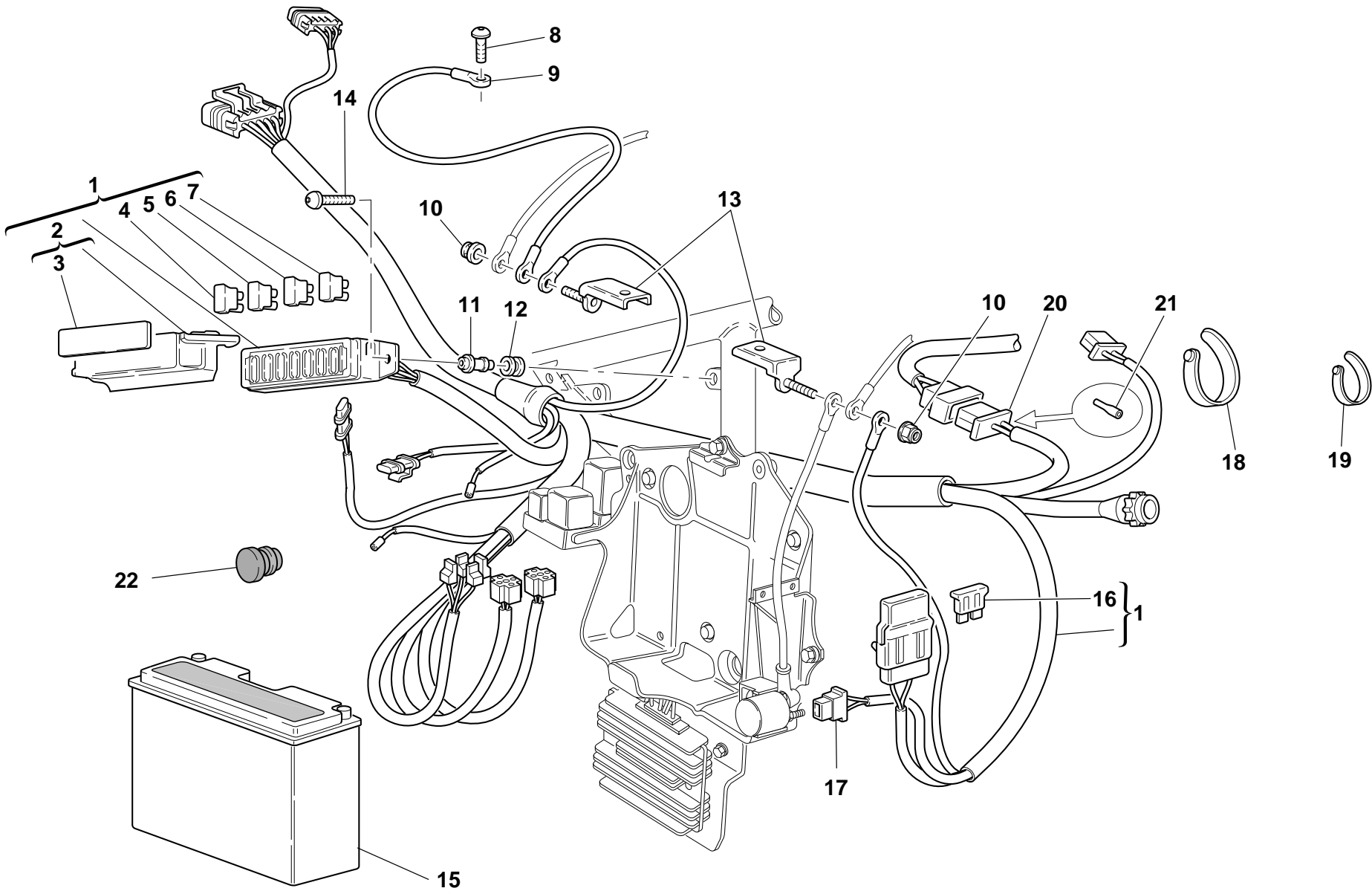
NOTES	NO.	CODE NO.	DESCRIPTION	VALIDITY	Q.TY	
	1	282.4.012.2A	Throttle body		1	
	2	510.1.079.1A	Throttle body wiring		1	
	3	830.1.090.1A	Bracket		1	
	4	590.1.084.1A	Tube		1	
	5	741.4.040.1A	Clamp "M"		1	
	6	741.4.041.1A	Clamp "R"		1	
	7	590.1.082.1A	Fuel pipe		1	
	8	799.1.052.2A	Spring		4	
	9	470412	Screw		4	
	10	287.4.028.1A	Bypass adjusting screw		1	
	11	287.4.024.1B	Clamp		4	
	12	590.1.096.1A	Tube		1	
	13	830.1.121.1A	Connector holder		1	
	14	284.4.001.1B	Potentiometer PF09/04		1	
	15	287.4.029.1A	Repair kit		1	
	16	287.4.027.1B	Tie rod		1	
	17	280.4.005.1A	Injector		2	
	18	884.5.010.1A	Circlip		1	

NOTES	NO.	CODE NO.	DESCRIPTION	VALIDITY	Q.TY	
-------	-----	----------	-------------	----------	------	---

DRAWING

017


ELECTRIC SYSTEM



DRAWING

017

ELECTRIC SYSTEM

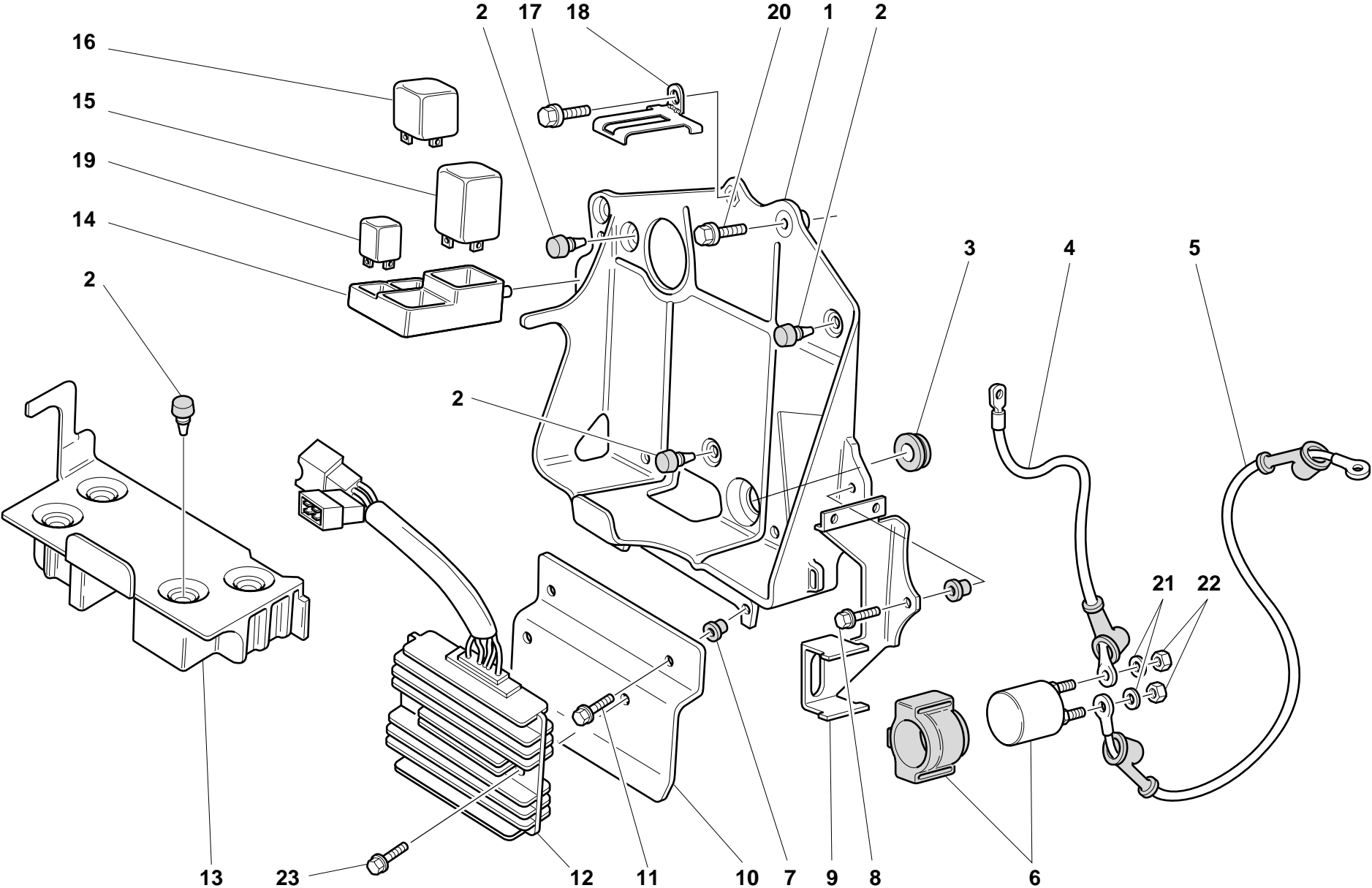
NOTES	NO.	CODE NO.	DESCRIPTION	VALIDITY	Q.TY	
	1	510.1.148.1A	Electric wiring		1	
	2	246.1.058.1A	Cover		1	
	3	433.1.205.1A	Sticker schema fusibili		1	
	4	389.4.006.1A	Fuse 3A		2	
	5	389.4.007.1A	Fuse 7.5A		3	
	6	389.4.008.1A	Fuse 15A		2	
	7	389.4.010.1A	Fuse 30A		1	
	8	775.1.006.1A	Special screw		1	
	9	513.1.008.2D	Battery grounding cable		1	
	10	8000.56443	Nut		2	
	11	821.1.054.1A	Pin		2	
	12	0797.72.068	Vibration damper pad		2	
	13	827.1.077.1A	Plate		2	
	14	779.1.088.1A	Screw		2	
	15	395.4.013.1A	Battery		1	
	16	389.4.014.1A	Fuse 40A		1	
	17	0000.56803	Connector		1	
	18	741.1.013.1A	Clamp		6	
	19	8000.53724	Clamp		8	
	20	8000.66526	Connector		1	
	21	0000.66527	End section		4	
	22	872.1.026.1A	Cap		1	

NOTES	NO.	CODE NO.	DESCRIPTION	VALIDITY	Q.TY	
-------	-----	----------	-------------	----------	------	---

DRAWING


017.1

ELECTRIC SYSTEM



DRAWING

017.1 ELECTRIC SYSTEM

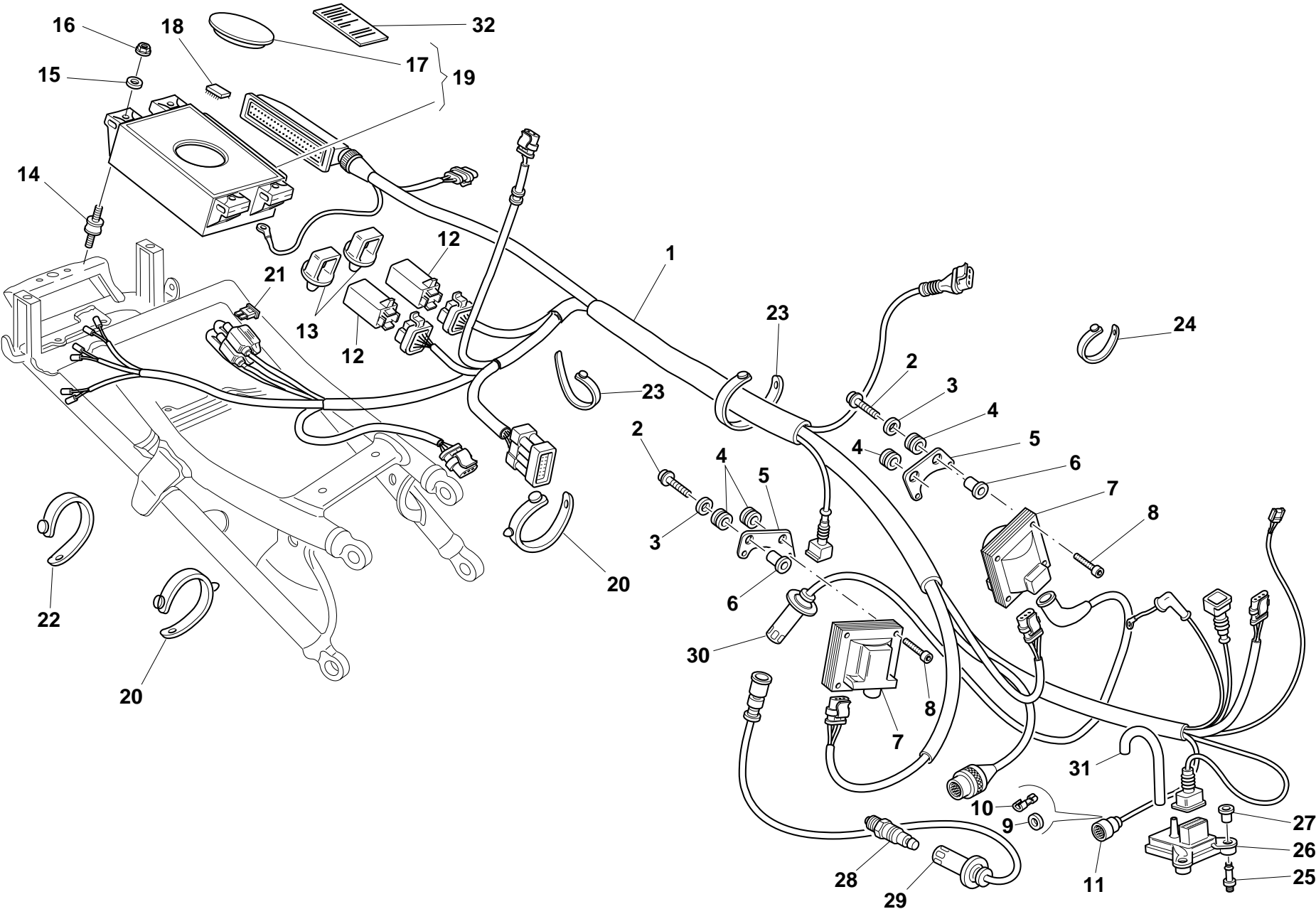
NOTES	NO.	CODE NO.	DESCRIPTION	VALIDITY	Q.TY	
	1	829.1.095.3A	Battery box mount		1	
	2	8000.66308	Vibration damper pad		8	
	3	0797.72.068	Vibration damper pad		1	
	4	514.1.016.2A	Battery-solenoid starter cable		1	
	5	514.1.017.2A	Solenoid starter-starter motor cable		1	
	6	397.4.001.1A	Remote switch		1	
	7	0364.99.020	Bush		3	
	8	8000.62726	Screw		2	
	9	827.1.071.1A	Plate		1	
	10	827.1.156.1A	Plate		1	
	11	8000.62729	Screw		2	
	12	540.4.011.1C	Regulator		1	
	13	829.1.270.1A	Holder		1	
	14	829.1.094.1D	Holder		1	
	15	538.4.005.1A	Flashing device		1	
	16	287.4.014.1A	Relay		1	
	17	772.5.025.1A	Screw		1	
	18	827.1.195.1A	Plate		1	
	19	541.4.003.1A	Relay		2	
	20	8000.62726	Screw		1	
	21	462.4.037.6A	Spring washer		2	
	22	417.9.050.6A	Nut		2	
	23	772.5.023.1A	Screw		2	

NOTES	NO.	CODE NO.	DESCRIPTION	VALIDITY	Q.TY	
-------	-----	----------	-------------	----------	------	---

DRAWING

018


INJECTION SYSTEM




DRAWING

018

INJECTION SYSTEM

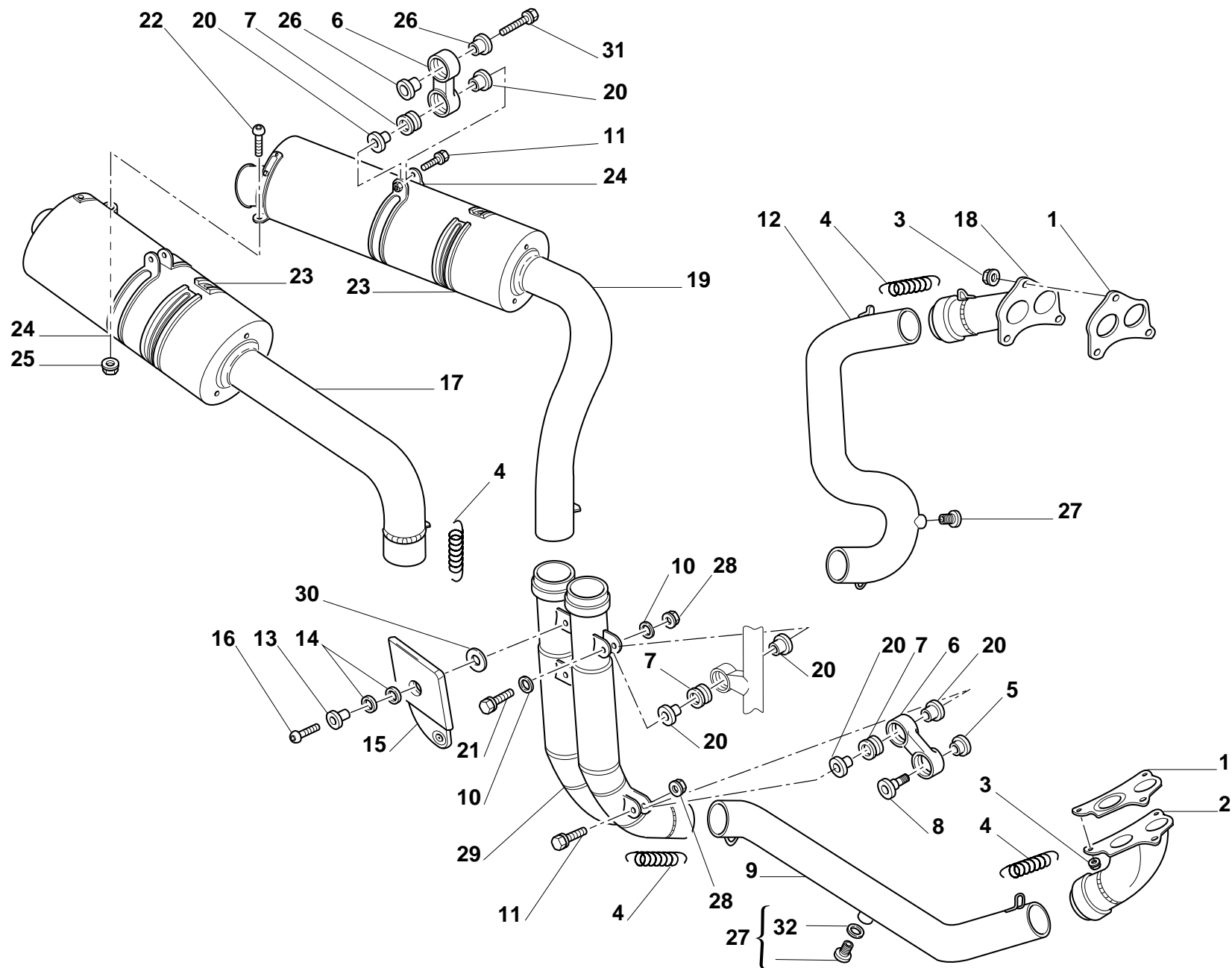
NOTES	NO.	CODE NO.	DESCRIPTION	VALIDITY	Q.TY	
	1	510.1.111.1B	Injection wiring		1	
	2	772.5.024.1A	Screw		2	
	3	8000.56359	Washer		2	
	4	0797.72.068	Vibration damper pad		4	
	5	829.1.096.1A	Holder		2	
	6	0000.44099	Spacer		2	
	7	285.4.003.1A	Coil		2	
	8	771.5.025.2B	Screw		4	
	9	764.4.005.1A	Rubber pad		1	
	10	387.4.002.1A	End section		2	
	11	386.4.006.1A	Connector		1	
	12	287.4.040.2A	Relay		2	
	13	829.1.127.1A	Holder		2	
	14	700.1.023.2A	Vibration damper		4	
	15	80A0.06385	Washer		4	
	16	8000.37901	Nut		4	
	17	872.4.018.1A	Rubber cap		1	
	18	546.1.084.1A	EPROM		1	
	19	286.4.037.1A	Injection control unit		1	
	20	741.1.010.1A	Clamp		2	
	21	389.4.013.1A	Fuse 20A		1	
	21	389.4.015.1A	Fuse 5A		1	
	22	741.1.012.1A	Clamp		5	
	23	741.1.013.1A	Clamp		7	
	24	8000.53724	Clamp		2	
	25	832.1.012.1A	Pin		3	

NOTES	NO.	CODE NO.	DESCRIPTION	VALIDITY	Q.TY	
	26	552.4.002.1A	Pressure sensor		1	
	27	764.1.016.1A	Vibration damper pad		3	
	28	670.4.012.1A	Spark plug		2	
	29	671.1.001.1A	Head spark plug wiring		1	
	30	671.1.002.1A	Head spark plug wiring		1	
	31	877.1.040.1A	Tube		1	
	32	433.1.179.1A	Plate "NON RIMUOVERE"		1	

DRAWING

019

EXHAUST SYSTEM




DRAWING

019

EXHAUST SYSTEM

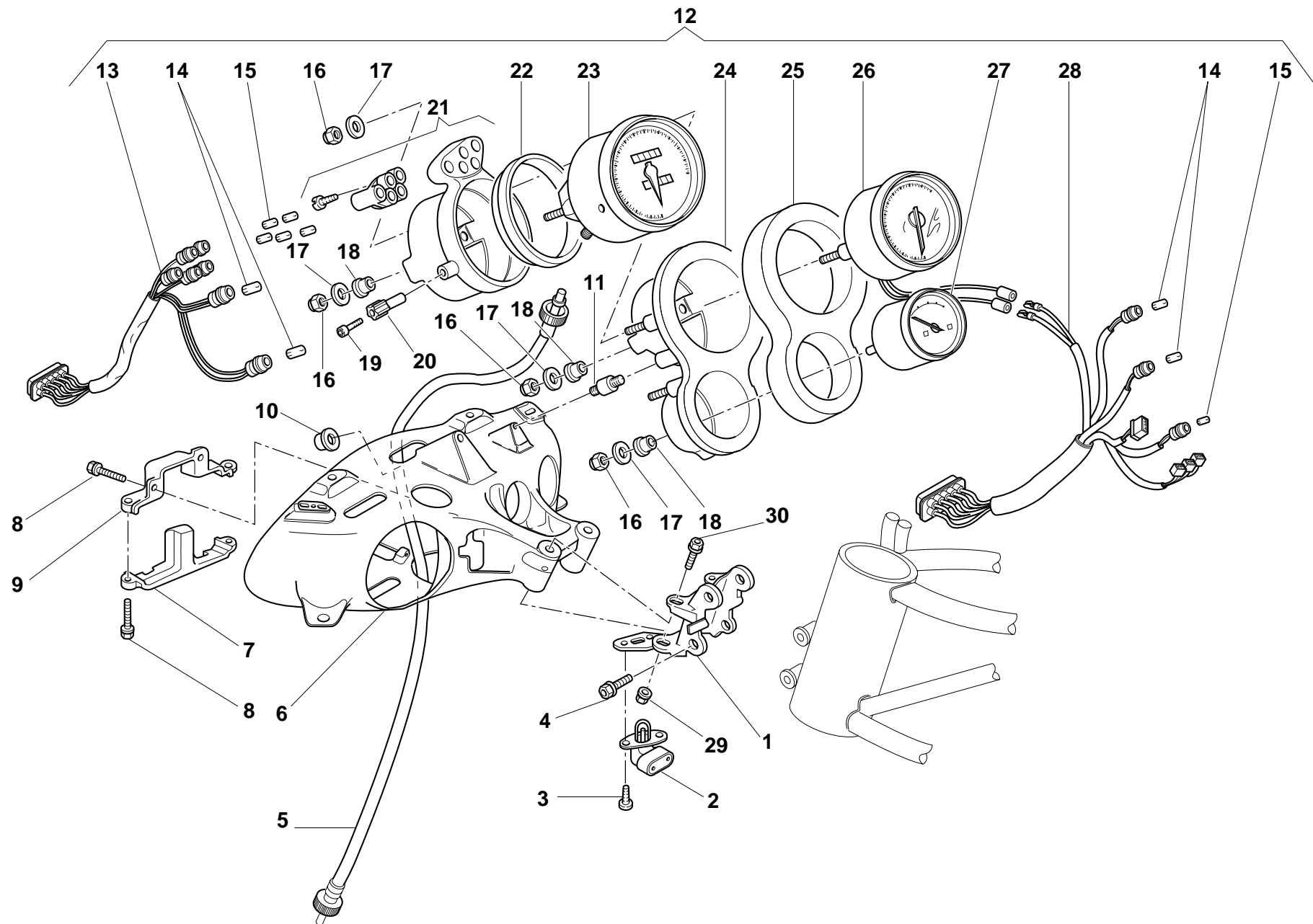
NOTES	NO.	CODE NO.	DESCRIPTION	VALIDITY	Q.TY	
	1	790.1.001.2A	Exhaust gasket		1	
	2	160.1.043.2A	Exhaust manifold		1	
	3	748.1.024.1A	Nut		6	
	4	799.1.048.1A	Spring		6	
	5	710.1.027.1A	Spacer		1	
	6	80A0.62649	Holder		3	
	7	764.1.024.1A	Vibration damper pad		4	
	8	779.1.085.1A	Screw		1	
	9	570.1.022.2A	Horizontal head exhaust pipe		1	
	10	8000.56359	Washer		2	
	11	8000.62729	Screw		3	
	12	571.1.022.2A	Vertical head exhaust pipe		1	
	13	0000.44099	Spacer		2	
	14	852.1.072.1A	Washer		4	
	15	247.1.087.1A	Protection		1	
	16	0000.55698	Screw		2	
	17	573.1.039.4A	R.H. silencer		1	
	18	160.1.044.2A	Exhaust manifold		1	
	19	574.1.039.4A	L.H. silencer		1	
	20	713.1.082.1A	Spacer		8	
	21	0000.62730	Screw		1	
	22	779.1.009.1A	Screw		1	
	23	788.1.048.1A	Gasket		2	
	24	576.1.036.1A	Clamp		2	
	25	8000.56443	Nut		1	
	26	716.1.029.2A	Spacer		4	

NOTES	NO.	CODE NO.	DESCRIPTION	VALIDITY	Q.TY	
	27	780.1.007.1A	Cap		2	
	28	8000.44240	Nut		2	
	29	570.1.030.2A	Exhaust pipe		1	
	30	856.1.023.1A	Washer		2	
	31	772.5.023.1A	Screw		2	
	32	420.2.001.0A	Gasket th.1		2	

DRAWING

020

INSTRUMENT PANEL




DRAWING

020

INSTRUMENT PANEL

NOTES	NO.	CODE NO.	DESCRIPTION	VALIDITY	Q.TY	
	1	829.1.140.1A	Front connection		1	
	2	552.4.012.1A	Air temperature sensor		1	
	3	72276.0686	Screw		2	
	4	8B00.67545	Screw		4	
	5	403.1.007.1A	Speedometer transmission		1	
	6	829.1.112.1AC	Headlight holder		1	
	7	829.1.118.1A	Holder		1	
	8	771.5.639.2B	Screw		4	
	9	829.1.117.1A	Holder		1	
	10	8000.42278	Nut		3	
	11	8000.56752	Rubber pad		3	
	12	400.2.015.1B	Complete instrument panel (speedometer - miles)		1	
	13	510.1.061.1A	Wiring		1	
	14	0000.56750	Warning lamp bulb12V-2.1W		4	
	15	8000.20602	Warning lamp bulb12V-1.2W		6	
	16	8000.56748	Nut		7	
	17	8000.56747	Washer		7	
	18	408.1.010.1A	Rubber pad		5	
	19	776.4.002.1A	Screw		1	
	20	8000.56742	Grip		1	
	21	407.4.001.1B	Speedometer holder		1	
	22	8000.56741	Gasket		1	
	23	401.4.031.1A	Speedometer (miles)		1	
	24	0000.78348	Tachometer holder		1	
	25	8000.77936	Vibration damper sponge		1	
	26	402.4.012.1A	Tachometer		1	


NOTES	NO.	CODE NO.	DESCRIPTION	VALIDITY	Q.TY	
	27	404.4.007.1A	Water thermometer (°F)		1	
	28	510.1.070.1A	Instrument panel wiring		1	
	29	763106N01	El-stop nut		2	
	30	772.5.021.1A	Screw		2	




DRAWING

021

FRONT HEAD-LIGHT

NOTES	NO.	CODE NO.	DESCRIPTION	VALIDITY	Q.TY	
	1	520.4.004.3B	Complete headlight		1	
	2	771.5.667.2B	Screw		2	
	3	0000.79673	Bulb		1	
	4	8000.36726	Bulb		2	
	5	521.4.010.1A	Cover gasket		1	
	6	521.4.007.1A	Cover		1	
	7	521.4.008.1A	Headlight cover		1	
	8	771.5.672.2B	Screw		1	
	9	700.1.020.1A	Vibration damper		2	
	10	0000.79672	Bulb		1	
	11	521.4.009.1A	Headlight cover		1	
	12	8000.36230	Bulb		1	
	13	510.1.082.1A	Electric wiring		1	
	14	771.5.639.2B	Screw		2	
	15	827.1.089.1A	R.H. plate		1	
	16	799.1.064.1A	Spring		1	
	17	827.1.090.1A	L.H. plate		1	
	18	510.1.060.2D	Electric wiring		1	
	19	827.1.095.1A	Plate		1	
	20	772.5.025.1A	Screw		1	
	21	516.4.001.1AB	Horn (BLACK)		1	
	22	716.1.028.1A	Spacer		1	
	23	8000.62726	Screw		2	
	24	0797.72.068	Vibration damper pad		2	
	25	741.1.012.1A	Clamp		1	
	26	8000.53724	Clamp		2	


NOTES	NO.	CODE NO.	DESCRIPTION	VALIDITY	Q.TY	
	27	8000.74505	Turn indicator		1	
	28	8000.74504	Turn indicator		1	
	29	8000.74507	Cup		2	
	30	827.1.181.1A	Plate		1	
	31	829.1.190.1A	Rubber holder		2	
	32	541.4.003.1A	Relay		2	

DRAWING

022

FRONT FORK

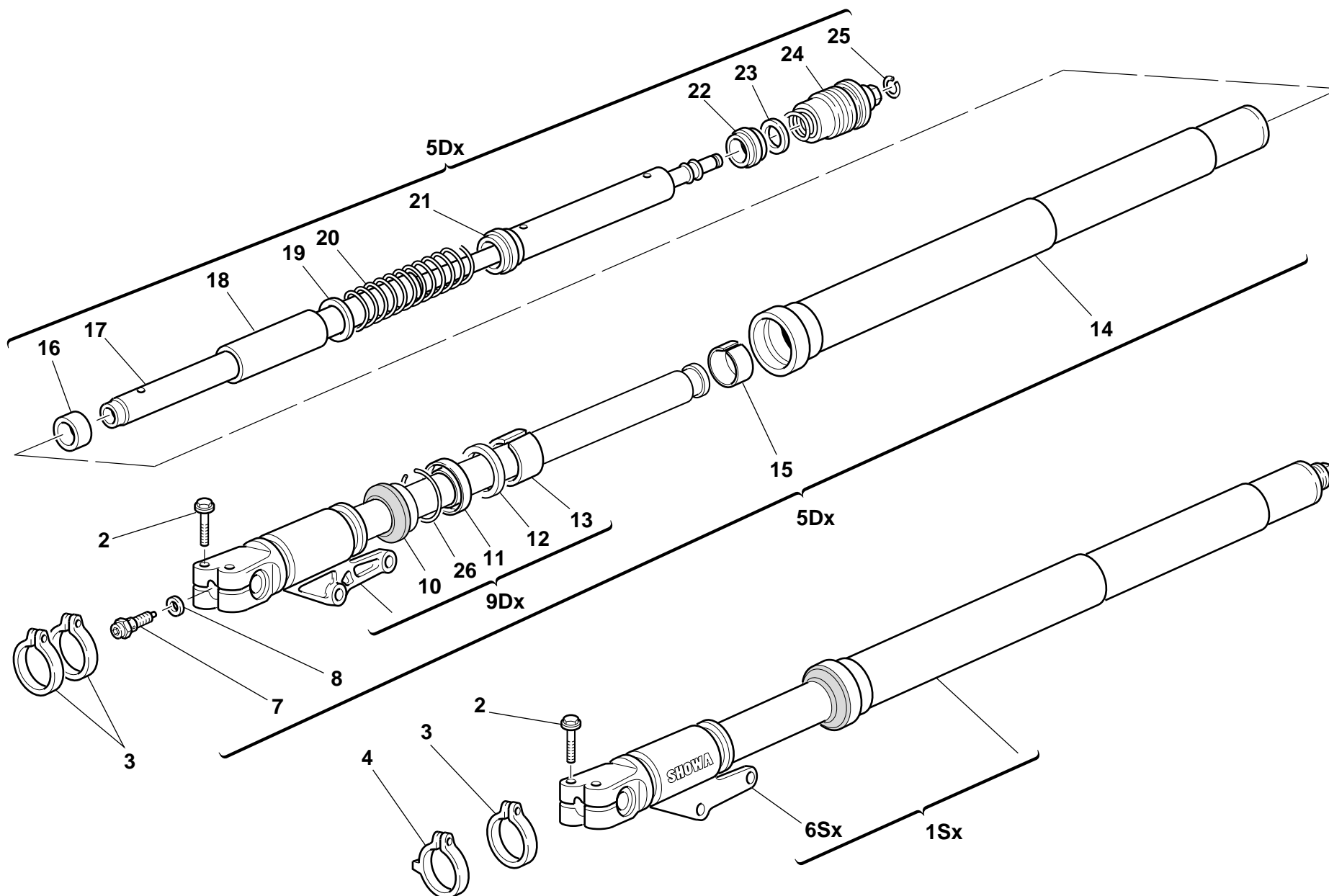
NOTES	NO.	CODE NO.	DESCRIPTION	VALIDITY	Q.TY	
	1	342.2.028.1A	Steering head base assembly		1	
	2	930.1.004.1A	Seal ring		2	
	3	702.4.004.1A	Bearing		2	
	4	734406N01	Washer		1	
	5	654.2.002.1A	Throttle control		1	
	6	656.2.012.1A	Grips pair		1	
	7	360.2.030.1A	L.H. handlebar		1	
	8	651.4.008.1A	L.H. switch		1	
	9	93823.2037	O-ring		1	
	10	652.4.004.3A	Key-operated switch		1	
	11	772.5.024.1A	Screw		2	
	12	360.2.031.1A	R.H. handlebar		1	
	13	852.1.103.1A	Washer		1	
	14	417.9.030.8A	Nut		2	
	15	779.1.099.1A	Special screw		2	
	16	60N102557	Screw		4	
	17	703.1.013.1A	Ring nut		1	
	18	716.1.049.1A	Spacer		1	
	19	771.5.664.2B	Screw		3	
	20	829.2.079.1B	Holder		1	
	21	364.4.003.1A	Steering damper		1	
	22	848.2.001.1B	End section		1	
	23	341.1.011.1A	Steering head		1	
	24	872.1.015.1A	Cap		2	
	25	771.5.669.2B	Screw		6	
	26	771.5.667.2B	Screw		2	

NOTES	NO.	CODE NO.	DESCRIPTION	VALIDITY	Q.TY	
	27	650.4.006.2A	R.H. switch		1	
	28	656.1.013.2A	Throttle control transmission		1	
	29	772.5.023.1A	Screw		2	
	30	8000.66774	Screw		2	
	31	658.4.002.1A	Cover		1	
	32	598.4.011.3A	Wrench		1	
	33	872.1.011.1A	Cap		2	
	34	771.5.725.2B	Screw		3	

DRAWING

022.1

FRONT FORK



DRAWING

022.1

FRONT FORK

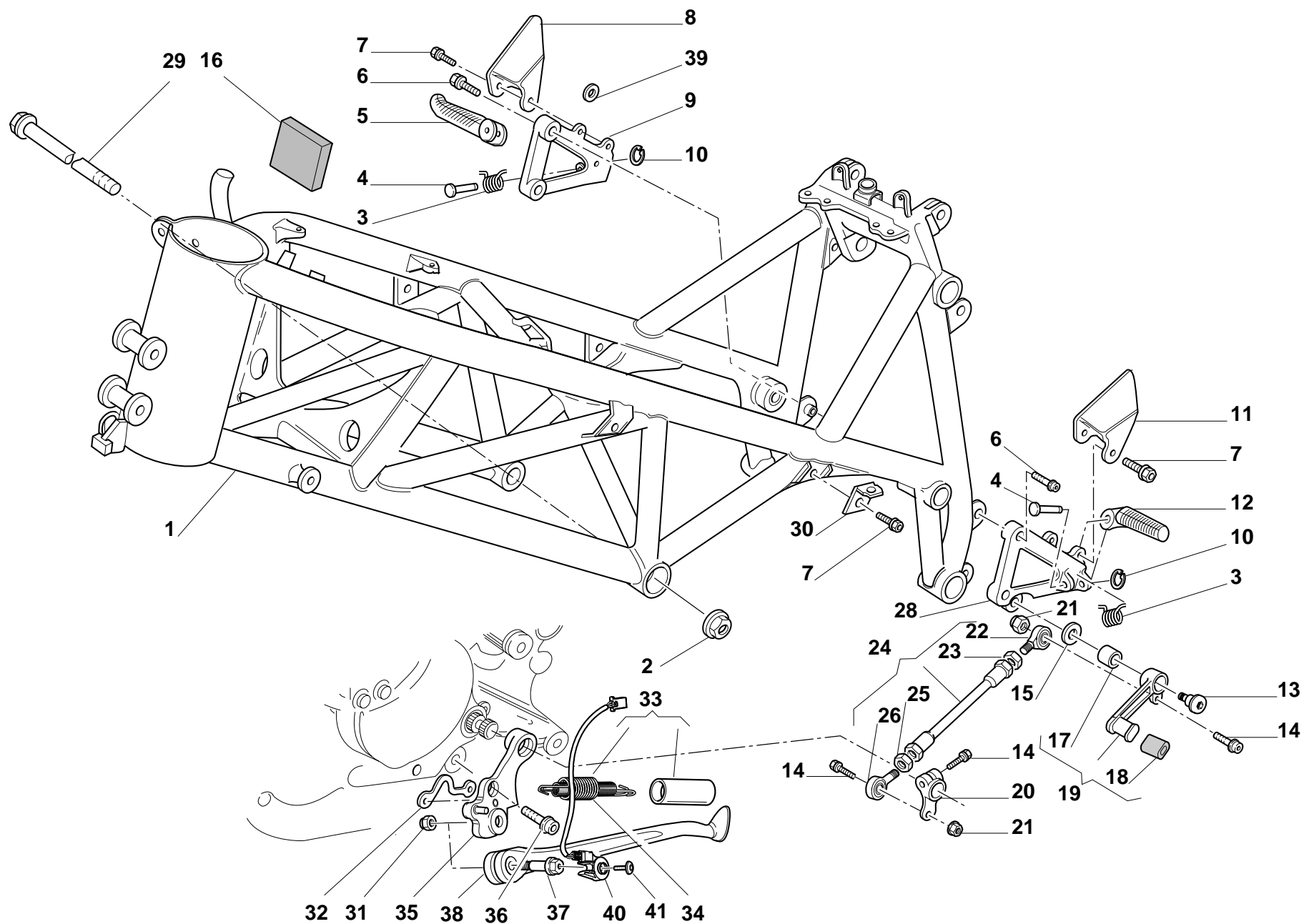
NOTES	NO.	CODE NO.	DESCRIPTION	VALIDITY	Q.TY	
	1	340.2.134.1A	L.H. fork leg assembly		1	
	2	8A00.69056	Screw		4	
	3	8000.70127	Clamp		3	
	4	8000.70133	Clamp		1	
	5	340.2.133.1A	R.H. fork leg assembly		1	
	6	349.1.110.1D	Complete L.H. slider		1	
	7	349.2.010.1A	Adjusting screw		2	
	8	349.1.096.1A	Special washer		2	
	9	349.1.109.1D	Complete R.H. slider		1	
	10	349.1.101.1A	Dust seal		2	
	11	930.1.005.1A	Seal ring		2	
	12	349.1.102.1A	Check ring		2	
	13	349.1.103.1A	Bush		2	
	14	349.1.054.1C	Stanchion tube		2	
	15	349.1.104.1A	Bush		2	
	16	349.1.095.1A	Centering ring		2	
	17	349.1.055.1B	Damper tube		2	
	18	349.1.099.1A	Flexible collar		2	
	19	349.1.100.1A	Special washer		2	
	20	347.1.011.1D	Spring		2	
	21	349.1.097.1A	Spring coupling		2	
	22	349.1.064.1A	Slider		2	
	23	349.1.065.1A	Rubber cush drive hub		2	
	24	349.2.003.1C	Complete cap		2	
	25	349.1.098.1A	Snap ring		2	
	26	884.1.005.1A	Ring		2	

NOTES	NO.	CODE NO.	DESCRIPTION	VALIDITY	Q.TY	
-------	-----	----------	-------------	----------	------	---

DRAWING

023

FRAME




DRAWING

023

FRAME

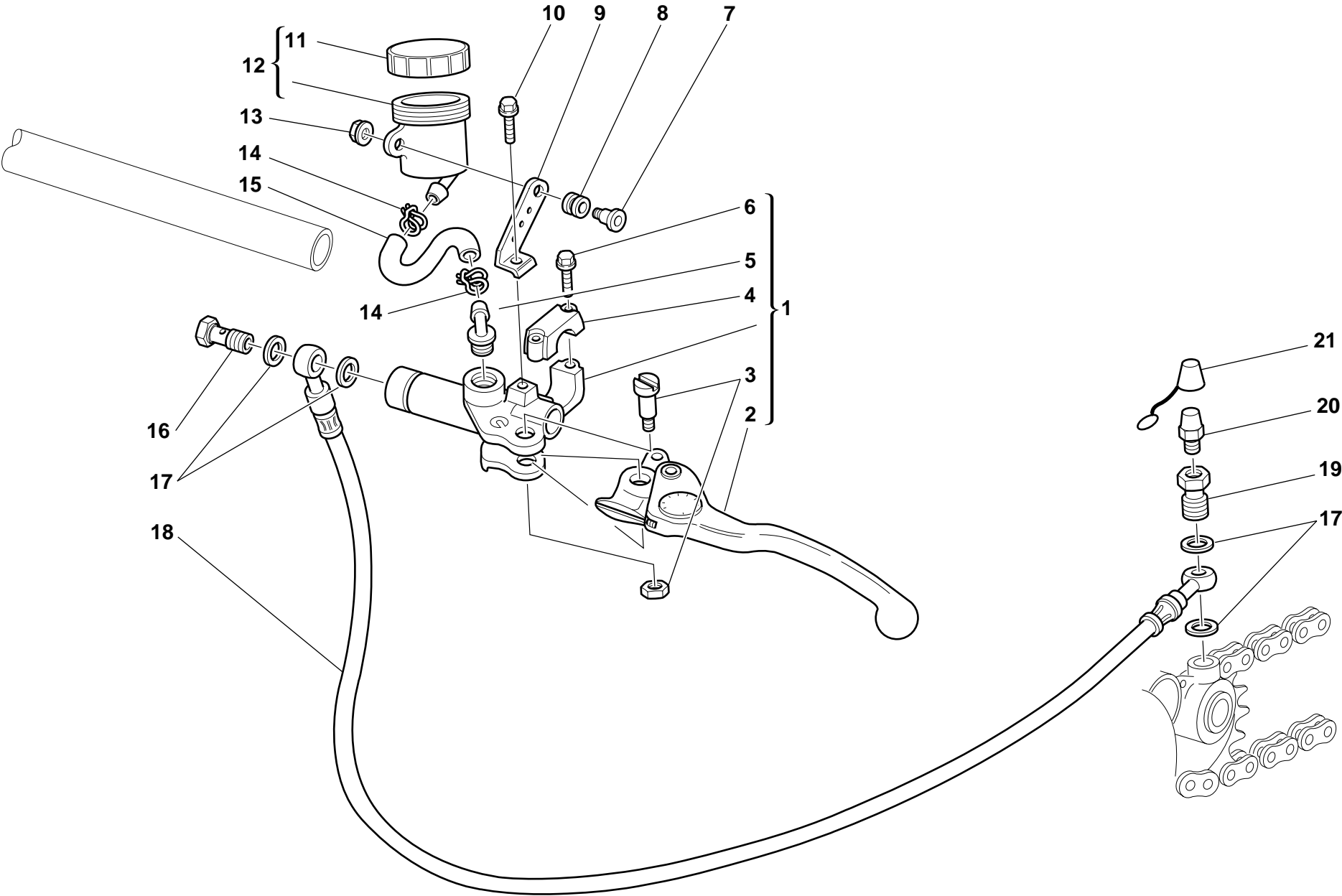
NOTES	NO.	CODE NO.	DESCRIPTION	VALIDITY	Q.TY	
	1	470.1.048.1BB	Frame		1	
	2	748.4.002.1A	Nut		2	
	3	799.1.045.1A	Spring		2	
	4	821.1.051.1A	Pin		2	
	5	464.1.006.1A	Front R.H. foot peg		1	
	6	771.5.723.2B	Screw		4	
	7	772.5.025.1A	Screw		8	
	8	247.1.074.1A	Protection		1	
	9	824.1.016.1A	R.H. foot peg holder plate		1	
	10	884.5.003.1A	Ring		2	
	11	247.1.073.1A	Protection		1	
	12	464.1.005.1A	Front L.H. foot peg		2	
	13	80A0.53548	Pin		1	
	14	771.5.667.2B	Screw		3	
	15	852.1.053.1A	Washer		1	
	16	716.1.061.1A	Spacer		1	
	17	8000.59056	Bush		1	
	18	764.1.011.2A	Rubber pad		1	
	19	456.2.007.1A	Gearchange lever		1	
	20	456.1.006.1A	Gearchange control lever		1	
	21	763106N01	El-stop nut		2	
	22	76401.0003	Ball joint		1	
	23	747.5.001.1A	L.H. nut		1	
	24	117.1.030.1A	Gearbox transmission rod		1	
	25	60N115062	Nut		1	
	26	76401.0002	Ball joint		1	

NOTES	NO.	CODE NO.	DESCRIPTION	VALIDITY	Q.TY	
	27	117.2.030.1A	Gearbox transmission rod assembly		1	
	28	824.1.015.1A	L.H. foot peg holder plate		1	
	29	779.1.213.1A	Screw		2	
	30	827.1.067.1A	Plate		4	
	31	750.1.048.1A	Nut		1	
	32	829.1.260.1A	Plate		1	
	33	799.2.001.1A	Complete spring		1	
	34	8000.62676	Inner spring		1	
	35	556.2.025.1A	Plate		1	
	36	771.5.754.2B	Screw		2	
	37	821.1.103.1A	Pin		1	
	38	556.1.013.2A	Side stand		1	
	39	713.1.099.1A	Spacer		2	
	40	539.1.023.1A	Switch		1	
	41	779.4.005.1A	Screw		1	

DRAWING

024


CLUTCH CONTROL



DRAWING

024

CLUTCH CONTROL

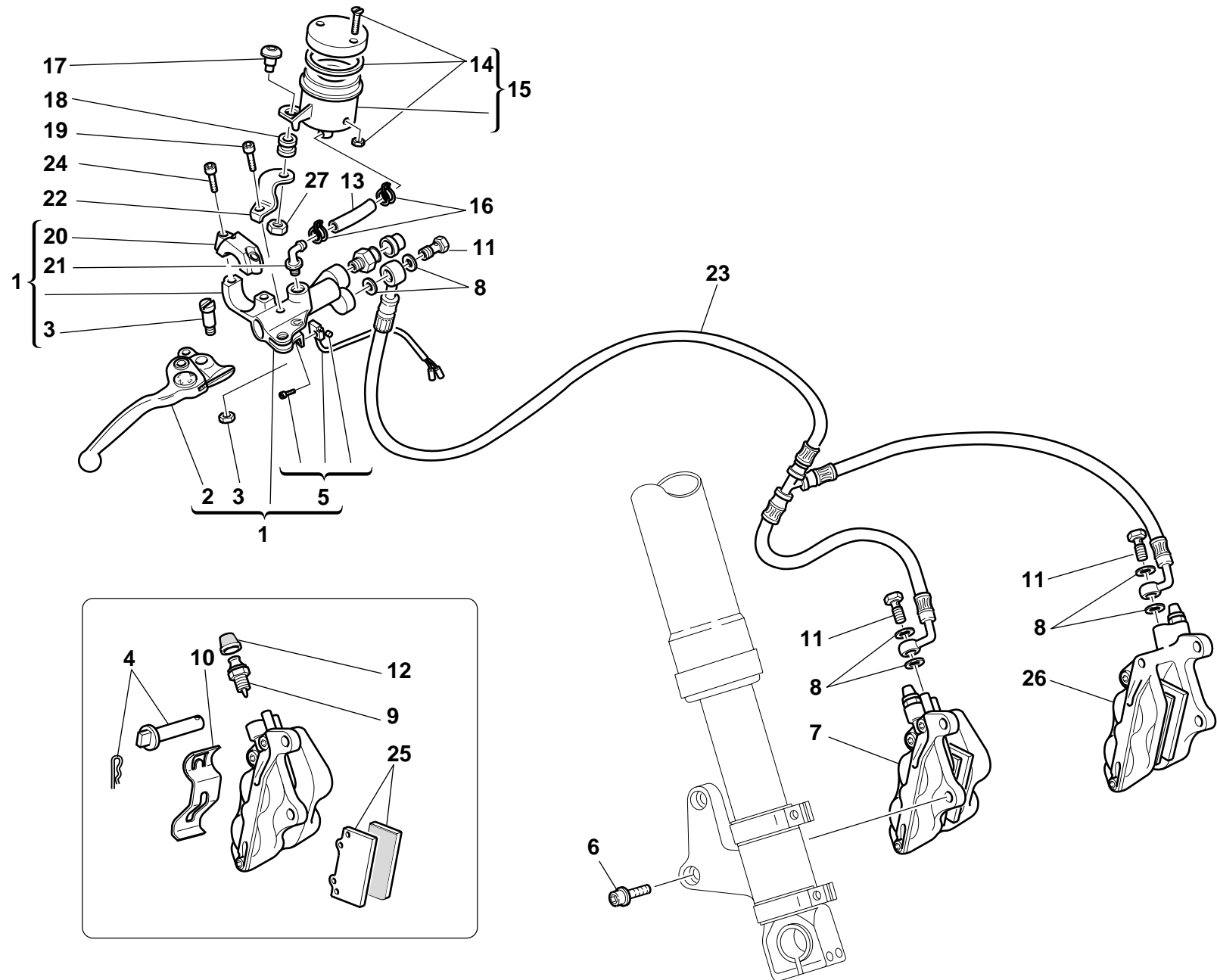
NOTES	NO.	CODE NO.	DESCRIPTION	VALIDITY	Q.TY	
	1	630.4.010.1AB	Clutch drive pump		1	
	2	631.4.009.1A	Lever with dowel		1	
	3	626.4.011.1A	Spare lever pin		1	
	4	626.4.010.1A	Spare bracket		1	
	5	631.4.008.1A	Spare union		1	
	6	771.5.669.2B	Screw		2	
	7	779.1.092.1A	Screw		1	
	8	0370.72.020	Vibration damper pad		1	
	9	829.1.228.1A	Plate		1	
	10	70700.6N02	Screw		2	
	11	893.4.005.1A	Cap		1	
	12	0000.61078	Complete oil tank		1	
	13	8000.56443	Nut		1	
	14	741.4.043.1A	Clamp		2	
	15	877.1.037.1A	Tube		1	
	16	779.1.058.2A	Special screw		1	
	17	420.2.001.0A	Gasket th.1		4	
	18	632.1.018.2A	Clutch control pipe (METAL PLAITED)		1	
	19	779.1.082.2A	Filler		1	
	20	0000.33552	Bleed		1	
	21	612.4.005.1A	Dust seal		1	

NOTES	NO.	CODE NO.	DESCRIPTION	VALIDITY	Q.TY	
-------	-----	----------	-------------	----------	------	---

DRAWING

025


FRONT HYDRAULIC BRAKE



DRAWING

025

FRONT HYDRAULIC BRAKE

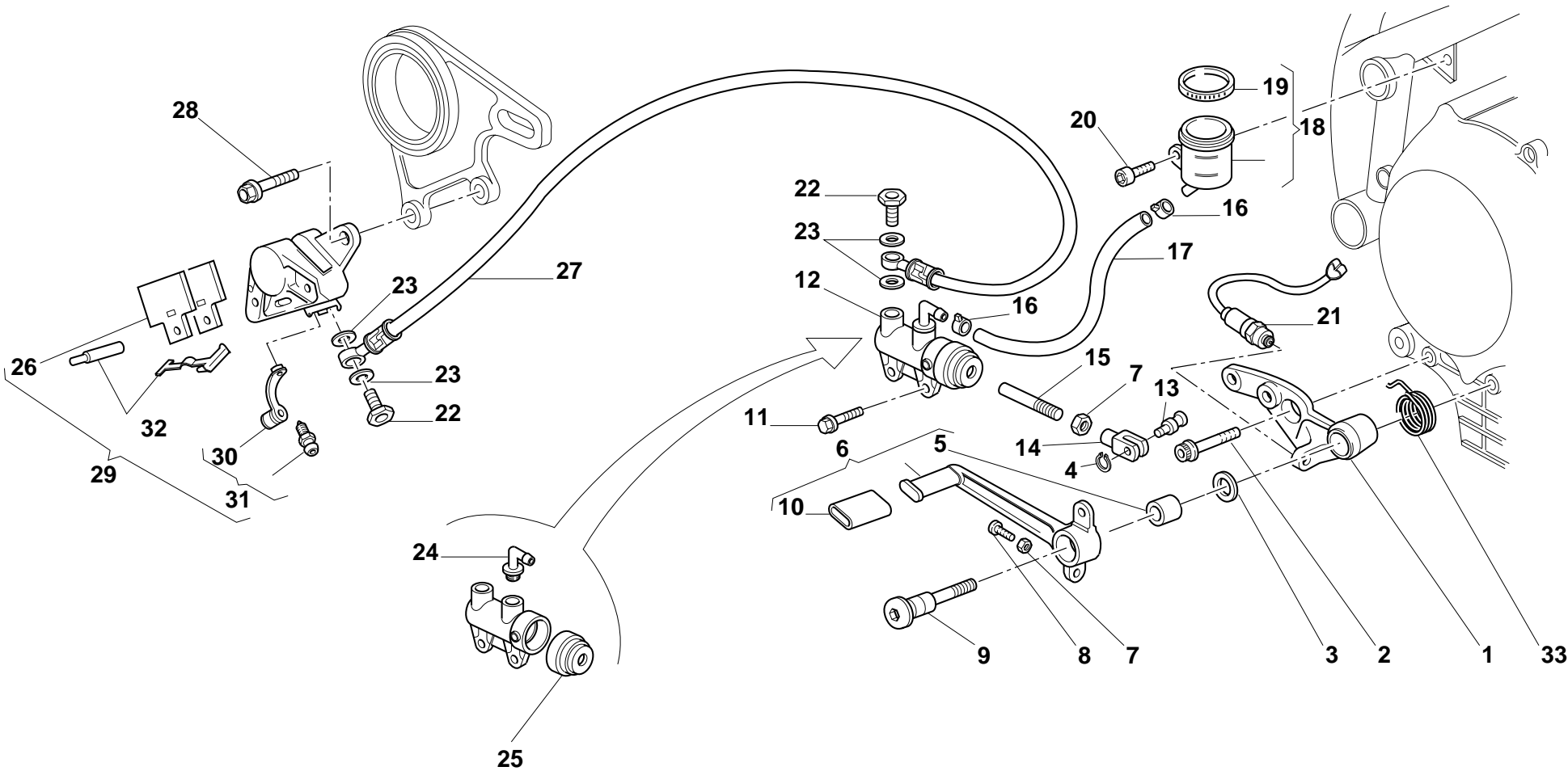
NOTES	NO.	CODE NO.	DESCRIPTION	VALIDITY	Q.TY	
	1	624.4.012.2A	Front brake pump		1	
	2	626.4.007.1B	Lever with dowel		1	
	3	626.4.009.1A	Spare lever pin		1	
	4	612.4.014.1A	Spare pins and spring		2	
	5	539.4.021.1A	Microswitch		1	
	6	771.5.431.2B	Screw		4	
	7	610.4.012.2B	R.H. brake caliper		1	
	8	420.2.001.0A	Gasket th.1		6	
	9	631.4.004.1A	Spare bleed union		2	
	10	612.4.017.1A	Spring		2	
	11	779.1.058.2A	Special screw		3	
	12	612.4.008.1A	Dust seal		1	
	13	877.1.067.1A	Tube		1	
	14	8000.68490	Spare cap		1	
	15	0000.66181	Complete oil tank		1	
	16	741.4.043.1A	Clamp		2	
	17	779.1.092.1A	Screw		1	
	18	0370.72.020	Vibration damper pad		1	
	19	70700.6N02	Screw		1	
	20	626.4.008.1A	Spare bracket		1	
	21	631.4.008.1A	Spare union		1	
	22	829.1.238.1A	Bracket		1	
	23	618.4.036.2A	Caliper pump pipe (METAL PLAITED)		1	
	24	771.5.669.2B	Screw		2	
	25	613.4.020.1A	Pads pair		2	
	26	610.4.011.2B	L.H. brake caliper		1	

NOTES	NO.	CODE NO.	DESCRIPTION	VALIDITY	Q.TY	
	27	729905FN1	El-stop nut		1	

DRAWING

026

REAR HYDRAULIC BRAKE




DRAWING

026

REAR HYDRAULIC BRAKE

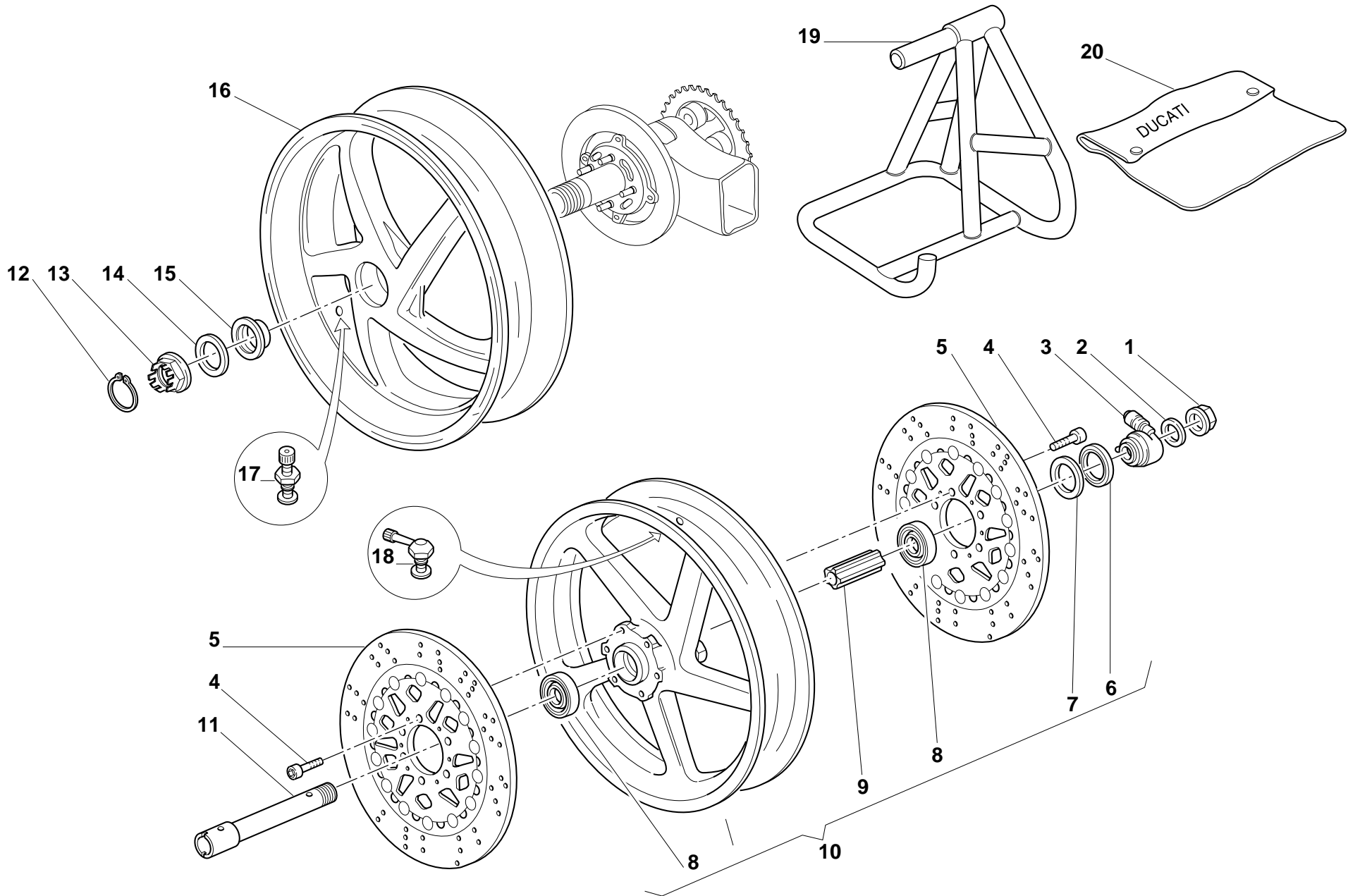
NOTES	NO.	CODE NO.	DESCRIPTION	VALIDITY	Q.TY	
	1	829.1.078.1A	Holder		1	
	2	771.5.754.2B	Screw		1	
	3	852.1.054.1A	Washer		1	
	4	73500.0624	Circlip		2	
	5	8000.59056	Bush		1	
	6	457.2.008.1A	Brake control lever		1	
	7	60N115062	Nut		2	
	8	8000.67981	Threaded dowel		1	
	9	821.1.052.1A	Pedal pin		1	
	10	764.1.011.2A	Rubber pad		1	
	11	772.5.024.1A	Screw		2	
	12	625.4.006.1A	Rear brake pump		1	
	13	821.1.096.1A	Pin		1	
	14	184.1.001.1A	Fork		1	
	15	117.1.025.2A	Adjuster rod		1	
	16	741.4.043.1A	Clamp		2	
	17	877.1.039.1A	Tube		1	
	18	0000.61078	Complete oil tank		1	
	19	8000.68490	Spare cap		1	
	20	70700.6N02	Screw		1	
	21	539.4.003.1B	Switch		1	
	22	779.1.058.2A	Special screw		2	
	23	420.2.001.0A	Gasket th.1		4	
	24	631.4.008.1A	Spare union		1	
	25	0664.39.741	Dust cover		1	
	26	613.4.020.1A	Pads pair		1	

NOTES	NO.	CODE NO.	DESCRIPTION	VALIDITY	Q.TY	
	27	619.4.001.2C	Rear brake line (METAL PLAITED)		1	
	28	0000.69056	Screw		2	
	29	611.4.005.2A	Rear brake caliper		1	
	30	612.4.008.1A	Dust seal		1	
	31	0000.39727	Spare bleed union		1	
	32	0000.48744	Spare pins and spring		1	
	33	799.1.083.1B	Spring		1	

DRAWING

027


FRONT AND REAR WHEELS



DRAWING

027

FRONT AND REAR WHEELS

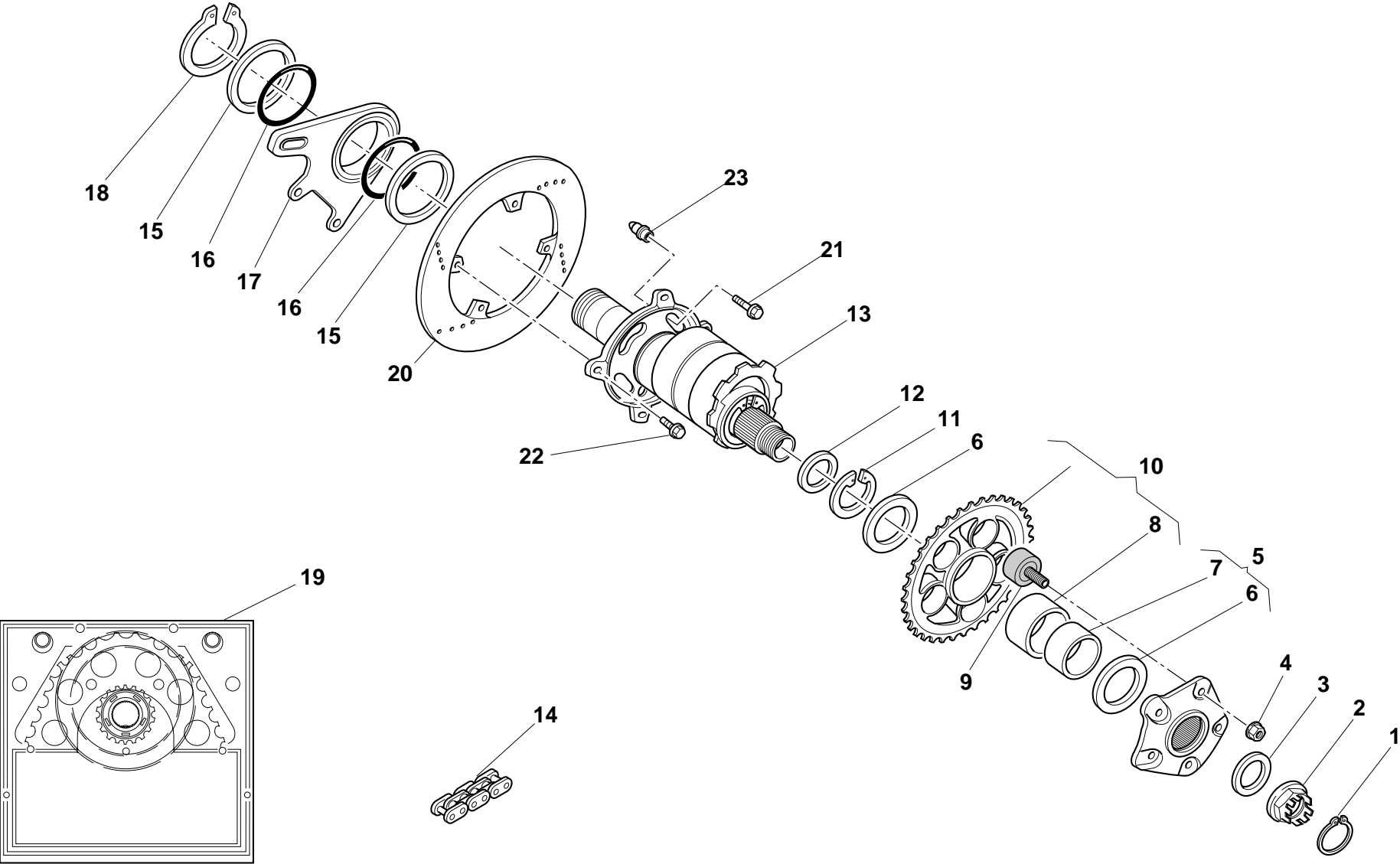
NOTES	NO.	CODE NO.	DESCRIPTION	VALIDITY	Q.TY	
	1	748.1.014.1A	Nut		1	
	2	8000.70119	Washer		1	
	3	498.1.009.1A	Speedometer transmission		1	
	4	771.5.721.2B	Screw		12	
	5	492.4.024.1A	Brake disc		2	
	6	0000.64471	Seal ring		1	
	7	8000.62648	Transmission capstan		1	
	8	75162.2566	Bearing		2	
	9	714.1.028.1A	Inner spacer		1	
	10	501.2.019.1AF	Front wheel rim		1	
	11	819.1.017.1A	Front wheel spindle		1	
	12	759.1.009.1A	Clip		1	
	13	750.1.019.1A	Nut		1	
	14	852.1.057.1A	Washer		1	
	15	714.1.027.1A	Washer		1	
	16	502.1.010.1AF	Rear wheel rim		1	
	17	0803.77.010	Valve		1	
	18	497.2.001.2A	Valve		1	
	19	699.2.064.1A	Stand		1	
	20	919.1.001.2A	Motrocycle's canvas cover (RED)		1	

NOTES	NO.	CODE NO.	DESCRIPTION	VALIDITY	Q.TY	
-------	-----	----------	-------------	----------	------	---

DRAWING

028

REAR WHEEL PIN



DRAWING

028

REAR WHEEL PIN

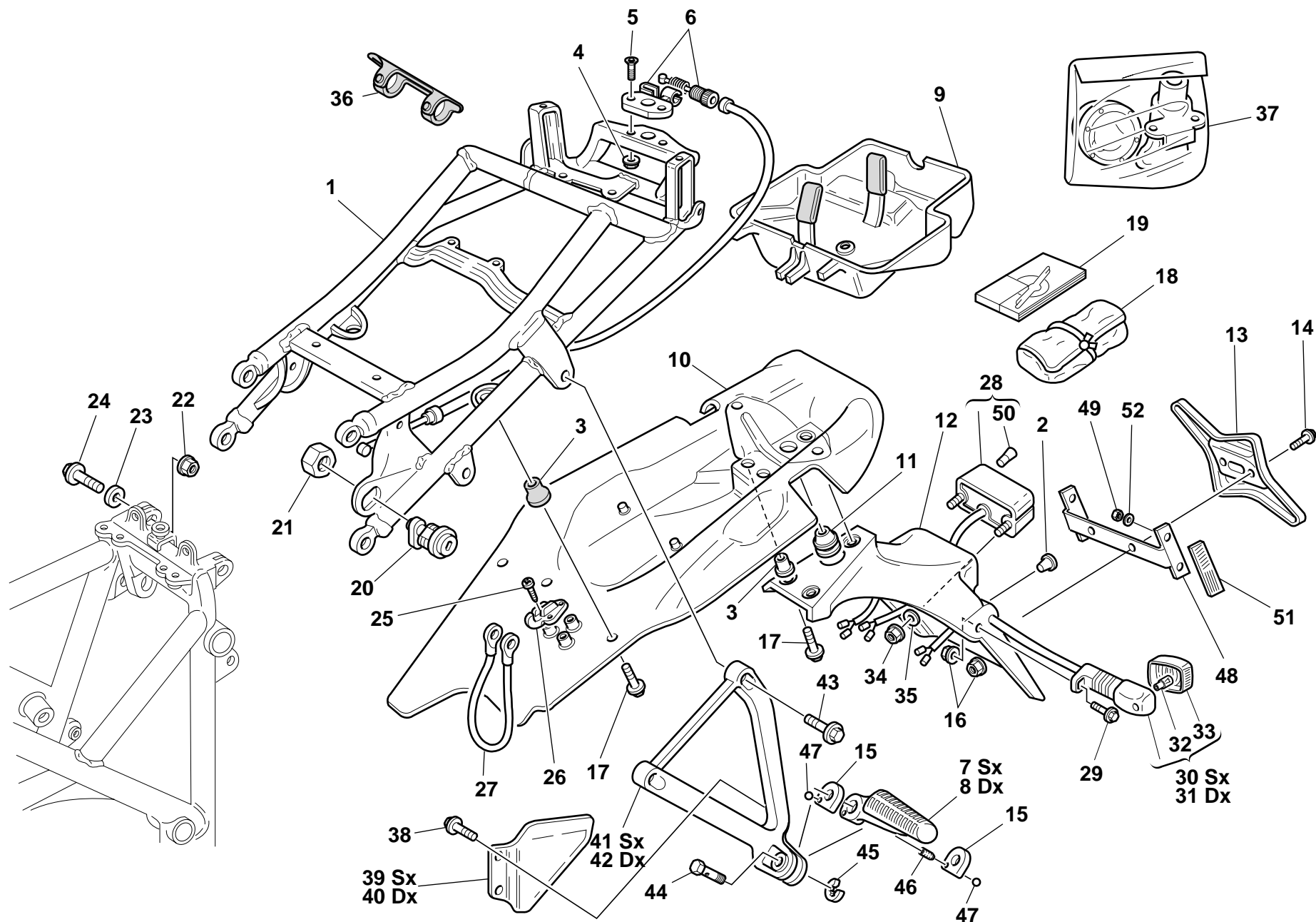
NOTES	NO.	CODE NO.	DESCRIPTION	VALIDITY	Q.TY	
	1	759.1.008.1A	Clip		1	
	2	750.1.018.1A	L.H. nut		1	
	3	852.1.055.1A	Washer		1	
	4	748.4.024.1A	Nut		5	
	5	160.2.021.1B	Complete rear sprocket flange		1	
	6	852.1.058.2A	Washer		2	
	7	711.1.067.1A	Bush		1	
	8	712.1.018.1A	Bush		1	
	9	700.1.017.1A	Rubber cush drive hub		5	
	10	494.2.051.1A	Ring gear z=38		1	
	11	884.5.005.1A	Circlip		1	
	12	852.1.056.1A	Washer		1	
	13	819.2.039.2A	Hub		1	
	14	676.4.022.1A	Chain (94 Links)		1	
	15	852.1.059.1A	Washer		2	
	16	886.5.003.1A	O-Ring		2	
	17	825.1.009.1A	Caliper holder plate		1	
	18	884.5.004.1A	Circlip		1	
	19	676.2.027.1A	Final drive kit		1	
	20	492.4.011.1B	Rear brake disc		1	
	21	772.1.005.1A	Screw		4	
	22	771.5.266.2B	Screw		4	
	23	863.1.001.1A	Pin		4	

NOTES	NO.	CODE NO.	DESCRIPTION	VALIDITY	Q.TY	
-------	-----	----------	-------------	----------	------	---

DRAWING

029


REAR FRAME - REAR FOOT RESTS



DRAWING

029

REAR FRAME - REAR FOOT RESTS

NOTES	NO.	CODE NO.	DESCRIPTION	VALIDITY	Q.TY	
	1	470.1.032.1AB	Rear frame		1	
	2	8000.66308	Vibration damper pad		2	
	3	0364.99.020	Bush		4	
	4	8000.56443	Nut		8	
	5	777.5.038.2B	Screw		2	
	6	732.2.002.2A	Lock latch		1	
	7	465.1.008.1A	Rear L.H. foot peg		1	
	8	465.1.010.1A	Rear R.H. foot peg		1	
	9	559.2.004.2A	Tool box		1	
	10	486.1.038.1C	Panel		1	
	11	0000.07051	Fairlead		1	
	12	561.1.010.1A	Number plate holder		1	
	13	561.1.019.1A	Plate		1	
	14	8000.62726	Screw		2	
	15	827.1.115.1A	Plate		2	
	16	8000.44240	Nut		4	
	17	772.5.024.1A	Screw		7	
	18	697.2.008.2B	Tool bag		1	
	19	913.7.065.1C	Owner's manual		1	
	20	598.2.023.1A	Seat lock		1	
	21	750.1.024.1A	Nut		1	
	22	747.1.005.1A	Nut		4	
	23	80C0.05893	Shim		8	
	24	772.1.016.1A	Screw		4	
	25	72237.0657	Self-tapping screw		3	
	26	760.4.003.1A	Hook		1	

CATALOGUE No:
ISSUED:915.1.052.1D
05 - 00

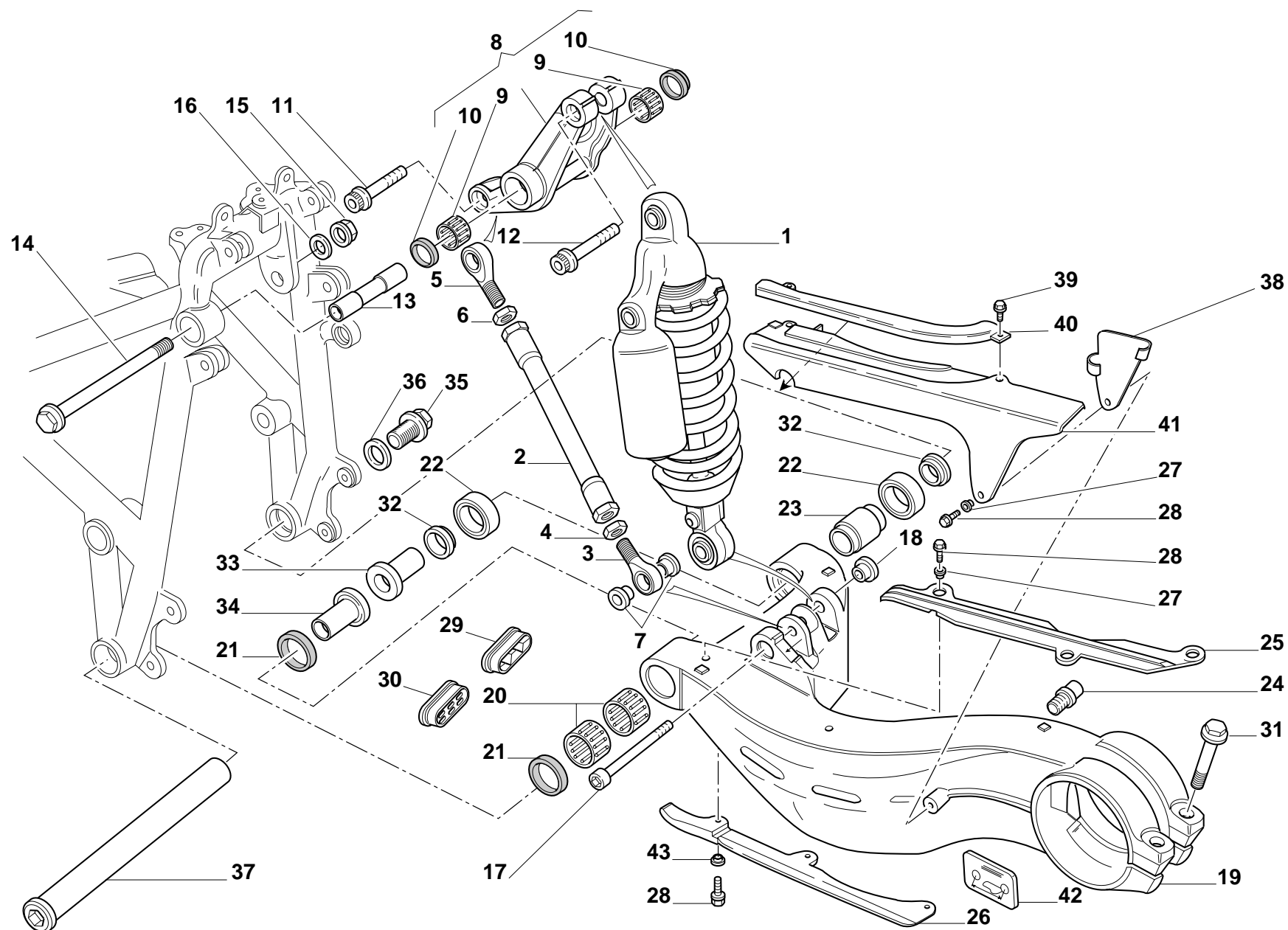
NOTES	NO.	CODE NO.	DESCRIPTION	VALIDITY	Q.TY	
	27	732.1.005.1A	Helmet anti-theft wire		1	
	28	525.1.004.2A	Tail lamp		1	
	29	771.5.667.2B	Screw		2	
	30	8000.74504	Turn indicator		1	
	31	8000.74505	Turn indicator		1	
	32	8000.36726	Bulb		2	
	33	8000.74507	Cup		2	
	34	8000.56443	Nut		2	
	35	60N115548	Washer		2	
	36	741.1.011.1A	Clamp		4	
	37	598.2.028.1A	Locks kit		1	
	38	772.5.003.1A	Screw		4	
	39	247.1.096.1A	L.H. protection		1	
	40	247.1.097.1A	R.H. protection		1	
	41	824.1.031.1A	Rear L.H. foot peg holder plate		1	
	42	824.1.032.1A	Rear R.H. foot peg holder plate		1	
	43	771.5.723.2B	Screw		2	
	44	821.1.068.1A	Pin		2	
	45	0170.91.730	Ring		2	
	46	8000.62655	Spring		2	
	47	80N021507	Ball		2	
	48	829.1.136.1A	Holder		1	
	49	749.5.001.1A	Nut		4	
	50	8000.36230	Bulb		1	
	51	529.1.006.1A	Cat's eye		2	
	52	852.5.001.1A	Washer		4	

CATALOGUE No:
ISSUED:915.1.052.1D
05 - 00

DRAWING

030

REAR SUSPENSION




DRAWING

030

REAR SUSPENSION

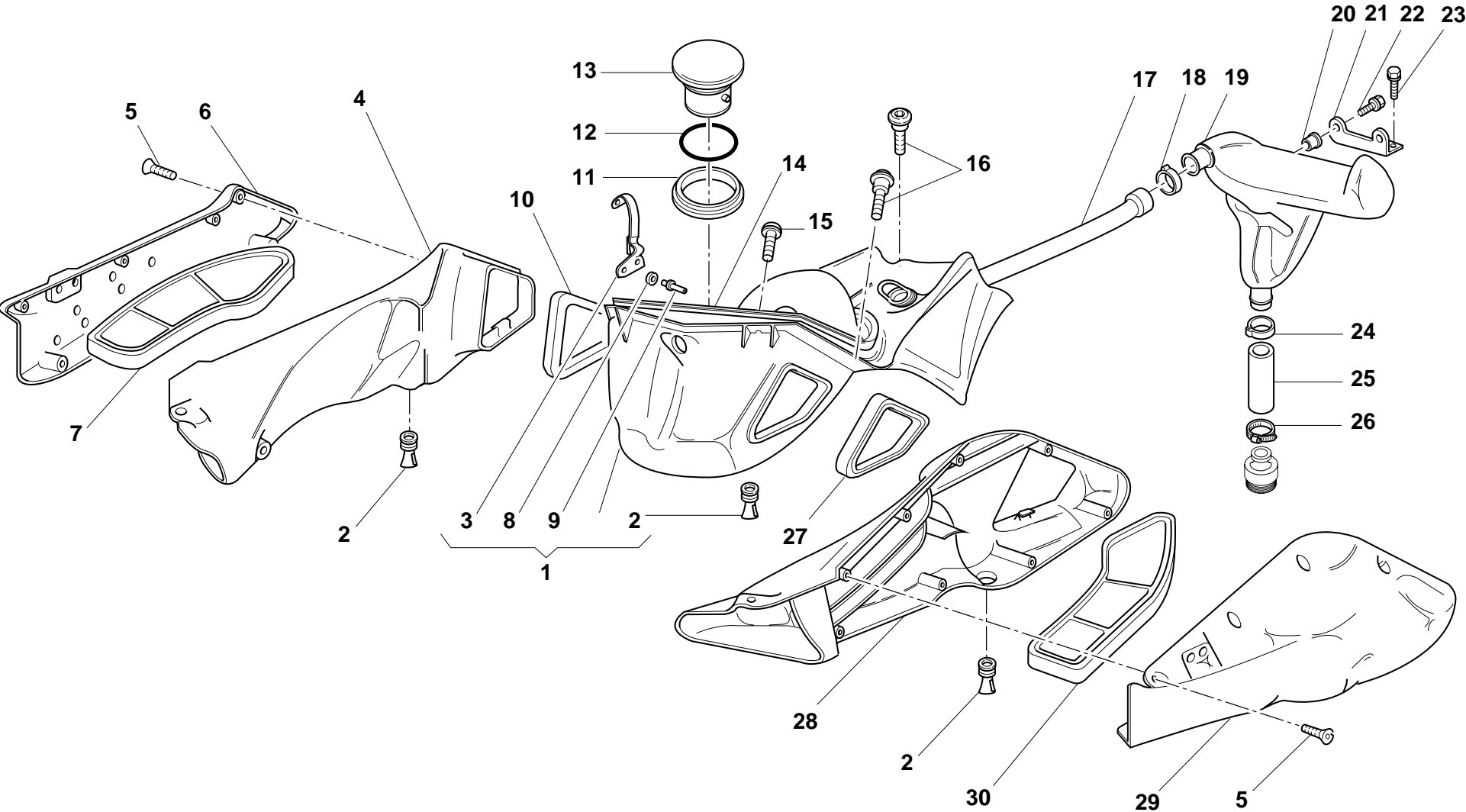
NOTES	NO.	CODE NO.	DESCRIPTION	VALIDITY	Q.TY	
	1	365.2.039.1A	Shock absorber		1	
	2	875.1.022.1A	Tie rod		1	
	3	76401.0009	Ball joint		1	
	4	750.1.022.1A	Nut		1	
	5	76401.0010	Ball joint		1	
	6	750.1.021.1A	Nut		1	
	7	710.1.025.1A	Bush		4	
	8	372.2.004.1A	Rocker assembly		1	
	9	701.4.004.1A	Needle bearing		2	
	10	930.4.011.1A	Seal ring		2	
	11	771.5.937.2B	Screw		1	
	12	771.5.938.2B	Screw		1	
	13	715.1.003.1A	Spacer		1	
	14	772.1.002.1A	Screw		1	
	15	729910FF1	Nut		1	
	16	0023.37.153	Washer		1	
	17	771.1.003.1A	Screw		1	
	18	710.1.026.1A	Bush		1	
	19	370.1.014.1A	Swingarm		1	
	20	76400.0001	Needle bearing		2	
	21	0412.02.295	Seal ring		2	
	22	75162.2566	Bearing		2	
	23	713.1.078.1A	Inner spacer		1	
	24	832.1.003.1A	Pin		1	
	25	447.1.019.1A	Upper chain sliding shoer		1	
	26	447.1.020.1A	Lower chain sliding shoe		1	

NOTES	NO.	CODE NO.	DESCRIPTION	VALIDITY	Q.TY	
	27	8000.62653	Spacer		5	
	28	8000.62726	Screw		8	
	29	872.1.016.1A	Cap		1	
	30	872.1.017.1A	Cap		1	
	31	772.1.004.2A	Screw		2	
	32	712.1.019.1A	Outer spacer		2	
	33	710.1.023.1A	Bush		1	
	34	710.1.024.1A	Bush		1	
	35	772.1.003.1A	Screw		1	
	36	852.1.068.1A	Washer		1	
	37	369.1.003.1A	Swingarm pivot		1	
	38	830.1.127.1A	Bracket		1	
	39	772.5.025.1A	Screw		2	
	40	460.1.040.1A	Protection		1	
	41	446.1.002.1A	Chain guard		1	
	42	433.1.167.1A	Chain adjustment sticker		1	
	43	716.1.044.1A	Spacer		3	

DRAWING

031

AIR INDUCTION - OIL VENT




DRAWING

031

AIR INDUCTION - OIL VENT

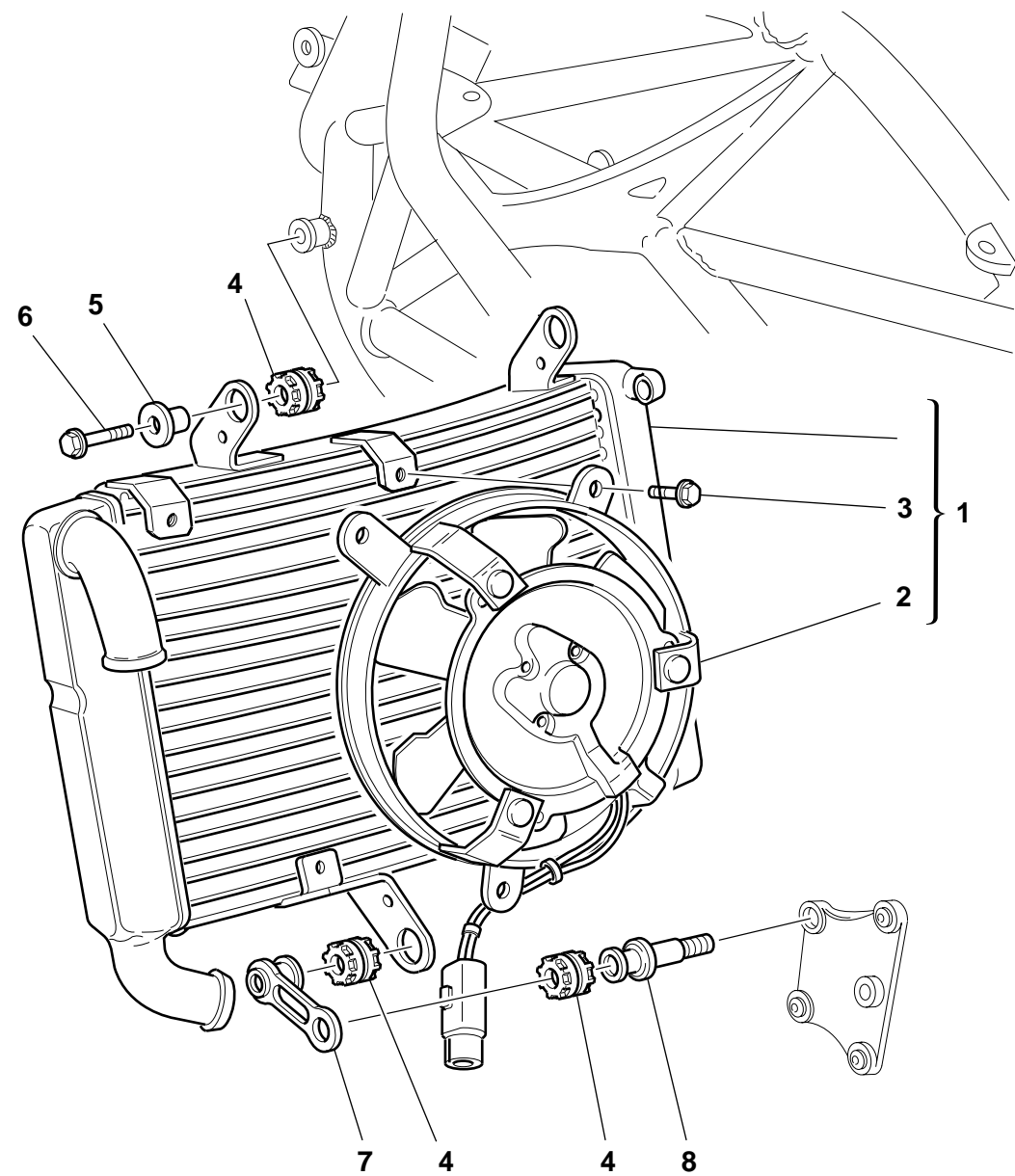
NOTES	NO.	CODE NO.	DESCRIPTION	VALIDITY	Q.TY	
	1	442.2.009.1CA	Air box (RED)		1	
	1	442.2.009.1CB	Air box (YELLOW)		1	
	2	0000.48971	Rubber pad		3	
	3	850.2.002.1A	Hook		4	
	4	442.1.015.1B	R.H. air filter box		1	
	5	774.5.002.1B	Screw		16	
	6	246.1.005.1A	R.H. filter case cover		1	
	7	426.2.003.1A	R.H. air filter		1	
	8	852.1.075.1A	Washer		8	
	9	736.4.013.1B	Shear rivet		8	
	10	788.1.045.1A	R.H. gasket		1	
	11	791.1.017.2A	Gasket		2	
	12	886.5.004.1A	O-ring		2	
	13	802.1.009.1A	Air funnel		2	
	14	791.1.041.1A	Gasket		1	
	15	772.1.008.1A	Special screw		2	
	16	772.1.017.1A	Special screw		4	
	17	876.2.054.1A	Breather pipe		1	
	18	8000.50450	Clamp		1	
	19	585.1.017.1A	Oil breather tank		1	
	20	8000.63150	Insert		2	
	21	827.1.099.2A	Plate		1	
	22	8A00.67997	Screw		2	
	23	772.5.025.1A	Screw		2	
	24	8000.50454	Clamp		1	
	25	876.1.053.1A	Breather pipe		1	

NOTES	NO.	CODE NO.	DESCRIPTION	VALIDITY	Q.TY	
	26	741.5.027.1B	Clamp		1	
	27	788.1.044.1A	L.H. gasket		1	
	28	442.1.014.1B	L.H. air filter box		1	
	29	246.1.004.1A	L.H. filter case cover		1	
	30	426.2.002.1A	L.H. air filter		1	

DRAWING

032


WATER RADIATOR ASSY



DRAWING

032

WATER RADIATOR ASSY

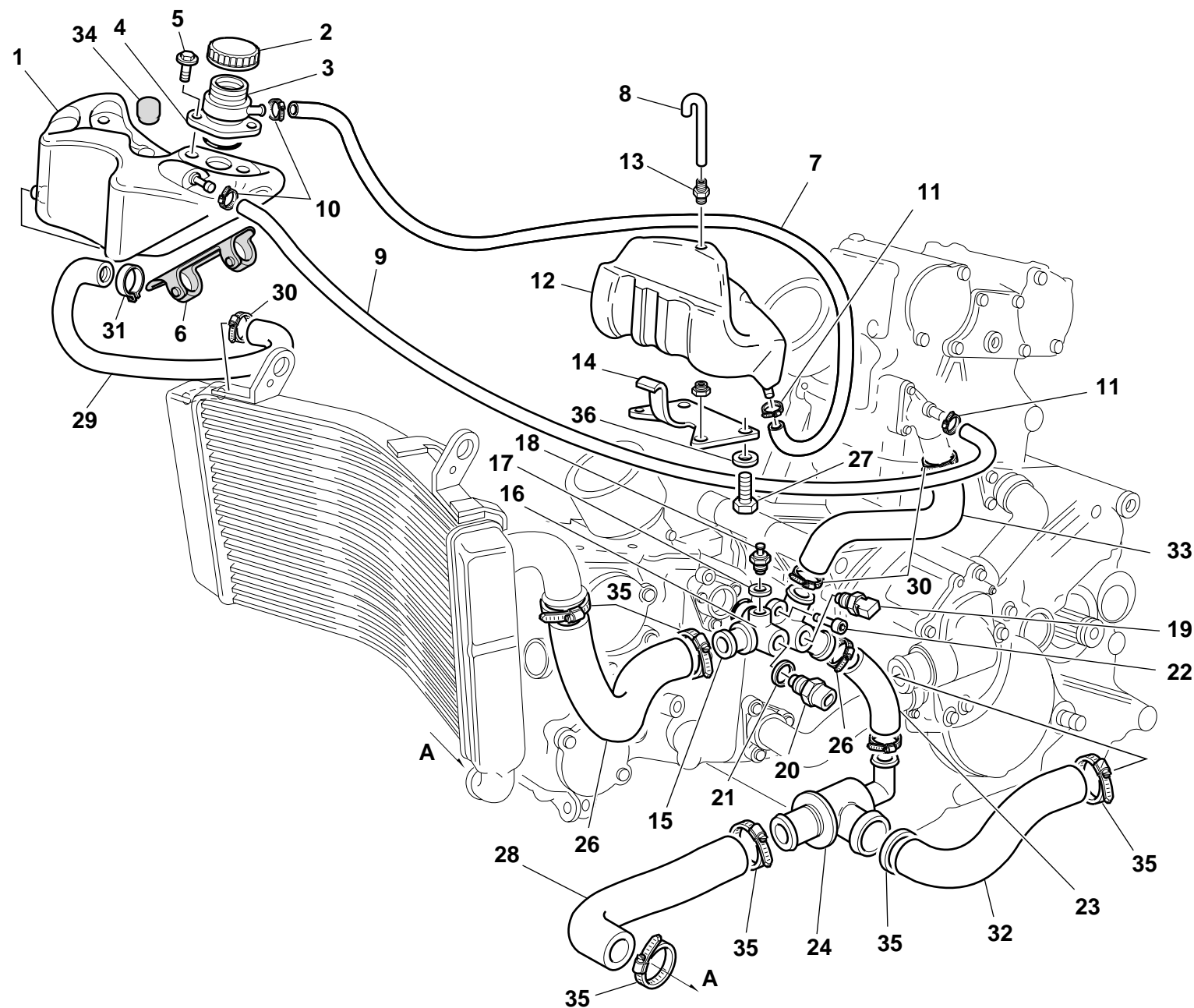
NOTES	NO.	CODE NO.	DESCRIPTION	VALIDITY	Q.TY	
	1	548.4.008.1A	Water radiator		1	
	2	550.4.007.1A	Electric fan		1	
	3	772.5.025.1A	Screw		3	
	4	764.1.024.1A	Vibration damper pad		4	
	5	8000.62652	Spacer		1	
	6	8000.62729	Screw		1	
	7	830.1.077.1A	Holder		1	
	8	779.1.059.1A	Special screw		1	

NOTES	NO.	CODE NO.	DESCRIPTION	VALIDITY	Q.TY	
-------	-----	----------	-------------	----------	------	---

DRAWING

033

COOLING CIRCUIT




DRAWING

033

COOLING CIRCUIT

NOTES	NO.	CODE NO.	DESCRIPTION	VALIDITY	Q.TY	
	1	585.1.011.1A	Water tank		1	
	2	893.1.004.1A	Tank cap		1	
	3	668.1.026.1B	Filler		1	
	4	93823.0119	O-ring		1	
	5	772.5.025.1A	Screw		2	
	6	741.1.011.1A	Clamp		2	
	7	876.1.058.1A	Tube		1	
	8	876.1.059.1A	Breather pipe		1	
	9	876.1.052.1A	Tube		1	
	10	741.4.001.1A	Clamp		2	
	11	741.4.064.1A	Clamp		2	
	12	585.1.012.2A	Water tank		1	
	13	779.1.121.1A	Union		1	
	14	829.1.106.1A	Holder		1	
	15	814.1.037.1AB	Union		1	
	16	93823.2087	O-ring		1	
	17	420.2.001.0A	Gasket th.1		1	
	18	8000.53249	Thermistor		1	
	19	552.4.013.1A	Water temperature sensor		1	
	20	552.4.008.1A	Thermal switch		1	
	21	0593.68.505	Copper gasket		1	
	22	60N107335	Screw		3	
	23	800.1.036.1A	Hose		1	
	24	553.4.003.1A	Thermostat		1	
	25	741.5.027.1B	Clamp		2	
	26	800.1.038.1A	Hose		1	


NOTES	NO.	CODE NO.	DESCRIPTION	VALIDITY	Q.TY	
	27	707006N02	Screw		2	
	28	800.1.035.1A	Cooler/thermostat hose		1	
	29	800.1.040.1A	Hose		1	
	30	741.4.002.1A	Clamp		3	
	31	8000.50442	Clamp		1	
	32	800.1.037.1A	Thermostat/pump hose		1	
	33	800.1.039.1A	Union/head hose		1	
	34	866.1.021.1A	Rubber pad		1	
	35	741.4.025.1A	Clamp		6	
	36	734406N01	Washer		2	



DRAWING

034

FUEL TANK

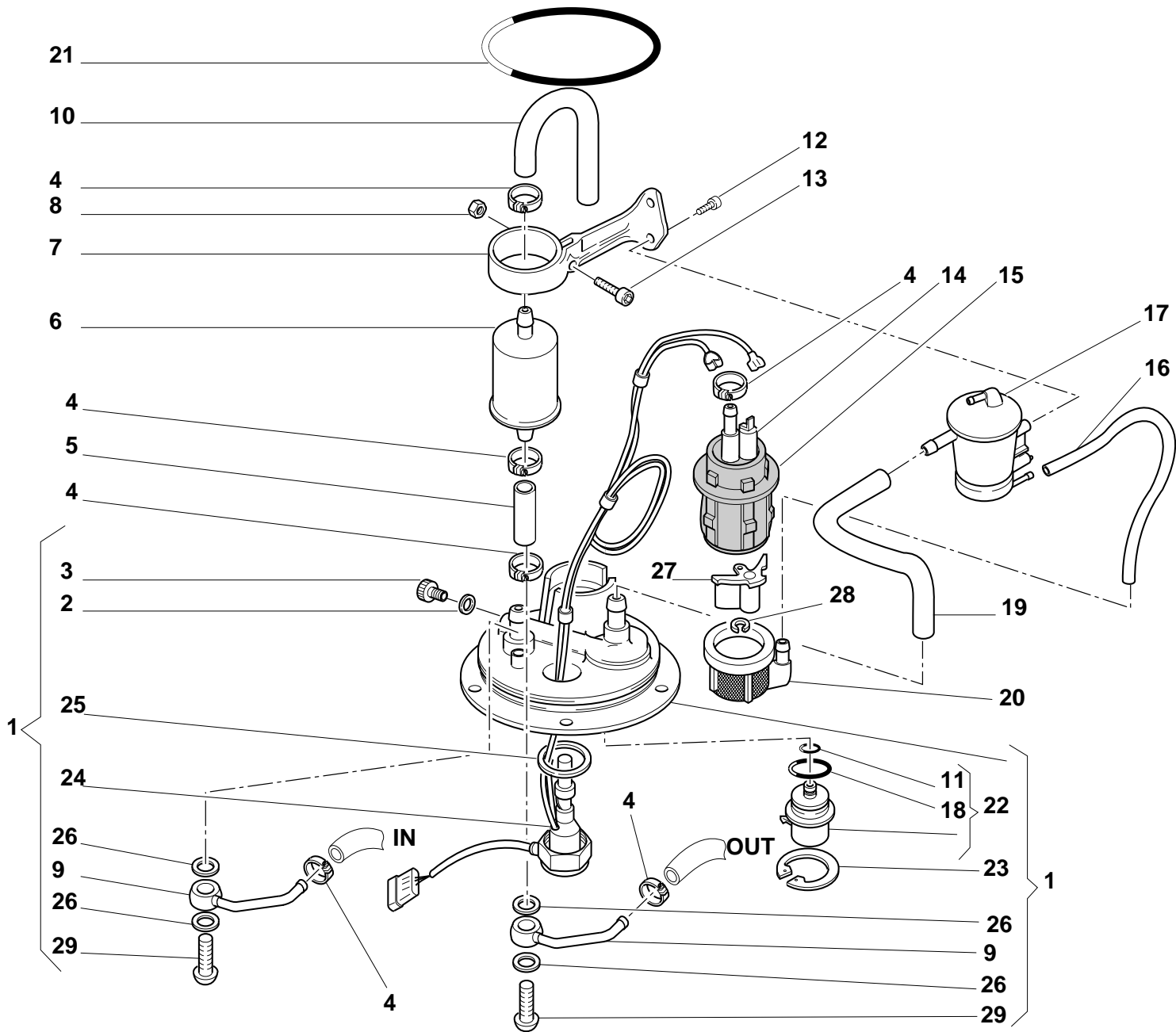
NOTES	NO.	CODE NO.	DESCRIPTION	VALIDITY	Q.TY	
	1	586.1.025.3CA	Fuel tank (RED)		1	
	1	586.1.025.3CB	Fuel tank (YELLOW)		1	
	2	586.1.025.0AA	Fuel tank (unpainted)		1	
	3	435.1.090.1AA	Sticker "DUCATI" (RED)		2	
	3	435.1.090.1AB	Sticker "DUCATI" (YELLOW)		2	
	4	791.1.012.1A	Gasket		1	
	5	771.5.045.7E	Screw		3	
	6	895.4.001.2A	Tank cap		1	
	7	771.1.004.1A	Special screw		1	
	8	716.1.021.2A	Spacer		1	
	9	700.1.019.1A	Rubber pad		1	
	10	741.4.013.1B	Clamp		4	
	11	590.1.057.1A	Exhaust pipe		2	
	12	772.1.007.1A	Special screw		3	
	13	700.1.018.1A	Rubber pad		1	
	14	829.1.129.1A	Clip		1	
	15	8000.18048	Rubber pad		1	
	16	8000.62726	Screw		2	
	17	587.1.023.1A	Front connection		1	
	18	8000.77921	Screw		1	
	19	420.2.001.0A	Gasket th.1		1	
	20	771.5.040.2B	Screw		1	

NOTES	NO.	CODE NO.	DESCRIPTION	VALIDITY	Q.TY	
-------	-----	----------	-------------	----------	------	---

DRAWING

034.1

FUEL TANK




DRAWING

034.1

FUEL TANK

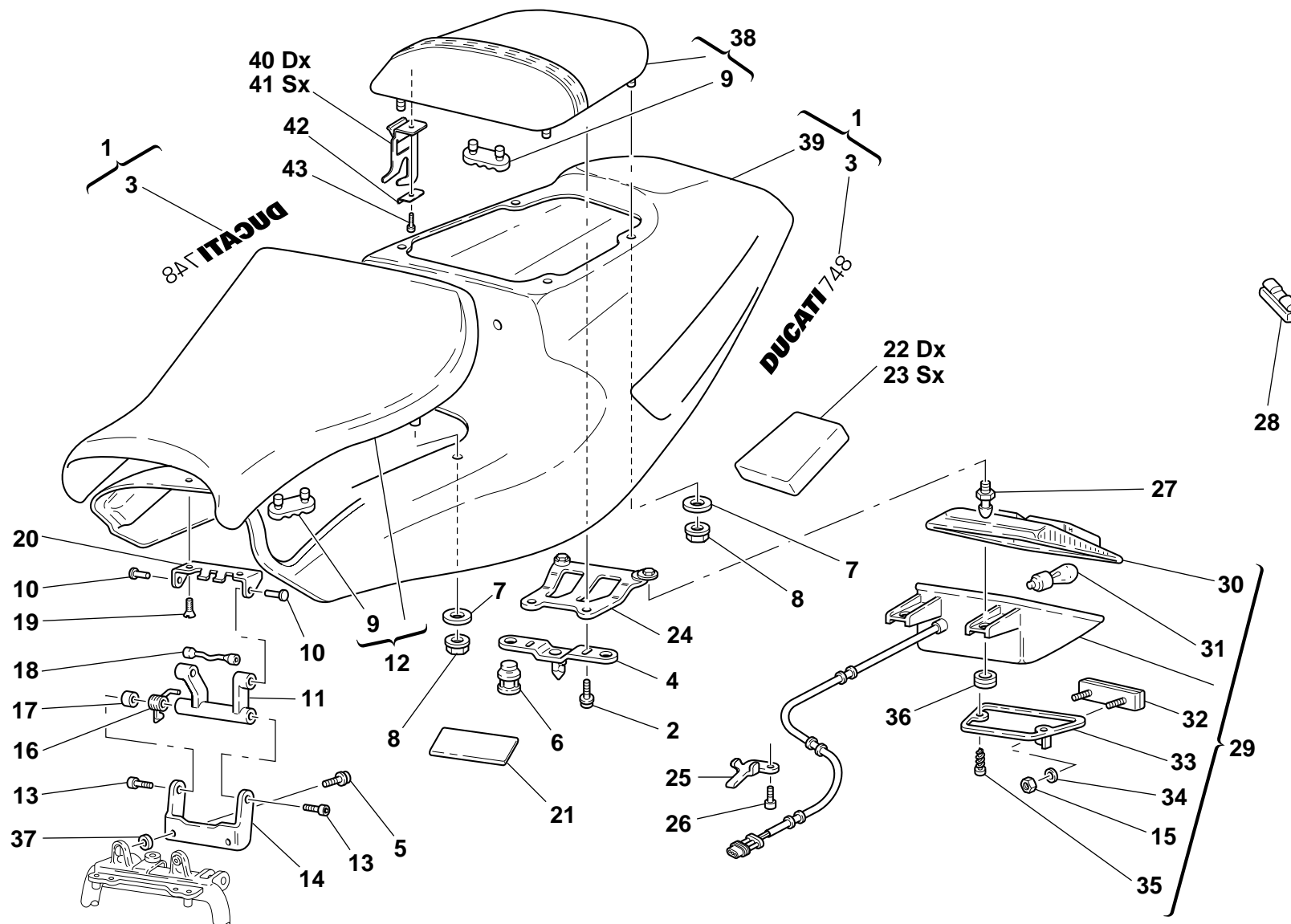
NOTES	NO.	CODE NO.	DESCRIPTION	VALIDITY	Q.TY	
	1	160.9.073.1A	Complete flange		1	
	2	420.2.001.0A	Gasket th.1		1	
	3	780.1.008.1A	Cap		1	
	4	741.4.064.1A	Clamp		6	
	5	590.1.056.1A	Filter/pump pipe		1	
	6	425.4.004.1B	Fuel filter		1	
	7	829.1.104.1A	Holder		1	
	8	0419.50.115	Hexagon nut		1	
	9	814.1.089.1A	Union		2	
	10	590.1.055.1A	Tube		1	
	11	886.4.021.1A	O-ring		1	
	12	72237.0974	Self-tapping screw		2	
	13	0419.50.045	Screw		1	
	14	430.4.004.1A	Fuel pump		1	
	15	829.1.077.2B	Pump holder		1	
	16	590.1.059.1A	Tube		1	
	17	427.4.002.1A	Air separator		1	
	18	886.4.022.1A	O-ring		1	
	19	590.1.058.1A	Tube		1	
	20	427.1.003.1A	Fuel pump filter		1	
	21	886.5.001.1A	O-Ring		1	
	22	283.4.003.1A	Pressure regulator		1	
	23	73503.3449	Circlip		1	
	24	592.1.007.3B	Tank wiring		1	
	25	789.1.001.1A	Gasket		1	
	26	852.1.098.1A	Washer		4	

NOTES	NO.	CODE NO.	DESCRIPTION	VALIDITY	Q.TY	
	27	484.1.029.1B	Manifold		1	
	28	850.4.031.1A	Snap ring		1	
	29	779.1.170.1A	Special screw		2	

DRAWING

035


SEAT




DRAWING

035

SEAT

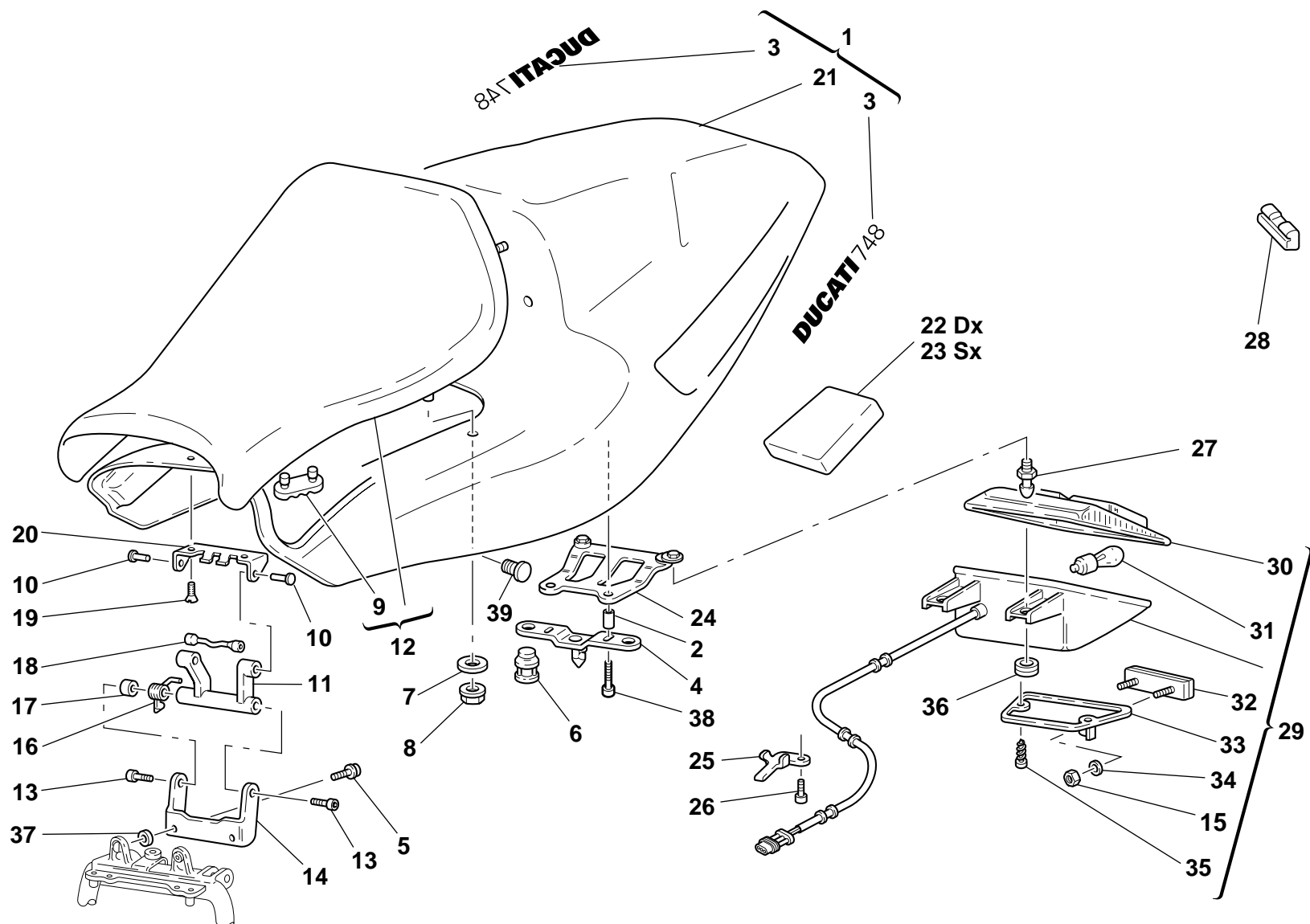
NOTES	NO.	CODE NO.	DESCRIPTION	VALIDITY	Q.TY	
	1	483.2.022.1CA	Rear fairing (RED)		1	
	1	483.2.022.1CB	Rear fairing (YELLOW)		1	
	2	772.5.003.1A	Screw		2	
	3	438.1.099.1AA	Sticker "DUCATI748" (RED)		1	
	3	438.1.099.1AB	Sticker "DUCATI748" (YELLOW)		1	
	4	829.2.004.2A	Holder		1	
	5	8H00.67545	Screw		2	
	6	0000.41039	Rubber pad		2	
	7	60N115548	Washer		8	
	8	8000.56443	Nut		8	
	9	866.1.019.1A	Rubber pad		6	
	10	821.1.057.1A	Pin		2	
	11	455.1.005.1A	Linkage		1	
	12	595.1.029.1A	Seat		1	
	13	60N102482	Screw		2	
	14	827.1.085.1A	Bracket		1	
	15	749.4.030.1A	Nut		2	
	16	799.1.057.1A	Spring		1	
	17	856.1.043.1A	Spacer		1	
	18	764.1.014.1A	Rubber pad		1	
	19	777.5.234.2B	Screw		2	
	20	827.1.086.1A	Bracket		1	
	21	433.1.171.1A	Sticker		1	
	22	866.1.023.1A	R.H. pad		1	
	23	866.1.024.1A	L.H. pad		1	
	24	827.1.118.1A	Plate		1	

NOTES	NO.	CODE NO.	DESCRIPTION	VALIDITY	Q.TY	
	25	827.1.111.1A	Plate		1	
	26	470412	Screw		1	
	27	832.1.008.1A	Pin		2	
	28	866.1.018.1A	Rubber pad		1	
	29	525.4.005.3A	Tail lamp		1	
	30	8000.72911	Lens		1	
	31	390.4.003.1A	Two-light bulb 12V 5/21W		1	
	32	529.1.006.1A	Cat's eye		1	
	33	829.1.242.1A	Holder		1	
	34	852.5.001.1A	Washer		2	
	35	774.5.004.1A	Screw		2	
	36	764.1.024.1A	Vibration damper pad		2	
	37	713.1.099.1A	Spacer		2	
	38	595.1.030.2B	Pillion rider seat (RED)		1	
	38	595.1.030.2BC	Pillion rider seat (YELLOW)		1	
	39	483.3.022.3A	Rear fairing (unpainted)		1	
	40	830.1.155.1A	R.H. bracket		1	
	41	830.1.154.1A	L.H. bracket		1	
	42	827.1.168.1A	Bent plate		2	
	43	60N102509	Screw		2	

DRAWING

035.1


SEAT




DRAWING

035.1

SEAT

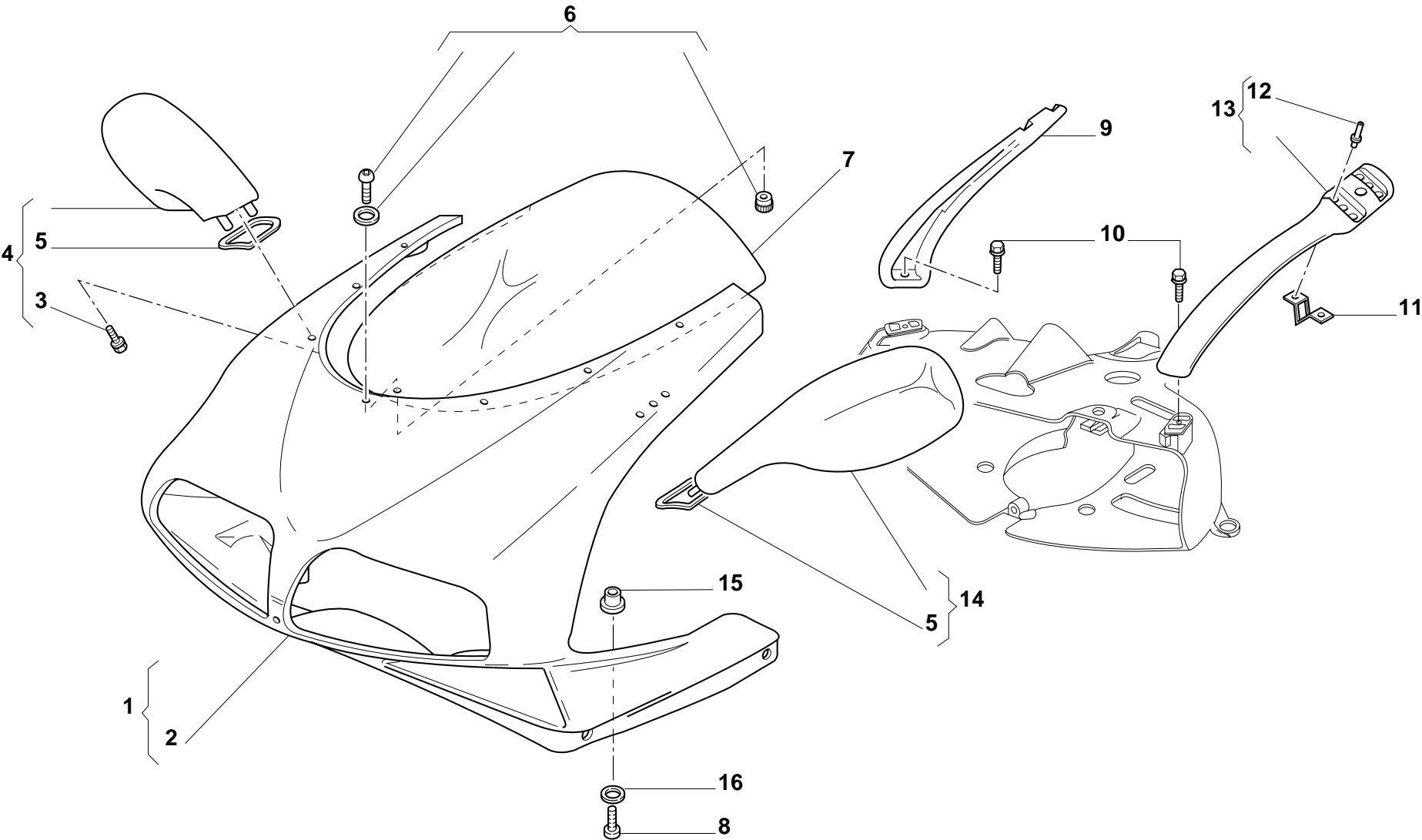
NOTES	NO.	CODE NO.	DESCRIPTION	VALIDITY	Q.TY	
	1	483.2.019.2FA	Rear fairing (RED)		1	
	1	483.2.019.2FB	Rear fairing (YELLOW)		1	
	2	713.1.109.1A	Spacer		2	
	3	438.1.099.1AA	Sticker "DUCATI748" (RED)		2	
	3	438.1.099.1AB	Sticker "DUCATI748" (YELLOW)		1	
	4	829.2.004.1A	Holder		1	
	5	8H00.67545	Screw		2	
	6	0000.41039	Rubber pad		2	
	7	60N115548	Washer		4	
	8	8000.56443	Nut		4	
	9	866.1.019.1A	Rubber pad		4	
	10	821.1.057.1A	Pin		2	
	11	455.1.005.1A	Linkage		1	
	12	595.1.027.1A	Seat		1	
	13	60N102482	Screw		2	
	14	827.1.085.1A	Bracket		1	
	15	749.4.030.1A	Nut		2	
	16	799.1.057.1A	Spring		1	
	17	856.1.043.1A	Spacer		1	
	18	764.1.014.1A	Rubber pad		1	
	19	777.5.234.2B	Screw		2	
	20	827.1.086.1A	Bracket		1	
	21	483.3.019.2A	Rear fairing (unpainted)		1	
	22	866.1.023.1A	R.H. pad		1	
	23	866.1.024.1A	L.H. pad		1	
	24	827.1.120.1A	Plate		1	

NOTES	NO.	CODE NO.	DESCRIPTION	VALIDITY	Q.TY	
	25	827.1.111.1A	Plate		1	
	26	470412	Screw		1	
	27	832.1.008.1A	Pin		2	
	28	866.1.018.1A	Rubber pad		1	
	29	525.4.005.3A	Tail lamp		1	
	30	8000.72911	Lens		1	
	31	390.4.003.1A	Two-light bulb 12V 5/21W		2	
	32	529.1.006.1A	Cat's eye		1	
	33	829.1.242.1A	Holder		1	
	34	852.5.001.1A	Washer		2	
	35	774.5.004.1A	Screw		2	
	36	764.1.024.1A	Vibration damper pad		2	
	37	713.1.099.1A	Spacer		2	
	38	779.5.009.1A	Screw		2	
	39	0659.03.810	Plastic rivet		4	

DRAWING

036


FAIRING



DRAWING

036

FAIRING

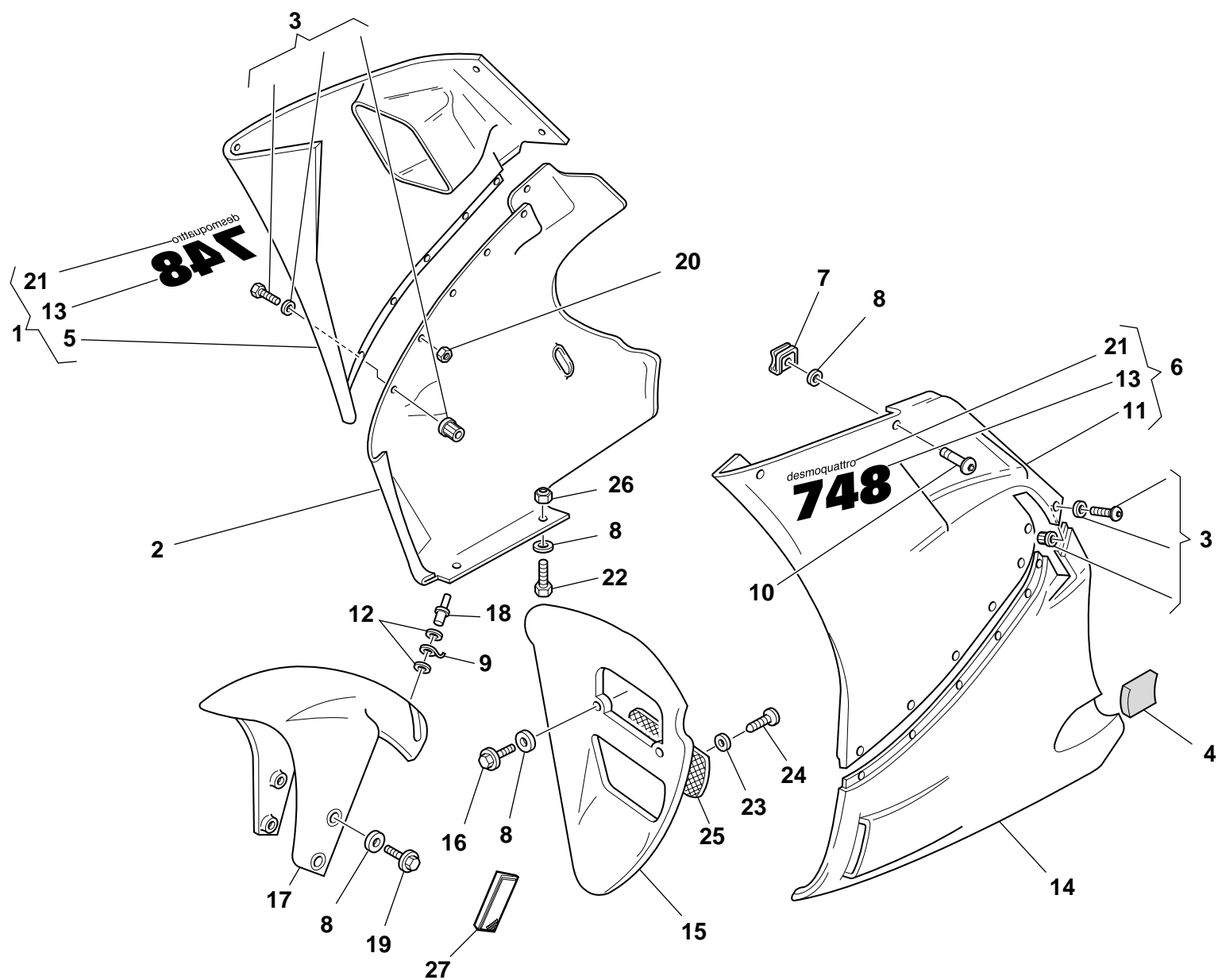
NOTES	NO.	CODE NO.	DESCRIPTION	VALIDITY	Q.TY	
	1	481.2.012.1BA	Headlight fairing (RED)		1	
	1	481.2.012.1BB	Headlight fairing (YELLOW)		1	
	2	481.3.012.1A	Headlight fairing (unpainted)		1	
	3	779.1.137.1A	Special screw		2	
	4	523.1.004.1A	R.H. rear-view mirror		1	
	5	713.1.089.1A	Gasket		2	
	6	699.2.072.1A	Fairing fastening kit		9	
	7	487.1.011.1A	Windshield		1	
	8	0000.55698	Screw		2	
	9	829.2.123.1AB	R.H. mirror holder		1	
	10	8000.62726	Screw		2	
	11	8000.66336	Spring		4	
	12	736.4.012.1A	Shear rivet		8	
	13	829.2.122.1AB	L.H. mirror holder		1	
	14	523.1.003.1A	L.H. rear-view mirror		1	
	15	0364.99.020	Bush		2	
	16	8000.56391	Nylon washer		2	

NOTES	NO.	CODE NO.	DESCRIPTION	VALIDITY	Q.TY	
-------	-----	----------	-------------	----------	------	---

DRAWING


036.1

FAIRING



DRAWING **036.1** FAIRING

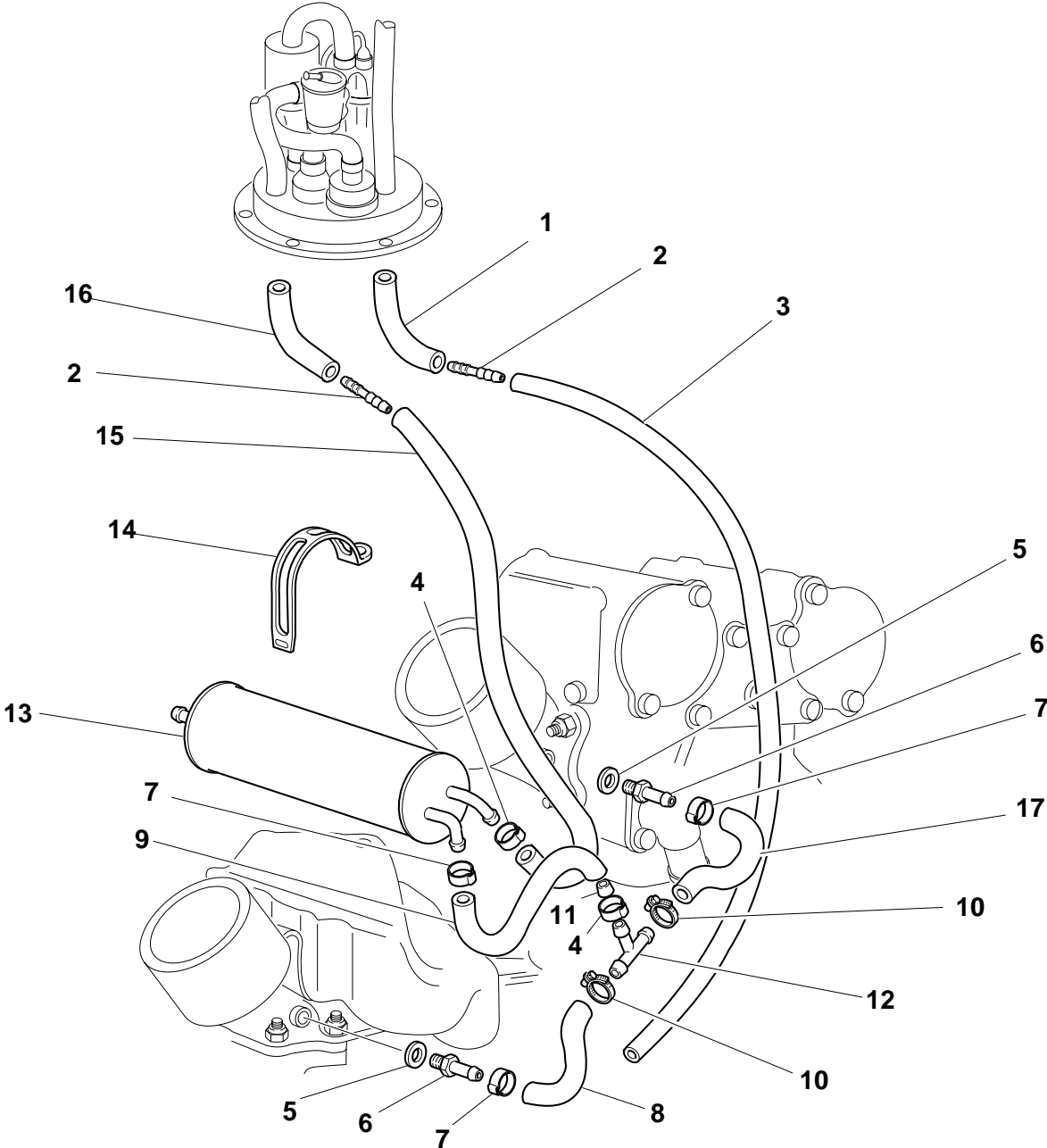
NOTES	NO.	CODE NO.	DESCRIPTION	VALIDITY	Q.TY	
	1	480.1.040.1EA	R.H. upper half-fairing (RED)		1	
	1	480.1.040.1EB	R.H. upper half-fairing (YELLOW)		1	
	2	480.1.041.0A	R.H. lower half-fairing (unpainted)		1	
	2	480.1.041.1A	R.H. lower half-fairing (RED)		1	
	2	480.1.041.1AB	R.H. lower half-fairing (YELLOW)		1	
	3	699.2.072.1A	Fairing fastening kit		14	
	4	460.1.067.1A	Panel		1	
	5	480.3.040.1A	R.H. upper half-fairing (unpainted)		1	
	6	480.1.039.1EA	L.H. upper half-fairing (RED)		1	
	6	480.1.039.1EB	L.H. upper half-fairing (YELLOW)		1	
	7	850.4.041.1A	Quik fastening		10	
	8	856.1.042.1A	Nylon washer		18	
	9	850.1.003.1A	Clip		1	
	10	779.4.006.1A	Pin		10	
	11	480.1.039.0A	L.H. upper half-fairing (unpainted)		1	
	12	852.1.075.1A	Washer		2	
	13	437.1.103.1AA	Sticker 748 (RED)		2	
	13	437.1.103.1AB	Sticker 748 (YELLOW)		2	
	14	480.1.042.1BA	L.H. lower half-fairing (RED)		1	
	14	480.1.042.1BB	L.H. lower half-fairing (YELLOW)		1	
	14	480.3.042.1A	L.H. lower half-fairing (UNPAINTED)		1	
	15	484.1.019.2A	Air manifold (RED)		1	
	15	484.1.019.2AB	Air manifold (YELLOW)		1	
	15	484.3.019.2A	Manifold (unpainted)		1	
	16	772.5.025.1A	Screw		2	
	17	564.1.018.1A	Front mudguard (RED)		1	

NOTES	NO.	CODE NO.	DESCRIPTION	VALIDITY	Q.TY	
	17	564.1.018.1AB	Front mudguard (YELLOW)		1	
	17	564.3.018.1A	Front mudguard (unpainted)		1	
	18	736.4.013.1B	Shear rivet		1	
	19	772.5.024.1A	Screw		4	
	20	764.1.017.1A	Vibration damper pad		1	
	21	437.1.101.1AA	Sticker"desmoquattro" (RED)		2	
	21	437.1.101.1AB	Sticker"desmoquattro" (YELLOW)		2	
	22	772.5.024.1A	Screw		2	
	23	852.1.024.1B	Washer		5	
	24	72237.0974	Self-tapping screw		5	
	25	460.1.060.1A	Net		1	
	26	0056.91.050	El-stop nut		2	
	27	529.1.008.1AB	Cat's eye (AMBER)		2	

DRAWING

037


FUEL INFEED



DRAWING

037

FUEL INFEED

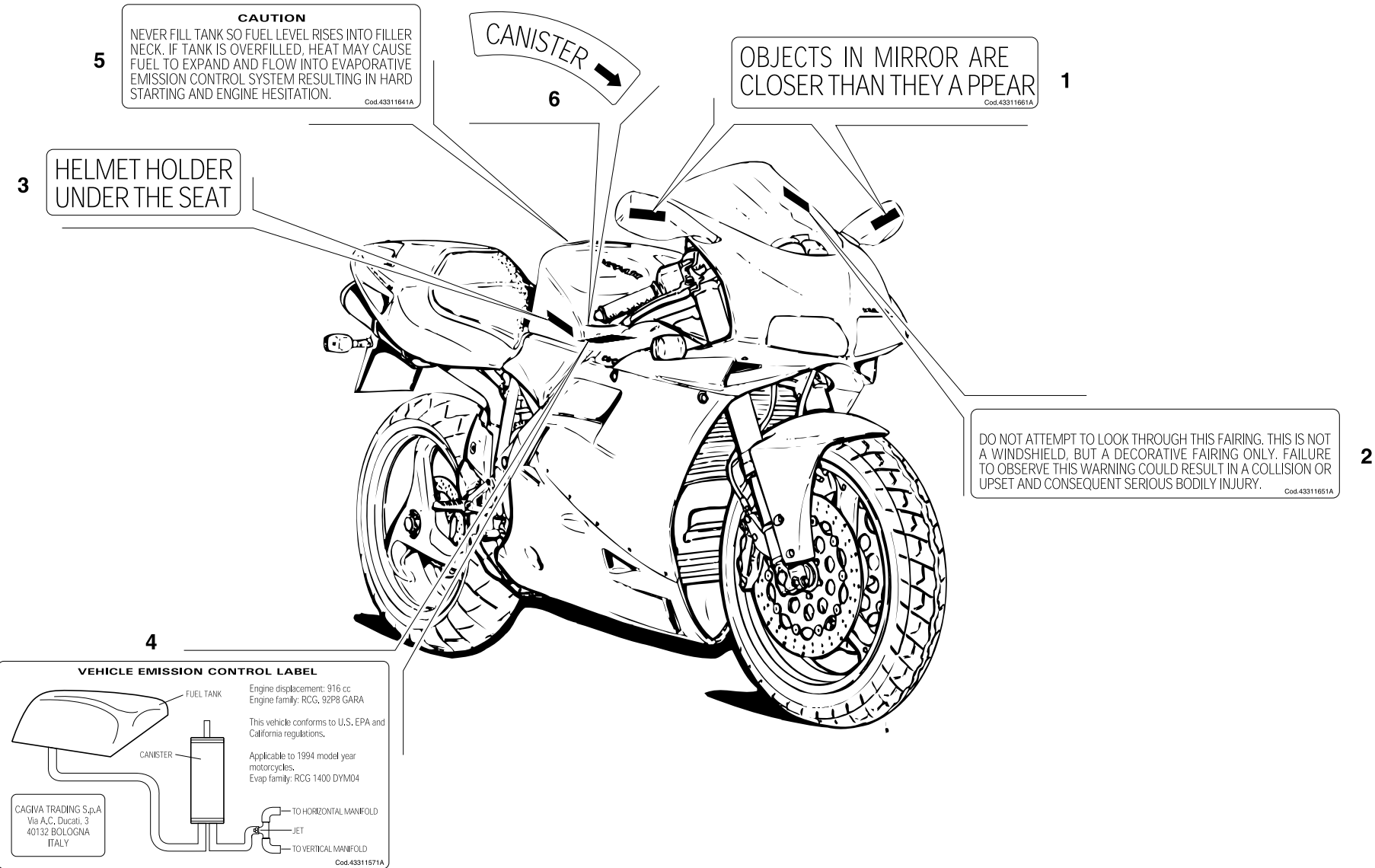
NOTES	NO.	CODE NO.	DESCRIPTION	VALIDITY	Q.TY	
	1	590.1.076.1A	Tube		1	
	2	814.1.054.1A	Union		1	
	3	590.1.060.2A	Breather pipe		1	
	4	0361.83.075	Clamp		2	
	5	0250.70.223	Aluminium gasket		2	
	6	814.1.091.2A	Union		2	
	7	741.4.037.1A	Clamp		3	
	8	590.1.111.1A	Fuel pipe		1	
	9	590.1.122.1A	Tube		1	
	10	741.5.012.1B	Clamp		2	
	11	0150.27.111	Idling jet		1	
	12	0361.98.850	Shunt valve		1	
	13	426.1.008.1A	FUEL INFEED		1	
	14	741.1.016.1A	Clamp		1	
	15	590.1.123.1A	Tube		1	
	16	590.1.077.1A	Breather pipe		1	
	17	590.1.140.1A	Tube		1	

NOTES	NO.	CODE NO.	DESCRIPTION	VALIDITY	Q.TY	
-------	-----	----------	-------------	----------	------	---

DRAWING

038


MARKING PLATES



DRAWING

038

MARKING PLATES

NOTES	NO.	CODE NO.	DESCRIPTION	VALIDITY	Q.TY	
	1	433.1.166.1A	Label		2	
	2	433.1.165.1A	Sticker		1	
	3	433.1.170.1A	Sticker		1	
	4	432.1.300.1A	Sticker		1	
	5	433.1.164.1A	Sticker		1	
	6	433.1.172.1A	Sticker		1	

NOTES	NO.	CODE NO.	DESCRIPTION	VALIDITY	Q.TY	
-------	-----	----------	-------------	----------	------	---

INDEX

CODE No.	Drwg.	POS. N.	CODE No.	Drwg.	POS. N.	CODE No.	Drwg.	POS. N.	CODE No.	Drwg.	POS. N.	CODE No.	Drwg.	POS. N.
	13	9	0023.37.153	30	16	0400.29.125	2	34	0665.49.365	9	33	0797.72.068	18	4
	13	11	0056.91.050	36.1	26	0400.29.126	2	34	0665.49.680	5	8	0797.72.068	21	24
0000.07051	29	11	0124.40.050	12	9	0400.49.240	11	14	0670.16.145	3	7	0799.13.110	2	27
0000.33552	24	20	0124.40.060	8	15	0400.49.240	5	13	0670.16.150	3	3	0803.77.010	27	17
0000.39727	26	31	0150.27.111	37	11	0412.02.295	30	21	0670.16.155	3	19	0905.49.960	9	20
0000.41039	35	6	0150.70.120	5	17	0419.50.045	34.1	13	0670.16.163	3	11	112.1.007.1BA	6	8
0000.41039	35.1	6	0150.70.120	9	28	0419.50.115	34.1	8	0670.16.164	3	11	112.1.007.1BB	6	8
0000.44099	18	6	0150.92.280	2	5	0504.03.085	2	5	0670.16.164	3	15	117.1.025.2A	26	15
0000.44099	19	13	0170.91.730	29	45	051.2.001.1A	1	19	0670.16.165	3	15	117.1.030.1A	23	24
0000.48744	26	32	0204.70.105	15	23	0593.68.505	33	21	0670.16.170	3	26	117.2.006.1A	4	29
0000.48971	31	2	0214.07.350	2	22	0619.47.030	6	12	0670.16.171	3	26	117.2.030.1A	23	27
0000.55698	19	16	0250.70.223	15	4	0619.49.240	7	12	0670.16.184	3	15	120.2.058.1A	7	10
0000.55698	36	8	0250.70.223	37	5	0619.50.065	12	17	0670.16.185	3	15	121.1.003.1A	7	2
0000.56750	20	14	0251.47.050	3	1	0647.29.040	12	15	0670.49.310	9	26	121.1.038.1A	7	3
0000.56803	17	17	0251.47.054	3	1	0647.92.170	4	27	0670.49.910	9	21	121.2.024.1A	7	4
0000.61078	24	12	0272.91.090	2	8	0659.03.810	35.1	39	0670.92.010	10	24	122.2.040.1A	7	1
0000.61078	26	18	0361.83.075	37	4	0659.16.558	4	1	0675.03.210	1	2	140.1.011.2A	15	1
0000.62730	19	21	0361.98.850	37	12	0660.13.060	2	19	0675.49.540	15	27	146.2.059.1A	6	1
0000.64471	27	6	0364.99.020	17.1	7	0660.13.070	2	13	0675.49.540	5	24	147.1.014.1A	8	10
0000.66181	25	15	0364.99.020	29	3	0660.13.143	2	9	0755.29.025	6	10	148.1.001.1A	14	9
0000.66527	17	21	0364.99.020	36	15	0660.13.165	2	25	0755.29.025	8	12	148.1.002.1A	14	7
0000.69056	26	28	0370.49.250	10	26	0660.16.145	4	21	0759.49.280	9	15	148.1.004.1A	14	14
0000.78348	20	24	0370.72.020	24	8	0660.47.040	6	13	0765.92.205	2	21	148.1.035.1A	14	13
0000.79672	21	10	0370.72.020	25	18	0660.49.053	9	17	0797.69.040	14	2	149.1.024.1A	3	25
0000.79673	21	3	0400.09.050	2	21	0660.50.020	12	8	0797.69.040	8	20	150.2.006.1A	3	2
0011.52.010	10	21	0400.17.030	4	26	0664.39.741	26	25	0797.72.068	17	12	150.2.047.1A	3	27
0011.52.010	11	21	0400.29.040	8	14	0665.49.360	9	40	0797.72.068	17.1	3	150.2.048.1A	3	16

INDEX

CODE No.	Drwg.	POS. N.	CODE No.	Drwg.	POS. N.	CODE No.	Drwg.	POS. N.	CODE No.	Drwg.	POS. N.	CODE No.	Drwg.	POS. N.
158.2.006.1D	6	5	182.2.010.1A	2	18	245.1.004.1BB	8	1	280.4.005.1A	16	17	340.2.133.1A	22.1	5
160.1.043.2A	19	2	184.1.001.1A	26	14	245.1.005.1BB	8	3	282.4.012.2A	16	1	340.2.134.1A	22.1	1
160.1.044.2A	19	18	190.2.001.3A	4	8	246.1.004.1A	31	29	283.4.003.1A	34.1	22	341.1.011.1A	22	23
160.1.057.1A	12	13	194.2.001.1B	4	12	246.1.005.1A	31	6	284.4.001.1B	16	14	342.2.028.1A	22	1
160.2.021.1B	28	5	195.4.003.1A	4	22	246.1.058.1A	17	2	285.4.003.1A	18	7	347.1.011.1D	22.1	20
160.9.073.1A	34.1	1	196.1.001.1B	4	10	247.1.002.1BC	11	23	286.4.037.1A	18	19	349.1.054.1C	22.1	14
162.1.001.1B	4	7	198.1.027.1A	4	13	247.1.005.3AB	15	16	287.4.014.1A	17.1	16	349.1.055.1B	22.1	17
170.2.028.1B	4	17	208.1.001.5A	13	19	247.1.006.2AB	15	21	287.4.024.1B	16	11	349.1.064.1A	22.1	22
171.2.020.2B	8	13	208.1.002.5A	13	18	247.1.020.1AB	14	11	287.4.027.1B	16	16	349.1.065.1A	22.1	23
172.1.002.1B	3	10	209.1.001.5A	13	15	247.1.020.1AB	7	7	287.4.028.1A	16	10	349.1.095.1A	22.1	16
172.1.003.1C	3	8	209.1.002.5A	13	14	247.1.073.1A	23	11	287.4.029.1A	16	15	349.1.096.1A	22.1	8
172.1.004.1C	3	5	210.1.018.2A	13	5	247.1.074.1A	23	8	287.4.040.2A	18	12	349.1.097.1A	22.1	21
172.1.005.1C	3	9	211.1.020.2A	13	7	247.1.083.1AE	11	2	301.2.060.1A	13	1	349.1.098.1A	22.1	25
172.1.006.1B	3	18	220.3.208.3A	9	16	247.1.087.1A	19	15	303.1.001.2A	13	2	349.1.099.1A	22.1	18
172.1.007.1B	3	24	225.2.047.1A	10	1	247.1.096.1A	29	39	303.1.001.2AB	13	2	349.1.100.1A	22.1	19
172.1.008.1C	3	22	235.2.002.1AB	15	9	247.1.097.1A	29	40	303.1.001.2AC	13	2	349.1.101.1A	22.1	10
172.1.009.1C	3	21	235.2.003.1AB	15	22	247.1.104.1A	9	2	303.1.001.2AD	13	2	349.1.102.1A	22.1	12
172.1.010.1C	3	20	235.2.004.1AB	15	26	247.1.114.1AB	11	31	303.1.002.1A	13	3	349.1.103.1A	22.1	13
172.1.011.1C	3	23	240.1.001.1AB	15	14	250.2.030.3A	9	5	303.1.002.1AB	13	3	349.1.104.1A	22.1	15
173.1.012.1A	12	20	240.1.002.1AB	15	19	251.2.002.5B	11	29	303.1.002.1AC	13	3	349.1.109.1D	22.1	9
174.1.025.1A	9	12	240.1.011.1AA	15	20	254.1.001.1A	11	25	303.1.002.1AD	13	3	349.1.110.1D	22.1	6
174.2.025.3A	9	1	242.2.038.1BB	11	13	254.4.001.1A	5	4	304.1.001.3B	13	4	349.2.003.1C	22.1	24
176.1.001.1A	12	6	243.1.025.1AD	5	1	255.1.004.1A	14	3	304.1.001.3BB	13	4	349.2.010.1A	22.1	7
176.1.009.1A	12	10	243.2.004.1BB	5	6	255.1.004.1A	8	18	304.1.001.3BC	13	4	360.2.030.1A	22	7
180.1.001.1A	2	11	245.1.001.2AB	8	4	264.4.014.2B	11	1	304.1.002.2B	13	6	360.2.031.1A	22	12
180.1.002.1A	2	12	245.1.002.2AB	8	5	270.4.001.1A	12	1	304.1.002.2BB	13	6	364.4.003.1A	22	21
180.1.008.1A	2	24	245.1.003.1BB	8	2	276.1.025.1B	12	16	304.1.002.2BC	13	6	365.2.039.1A	30	1

INDEX

CODE No.	Drwg.	POS. N.	CODE No.	Drwg.	POS. N.	CODE No.	Drwg.	POS. N.	CODE No.	Drwg.	POS. N.	CODE No.	Drwg.	POS. N.
369.1.003.1A	30	37	420.2.000.7A	7	16	433.1.172.1A	38	6	455.1.005.1A	35.1	11	470412	35.1	26
370.1.014.1A	30	19	420.2.001.0A	11	32	433.1.179.1A	18	32	455.2.003.1A	2	4	480.1.039.0A	36.1	11
372.2.004.1A	30	8	420.2.001.0A	19	32	433.1.205.1A	17	3	456.1.006.1A	23	20	480.1.039.1EA	36.1	6
386.4.006.1A	18	11	420.2.001.0A	24	17	435.1.090.1AA	34	3	456.2.007.1A	23	19	480.1.039.1EB	36.1	6
387.4.002.1A	18	10	420.2.001.0A	25	8	435.1.090.1AB	34	3	457.2.008.1A	26	6	480.1.040.1EA	36.1	1
389.4.006.1A	17	4	420.2.001.0A	26	23	437.1.101.1AA	36.1	21	460.1.040.1A	30	40	480.1.040.1EB	36.1	1
389.4.007.1A	17	5	420.2.001.0A	33	17	437.1.101.1AB	36.1	21	460.1.060.1A	36.1	25	480.1.041.0A	36.1	2
389.4.008.1A	17	6	420.2.001.0A	34	19	437.1.103.1AA	36.1	13	460.1.067.1A	36.1	4	480.1.041.1A	36.1	2
389.4.010.1A	17	7	420.2.001.0A	34.1	2	437.1.103.1AB	36.1	13	462.3.003.7A	2	31	480.1.041.1AB	36.1	2
389.4.013.1A	18	21	420.2.001.0A	5	17	438.1.099.1AA	35	3	462.3.003.8A	11	7	480.1.042.1BA	36.1	14
389.4.014.1A	17	16	420.2.001.0A	9	39	438.1.099.1AA	35.1	3	462.3.003.8A	2	29	480.1.042.1BB	36.1	14
389.4.015.1A	18	21	420.2.006.2A	10	25	438.1.099.1AB	35	3	462.4.037.6A	17.1	21	480.3.040.1A	36.1	5
390.4.003.1A	35	31	420.2.006.4A	9	34	438.1.099.1AB	35.1	3	462.4.037.6A	9	11	480.3.042.1A	36.1	14
390.4.003.1A	35.1	31	425.4.004.1B	34.1	6	442.1.014.1B	31	28	462.4.037.8A	8	6	481.2.012.1BA	36	1
395.4.013.1A	17	15	426.1.008.1A	37	13	442.1.015.1B	31	4	462.4.037.8A	9	9	481.2.012.1BB	36	1
397.4.001.1A	17.1	6	426.2.002.1A	31	30	442.2.009.1CA	31	1	463.2.053.7A	4	15	481.3.012.1A	36	2
400.2.015.1B	20	12	426.2.003.1A	31	7	442.2.009.1CB	31	1	463.4.026.9A	4	16	483.2.019.2FA	35.1	1
401.4.031.1A	20	23	427.1.003.1A	34.1	20	446.1.002.1A	30	41	463.4.047.7A	5	18	483.2.019.2FB	35.1	1
402.4.012.1A	20	26	427.4.002.1A	34.1	17	447.1.019.1A	30	25	463.7.022.6A	4	18	483.2.022.1CA	35	1
403.1.007.1A	20	5	430.4.004.1A	34.1	14	447.1.020.1A	30	26	464.1.005.1A	23	12	483.2.022.1CB	35	1
404.4.007.1A	20	27	432.1.300.1A	38	4	449.1.033.2A	3	12	464.1.006.1A	23	5	483.3.019.2A	35.1	21
407.4.001.1B	20	21	433.1.164.1A	38	5	451.1.001.2A	8	29	465.1.008.1A	29	7	483.3.022.3A	35	39
408.1.010.1A	20	18	433.1.165.1A	38	2	451.1.002.1A	8	28	465.1.010.1A	29	8	484.1.019.2A	36.1	15
417.6.075.9A	5	20	433.1.166.1A	38	1	451.1.004.2A	8	23	470.1.032.1AB	29	1	484.1.019.2AB	36.1	15
417.9.030.8A	22	14	433.1.167.1A	30	42	451.1.007.1A	8	31	470.1.048.1BB	23	1	484.1.029.1B	34.1	27
417.9.050.6A	12	3	433.1.170.1A	38	3	451.1.008.1A	8	25	470412	16	9	484.3.019.2A	36.1	15
417.9.050.6A	17.1	22	433.1.171.1A	35	21	455.1.005.1A	35	11	470412	35	26	486.1.038.1C	29	10

INDEX

CODE No.	Drwg.	POS. N.	CODE No.	Drwg.	POS. N.	CODE No.	Drwg.	POS. N.	CODE No.	Drwg.	POS. N.	CODE No.	Drwg.	POS. N.
487.1.011.1A	36	7	525.4.005.3A	35	29	559.2.004.2A	29	9	590.1.082.1A	16	7	60N102510	12	5
492.4.011.1B	28	20	525.4.005.3A	35.1	29	561.1.010.1A	29	12	590.1.084.1A	16	4	60N102510	15	30
492.4.024.1A	27	5	529.1.006.1A	29	51	561.1.019.1A	29	13	590.1.096.1A	16	12	60N102510	5	5
494.2.051.1A	28	10	529.1.006.1A	35	32	564.1.018.1A	36.1	17	590.1.111.1A	37	8	60N102510	8	8
497.2.001.2A	27	18	529.1.006.1A	35.1	32	564.1.018.1AB	36.1	17	590.1.122.1A	37	9	60N102510	9	10
498.1.009.1A	27	3	529.1.008.1AB	36.1	27	564.3.018.1A	36.1	17	590.1.123.1A	37	15	60N102511	11	15
501.2.019.1AF	27	10	538.4.005.1A	17.1	15	570.1.022.2A	19	9	590.1.140.1A	37	17	60N102511	8	9
502.1.010.1AF	27	16	539.1.021.1A	2	6	570.1.030.2A	19	29	592.1.007.3B	34.1	24	60N102557	22	16
510.1.060.2D	21	18	539.1.023.1A	23	40	571.1.022.2A	19	12	593.1.003.1B	10	30	60N107335	11	3
510.1.061.1A	20	13	539.4.003.1B	26	21	573.1.039.4A	19	17	593.1.018.1A	9	29	60N107335	14	17
510.1.070.1A	20	28	539.4.021.1A	25	5	574.1.039.4A	19	19	595.1.027.1A	35.1	12	60N107335	15	13
510.1.079.1A	16	2	539.4.030.1A	5	16	576.1.036.1A	19	24	595.1.029.1A	35	12	60N107335	33	22
510.1.082.1A	21	13	540.4.011.1C	17.1	12	585.1.011.1A	33	1	595.1.030.2B	35	38	60N107335	4	28
510.1.111.1B	18	1	541.4.003.1A	17.1	19	585.1.012.2A	33	12	595.1.030.2BC	35	38	60N107335	7	17
510.1.148.1A	17	1	541.4.003.1A	21	32	585.1.017.1A	31	19	598.2.023.1A	29	20	60N107335	8	7
513.1.008.2D	17	9	546.1.084.1A	18	18	586.1.025.0AA	34	2	598.2.028.1A	29	37	60N115062	23	25
514.1.016.2A	17.1	4	548.4.008.1A	32	1	586.1.025.3CA	34	1	598.4.011.3A	22	32	60N115062	26	7
514.1.017.2A	17.1	5	550.4.007.1A	32	2	586.1.025.3CB	34	1	60N101079	10	29	60N115548	29	35
516.4.001.1AB	21	21	552.4.002.1A	18	26	587.1.023.1A	34	17	60N101079	11	6	60N115548	35	7
520.4.004.3B	21	1	552.4.008.1A	33	20	590.1.055.1A	34.1	10	60N102482	35	13	60N115548	35.1	7
521.4.007.1A	21	6	552.4.012.1A	20	2	590.1.056.1A	34.1	5	60N102482	35.1	13	610.4.011.2B	25	26
521.4.008.1A	21	7	552.4.013.1A	33	19	590.1.057.1A	34	11	60N102504	7	15	610.4.012.2B	25	7
521.4.009.1A	21	11	552.4.020.1A	11	38	590.1.058.1A	34.1	19	60N102509	14	16	611.4.005.2A	26	29
521.4.010.1A	21	5	552.4.028.1A	1.2	15	590.1.059.1A	34.1	16	60N102509	2	28	612.4.005.1A	24	21
523.1.003.1A	36	14	553.4.003.1A	33	24	590.1.060.2A	37	3	60N102509	35	43	612.4.008.1A	25	12
523.1.004.1A	36	4	556.1.013.2A	23	38	590.1.076.1A	37	1	60N102509	5	2	612.4.008.1A	26	30
525.1.004.2A	29	28	556.2.025.1A	23	35	590.1.077.1A	37	16	60N102510	11	19	612.4.014.1A	25	4

INDEX

CODE No.	Drwg.	POS. N.	CODE No.	Drwg.	POS. N.	CODE No.	Drwg.	POS. N.	CODE No.	Drwg.	POS. N.	CODE No.	Drwg.	POS. N.
612.4.017.1A	25	10	668.1.026.1B	33	3	702.5.008.1A	10	12	713.1.011.1A	3	15	72094.1616	10	5
613.4.020.1A	25	25	669.1.001.1E	13	10	702.5.008.1A	11	4	713.1.012.1B	4	31	72121.2106	6	4
613.4.020.1A	26	26	670.4.012.1A	18	28	702.5.016.1A	4	14	713.1.014.1A	3	11	72237.0657	29	25
618.4.036.2A	25	23	671.1.001.1A	18	29	702.5.019.1A	10	7	713.1.014.1A	3	15	72237.0974	34.1	12
619.4.001.2C	26	27	671.1.002.1A	18	30	703.1.013.1A	22	17	713.1.014.1B	3	11	72237.0974	36.1	24
624.4.012.2A	25	1	676.2.027.1A	28	19	70610.8120	4	11	713.1.014.1E	3	11	72276.0686	20	3
625.4.006.1A	26	12	676.4.022.1A	28	14	70700.6N02	24	10	713.1.014.1E	3	15	72944.1542	14	1
626.4.007.1B	25	2	677.4.003.1A	1.1	3	70700.6N02	25	19	713.1.014.1F	3	11	72944.1542	8	21
626.4.008.1A	25	20	680.1.001.1B	9	7	70700.6N02	26	20	713.1.078.1A	30	23	729905FN1	25	27
626.4.009.1A	25	3	697.2.008.2B	29	18	707006N02	33	27	713.1.082.1A	19	20	729908FN1	8	30
626.4.010.1A	24	4	699.2.063.1A	1.1	11	70780.6516	14	10	713.1.089.1A	36	5	729910FF1	30	15
626.4.011.1A	24	3	699.2.064.1A	27	19	70780.6516	7	6	713.1.099.1A	23	39	732.1.005.1A	29	27
630.4.010.1AB	24	1	699.2.072.1A	36	6	710.1.001.1A	9	13	713.1.099.1A	35	37	732.2.002.2A	29	6
631.4.004.1A	25	9	699.2.072.1A	36.1	3	710.1.002.1A	4	23	713.1.099.1A	35.1	37	734006N01	12	2
631.4.008.1A	24	5	700.1.017.1A	28	9	710.1.023.1A	30	33	713.1.109.1A	35.1	2	734306N01	15	28
631.4.008.1A	25	21	700.1.018.1A	34	13	710.1.024.1A	30	34	713.1.128.1B	11	27	734306N01	5	22
631.4.008.1A	26	24	700.1.019.1A	34	9	710.1.025.1A	30	7	713.1.140.1A	10	28	734406N01	22	4
631.4.009.1A	24	2	700.1.020.1A	21	9	710.1.026.1A	30	18	713.1.166.1A	8	17	734406N01	33	36
632.1.018.2A	24	18	700.1.023.2A	18	14	710.1.027.1A	19	5	714.1.027.1A	27	15	73500.0624	26	4
650.4.006.2A	22	27	701.4.003.1A	12	19	710.1.069.1A	10	11	714.1.028.1A	27	9	73500.1237	12	7
651.4.008.1A	22	8	701.4.004.1A	30	9	710.1.070.1A	10	3	715.1.003.1A	30	13	73500.1237	9	25
652.4.004.3A	22	10	701.4.005.1A	3	4	711.1.067.1A	28	7	716.1.021.2A	34	8	73500.1440	12	11
654.2.002.1A	22	5	701.4.007.1A	12	21	711.1.095.1A	10	27	716.1.028.1A	21	22	73500.1542	2	15
656.1.013.2A	22	28	702.4.004.1A	22	3	712.1.018.1A	28	8	716.1.029.2A	19	26	73500.1747	8	27
656.2.012.1A	22	6	702.4.009.1A	11	11	712.1.019.1A	30	32	716.1.044.1A	30	43	73503.3075	5	11
658.4.002.1A	22	31	702.4.010.1A	11	9	712.1.021.1A	6	6	716.1.049.1A	22	18	73503.3380	10	13
668.1.001.2A	11	16	702.5.001.1A	8	24	713.1.007.1A	14	5	716.1.061.1A	23	16	73503.3380	10	19

INDEX

CODE No.	Drwg.	POS. N.	CODE No.	Drwg.	POS. N.	CODE No.	Drwg.	POS. N.	CODE No.	Drwg.	POS. N.	CODE No.	Drwg.	POS. N.
73503.3380	11	17	741.4.043.1A	26	16	750.1.024.1A	29	21	764.1.024.1A	19	7	771.5.073.2B	11	36
73503.3380	15	10	741.4.060.1A	15	7	750.1.048.1A	23	31	764.1.024.1A	32	4	771.5.078.2B	12	12
73503.3380	8	26	741.4.064.1A	33	11	750.5.001.1A	2	23	764.1.024.1A	35	36	771.5.078.2B	5	3
73503.3449	34.1	23	741.4.064.1A	34.1	4	75113.2566	4	20	764.1.024.1A	35.1	36	771.5.080.2B	10	16
73503.3683	15	25	741.5.012.1B	37	10	75120.1747	15	24	764.4.005.1A	18	9	771.5.122.2B	2	30
736.4.012.1A	36	12	741.5.027.1B	31	26	75143.3380	10	14	76400.0001	30	20	771.5.129.2B	9	8
736.4.013.1B	31	9	741.5.027.1B	33	25	75162.2566	27	8	76401.0002	23	26	771.5.136.2B	10	15
736.4.013.1B	36.1	18	74172.1008	14	8	75162.2566	30	22	76401.0003	23	22	771.5.266.2B	28	22
737.4.011.2B	8	22	74172.1008	6	16	75191.3380	10	4	76401.0009	30	3	771.5.431.2B	25	6
741.1.010.1A	18	20	74172.1008	8	16	75791.1747	10	9	76401.0010	30	5	771.5.639.2B	20	8
741.1.011.1A	29	36	74224.0570	4	24	75794.1542	10	2	76402.0002	3	17	771.5.639.2B	21	14
741.1.011.1A	33	6	74224.0570	6	7	75794.1542	15	11	766.1.001.2B	10	22	771.5.664.2B	22	19
741.1.012.1A	18	22	747.1.005.1A	29	22	759.1.008.1A	28	1	766.4.012.1A	14	6	771.5.667.2B	21	2
741.1.012.1A	21	25	747.5.001.1A	23	23	759.1.009.1A	27	12	766.4.012.1A	15	3	771.5.667.2B	22	26
741.1.013.1A	17	18	748.1.014.1A	27	1	760.4.003.1A	29	26	76835.1134	2	10	771.5.667.2B	23	14
741.1.013.1A	18	23	748.1.024.1A	19	3	76267.0012	9	24	771.1.003.1A	30	17	771.5.667.2B	29	29
741.1.016.1A	37	14	748.4.002.1A	23	2	76270.0827	3	29	771.1.004.1A	34	7	771.5.669.2B	22	25
741.4.001.1A	33	10	748.4.024.1A	28	4	763106N01	20	29	771.1.010.1A	10	32	771.5.669.2B	24	6
741.4.002.1A	33	30	749.4.030.1A	35	15	763106N01	23	21	771.4.006.1A	11	37	771.5.669.2B	25	24
741.4.002.1A	7	19	749.4.030.1A	35.1	15	764.1.002.1A	13	8	771.5.025.2B	18	8	771.5.672.2B	21	8
741.4.013.1B	34	10	749.5.001.1A	29	49	764.1.003.1B	4	6	771.5.040.2B	11	5	771.5.721.2B	27	4
741.4.025.1A	33	35	750.1.002.1B	4	25	764.1.011.2A	23	18	771.5.040.2B	34	20	771.5.723.2B	23	6
741.4.037.1A	37	7	750.1.012.2A	6	14	764.1.011.2A	26	10	771.5.043.2B	4	4	771.5.723.2B	29	43
741.4.040.1A	16	5	750.1.018.1A	28	2	764.1.014.1A	35	18	771.5.045.7E	34	5	771.5.725.2B	22	34
741.4.041.1A	16	6	750.1.019.1A	27	13	764.1.014.1A	35.1	18	771.5.066.2B	11	20	771.5.754.2B	23	36
741.4.043.1A	24	14	750.1.021.1A	30	6	764.1.016.1A	18	27	771.5.072.2B	10	20	771.5.754.2B	26	2
741.4.043.1A	25	16	750.1.022.1A	30	4	764.1.017.1A	36.1	20	771.5.072.2B	5	23	771.5.937.2B	30	11

INDEX

CODE No.	Drwg.	POS. N.	CODE No.	Drwg.	POS. N.	CODE No.	Drwg.	POS. N.	CODE No.	Drwg.	POS. N.	CODE No.	Drwg.	POS. N.
771.5.938.2B	30	12	772.5.025.1A	33	5	779.1.099.1A	22	15	788.1.045.1A	31	10	799.2.001.1A	23	33
772.1.002.1A	30	14	772.5.025.1A	36.1	16	779.1.109.1A	6	2	788.1.048.1A	19	23	800.1.007.1A	7	20
772.1.003.1A	30	35	774.5.002.1B	31	5	779.1.121.1A	33	13	788.1.052.1A	5	7	800.1.008.1A	7	18
772.1.004.2A	30	31	774.5.004.1A	35	35	779.1.137.1A	36	3	788.1.054.1A	12	4	800.1.035.1A	33	28
772.1.005.1A	28	21	774.5.004.1A	35.1	35	779.1.162.1A	9	27	788.1.056.1A	11	30	800.1.036.1A	33	23
772.1.007.1A	34	12	775.1.006.1A	17	8	779.1.170.1A	34.1	29	788.1.066.1AA	11	39	800.1.037.1A	33	32
772.1.008.1A	31	15	776.4.002.1A	20	19	779.1.198.1A	9	23	788.1.066.1AB	11	39	800.1.038.1A	33	26
772.1.016.1A	29	24	776.5.032.2A	15	5	779.1.203.1A	2	7	788.1.066.1AC	11	39	800.1.039.1A	33	33
772.1.017.1A	31	16	777.5.038.2B	29	5	779.1.213.1A	23	29	789.1.001.1A	34.1	25	800.1.040.1A	33	29
772.5.003.1A	29	38	777.5.049.2C	11	24	779.4.005.1A	23	41	790.1.001.2A	19	1	8000.18048	34	15
772.5.003.1A	35	2	777.5.234.2B	35	19	779.4.006.1A	36.1	10	791.1.012.1A	34	4	8000.20602	20	15
772.5.021.1A	20	30	777.5.234.2B	35.1	19	779.5.009.1A	35.1	38	791.1.017.2A	31	11	8000.36230	21	12
772.5.023.1A	17.1	23	779.1.007.2A	6	9	779.5.019.1A	9	6	791.1.041.1A	31	14	8000.36230	29	50
772.5.023.1A	19	31	779.1.009.1A	19	22	779.5.020.1A	9	3	791.2.023.1A	7	5	8000.36726	21	4
772.5.023.1A	22	29	779.1.026.1A	10	17	780.1.007.1A	19	27	799.1.014.1A	13	16	8000.36726	29	32
772.5.024.1A	18	2	779.1.039.1A	2	3	780.1.008.1A	34.1	3	799.1.015.1A	13	13	8000.37901	18	16
772.5.024.1A	22	11	779.1.058.2A	24	16	780.1.016.1A	6	3	799.1.025.1A	2	20	8000.42278	20	10
772.5.024.1A	26	11	779.1.058.2A	25	11	780.1.018.1A	9	14	799.1.045.1A	23	3	8000.44240	15	2
772.5.024.1A	29	17	779.1.058.2A	26	22	780.5.001.1A	11	33	799.1.048.1A	19	4	8000.44240	19	28
772.5.024.1A	36.1	19	779.1.059.1A	32	8	786.1.053.2A	7	11	799.1.049.1A	2	1	8000.44240	29	16
772.5.024.1A	36.1	22	779.1.082.2A	24	19	786.1.060.1A	7	9	799.1.051.2A	6	15	8000.50442	33	31
772.5.025.1A	17.1	17	779.1.084.1A	7	13	787.1.005.1A	9	37	799.1.052.2A	16	8	8000.50450	31	18
772.5.025.1A	21	20	779.1.085.1A	19	8	788.1.002.2A	15	6	799.1.055.1A	9	30	8000.50454	31	24
772.5.025.1A	23	7	779.1.086.1B	9	38	788.1.007.3A	15	15	799.1.057.1A	35	16	8000.53249	33	18
772.5.025.1A	30	39	779.1.088.1A	17	14	788.1.008.3A	15	18	799.1.057.1A	35.1	16	8000.53724	17	19
772.5.025.1A	31	23	779.1.092.1A	24	7	788.1.010.4A	15	17	799.1.064.1A	21	16	8000.53724	18	24
772.5.025.1A	32	3	779.1.092.1A	25	17	788.1.044.1A	31	27	799.1.083.1B	26	33	8000.53724	21	26

INDEX

CODE No.	Drwg.	POS. N.	CODE No.	Drwg.	POS. N.	CODE No.	Drwg.	POS. N.	CODE No.	Drwg.	POS. N.	CODE No.	Drwg.	POS. N.
8000.56359	18	3	8000.62726	34	16	8000.77936	20	25	821.1.068.1A	29	44	827.1.120.1A	35.1	24
8000.56359	19	10	8000.62726	36	10	802.1.009.1A	31	13	821.1.070.1A	2	17	827.1.156.1A	17.1	10
8000.56391	36	16	8000.62729	17.1	11	80A0.06385	18	15	821.1.096.1A	26	13	827.1.168.1A	35	42
8000.56443	17	10	8000.62729	19	11	80A0.53548	23	13	821.1.103.1A	23	37	827.1.181.1A	21	30
8000.56443	19	25	8000.62729	32	6	80A0.62649	19	6	824.1.015.1A	23	28	827.1.195.1A	17.1	18
8000.56443	24	13	8000.63150	31	20	80C0.05893	29	23	824.1.016.1A	23	9	829.1.073.3A	5	21
8000.56443	29	4	8000.66308	17.1	2	80N021507	29	47	824.1.031.1A	29	41	829.1.077.2B	34.1	15
8000.56443	29	34	8000.66308	29	2	814.1.002.1AB	7	14	824.1.032.1A	29	42	829.1.078.1A	26	1
8000.56443	35	8	8000.66336	36	11	814.1.036.1AB	14	15	825.1.009.1A	28	17	829.1.094.1D	17.1	14
8000.56443	35.1	8	8000.66526	17	20	814.1.037.1AB	33	15	826.1.003.1A	10	6	829.1.095.3A	17.1	1
8000.56741	20	22	8000.66774	22	30	814.1.038.1AB	14	18	826.1.009.1A	2	33	829.1.096.1A	18	5
8000.56742	20	20	8000.67981	26	8	814.1.054.1A	37	2	826.1.011.1A	3	13	829.1.104.1A	34.1	7
8000.56747	20	17	8000.68490	25	14	814.1.089.1A	34.1	9	827.1.067.1A	23	30	829.1.106.1A	33	14
8000.56748	20	16	8000.68490	26	19	814.1.091.2A	37	6	827.1.071.1A	17.1	9	829.1.112.1AC	20	6
8000.56752	20	11	8000.70119	27	2	815.1.001.1A	9	35	827.1.077.1A	17	13	829.1.117.1A	20	9
8000.59056	23	17	8000.70127	22.1	3	818.2.009.1A	4	3	827.1.085.1A	35	14	829.1.118.1A	20	7
8000.59056	26	5	8000.70133	22.1	4	819.1.017.1A	27	11	827.1.085.1A	35.1	14	829.1.127.1A	18	13
8000.62648	27	7	8000.70139	1.1	8	819.2.039.2A	28	13	827.1.086.1A	35	20	829.1.129.1A	34	14
8000.62652	32	5	8000.72911	35	30	821.1.001.1A	2	26	827.1.086.1A	35.1	20	829.1.136.1A	29	48
8000.62653	30	27	8000.72911	35.1	30	821.1.002.1A	13	20	827.1.089.1A	21	15	829.1.140.1A	20	1
8000.62655	29	46	8000.74504	21	28	821.1.003.1A	13	17	827.1.090.1A	21	17	829.1.187.1A	15	29
8000.62676	23	34	8000.74504	29	30	821.1.004.1A	13	12	827.1.095.1A	21	19	829.1.190.1A	21	31
8000.62726	17.1	8	8000.74505	21	27	821.1.051.1A	23	4	827.1.099.2A	31	21	829.1.228.1A	24	9
8000.62726	17.1	20	8000.74505	29	31	821.1.052.1A	26	9	827.1.111.1A	35	25	829.1.238.1A	25	22
8000.62726	21	23	8000.74507	21	29	821.1.054.1A	17	11	827.1.111.1A	35.1	25	829.1.242.1A	35	33
8000.62726	29	14	8000.74507	29	33	821.1.057.1A	35	10	827.1.115.1A	29	15	829.1.242.1A	35.1	33
8000.62726	30	28	8000.77921	34	18	821.1.057.1A	35.1	10	827.1.118.1A	35	24	829.1.260.1A	23	32

INDEX

CODE No.	Drwg.	POS. N.	CODE No.	Drwg.	POS. N.	CODE No.	Drwg.	POS. N.	CODE No.	Drwg.	POS. N.	CODE No.	Drwg.	POS. N.
829.1.270.1A	17.1	13	840.1.011.1A	13	11	840.1.054.1B	13	9	852.1.008.1A	5	10	852.1.104.1K	6	11
829.2.004.1A	35.1	4	840.1.012.1A	13	11	840.1.055.1B	13	9	852.1.024.1B	36.1	23	852.1.104.1L	6	11
829.2.004.2A	35	4	840.1.013.1A	13	11	840.1.056.1B	13	9	852.1.053.1A	2	2	852.1.104.1M	6	11
829.2.079.1B	22	20	840.1.014.1A	13	11	840.1.057.1B	13	9	852.1.053.1A	23	15	852.1.104.1N	6	11
829.2.122.1AB	36	13	840.1.015.1A	13	11	840.1.058.1B	13	9	852.1.054.1A	26	3	852.1.105.1AB	3	26
829.2.123.1AB	36	9	840.1.016.1A	13	11	840.1.059.1B	13	9	852.1.055.1A	28	3	852.1.105.1AD	3	26
830.1.077.1A	32	7	840.1.017.1A	13	11	840.1.060.1B	13	9	852.1.056.1A	28	12	852.1.105.1AG	3	26
830.1.090.1A	16	3	840.1.018.1A	13	11	840.1.061.1B	13	9	852.1.057.1A	27	14	852.1.108.1AH	3	1
830.1.121.1A	16	13	840.1.019.1A	13	11	840.1.062.1B	13	9	852.1.058.2A	28	6	852.1.108.1AL	3	1
830.1.127.1A	30	38	840.1.020.1A	13	11	840.1.063.1B	13	9	852.1.059.1A	28	15	852.1.108.1AN	3	1
830.1.144.1A	11	35	840.1.021.1A	13	11	840.1.064.1B	13	9	852.1.068.1A	30	36	852.1.111.1A	2	5
830.1.154.1A	35	41	840.1.022.1A	13	11	840.1.065.1B	13	9	852.1.072.1A	19	14	852.1.114.1A	11	34
830.1.155.1A	35	40	840.1.023.1A	13	11	840.1.066.1B	13	9	852.1.075.1A	31	8	852.1.120.1A	9	4
832.1.003.1A	30	24	840.1.024.1A	13	11	840.1.067.1B	13	9	852.1.075.1A	36.1	12	852.5.001.1A	29	52
832.1.008.1A	35	27	840.1.025.1A	13	11	840.1.068.1B	13	9	852.1.094.1A	2	19	852.5.001.1A	35	34
832.1.008.1A	35.1	27	840.1.026.1A	13	11	840.1.069.1B	13	9	852.1.098.1A	34.1	26	852.5.001.1A	35.1	34
832.1.012.1A	18	25	840.1.027.1A	13	11	840.1.070.1B	13	9	852.1.103.1A	22	13	852.5.005.1A	9	18
840.1.001.1A	13	11	840.1.028.1A	13	11	840.1.071.1B	13	9	852.1.104.1A	6	11	856.1.001.1A	3	6
840.1.002.1A	13	11	840.1.029.1A	13	11	841.1.002.2A	4	2	852.1.104.1B	6	11	856.1.002.1A	14	4
840.1.003.1A	13	11	840.1.030.1A	13	11	848.2.001.1B	22	22	852.1.104.1C	6	11	856.1.002.1A	8	19
840.1.004.1A	13	11	840.1.031.1A	13	11	850.1.003.1A	36.1	9	852.1.104.1D	6	11	856.1.023.1A	19	30
840.1.005.1A	13	11	840.1.032.1A	13	11	850.2.002.1A	31	3	852.1.104.1E	6	11	856.1.025.1A	10	23
840.1.006.1A	13	11	840.1.033.1A	13	11	850.4.031.1A	34.1	28	852.1.104.1F	6	11	856.1.031.1A	3	30
840.1.007.1A	13	11	840.1.034.1A	13	11	850.4.041.1A	36.1	7	852.1.104.1G	6	11	856.1.042.1A	36.1	8
840.1.008.1A	13	11	840.1.051.1B	13	9	851.1.001.1B	4	9	852.1.104.1H	6	11	856.1.043.1A	35	17
840.1.009.1A	13	11	840.1.052.1B	13	9	851.4.001.1A	4	5	852.1.104.1I	6	11	856.1.043.1A	35.1	17
840.1.010.1A	13	11	840.1.053.1B	13	9	852.1.005.1A	2	14	852.1.104.1J	6	11	863.1.001.1A	28	23

INDEX

CODE No.	Drwg.	POS. N.	CODE No.	Drwg.	POS. N.	CODE No.	Drwg.	POS. N.	CODE No.	Drwg.	POS. N.	CODE No.	Drwg.	POS. N.
863.1.002.1A	12	14	877.1.039.1A	26	17	88713.0137	1	12	88713.1078	1	13	88765.1126A	1.2	4
866.1.018.1A	35	28	877.1.040.1A	18	31	88713.0144	1	28	88713.1079	1	17	88765.1126B	1.2	12
866.1.018.1A	35.1	28	877.1.067.1A	25	13	88713.0146	1	25	88713.1091	1	23	88765.1126C	1.2	11
866.1.019.1A	35	9	881.1.010.1C	12	18	88713.0844	1	16	88713.1093	1	26	88765.1126D	1.2	14
866.1.019.1A	35.1	9	881.1.012.1A	2	32	88713.0847	1	21	88713.1096	1.1	19	88765.1126E	1.2	9
866.1.021.1A	33	34	881.2.001.1A	4	19	88713.0862	1	11	88713.1097	1.1	21	88765.1126F	1.2	13
866.1.023.1A	35	22	882.1.003.1A	8	11	88713.0869	1	32	88713.1139	1	3	88765.1126G	1.2	17
866.1.023.1A	35.1	22	882.1.006.1A	2	16	88713.0870	1	33	88713.1140	1.1	14	88765.1126H	1.2	16
866.1.024.1A	35	23	884.1.005.1A	22.1	26	88713.0874	1	7	88713.1309	1	10	88765.1126L	1.2	19
866.1.024.1A	35.1	23	884.5.003.1A	23	10	88713.0875	1	9	88713.1332	1	29	88765.1126M	1.2	18
872.1.011.1A	22	33	884.5.004.1A	28	18	88713.0879	1	8	88713.1344	1.1	13	88765.1126N	1.2	7
872.1.015.1A	22	24	884.5.005.1A	28	11	88713.0891	1	4	88713.1419	1	22	88765.1126P	1.2	10
872.1.016.1A	30	29	884.5.010.1A	16	18	88713.0957	1.1	20	88713.1502	1	31	88765.1126Q	1.2	5
872.1.017.1A	30	30	884.5.011.1A	11	8	88713.1010	1	18	88765.0968	1	27	88765.1126R	1.2	3
872.1.026.1A	17	22	886.4.001.1A	15	8	88713.1037	1.1	6	88765.0978	1	20	88765.1126S	1.2	22
872.4.018.1A	18	17	886.4.003.1A	11	10	88713.1038	1.1	18	88765.1001	1	14	88765.1126T	1.2	23
873.1.001.1A	14	20	886.4.021.1A	34.1	11	88713.1057	1.1	15	88765.1068	1	15	88765.1126U	1.2	20
873.1.004.1A	14	19	886.4.022.1A	34.1	18	88713.1058	1.1	7	88765.1069	1	15	88765.1126V	1.2	8
873.1.037.1A	9	31	886.4.035.1A	11	22	88713.1059	1.1	5	88765.1070	1	15	88765.1126Z	1.2	1
875.1.018.1A	9	36	886.4.037.1A	9	32	88713.1062	1.1	9	88765.1071	1	15	893.1.004.1A	33	2
875.1.022.1A	30	2	886.5.001.1A	34.1	21	88713.1067	1.1	12	88765.1072	1	15	893.1.005.1A	5	15
876.1.052.1A	33	9	886.5.003.1A	28	16	88713.1068	1.1	17	88765.1073	1.2	21	893.4.005.1A	24	11
876.1.053.1A	31	25	886.5.004.1A	31	12	88713.1071	1.1	10	88765.1074	1.2	21	894.2.009.1A	9	19
876.1.058.1A	33	7	88700.5644	1	1	88713.1072	1.1	1	88765.1075	1.2	21	895.4.001.2A	34	6
876.1.059.1A	33	8	88700.5665	1	30	88713.1073	1.1	2	88765.1076	1.2	21	8A00.67997	3	14
876.2.054.1A	31	17	88700.5749	1	24	88713.1074	1.1	4	88765.1077	1.2	21	8A00.67997	31	22
877.1.037.1A	24	15	88713.0123	1	6	88713.1077	1.1	16	88765.1126	1.2	6	8A00.69056	22.1	2

INDEX

CODE No.	Drwg.	POS. N.	CODE No.	Drwg.	POS. N.	CODE No.	Drwg.	POS. N.	CODE No.	Drwg.	POS. N.	CODE No.	Drwg.	POS. N.
8B00.67545	20	4	93823.2087	33	16									
8H00.67545	35	5	93823.2087	7	8									
8H00.67545	35.1	5	93823.3156	10	31									
913.7.065.1C	29	19	93827.0114	5	12									
914.7.023.1A	1.2	2	93827.0114	9	22									
914.7.023.1B	1.2	2	94247.0014	10	10									
914.7.023.1C	1.2	2	94247.0014	11	12									
914.7.023.1D	1.2	2	94247.0014	5	19									
914.7.023.1E	1.2	2	98112.0002	1	5									
919.1.001.2A	27	20												
930.1.004.1A	22	2												
930.1.005.1A	22.1	11												
930.4.011.1A	30	10												
930.5.005.1A	11	26												
930.5.006.2B	11	28												
93783.0812	3	28												
93783.1524	11	18												
93783.1730	15	12												
93783.2552	10	8												
93784.2030	5	9												
93785.1830	10	18												
93823.0119	33	4												
93823.0128	4	32												
93823.2018	4	30												
93823.2037	22	9												
93823.2082	5	14												
93823.2087	14	12												