





***Spare parts catalogue 749R mon U.S.A.***

***DUCATI***749





<b>DUCATI</b> MOTORHOLDING 	<b>749R</b>	<b>M.Y. '04</b>	<b>U.S.A.</b>
<i>Spare Sparts Department</i>	<i>P.N. 91512042A</i>	<i>Maggio - May '04</i>	<i>Edizione - Edition 01</i>
<b>DUCATI</b> MOTORHOLDING 	<b>749R</b>	<b>M.Y. '04</b>	<b>U.S.A.</b>
<i>Spare Sparts Department</i>	<i>P.N. 91512042A</i>	<i>Maggio - May '04</i>	<i>Edizione - Edition 01</i>
<b>DUCATI</b> MOTORHOLDING 	<b>749R</b>	<b>M.Y. '04</b>	<b>U.S.A.</b>
<i>Spare Sparts Department</i>	<i>P.N. 91512042A</i>	<i>Maggio - May '04</i>	<i>Edizione - Edition 01</i>
<b>DUCATI</b> MOTORHOLDING 	<b>749R</b>	<b>M.Y. '04</b>	<b>U.S.A.</b>
<i>Spare Sparts Department</i>	<i>P.N. 91512042A</i>	<i>Maggio - May '04</i>	<i>Edizione - Edition 01</i>



## GENERAL INFORMATION

The present spare parts order exactly the right spare parts

When ordering specify:

1) the part's code number followed by its description; quantity needed;

2) the motorcycle's serial number, stamped on the steering head.

Reference to right and left apply to the vehicle in terms of its direction of movement.

Spare parts drawings are general and do not represent the part.

The contents of this catalogue are general and can undergo changes without prior notice.

## VALIDITY

f.m.	Until V.I.N.
d.m.	From V.I.N.
f.m.m.	Up to engine number
d.m.m.	From engine number

## LIST

CAL	California
CND	Canada

*Ducati Motor Holding S.p.A.  
Commercial and Administration Office:  
Via A. Cavalieri Ducati n. 3  
40132 Bologna, Italy  
Telefono 051 6413111  
Fax 051 406580  
Internet [www.ducati.com](http://www.ducati.com)*

CATALOGUE No: 915.1.204.2A  
ISSUED: 05 - 04

CATALOGUE No: 915.1.204.2A  
ISSUED: 05 - 04

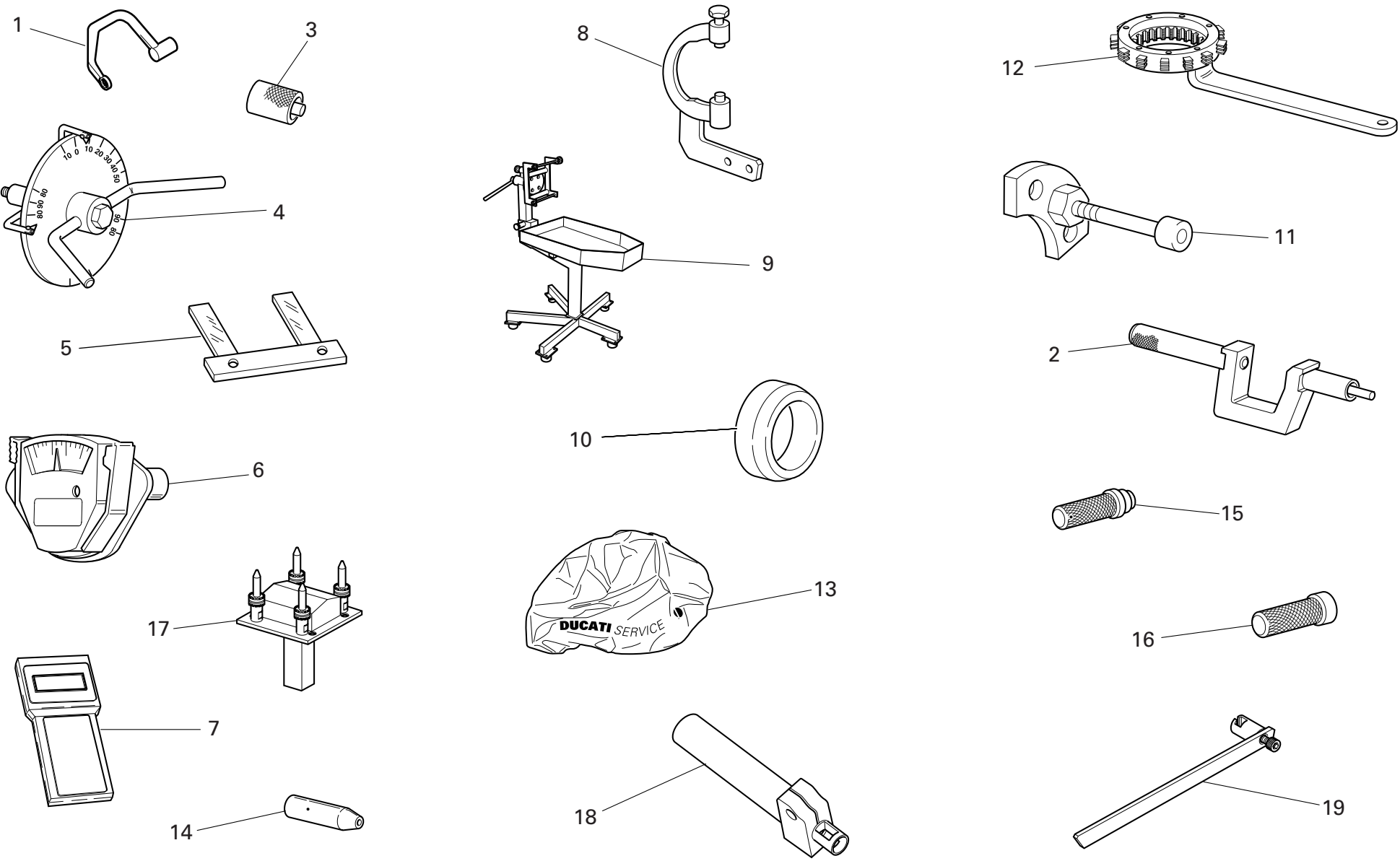
PAINTS

Paint	Code
"Rosso Anniversary DUCATI"	(PPG) F_473.101
"Trasparente"	(PPG) 228.880




page	CONTENTS
4	001 WORKSHOP SPECIAL TOOLS
6	001a WORKSHOP SPECIAL TOOLS
8	001b WORKSHOP SPECIAL TOOLS
10	001c DIAGNOSIS TESTER MATHESIS
12	001d WORKSHOP SPECIAL TOOLS
14	002 GEARCHANGE
16	003 GEAR-BOX
18	004 CLUTCH
20	005 CLUTCH COVER
22	005a CLUTCH COVER
24	006 CRANKSHAFT
26	007 CYLINDERS - PISTONS
28	008 TIMING
30	009 FILTERS AND OIL PUMP
32	010 HALF CRANKCASES
34	010a HALF CRANKCASES
36	011 WATER PUMP - ALTERNATOR COVER
38	011a WATER PUMP - ALTERNATOR COVER
40	012 ELECTRIC STARTER AND IGNITION
42	013 HEAD : TIMING
44	014 COLLECTORS AND HEAD COVERS
46	014a HEAD COVERS
48	015 HEAD
50	016 OIL COOLER
52	017 THROTTLE BODY
54	018 BATTERY BOX MOUNT
56	018a INJECTION SYSTEM
58	019 EXHAUST SYSTEM
60	019a CARBON EXHAUST SYSTEM
62	020 FRONT HEAD-LIGHT AND INSTRUMENT PANEL
64	020a FRONT WIRING
66	021 HALF-HANDLEBARS - SHOCK-ADSORBER
68	021a HALF-HANDLEBARS - SHOCK-ADSORBER
70	021b FRONT FORK
72	022 FRAME
74	022a STAND
76	023 CLUTCH CONTROL
78	024 FRONT HYDRAULIC BRAKE
80	025 REAR HYDRAULIC BRAKE
82	026 FRONT AND REAR WHEELS
84	027 REAR FRAME(mon)
86	027a NUMBER PLATE HOLDER
88	028 REAR SUSPENSION
90	028a REAR FORK
92	029 AIR INDUCTION - OIL VENT
94	030 WATER RADIATOR ASSY
96	031 COOLING CIRCUIT
98	032 FUEL TANK
100	032a FUEL SYSTEM
102	033 SEAT
104	034 HEADLIGHT FAIRING
106	034a FAIRING
108	035 FUEL INFEED
110	036 MARKING PLATES

DRAWING 001 WORKSHOP SPECIAL TOOLS



DRAWING 001

WORKSHOP SPECIAL TOOLS

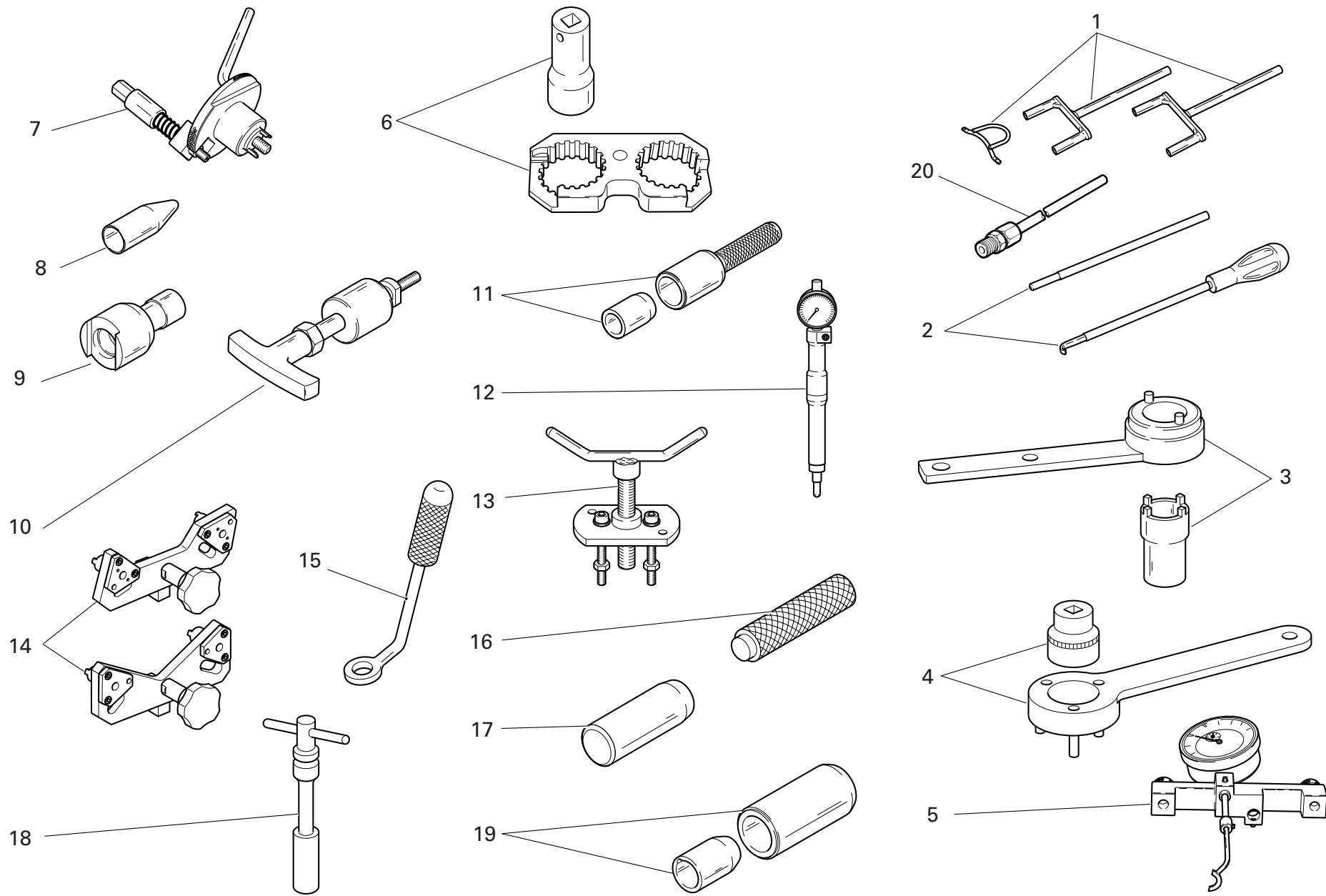
NOTES NO.	CODE NO.	DESCRIPTION	VALIDITY	Q.TY 
	1	88713.2096	Head nuts holder wrench	1
	2	88713.1429	Tool to drive valve seal ring ø7	1
	3	88765.1298	Spacer for checking lower valve shim	1
	4	88713.0123	Degree wheel holder tool for ignition advance check	1
	4	98112.0002	Degree wheel	1
	5	88765.1000	Fork feeler gauge 0.1 mm	1
	5	88765.1005	Fork feeler gauge 0,2 mm	1
	5	88765.1006	Fork feeler gauge 0.3 mm	1
	6	88765.0999	Timing belt control gauge	1
	7	88765.1375AF	Check instrument	1
GB	7	88765.1375BF	Check instrument	1
D	7	88765.1375CF	Check instrument	1
F	7	88765.1375DF	Check instrument	1
E	7	88765.1375EF	Check instrument	1
	8	88713.2593	Flywheel Wrench	1
	9	88713.1832	Bench for engine repair	1
	10	88700.5665	Sleeve for installing clutch bell gear	1
	11	88713.1091	Plate for positioning gear engagement fork	1
	12	88713.2133	Wrench to hold clutch housing drum steady	1
	13	88713.1886	Engine canvas	1
	14	88700.5749	Crankcases assembling cap	1
	15	88713.0869	Tool for assembling water pump front seal	1
	16	88713.0870	Tool for assembling water pump front seal	1
	17	88713.2346	Head mounting base	1
	18	041.1.055.1A	Tool to fit valve collets	1
	19	041.1.191.1A	Tool to fit valve collets	1

CATALOGUE No: 915.1.204.2A  
ISSUED: 05 - 04


NOTES NO.	CODE NO.	DESCRIPTION	VALIDITY	Q.TY 
-----------	----------	-------------	----------	--

CATALOGUE No: 915.1.204.2A  
ISSUED: 05 - 04

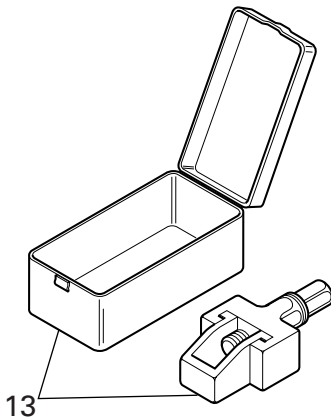
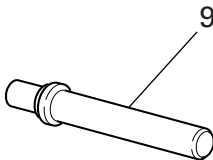
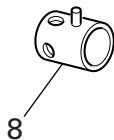
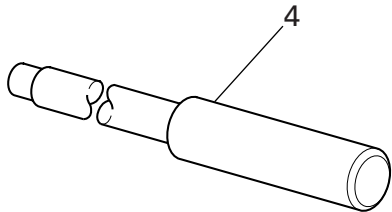
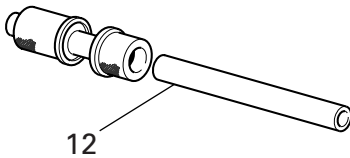
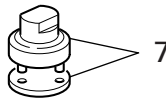
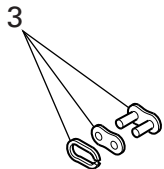
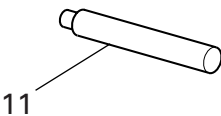
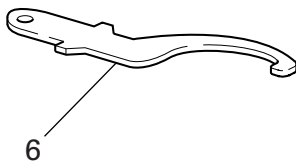
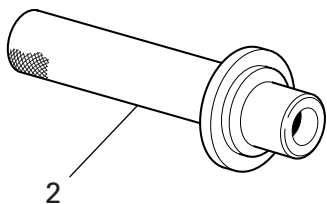
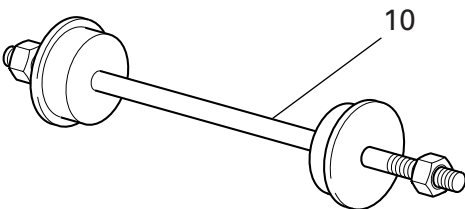
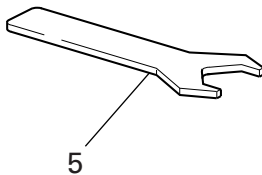
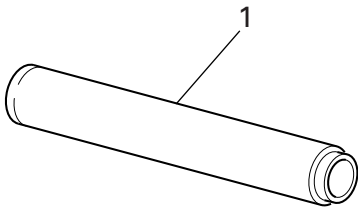
DRAWING 001a WORKSHOP SPECIAL TOOLS




DRAWING 001a WORKSHOP SPECIAL TOOLS

NOTES NO.	CODE NO.	DESCRIPTION	VALIDITY	Q.TY	
1	88713.2068	Closing rocker pre-load kit		1	
2	88713.2069	Rocker spring pre-load compound kit		1	
3	88713.1805	Driving roller tightening tool		1	
4	88713.2102	Primary drive gear tightening tool		1	
5	88765.1181	Valve lift gauge		1	
6	88713.1806	Reaction tool for belt roller tightening		1	
7	88713.2011	Tool to hold crankshaft in TDC position		1	
8	88713.1920	Tool to fit O-rings onto stud bolts		1	
9	88713.1821	Wrench to tighten tensioning bolts		1	
10	88713.1994	Rocker shaft extractor		1	
11	88713.2060	Seal ring driving tool		1	
12	88765.1188	T.D.C. control gauge		1	
13	88713.1749	Drive roller puller		1	
14	88713.1791	Belt roller timing tool		1	
15	88713.1904	Half-rings mounting punch tool		1	
16	88713.1980	Drift to drive retainers onto shafts		1	
17	88713.2066	Tool to fit cam blanking caps		1	
18	88713.1914	Spark plug tool		1	
19	88713.1906	Tool to fit seals on camshafts		1	
20	88713.1010	Union for exhaust gas suction		1	

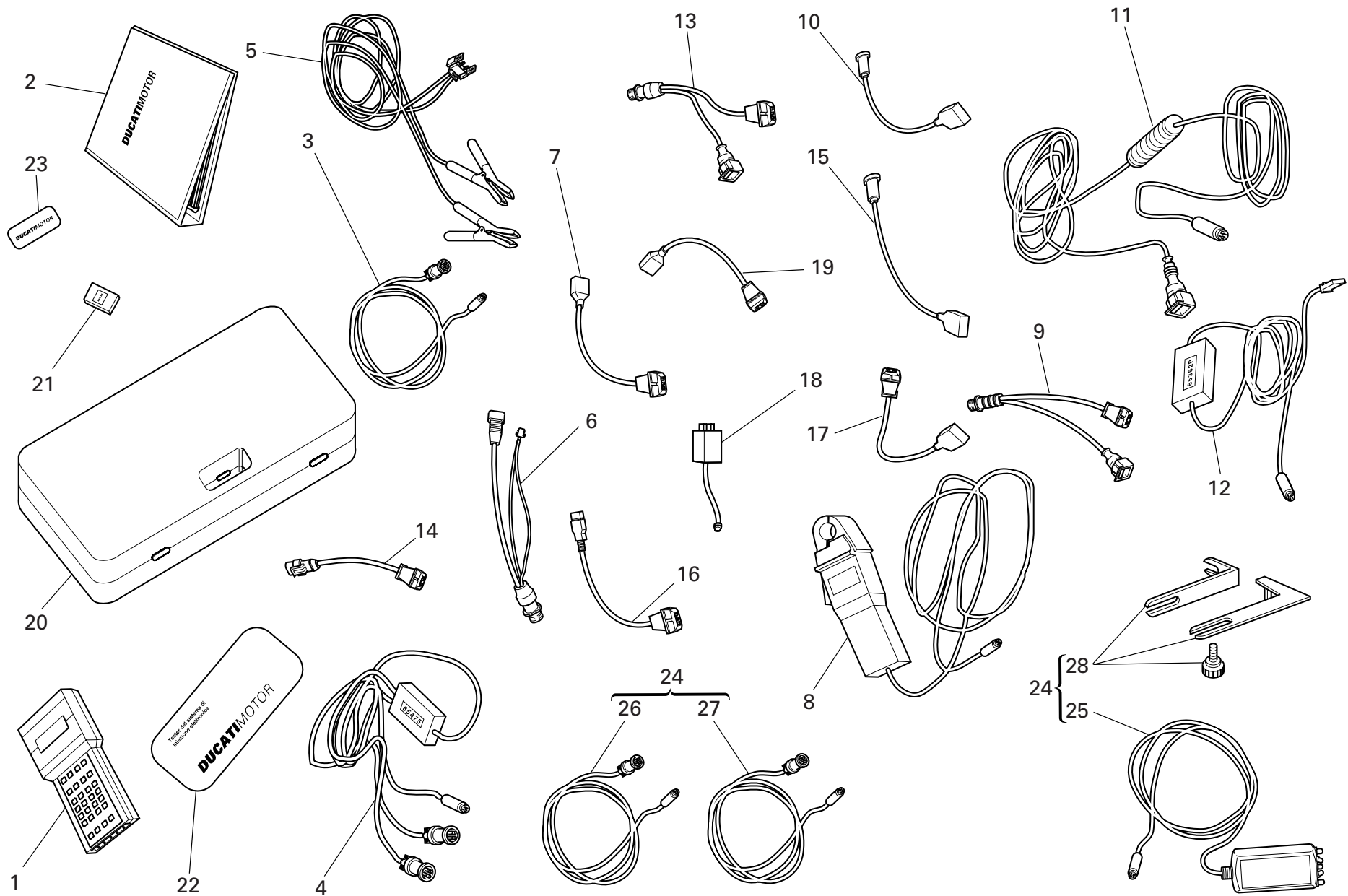
NOTES NO.	CODE NO.	DESCRIPTION	VALIDITY	Q.TY	
-----------	----------	-------------	----------	------	---



DRAWING 001b WORKSHOP SPECIAL TOOLS

NOTES NO.	CODE NO.	DESCRIPTION	VALIDITY	Q.TY 
1	88713.1072	Stopper for driving the half bearing of the steering head base		1
2	88713.1068	Stopper for assembling the rear fork roller bearings		1
3	677.4.003.1A	Coupling		1
4	88713.1074	Stopper for disassembling the swingarm pivot		1
5	88713.1077	Wrench for seat lock nut		1
6	88713.1037	Wrench for adjusting the steering head		1
7	88713.1058	Wrench for assembling the steering head cap		1
8	8000.70139	Wrench for front wheel spindle		1
9	88713.1071	Stopper for assembling the rocker needle bearings		1
10	88713.1062	Tool for assembling the steering head bearings		1
11	88713.1057	Stopper for inserting the steering damper bearing		1
12	88713.2409	Tool for assembling the swingarm ball bearings		1
13	88713.1344	Tool for assembling chain		1


NOTES NO.	CODE NO.	DESCRIPTION	VALIDITY	Q.TY 
-----------	----------	-------------	----------	--



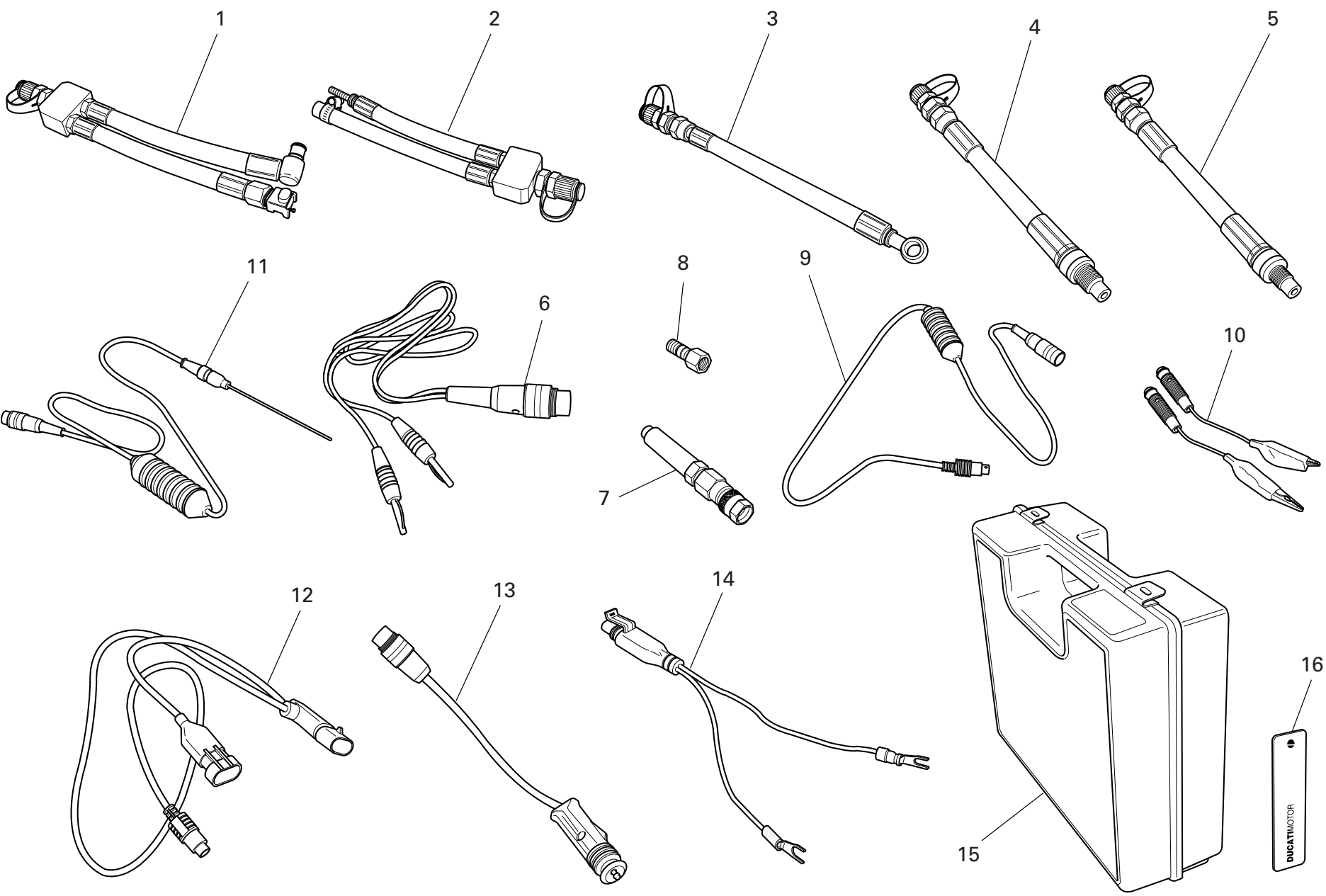
DRAWING 001c DIAGNOSIS TESTER MATHESIS

NOTES NO.	CODE NO.	DESCRIPTION	VALIDITY	Q.TY 
1	88765.1126Z	Bare Mathesis		1
2	914.7.023.1A	Italian manual		1
2	914.7.023.1B	English manual		1
2	914.7.023.1C	German manual		1
2	914.7.023.1D	Franch manual		1
2	914.7.023.1E	Spanish manual		1
3	88765.1126R	Main cable Mathesis		1
4	88765.1126A	Pickup Control cable		1
5	88765.1126Q	Battery mains cable		1
6	88765.1126	Mains cable adapter for self diagnosis		1
7	88765.1126N	Sensor for absolute pressure sampling		1
8	88765.1126V	Amperometer plier		1
9	88765.1126E	Adapter for 3 wires Pickup test cable		1
10	88765.1126P	Sensor for air temperature sampling		1
11	88765.1126C	Cable for potentiometer adjustment		1
12	88765.1126B	Test cable and speed indicator adjustment		1
13	88765.1126F	Adapter for 2 wires Pickup test cable		1
14	88765.1126D	Adapter for potentiometer adjustment		1
15	552.4.028.1A	Sensor for small throttle potentiometer sampling		1
16	88765.1126H	Sensor for throttle potentiomer sampling		1
17	88765.1126G	Sensor for air/water temperature sampling		1
18	88765.1126M	Sfety remote switch		1
19	88765.1126L	2 Wires sampling Pickup sensor		1
20	88765.1126U	Case with sponge		1
21	88765.1073	Memory card reader		1
21	88765.1074	English memory card		1

CATALOGUE No: 915.1.204.2A  
ISSUED: 05 - 04

NOTES NO.	CODE NO.	DESCRIPTION	VALIDITY	Q.TY 
21	88765.1075	German memory card		1
21	88765.1076	French memory card		1
21	88765.1077	Spanish memory card		1
22	88765.1126S	DUCATI sticker for case		1
23	88765.1126T	DUCATI sticker RH/LH side		1
24	88765.1369A	Belt tensioning kit		1
GB	24	88765.1369B	Belt tensioning kit	1
D	24	88765.1369C	Belt tensioning kit	1
F	24	88765.1369D	Belt tensioning kit	1
E	24	88765.1369E	Belt tensioning kit	1
25	88765.1371	Sensor		1
26	88765.1372	Main cable		1
27	88765.1373	Cable extension		1
28	88765.1374	Bracket		1

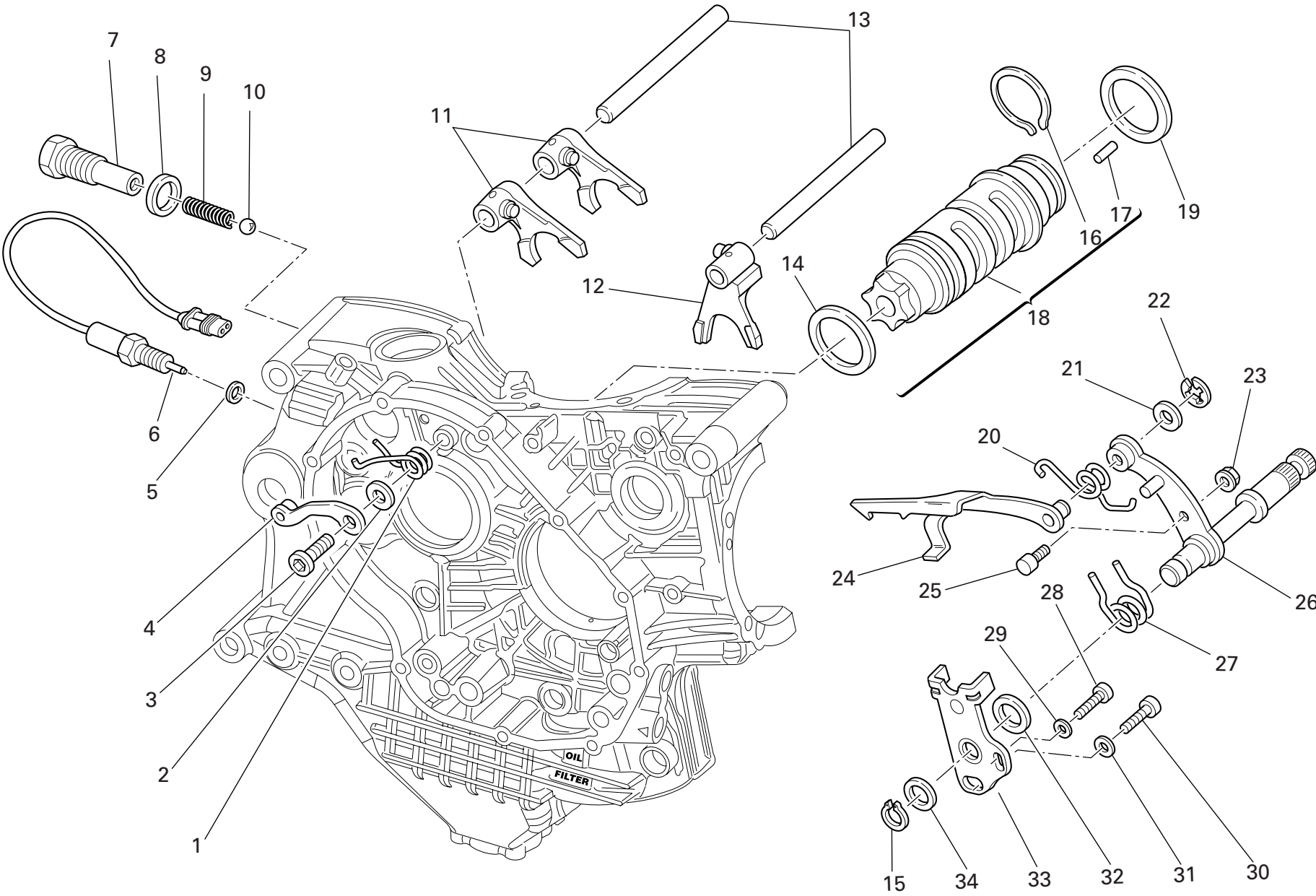
CATALOGUE No: 915.1.204.2A  
ISSUED: 05 - 04




DRAWING 001d WORKSHOP SPECIAL TOOLS

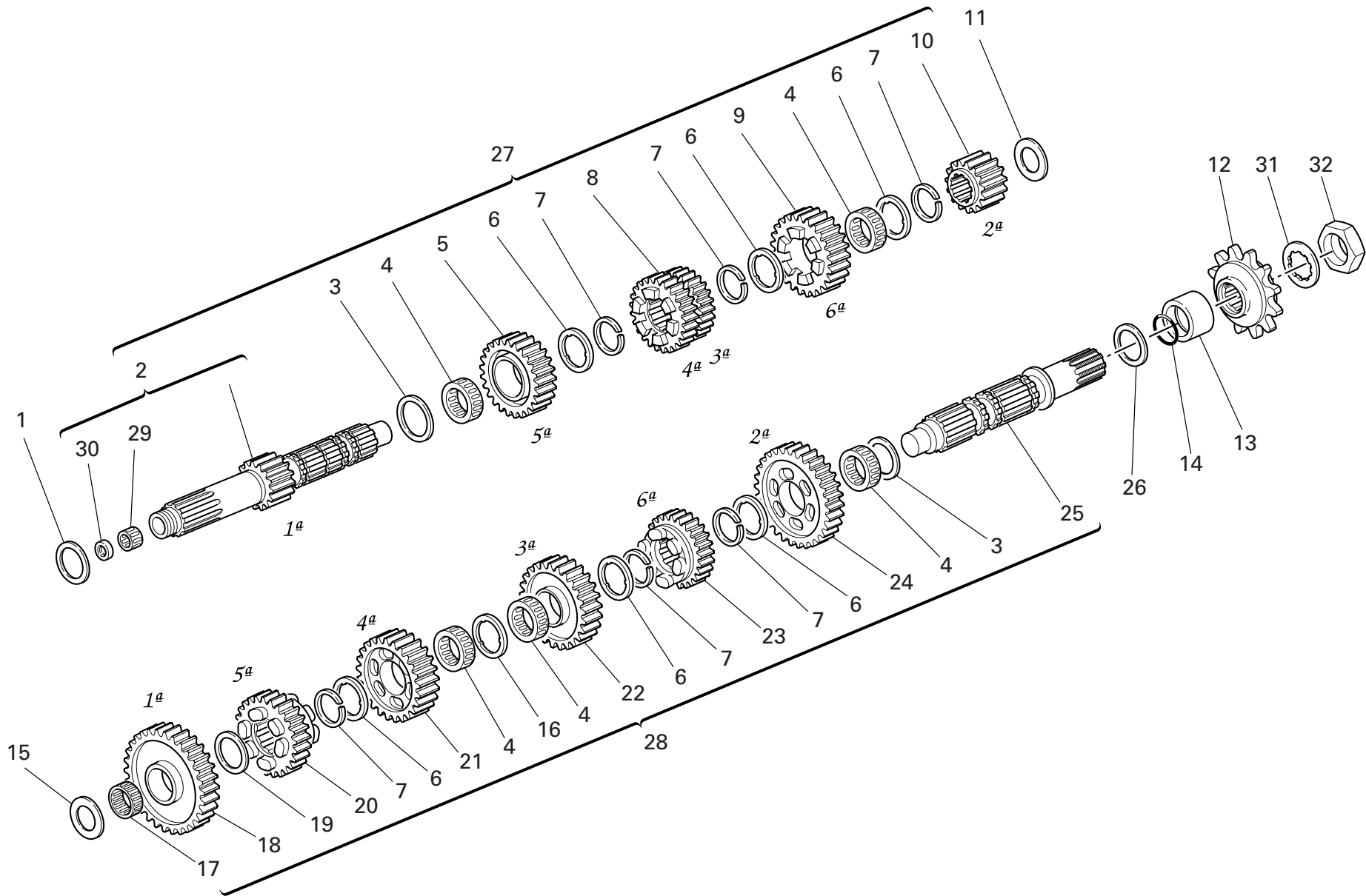
NOTES NO.	CODE NO.	DESCRIPTION	VALIDITY	Q.TY
	0	88765.1241	Check instrument	1
GB	0	88765.1242	Check instrument	1
D	0	88765.1243	Check instrument	1
F	0	88765.1244	Check instrument	1
E	0	88765.1245	Check instrument	1
	1	590.1.189.1A	Fuel pressure line HS.	1
	2	590.1.190.1A	Fuel pressure line ST/SS/M.	1
	3	875.1.065.1A	Oil pressure line	1
	4	552.1.037.1A	Fitting - cylinder compression M12	1
	5	552.1.038.1A	Fitting - cylinder compression M10	1
	6	514.1.037.1A	Cable Volt PF DUC 21	1
	7	552.1.039.1A	Pressure sensor	1
	8	814.1.114.1A	Oil pressure fitting	1
	9	514.1.032.1A	Cable for supplementary tests	1
	10	514.1.035.1A	Red clamp cable	1
	10	514.1.036.1A	Black clamp cable	1
	11	552.1.040.1A	Temperature probe	1
	12	514.1.034.1A	Main cable PF A621	1
	13	514.1.033.1A	Electric lighter connection adapter (ST)	1
	14	514.1.038.1A	Battery connection adapter	1
	15	698.1.033.1A	Red case with sponge rubber	1
	16	88765.1126T	DUCATI sticker RH/LH side	2

NOTES NO.	CODE NO.	DESCRIPTION	VALIDITY	Q.TY
-----------	----------	-------------	----------	------



NOTES NO.	CODE NO.	DESCRIPTION	VALIDITY	Q.TY 
1	799.1.049.1A	Return spring		1
2	852.1.053.2A	Washer		1
3	779.1.039.1A	Special screw		1
4	455.2.003.1A	Gear stopper assembly		1
5	420.2.001.0A	Gasket th.1		1
6	539.1.021.1A	Switch		1
7	779.1.203.2A	Push rod holder		1
8	0272.91.090	Gasket		1
9	0660.13.143	Gear selector spring		1
10	76835.1134	Ball		1
11	180.1.001.1A	1st,4th-2nd,3rd gear selector fork		2
12	180.1.002.1A	5th,6th gear selector fork		1
13	0660.13.070	Fork pin		2
14	852.1.005.1A	Shim th. 1		1
15	73500.1542	Circlip		1
16	882.1.006.1A	Needle retaining ring (square cross-section)		1
17	821.1.070.1A	Pin		6
18	182.2.018.1A	Complete gearbox drum		1
19	0660.13.060	Shim th. 1		1
19	852.1.094.1A	Shim th. 0.9		1
20	799.1.025.1A	Fork return spring		1
21	0400.09.050	Shim th. 0.5		1
21	0765.92.205	Shim th. 0.2		2
22	884.5.034.1A	Ring		1
23	748.1.040.1A	Nut		1
24	180.1.008.1A	Gearbox drum control fork		1
25	0660.13.165	Gearchange lever pin		1

NOTES NO.	CODE NO.	DESCRIPTION	VALIDITY	Q.TY 
26	821.1.001.1A	Pin with gearchange lever		1
27	0799.13.110	Gearchange lever return spring		1
28	771.5.067.8B	Screw		1
29	852.1.172.1A	Washer		1
30	771.5.123.8B	Screw		1
31	852.1.174.1A	Washer		1
32	881.1.012.1A	Centering ring		1
33	826.1.009.1A	Stopper plate		1
34	0400.29.125	Shim th. 0.2		2
34	0400.29.126	Shim th. 0.5		1




DRAWING 003

GEAR-BOX

NOTES NO.	CODE NO.	DESCRIPTION	VALIDITY	Q.TY 
1	0251.47.050	Shim th. 1		1
1	0251.47.054	Shim th. 1.2		1
2	150.2.006.1B	Gearbox main shaft		1
3	0670.16.150	Shim th. 0.5		2
4	701.4.005.1A	Needle bearing		5
5	172.1.004.2C	Driving gear 5th sp.		1
6	856.1.001.1A	Grooved washer th. 0.5		6
7	0670.16.145	Snap ring		6
8	172.1.003.2C	Driving gear 3rd/4th sp.		1
9	172.1.005.2C	Driving gear 6th sp.		1
10	172.1.002.1B	Driving gear 2nd sp.		1
11	0670.16.163	Shim th. 1.8		1
11	0670.16.164	Shim th. 2		1
11	713.1.014.1A	Shim th. 1.5		1
11	713.1.014.1B	Shim th. 1.7		1
11	713.1.014.1E	Shim th. 1.6		3
11	713.1.014.1F	Shim th. 1.9		1
12	449.1.045.1A	Front sprocket w/rubber protection Z=15		1
13	713.1.157.1A	Spacer		1
14	930.4.023.1A	O-ring		1
15	0670.16.165	Shim th. 2.2		1
15	0670.16.184	Shim th. 1		1
15	0670.16.185	Shim th. 1.2		1
15	713.1.011.1A	Shim th. 2.3		1
16	856.1.031.1A	Grooved washer th. 0.5		1
17	76402.0002	Needle bearing		1
18	172.1.006.1B	Driven gear 1st sp.		1

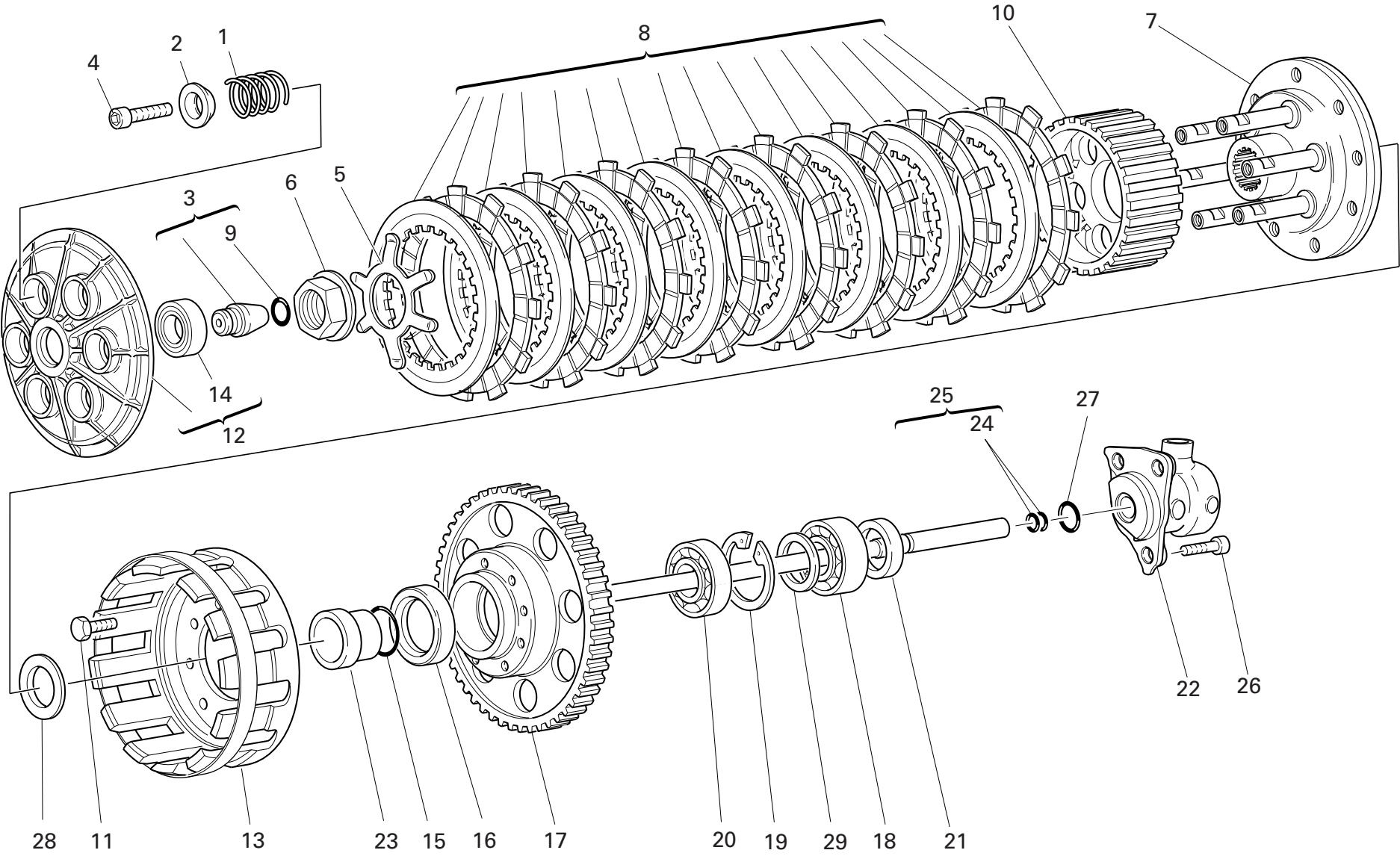
CATALOGUE No: 915.1.204.2A  
ISSUED: 05 - 04

NOTES NO.	CODE NO.	DESCRIPTION	VALIDITY	Q.TY 
19	0670.16.155	Shim th. 1		1
20	172.1.010.2C	Driven gear 5th sp.		1
21	172.1.009.2C	Driven gear 4th sp.		1
22	172.1.008.1C	Driven gear 3rd sp.		1
23	172.1.011.2C	Driven gear 6th sp.		1
24	172.1.007.1B	Driven gear 2nd sp.		1
25	149.1.032.3A	Gearbox lay shaft		1
26	0670.16.170	Shim th. 0.8		1
26	0670.16.171	Shim th. 1		1
26	852.1.105.1AB	Shim th. 0.9		1
26	852.1.105.1AG	Shim th. 0.7		1
27	150.2.047.1B	Complete main shaft		1
28	150.2.053.2B	Complete lay shaft		1
29	702.5.044.1A	Needle bearing		1
30	930.4.049.1A	Seal ring		1
31	851.1.004.1A	Lock washer		1
32	750.1.007.1A	Nut		1

CATALOGUE No: 915.1.204.2A  
ISSUED: 05 - 04

DRAWING 004


CLUTCH



DRAWING 004 CLUTCH

NOTES NO.	CODE NO.	DESCRIPTION	VALIDITY	Q.TY 
1	0659.16.558	Clutch spring		6
2	841.1.002.2A	Retainer		6
3	818.2.011.1A	Clutch control pin		1
4	771.5.043.8B	Screw		6
5	799.1.066.1B	Clutch spring		1
6	750.1.050.1A	Nut		1
7	160.2.038.1D	Flange		1
8	190.2.012.1A	Clutch plates set		1
9	0400.17.030	O-ring		1
10	196.1.014.1C	Clutch drum		1
11	70610.8120	Screw		8
12	194.2.014.1A	Pressure plate assembly		1
13	198.1.029.1A	Clutch housing		1
14	702.5.016.1A	Bearing		1
15	463.2.053.7A	O-ring		1
16	930.4.035.1A	Seal ring		1
17	170.2.090.1A	Clutch/crankshaft gears pair (27/57)		1
18	75113.2566	Bearing		1
19	0660.88.628	Circlip		1
20	702.4.017.1A	Bearing		1
21	0660.16.145	Spacer		1
22	195.4.003.1A	Piston assembly		1
23	713.1.095.1A	Spacer		1
24	93823.2018	O-ring		2
25	117.2.043.2A	Clutch control rod		1
26	60N107335	Screw		3
27	0647.92.170	O-ring		1

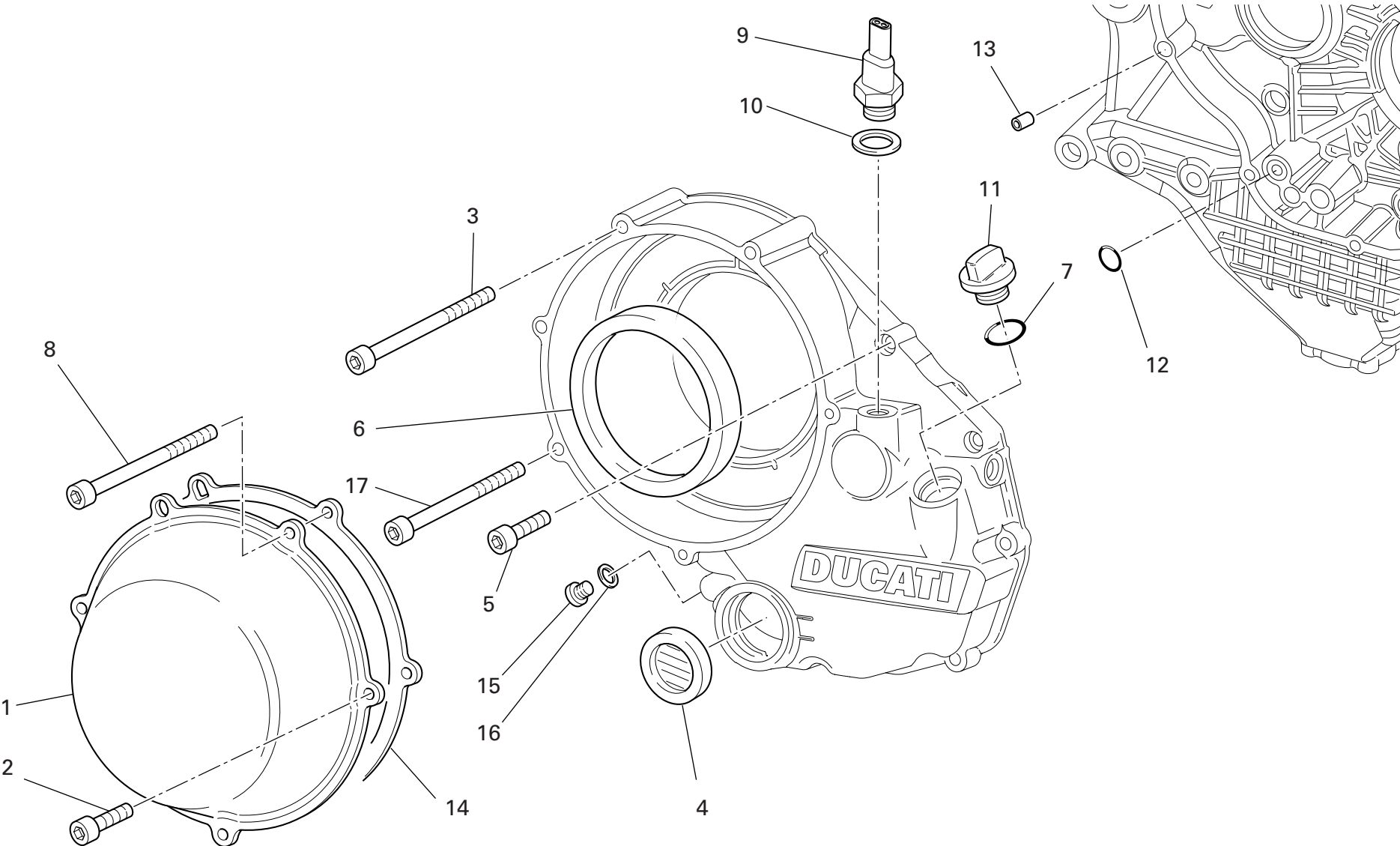
CATALOGUE No: 915.1.204.2A  
ISSUED: 05 - 04

NOTES NO.	CODE NO.	DESCRIPTION	VALIDITY	Q.TY 
28	799.1.051.2A	Spring washer		1
29	713.1.070.1A	Spacer		1


CATALOGUE No: 915.1.204.2A  
ISSUED: 05 - 04

DRAWING 005

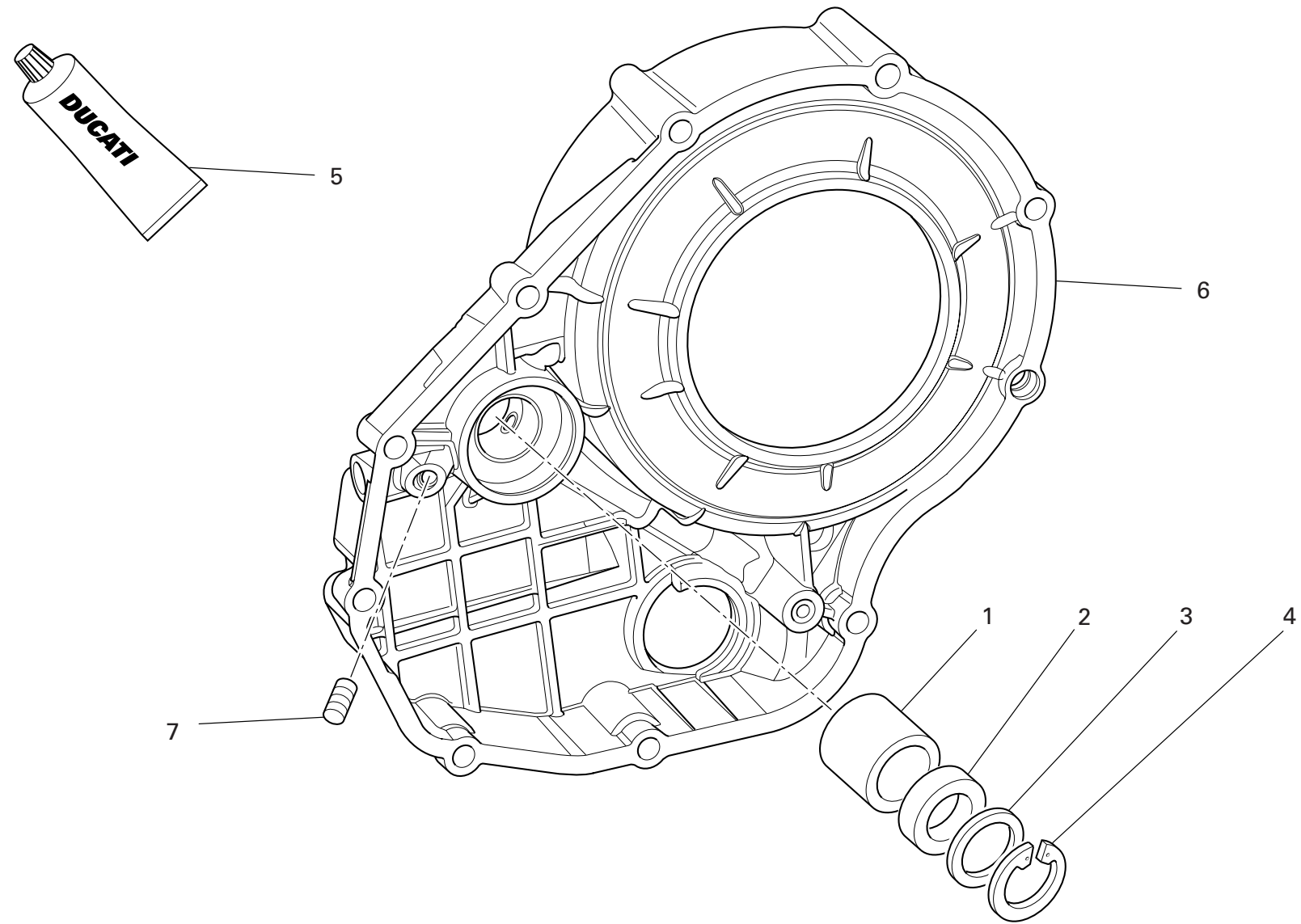
CLUTCH COVER



DRAWING 005 CLUTCH COVER

NOTES NO.	CODE NO.	DESCRIPTION	VALIDITY	Q.TY
				
1	243.1.025.1AD	Clutch protection cover		1
2	771.1.026.1A	Screw		2
3	771.5.078.8B	Screw		1
4	254.4.001.1A	Oil level sight glass		1
5	771.5.069.8B	Screw		6
6	930.4.034.1A	Ring		1
7	93823.2082	O-ring		1
8	771.1.027.1A	Screw		2
9	539.4.030.1A	Switch		1
10	852.1.195.1A	Gasket th.2		1
11	893.1.005.1A	Cap		1
12	93827.0114	O-ring		1
13	0400.49.240	Locating bush		1
14	788.1.052.1A	Clutch cover gasket		1
15	780.5.001.1A	Cap		1
16	852.5.024.1A	Gasket th.1		1
17	771.5.079.8B	Screw		1

NOTES NO.	CODE NO.	DESCRIPTION	VALIDITY	Q.TY
				



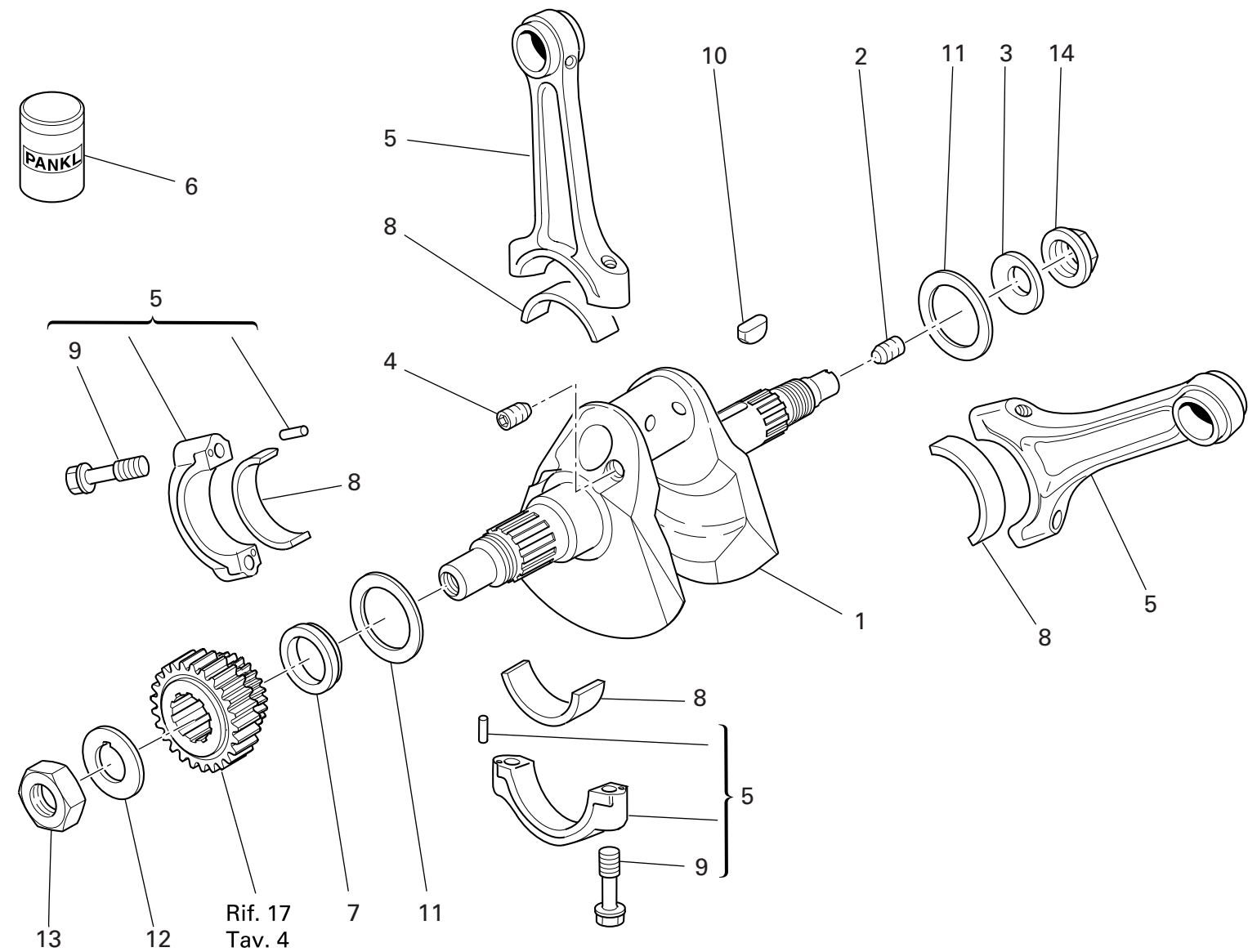
DRAWING 005a CLUTCH COVER

NOTES NO.	CODE NO.	DESCRIPTION	VALIDITY	Q.TY
1	0665.49.680	Bush		1
2	930.4.021.1A	Seal ring		1
3	852.1.135.1A	Shim th. 1		1
4	884.5.013.1A	Circlip		1
5	94247.0014	Fluid sealant		1
6	243.2.038.3A	Cover clutch side		1
7	417.6.011.3A	Threaded dowel		1

NOTES NO.	CODE NO.	DESCRIPTION	VALIDITY	Q.TY
-----------	----------	-------------	----------	------

DRAWING 006

CRANKSHAFT



DRAWING 006 CRANKSHAFT

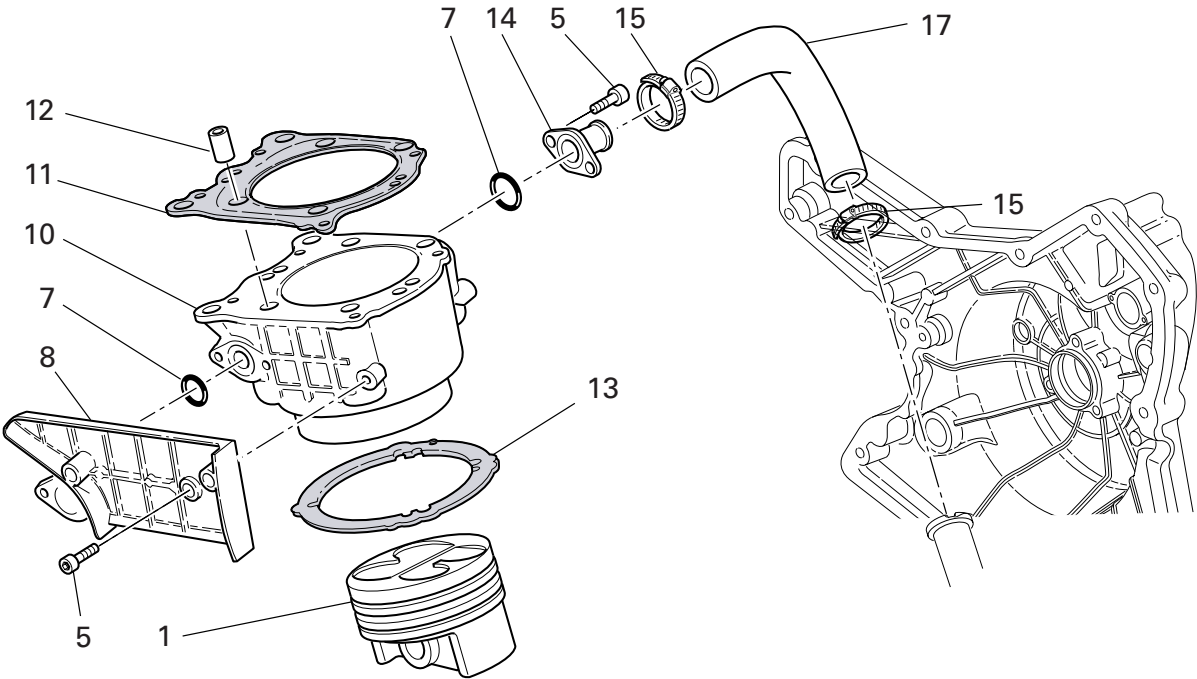
NOTES NO.	CODE NO.	DESCRIPTION	VALIDITY	Q.TY
1	146.2.115.1A	Crankshaft		1
2	779.1.109.1A	Special screw		1
3	799.1.051.2A	Spring washer		1
4	72121.2106	Threaded dowel		1
5	156.2.040.1A	Complete connecting rod		2
6	94460.1829	Grease		1
7	710.1.061.1A	Spacer		1
8	112.1.012.1AA	Half-bearing (RED)		2
8	112.1.012.1AB	Half-bearing (BLUE)		2
9	779.1.114.1A	Special screw		4
10	0755.29.025	Woodruff key		1
11	852.1.104.1A	Shim th. 1.9		2
11	852.1.104.1B	Shim th. 1.95		2
11	852.1.104.1C	Shim th. 2		2
11	852.1.104.1D	Shim th. 2,05		2
11	852.1.104.1E	Shim th. 2,1		2
11	852.1.104.1F	Shim th. 2,15		2
11	852.1.104.1G	Shim th. 2.2		2
11	852.1.104.1H	Shim th. 2.25		2
11	852.1.104.1I	Shim th. 2.3		2
11	852.1.104.1J	Shim th. 2.35		2
11	852.1.104.1K	Shim th. 2,4		2
11	852.1.104.1L	Shim th. 2,45		2
11	852.1.104.1M	Shim th. 2.5		2
11	852.1.104.1N	Shim th. 2.55		2
12	851.1.010.1A	Lock washer		1
13	750.1.057.1A	Nut		1

CATALOGUE No: 915.1.204.2A  
ISSUED: 05 - 04

NOTES NO.	CODE NO.	DESCRIPTION	VALIDITY	Q.TY
14	750.1.012.2A	Nut		1

CATALOGUE No: 915.1.204.2A  
ISSUED: 05 - 04

DRAWING 007 CYLINDERS - PISTONS

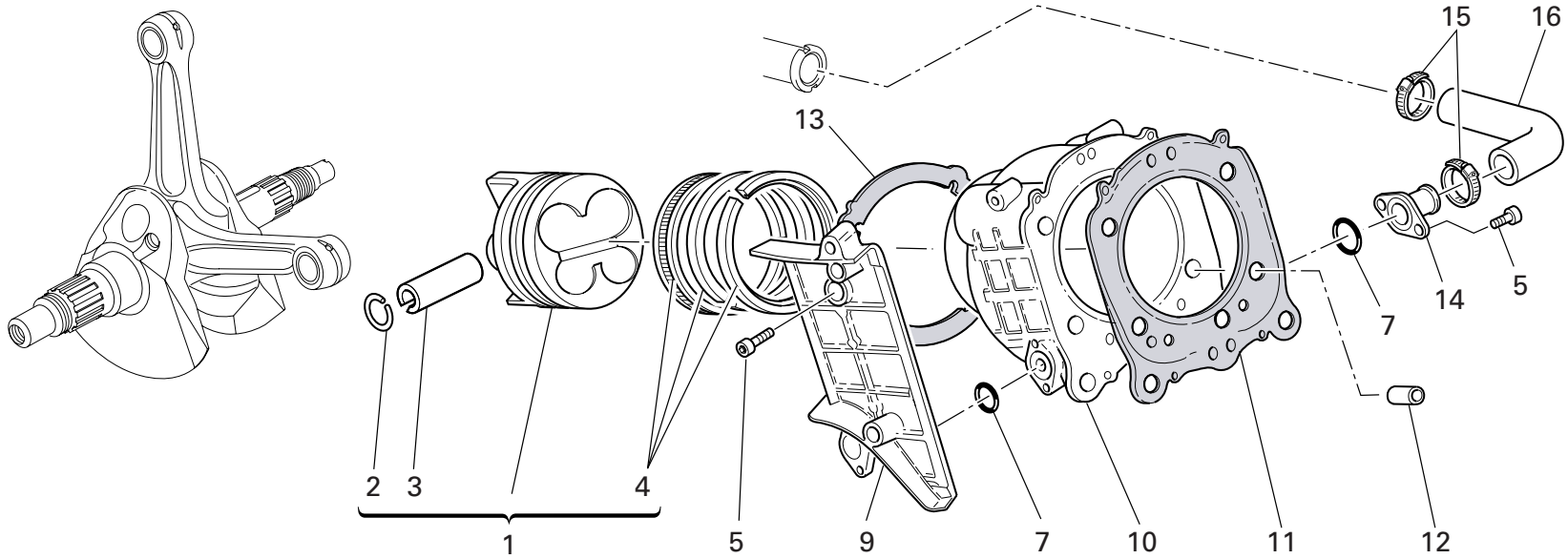


6


**DUCATI**

GENUINE PARTS

Part - code N.
Quantity N.
Made in Italy



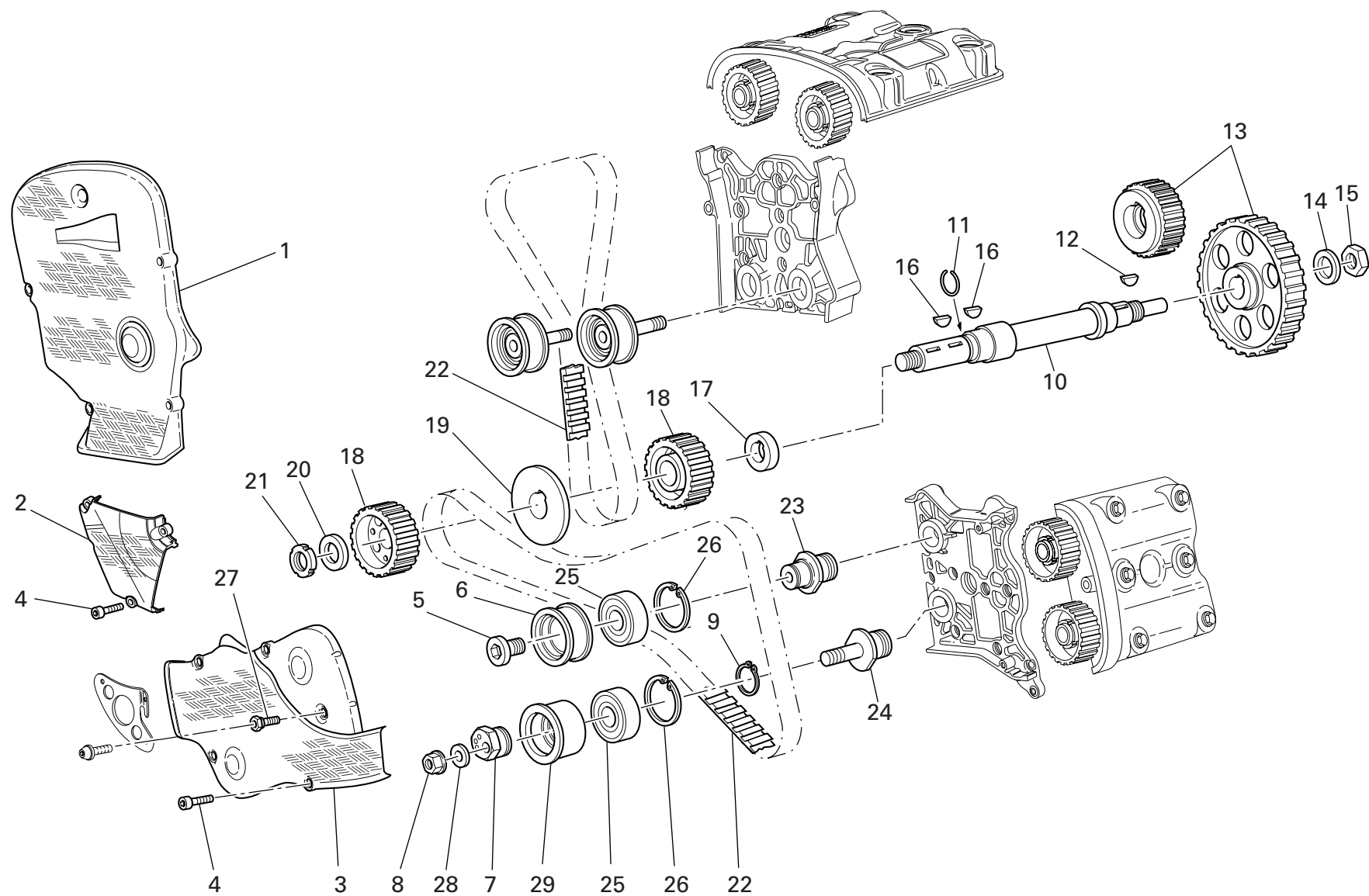
DRAWING 007 CYLINDERS - PISTONS

NOTES NO.	CODE NO.	DESCRIPTION	VALIDITY	Q.TY 
1	122.2.117.1B	Complete piston ø90		2
2	121.1.183.1A	Piston pin circlip		4
3	121.1.078.1B	Piston pin		2
4	121.2.038.1B	Piston rings set		2
5	771.5.065.8B	Screw		10
6	791.2.037.1A	Gaskets set		1
7	886.5.011.1A	O-Ring		4
8	247.1.120.1A	Cover		1
9	247.1.155.1A	Cover		1
10	120.2.094.1A	Cylinder-piston fit		2
11	786.1.075.1A	Head-cylinder gasket		2
12	711.1.093.2A	Bush		4
13	786.1.056.1A	Cylinder-crankcase gasket th. 0.4		2
14	814.1.081.1A	Water inlet union to cylinders		2
15	741.4.002.1A	Hose guide		4
16	800.1.123.1A	Horizontal cylinder water inlet hose		1
17	800.1.122.1A	Vertical cylinder water inlet hose		1

NOTES NO.	CODE NO.	DESCRIPTION	VALIDITY	Q.TY 
-----------	----------	-------------	----------	--

DRAWING 008


TIMING



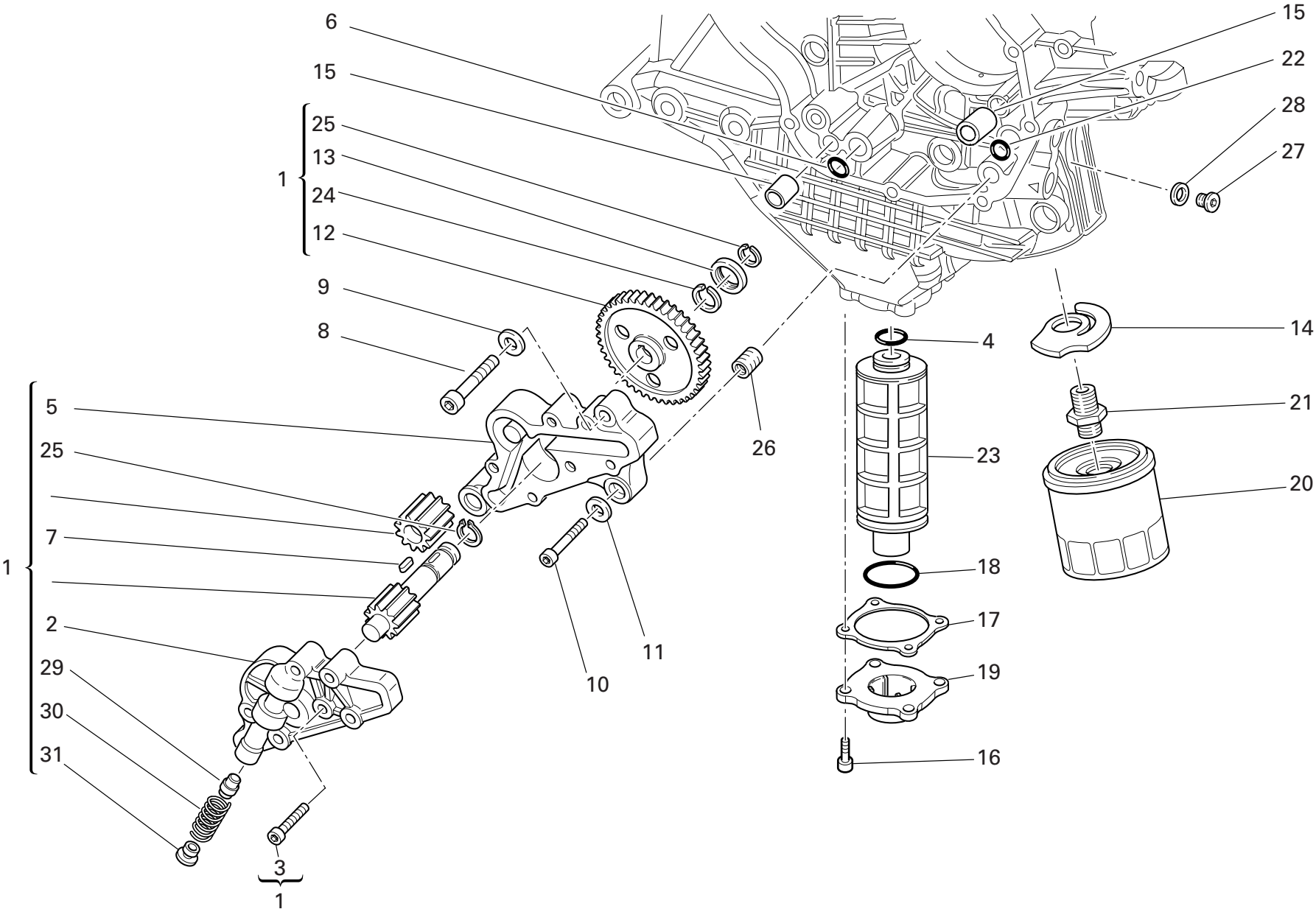
DRAWING 008 TIMING

NOTES NO.	CODE NO.	DESCRIPTION	VALIDITY	Q.TY 
1	245.1.066.1A	Vertical timing belt cover (CARBON)		1
2	245.1.067.1A	Outer central cover (CARBON)		1
3	245.1.065.1A	Horizontal belt outer cover (CARBON)		1
4	773.5.069.8B	Screw		11
5	779.1.187.1A	Setscrew		2
6	451.1.018.2A	Bush		2
7	451.1.043.1A	Tensioner eccentric		2
8	748.1.044.1A	Nut		2
9	73500.2054	Snap ring		2
10	147.1.014.1A	Timing lay shaft		1
11	882.1.003.1A	Snap ring		1
12	0755.29.025	Woodruff key		1
13	171.2.062.1A	Timing gears pair		1
14	851.1.013.1A	Lock washer		1
15	0124.40.060	Hexagon nut		1
16	74172.1008	Woodruff key		2
17	716.1.073.2A	Spacer		1
18	255.1.010.2B	Timing belt roller		2
19	856.1.062.2A	Belt roller separating washer		1
20	716.1.072.2A	Spacer		1
21	72944.1542	Elastic-stop ring nut		1
22	737.4.012.4A	Timing drive toothed belt		2
23	451.1.017.1A	Fixed tensioner roller pin		2
24	451.1.044.1A	Tensioner roller pin		2
25	702.4.058.1A	Bearing		4
26	73503.3804	Circlip		4
27	684.1.054.1A	Stud bolt		2


CATALOGUE No: 915.1.204.2A  
ISSUED: 05 - 04

NOTES NO.	CODE NO.	DESCRIPTION	VALIDITY	Q.TY 
28	853.1.002.1A	Spring washer		2
29	451.1.042.1A	Movable tensioner roller bush		2

CATALOGUE No: 915.1.204.2A  
ISSUED: 05 - 04

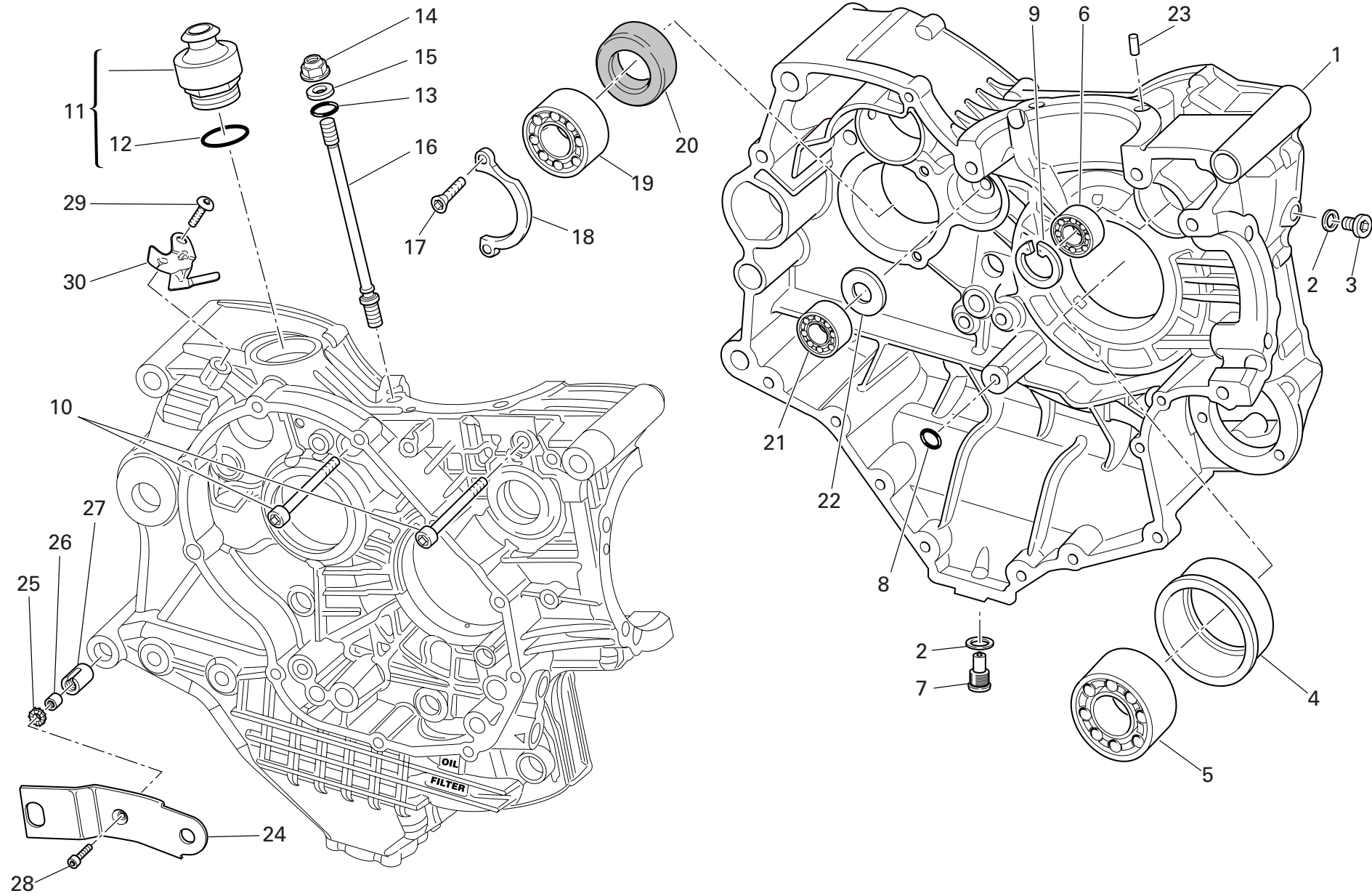


NOTES NO.	CODE NO.	DESCRIPTION	VALIDITY	Q.TY 
1	174.2.025.5A	Complete oil pump		1
2	247.1.174.1A	Pump cover		1
3	773.5.069.8B	Screw		6
4	886.4.033.1A	O-ring		1
5	250.1.038.1A	Pump body		1
6	886.4.037.1A	O-ring		1
7	680.1.001.1B	Woodruff key		1
8	771.5.129.8B	Screw		2
9	853.1.002.1A	Spring washer		2
10	771.5.069.8B	Screw		1
11	853.1.004.1A	Spring washer		1
12	174.1.025.1A	Pump drive gear		1
13	710.1.001.1A	Bush		1
14	799.2.077.2A	Bypass spring		1
15	0759.49.280	Locating bush		2
16	771.5.067.8B	Screw		4
17	788.1.065.1A	Cover gasket		1
18	886.4.034.1A	O-ring		1
19	240.1.025.1A	Cover		1
20	444.4.003.4A	Oil filter cartridge		1
21	815.1.028.1A	Nipple		1
22	93827.0114	O-ring		1
23	894.1.014.1A	Oil net filter		1
24	76267.0012	Snap ring		1
25	73500.1237	Circlip		2
26	0670.49.310	Reduction bush		1
27	779.1.162.2A	Cap		1

NOTES NO.	CODE NO.	DESCRIPTION	VALIDITY	Q.TY 
28	852.1.195.1A	Gasket th.2		1
29	593.1.018.1A	Bypass valve		1
30	799.1.055.1A	Bypass spring		1
31	780.1.018.1A	Bypass cap		1

DRAWING 010


HALF CRANKCASES



DRAWING 010 HALF CRANKCASES

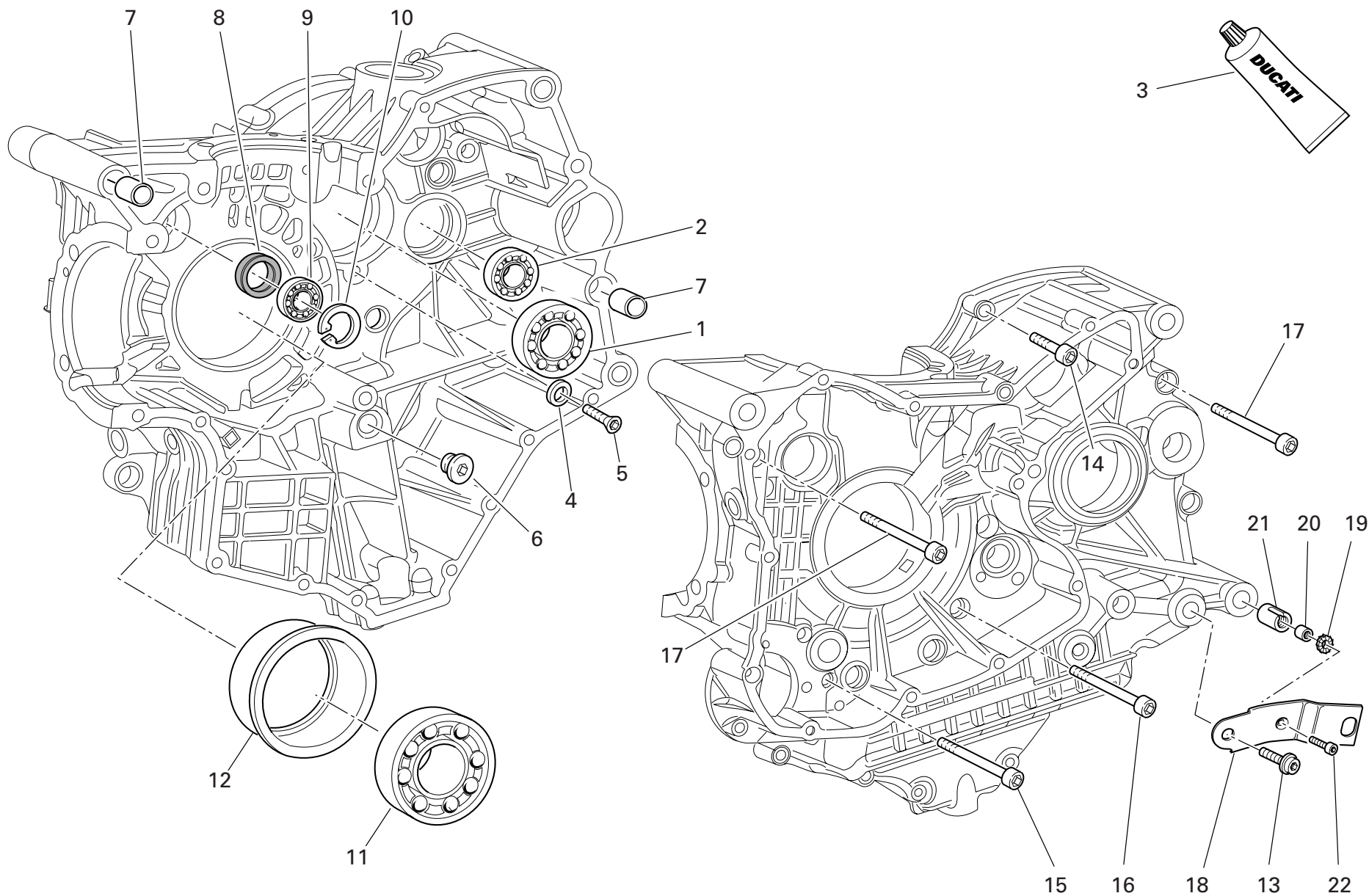
NOTES NO.	CODE NO.	DESCRIPTION	VALIDITY	Q.TY 
1	225.2.106.2A	Complete half-crankcases pair		1
2	852.5.026.1A	Aluminium gasket th.1,5		2
3	779.1.026.1A	Screw		1
4	710.1.113.1A	Bearing holder bush		1
5	75191.3380	Bearing		1
6	702.5.008.1A	Bearing		1
7	893.2.006.2A	Cap		1
8	93827.0114	O-ring		1
9	73503.3380	Circlip		1
10	771.5.136.2B	Screw		2
11	593.1.003.1B	Breather valve		1
12	93823.3156	O-ring		1
13	0400.17.030	O-ring		8
14	748.1.038.1A	Nut		8
15	856.1.064.2A	Special washer		8
16	766.1.045.1A	Stud bolt for fastening head cylinder		8
17	72094.1616	Screw		2
18	826.1.012.1A	Keep plate		1
19	702.4.013.1A	Bearing		1
20	930.4.022.1A	Seal ring		1
21	702.4.033.1A	Bearing		1
22	0370.49.250	Washer		1
23	860.1.004.1A	Locating dowel		2
24	830.1.261.1A	Bracket (R.H.)		1
25	852.4.008.1A	Nylon washer		1
26	710.1.032.1A	Bush		1
27	711.1.072.1A	Bush		1

CATALOGUE No: 915.1.204.2A  
ISSUED: 05 - 04

NOTES NO.	CODE NO.	DESCRIPTION	VALIDITY	Q.TY 
28	771.5.669.8B	Screw		1
29	775.1.062.2A	Special screw		1
30	829.1.439.1A	Holder sensor		1

CATALOGUE No: 915.1.204.2A  
ISSUED: 05 - 04

DRAWING 010a HALF CRANKCASES



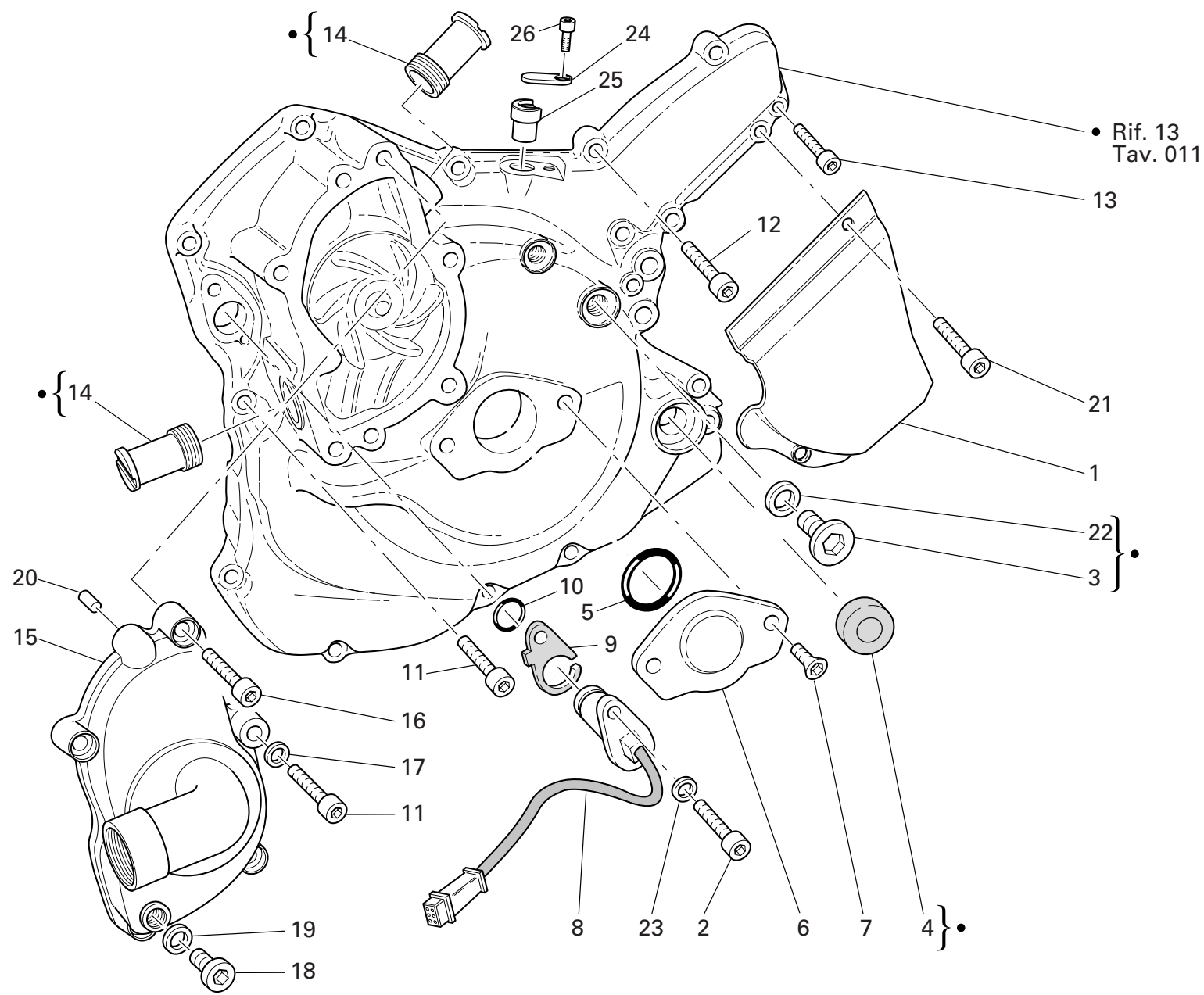
DRAWING 010a HALF CRANKCASES

NOTES NO.	CODE NO.	DESCRIPTION	VALIDITY	Q.TY
				
1	702.5.019.1A	Bearing		1
2	702.4.033.1A	Bearing		1
3	94247.0014	Fluid sealant		1
4	713.1.140.1A	Spacer		2
5	770.5.250.8B	Screw		2
6	780.1.005.1A	Cap		1
7	711.1.095.1A	Bush		2
8	93785.1830	Seal ring		1
9	75794.1542	Bearing		1
10	73503.3380	Circlip		1
11	702.4.020.1A	Bearing		1
12	710.1.114.1A	Bearing holder bush		1
13	771.5.752.8B	Screw		1
14	771.5.072.8B	Screw		8
15	771.5.080.8B	Screw		2
16	779.1.029.2A	Special screw		1
17	771.5.136.8B	Screw		2
18	830.1.262.1A	Bracket (L.H.)		1
19	852.4.008.1A	Nylon washer		1
20	710.1.032.1A	Bush		1
21	711.1.072.1A	Bush		1
22	771.5.669.8B	Screw		1

NOTES NO.	CODE NO.	DESCRIPTION	VALIDITY	Q.TY
				

DRAWING 011


WATER PUMP - ALTERNATOR COVER



DRAWING

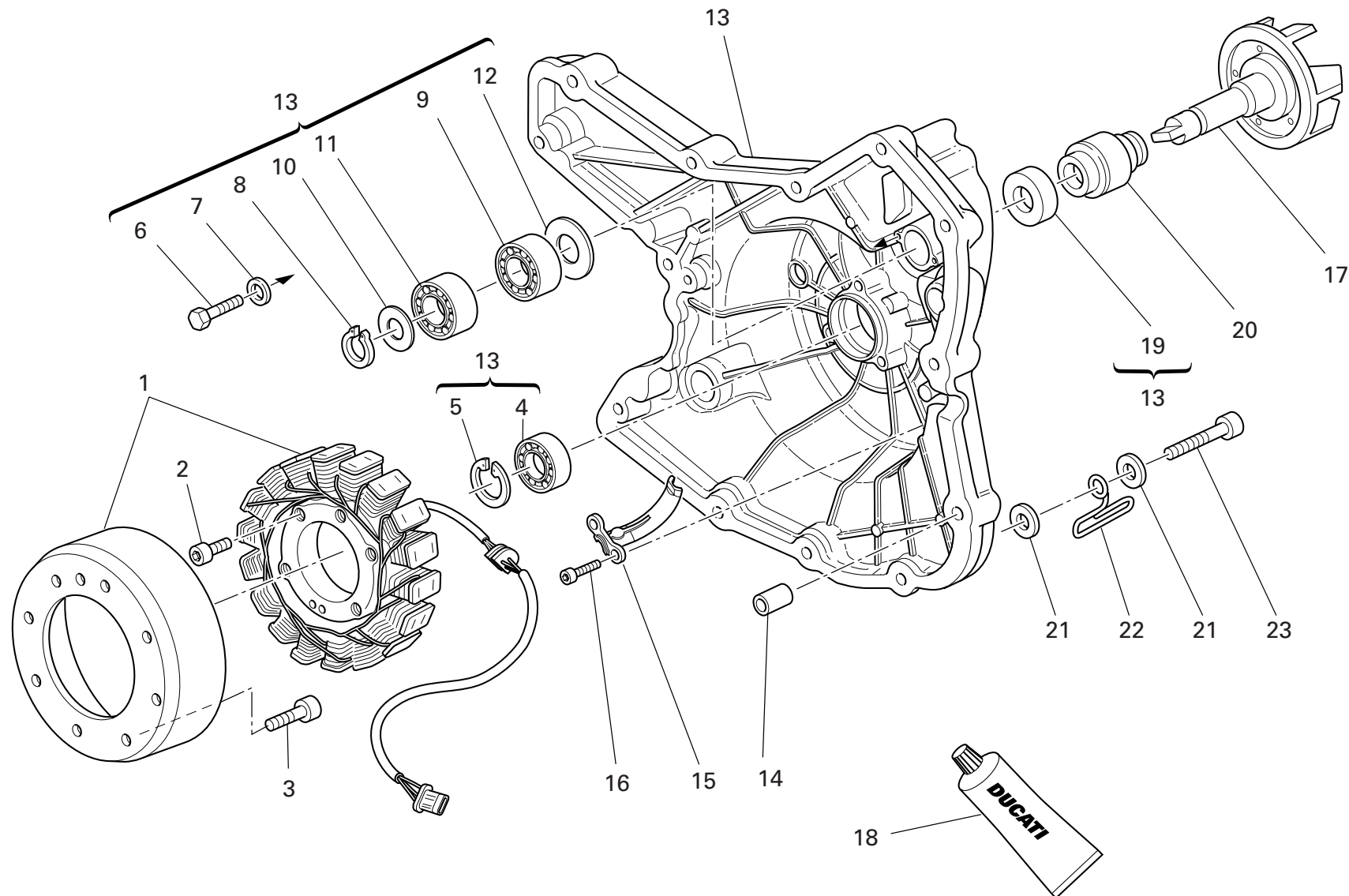
011

WATER PUMP - ALTERNATOR COVER

NOTES NO.	CODE NO.	DESCRIPTION	VALIDITY	Q.TY
				
1	247.1.083.1A	Chain cover (BLACK)		1
2	771.5.064.8B	Screw		1
3	779.1.198.2A	Cap		1
4	93783.1524	Seal ring		1
5	886.4.035.1A	O-ring		1
6	247.1.002.1BC	Cover		1
7	777.5.049.8B	Screw		2
8	552.4.020.1A	Sensor		1
9	788.1.076.1A	Gasket th.0,6		2
9	788.1.076.1AA	Gasket th.0,8		1
9	788.1.076.1AB	Gasket th.1,0		1
10	886.4.003.1A	O-ring		1
11	771.5.069.8B	Screw		10
12	771.5.071.8B	Screw		3
13	771.5.067.8B	Screw		2
14	668.1.001.3A	Water pump delivery filler		2
15	247.2.166.2A	Complete water pump cover		1
16	771.5.066.8B	Screw		5
17	852.5.023.1A	Gasket		1
18	780.5.001.1A	Cap		1
19	852.5.024.1A	Gasket th.1		1
20	860.1.004.1A	Locating dowel		2
21	771.5.065.2BB	Screw		2
22	852.1.120.1A	Aluminium gasket		1
23	853.1.003.1A	Spring washer		1
24	826.1.019.1A	Plate		1
25	821.1.209.1A	Pin		1

NOTES NO.	CODE NO.	DESCRIPTION	VALIDITY	Q.TY
				
26	779.1.026.1A	Screw		1

DRAWING 011a WATER PUMP - ALTERNATOR COVER



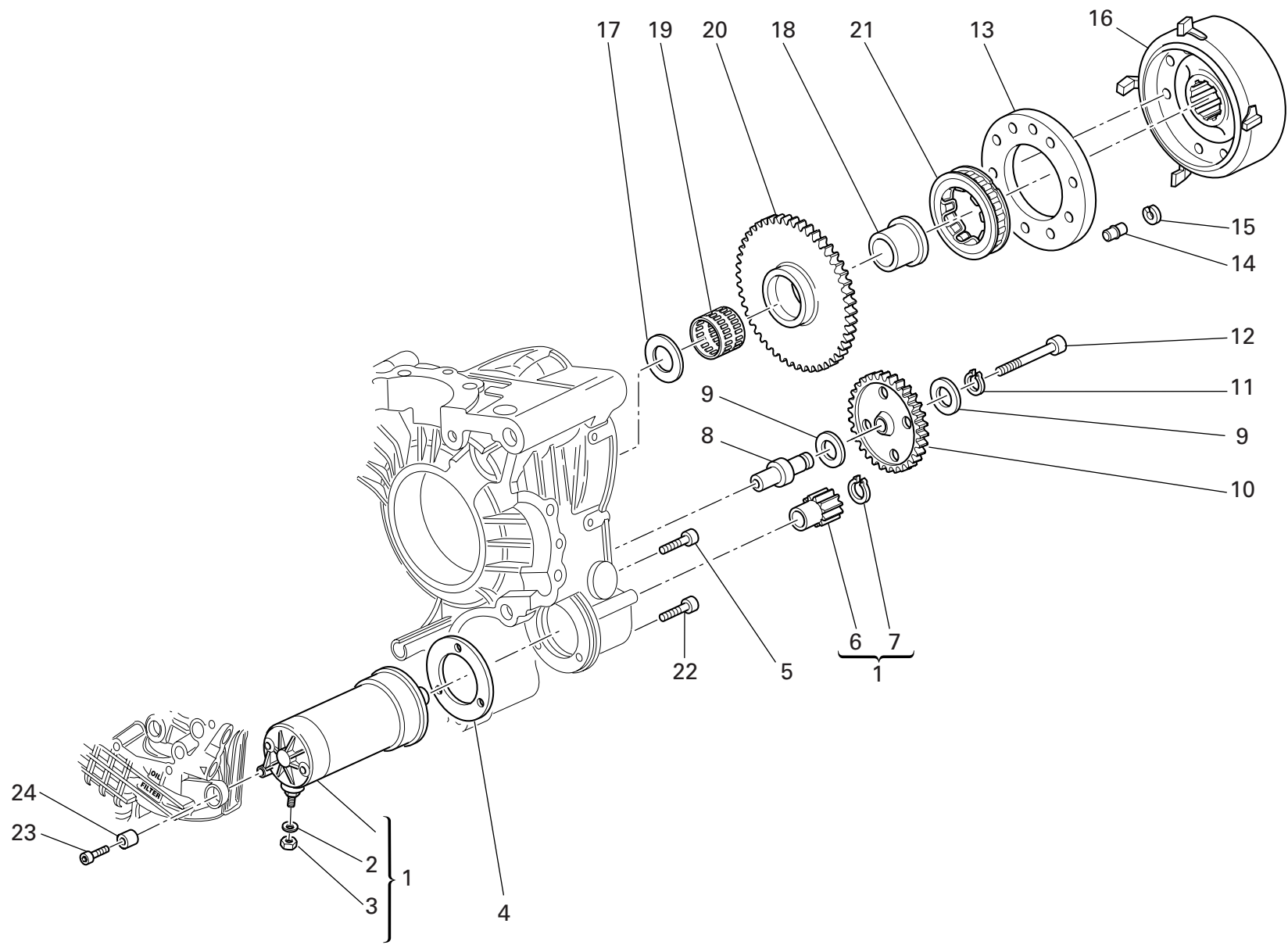
DRAWING 011a WATER PUMP - ALTERNATOR COVER

NOTES NO.	CODE NO.	DESCRIPTION	VALIDITY	Q.TY 
1	264.4.017.1A	Generator		1
2	771.5.073.2B	Screw		3
3	779.4.075.1A	Screw		8
4	702.5.008.1A	Bearing		1
5	73503.3380	Circlip		1
6	770.5.250.8B	Screw		2
7	852.1.172.1A	Washer		2
8	884.5.011.1A	A 10 Ring		1
9	702.4.010.2A	Bearing		1
10	852.1.114.1A	Washer		1
11	702.4.009.1A	Bearing		1
12	713.1.128.1B	Spacer		1
13	242.2.068.1A	Generator cover		1
14	0400.49.240	Locating bush		2
15	830.1.235.1A	Bracket		1
16	771.5.064.8B	Screw		2
17	251.2.008.1A	Water pump fan		1
18	94247.0014	Fluid sealant		1
19	930.5.005.1A	Seal		1
20	930.5.006.2B	Mechanical seal		1
21	734306N01	Washer		2
22	881.1.030.1A	Holder		1
23	60N102511	Screw		1

NOTES NO.	CODE NO.	DESCRIPTION	VALIDITY	Q.TY 
-----------	----------	-------------	----------	--

DRAWING 012

ELECTRIC STARTER AND IGNITION



DRAWING

012

ELECTRIC STARTER AND IGNITION

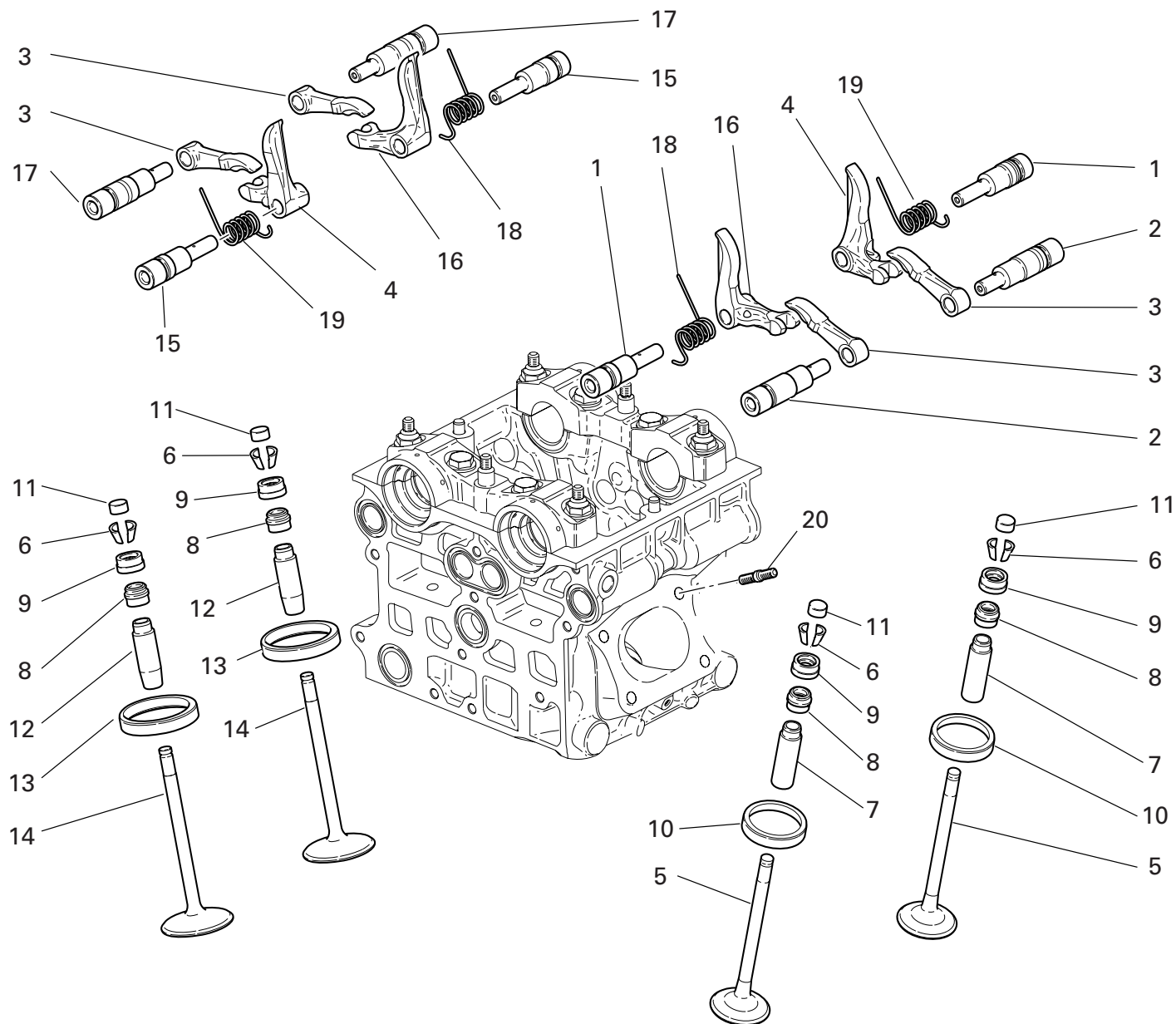
NOTES NO.	CODE NO.	DESCRIPTION	VALIDITY	Q.TY 
1	270.4.005.1A	Complete starter motor		1
2	853.1.003.1A	Spring washer		1
3	750.1.121.1A	Nut		1
4	788.1.054.1A	Starter motor gasket		1
5	771.5.066.8B	Screw		2
6	176.1.001.1A	Starter motor sprocket		1
7	73500.1237	Circlip		1
8	0660.50.020	Intermediate gear pin		1
9	856.1.071.1A	Washer		2
10	176.1.009.1A	Intermediate gear assembly		1
11	73500.1440	Circlip		1
12	771.5.078.8B	Screw		1
13	160.1.097.1A	Flange		1
14	863.1.002.1A	Locating pin		1
15	882.1.012.1A	Check ring		1
16	276.1.041.1A	Ignition flywheel		1
17	856.1.075.1A	Shim		1
18	881.1.034.1A	Inner ring		1
19	702.4.018.1A	Needle bearing		1
20	173.1.013.1A	Electric starter driven gear		1
21	701.4.008.1A	Starter clutch		1
22	771.5.069.8B	Screw		1
23	771.5.071.8B	Screw		1
24	700.1.036.1A	Flexible bush		1

NOTES NO.	CODE NO.	DESCRIPTION	VALIDITY	Q.TY 

DRAWING 013


HEAD : TIMING

11		9	
Registro bilanc. apertura		Registro bilanc. chiusura	
Adjustment		Adjustment	
Réglage		Réglage	
Ventilkäppchen		Ventilkäppchen	
840.1.185.1AM — 1,8		840.1.186.1AP — 4,15	
840.1.185.1AN — 1,85		840.1.186.1AQ — 4,2	
840.1.185.1AO — 1,9		840.1.186.1AR — 4,25	
840.1.185.1AP — 1,95		840.1.186.1AS — 4,3	
840.1.185.1AQ — 2		840.1.186.1AT — 4,35	
840.1.185.1AR — 2,05		840.1.186.1AU — 4,4	
840.1.185.1AS — 2,1		840.1.186.1AA — 4,45	
840.1.185.1AT — 2,15		840.1.186.1AB — 4,5	
840.1.185.1AU — 2,2		840.1.186.1AC — 4,55	
840.1.185.1AA — 2,25		840.1.186.1AD — 4,6	
840.1.185.1AB — 2,3		840.1.186.1AE — 4,65	
840.1.185.1AC — 2,35		840.1.186.1AF — 4,7	
840.1.185.1AD — 2,4		840.1.186.1AG — 4,75	
840.1.185.1AE — 2,45		840.1.186.1AH — 4,8	
840.1.185.1AF — 2,5		840.1.186.1AI — 4,85	
840.1.185.1AG — 2,55		840.1.186.1AJ — 4,9	
840.1.185.1AH — 2,6		840.1.186.1AK — 4,95	
840.1.185.1AI — 2,65		840.1.186.1AL — 5	
840.1.185.1AJ — 2,7		840.1.186.1AM — 5,05	
840.1.185.1AK — 2,75		840.1.186.1AN — 5,1	
840.1.185.1AL — 2,8		840.1.186.1AO — 5,15	




DRAWING 013

HEAD : TIMING

NOTES NO.	CODE NO.	DESCRIPTION	VALIDITY	Q.TY 
1	821.1.182.1A	Closing rocker shaft		4
2	821.1.181.1A	Exhaust opening rocker shaft		4
3	208.1.023.1A	Opening rocker		8
4	209.1.014.6A	L.H. Closing rocker		4
5	211.1.045.1A	Exhaust valve		4
6	845.4.005.1B	Valve collet pair		16
7	303.1.045.1AA	Exhaust valve guide magg. 0,03		4
7	303.1.045.1AB	Exhaust valve guide magg. 0,06		4
7	303.1.045.1AC	Exhaust valve guide magg. 0,09		4
8	764.4.054.1A	Rubber pad		8
9	840.1.186.1A	See table		8
10	304.1.049.1A	Exhaust valve seat		4
10	304.1.049.1AB	Oversize exhaust valve seat 0.03		4
10	304.1.049.1AC	Oversize exhaust valve seat 0.06		4
11	840.1.185.1A	See table		8
12	303.1.044.1AA	Intake valve guide magg. 0,03		4
12	303.1.044.1AB	Intake valve guide magg. 0,06		4
12	303.1.044.1AC	Intake valve guide magg. 0,09		4
13	304.1.048.1A	Intake valve seat		4
13	304.1.048.1AB	Oversize intake valve seat 0.03		4
13	304.1.048.1AC	Oversize intake valve seat 0.06		4
14	210.1.050.1A	Intake valve		4
15	821.1.180.1A	Closing rocker shaft		4
16	209.1.013.6A	R.H. Closing rocker		4
17	821.1.179.1A	Opening rocker shaft		4
18	799.1.162.1A	R.H. valve return spring		4
19	799.1.163.1A	L.H. valve return spring		4

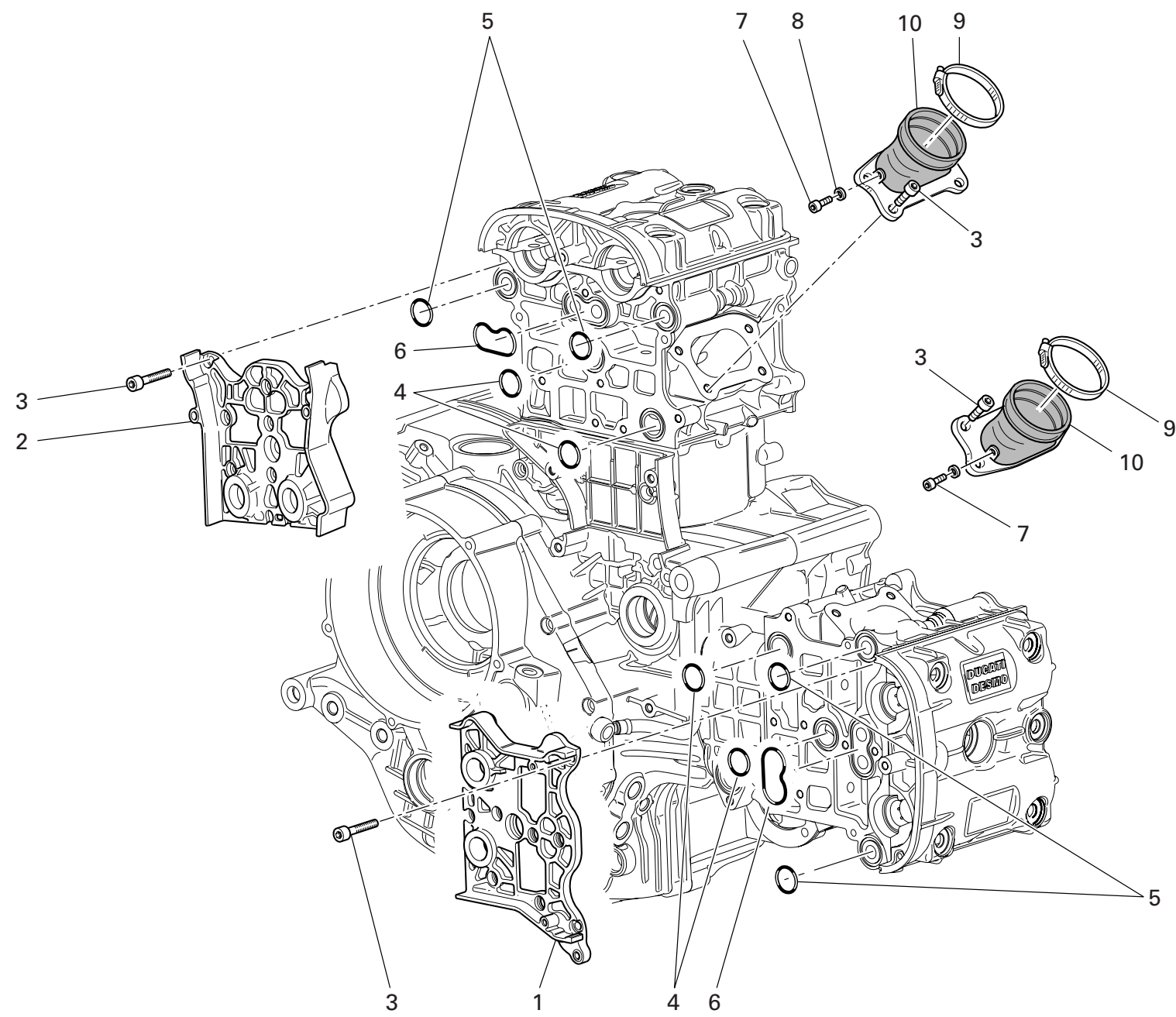
CATALOGUE No: 915.1.204.2A  
ISSUED: 05 - 04

NOTES NO.	CODE NO.	DESCRIPTION	VALIDITY	Q.TY 
20	766.4.019.1A	Stud bolt		8


CATALOGUE No: 915.1.204.2A  
ISSUED: 05 - 04

DRAWING 014

COLLECTORS AND HEAD COVERS

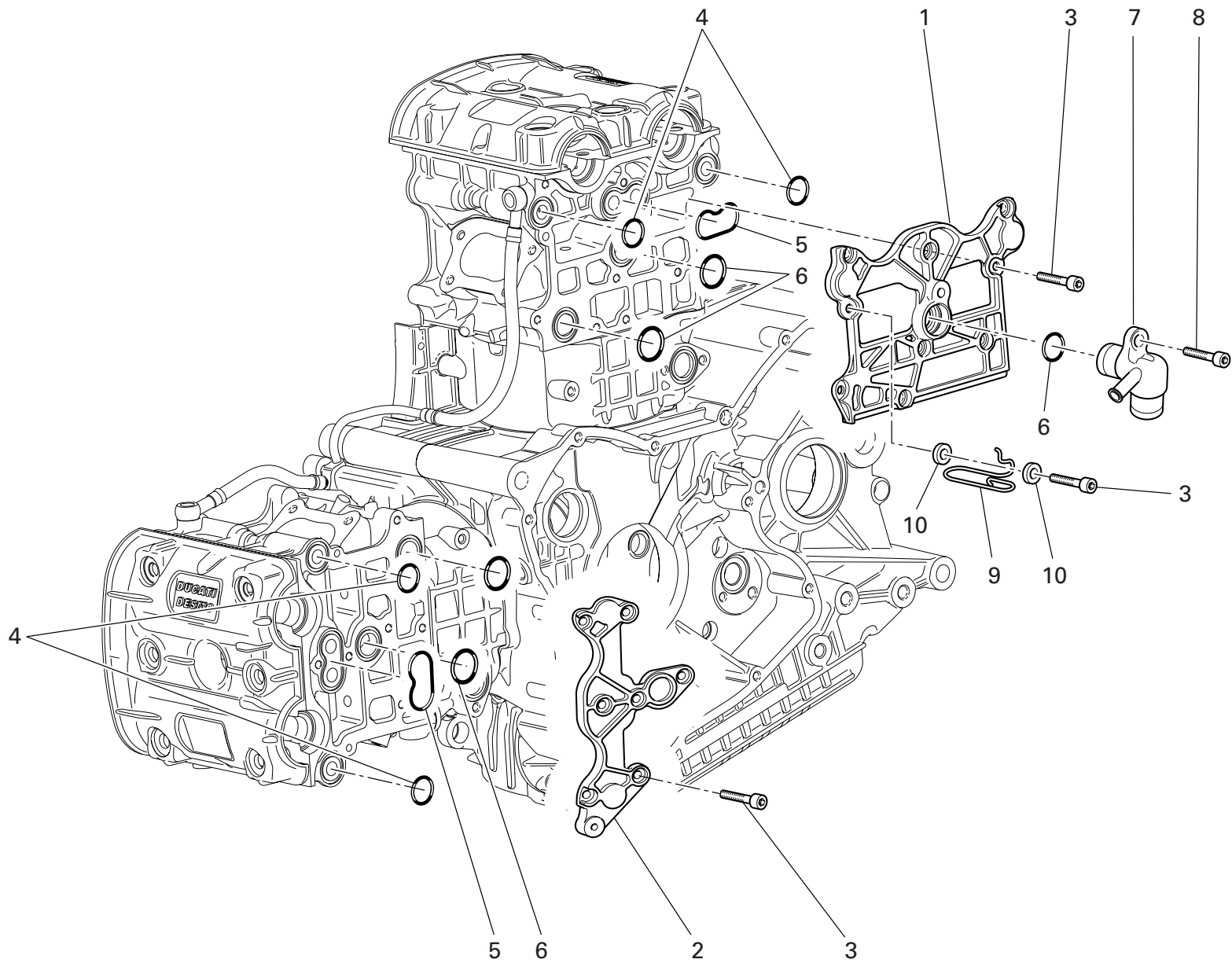


DRAWING 014 COLLECTORS AND HEAD COVERS


NOTES NO.	CODE NO.	DESCRIPTION	VALIDITY	Q.TY 
1	247.1.212.1A	Cover		1
2	247.1.211.1A	Cover		1
3	771.5.065.8B	Screw		28
4	93823.2087	O-ring		4
5	463.2.050.5A	O-ring		4
6	788.1.064.1A	Gasket		2
7	773.5.061.8B	Screw		2
8	852.5.025.1A	Aluminium gasket th.1		4
9	741.4.067.1A	Hose guide		2
10	140.2.035.1A	Intake manifold		2

NOTES NO.	CODE NO.	DESCRIPTION	VALIDITY	Q.TY 

DRAWING 014a HEAD COVERS



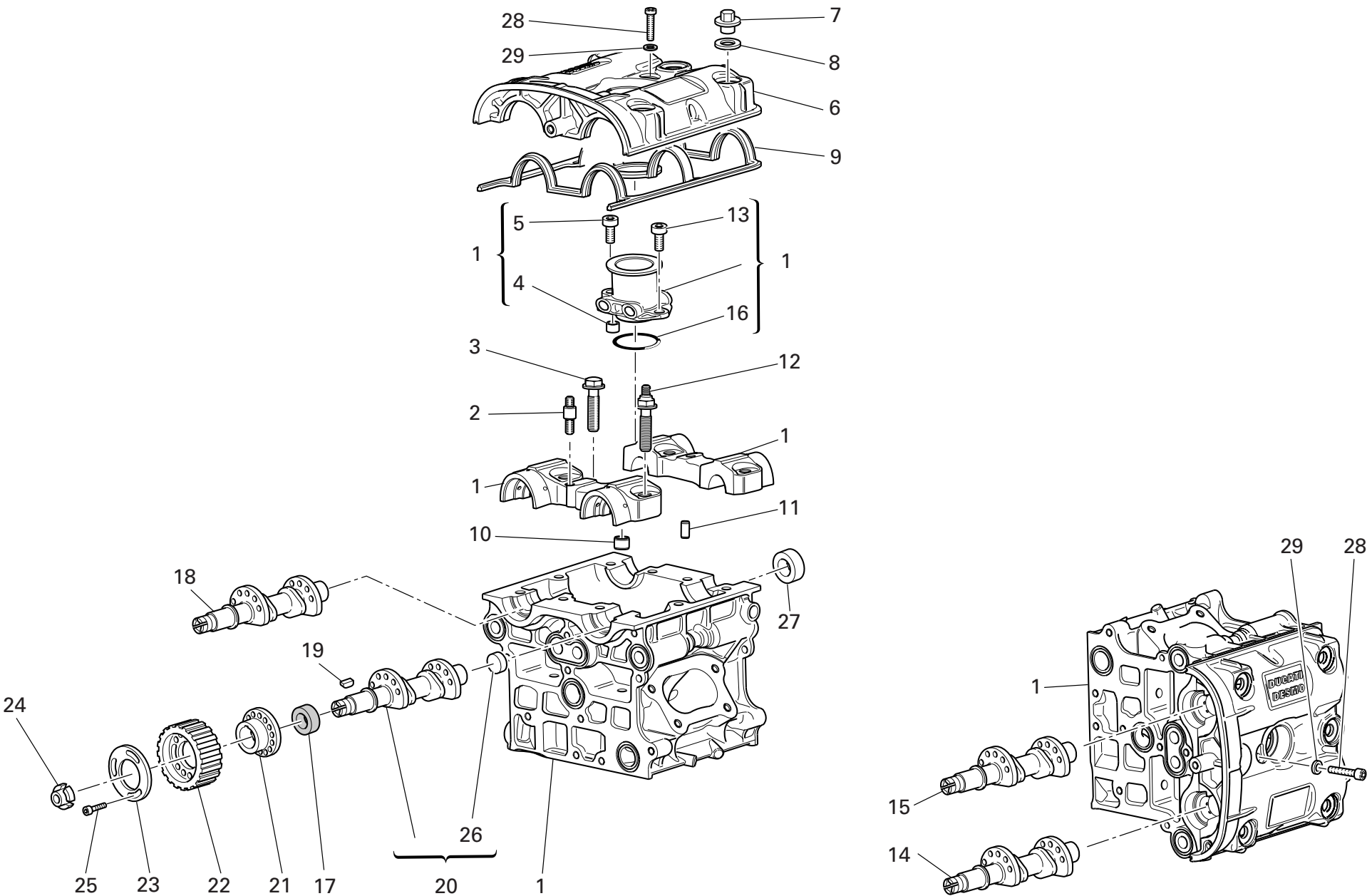
DRAWING 014a HEAD COVERS

NOTES NO.	CODE NO.	DESCRIPTION	VALIDITY	Q.TY 
1	247.1.163.1A	Cover		1
2	247.1.161.1A	Cover		1
3	771.5.065.8B	Screw		18
4	463.2.050.5A	O-ring		4
5	788.1.064.1A	Gasket		2
6	93823.2087	O-ring		4
7	814.1.117.1A	Water outlet union		1
8	771.5.071.8B	Screw		1
9	881.1.030.1A	Holder		1
10	852.1.176.1A	Washer		2

NOTES NO.	CODE NO.	DESCRIPTION	VALIDITY	Q.TY 

DRAWING 015


HEAD



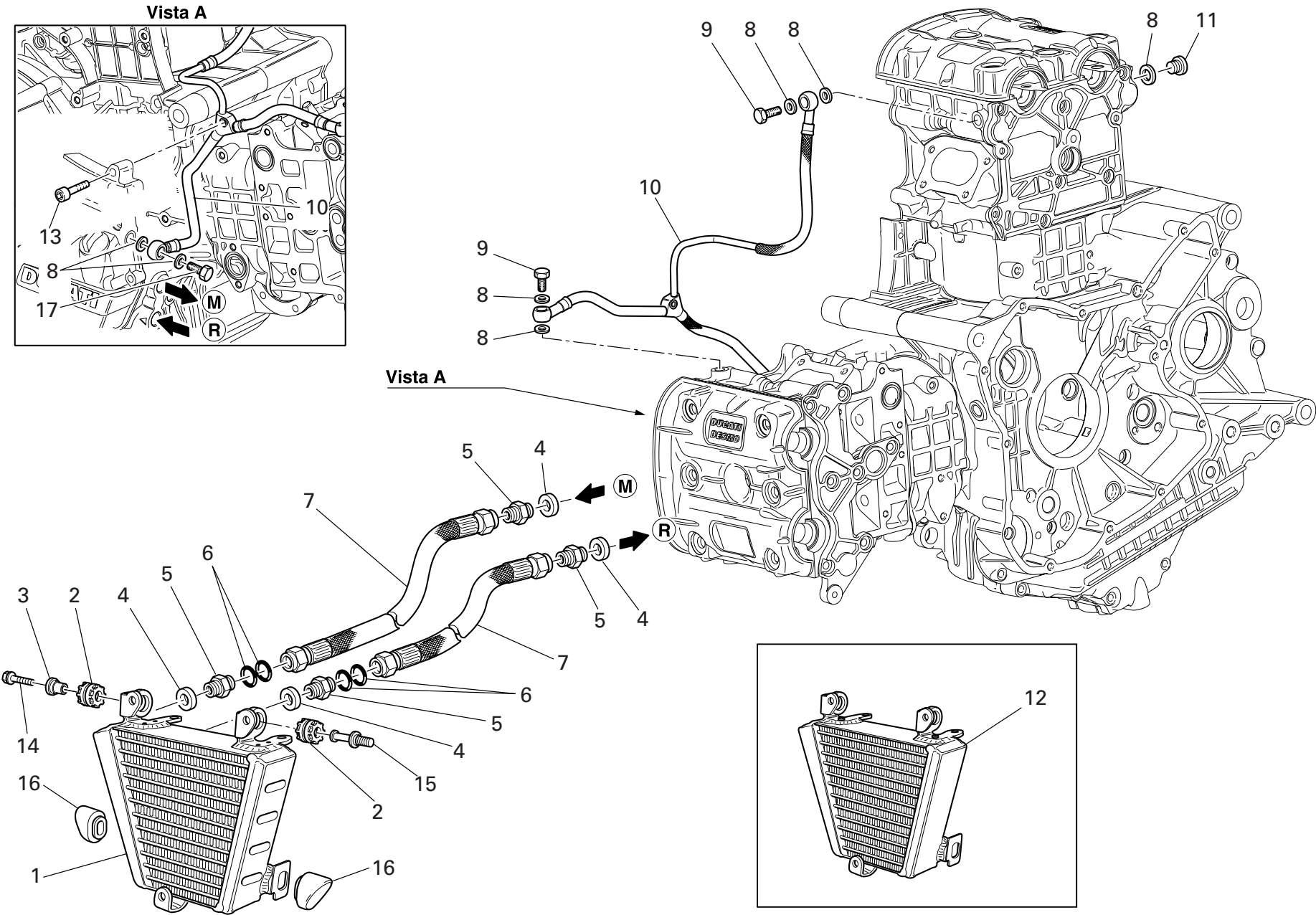
DRAWING 015 HEAD

NOTES NO.	CODE NO.	DESCRIPTION	VALIDITY	Q.TY	
1	301.2.171.1A	Head (4,5,13,16 included)		2	
2	766.1.020.1A	Stud bolt		4	
3	779.1.190.1A	Special screw		8	
4	711.1.092.2A	Bush		2	
5	771.5.069.8B	Screw		2	
6	247.1.261.1B	Cover (MAGNESIUM)		2	
7	750.1.047.1A	Nut		12	
8	856.1.061.2A	Washer		12	
9	788.1.062.1A	Head gasket		2	
10	711.1.091.2A	Bush		8	
11	418.4.052.7A	Pin		4	
12	779.1.189.1A	Special screw		8	
13	771.5.065.8B	Screw		2	
14	148.2.187.1A	Horizontal exhaust camshaft		1	
15	148.2.186.1A	Horizontal intake camshaft		1	
16	886.5.007.1A	O-ring		2	
17	930.5.007.1A	Seal ring		4	
18	148.2.189.1A	Vertical exhaust camshaft		1	
19	680.5.003.1A	Woodruff key		4	
20	148.2.188.1A	Vertical intake camshaft		1	
21	160.1.094.1A	Spacer		4	
22	255.1.019.2A	Timing belt roller		4	
23	856.1.074.2A	Special washer		4	
24	703.5.002.2A	Ring nut		4	
25	779.5.030.2A	Screw		12	
26	873.1.005.1A	Cap		4	
27	930.4.020.1A	Cap		4	


CATALOGUE No: 915.1.204.2A  
ISSUED: 05 - 04

NOTES NO.	CODE NO.	DESCRIPTION	VALIDITY	Q.TY	
28	771.5.066.8B	Screw		2	
29	852.1.176.1A	Washer		2	

CATALOGUE No: 915.1.204.2A  
ISSUED: 05 - 04

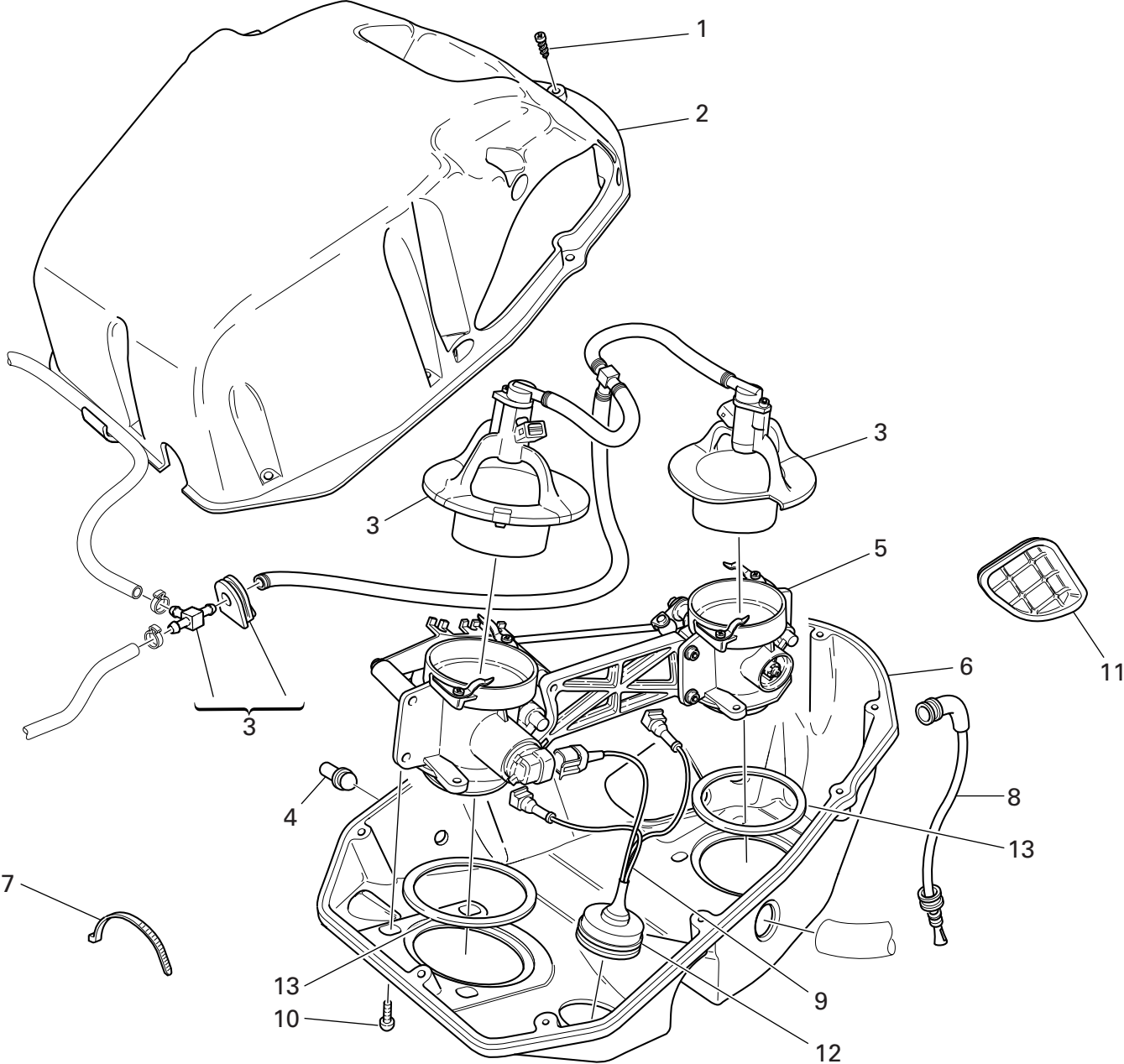


DRAWING 016 OIL COOLER

NOTES NO.	CODE NO.	DESCRIPTION	VALIDITY	Q.TY 
1	548.4.043.1A	Oil cooler		1
2	764.1.022.1A	Vibration damper pad		2
3	716.1.003.1A	Spacer		1
4	420.2.006.4A	Aluminium gasket		4
5	815.1.022.1A	Nipple		4
6	886.5.015.1A	O-Ring		4
7	549.1.030.1A	Oil delivery pipe		2
8	852.5.024.1A	Gasket th.1		8
9	779.1.318.1A	Special screw		2
10	875.1.048.2A	Head lubrication pipe		1
11	780.5.001.1A	Cap		2
12	548.4.042.1A	Oil cooler		1
13	771.5.041.8B	Screw		1
14	8000.61070	Screw		1
15	821.1.159.1A	Pin		1
16	866.1.044.1A	Rubber pad		2
17	781.1.009.1A	Special screw		1

NOTES NO.	CODE NO.	DESCRIPTION	VALIDITY	Q.TY 

DRAWING 017 THROTTLE BODY



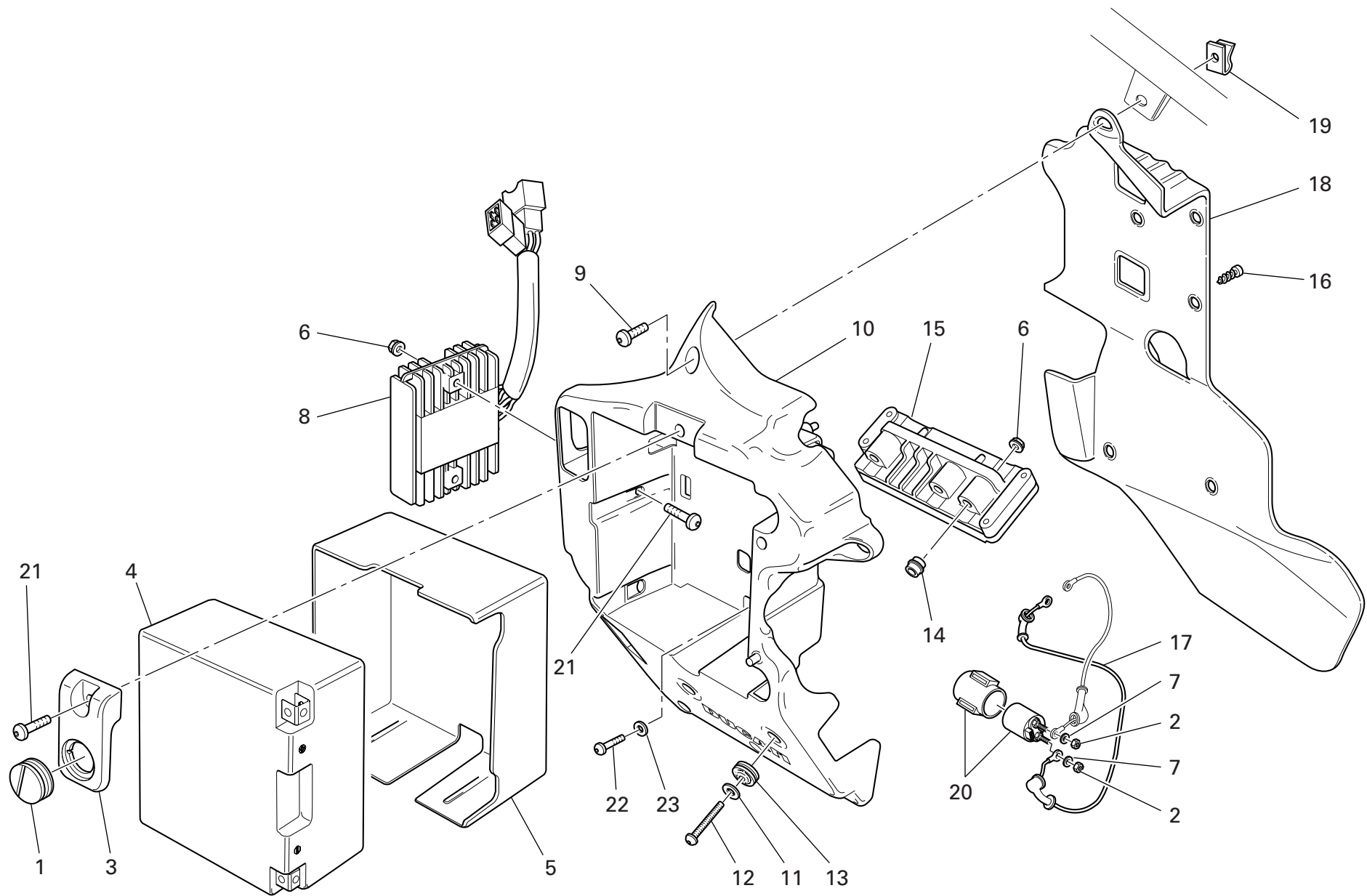
DRAWING 017 THROTTLE BODY

NOTES NO.	CODE NO.	DESCRIPTION	VALIDITY	Q.TY
1	774.5.002.1B	Screw		10
2	246.1.073.1A	Filter case cover		1
3	135.2.009.1A	Injectors kit		1
4	872.4.043.1A	Cap		2
5	282.4.044.1A	Complete throttle body		1
6	442.1.073.1A	Lower filter box		1
7	741.4.038.1A	Hose guide		3
8	876.1.086.1A	Exhaust pipe		1
9	510.1.241.1A	Throttle body wiring		1
10	779.1.274.1A	Screw		6
11	672.1.030.1A	Air box cowling		1
12	764.1.028.1A	Rubber pad		1
13	791.1.058.1A	Gasket		2


NOTES NO.	CODE NO.	DESCRIPTION	VALIDITY	Q.TY
-----------	----------	-------------	----------	------

DRAWING 018

BATTERY BOX MOUNT

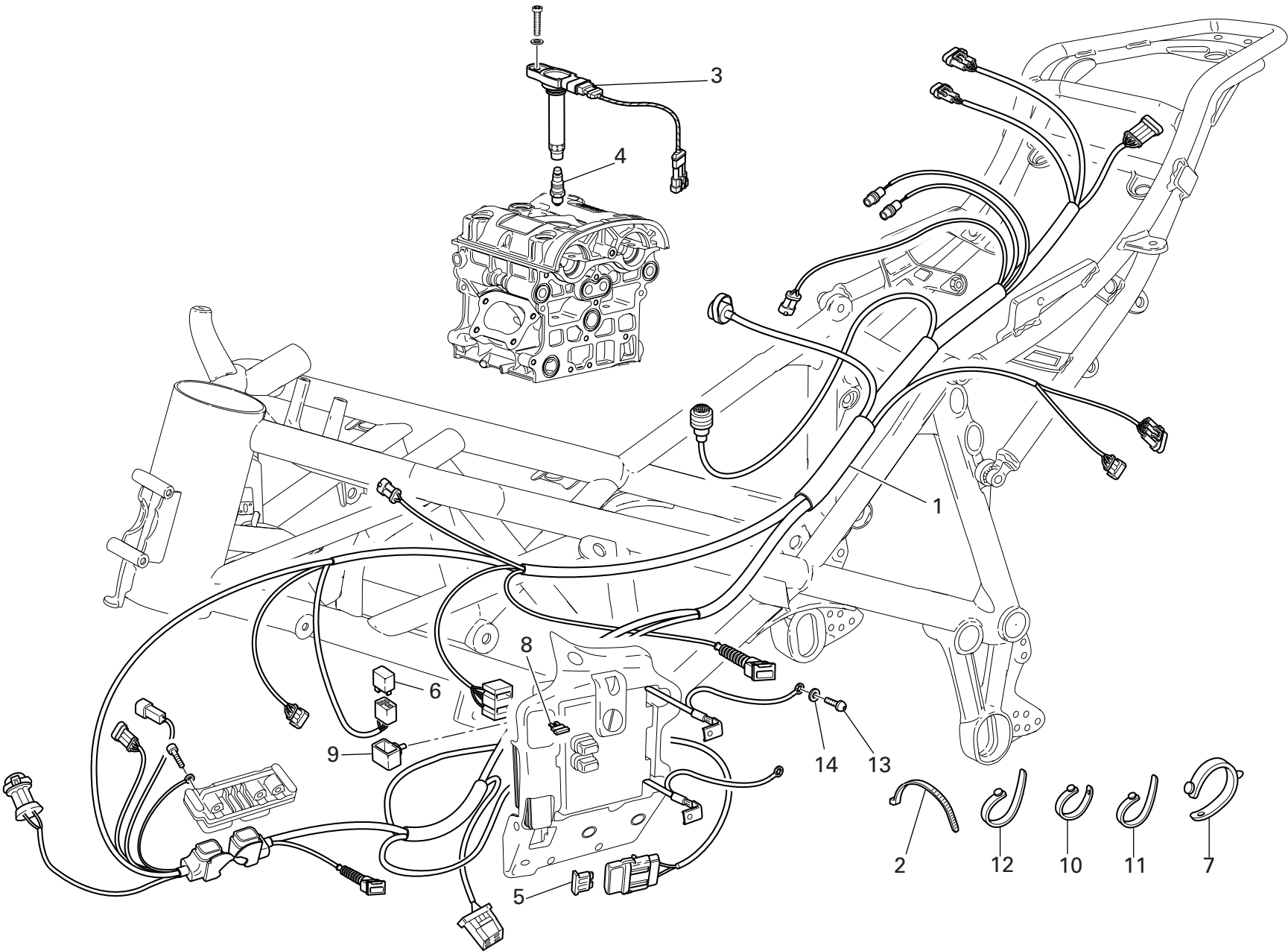


DRAWING 018 BATTERY BOX MOUNT


NOTES NO.	CODE NO.	DESCRIPTION	VALIDITY	Q.TY 
1	764.1.062.1A	Rubber pad		1
2	417.9.050.6A	Nut		2
3	247.1.205.1A	Cover		1
4	395.4.013.1B	Battery		1
5	791.1.060.1A	Battery resting buffer		1
6	729906FN1	Nut		4
7	462.4.037.6A	Spring washer		2
8	540.4.019.1A	Regulator		1
9	771.5.666.8B	Screw		2
10	829.1.419.1A	Battery box mount		1
11	852.1.160.1A	Washer		2
12	775.1.034.1AB	Screw		2
13	0797.72.068	Vibration damper pad		3
14	821.1.171.1A	Pin		2
15	286.4.112.1C	Injection control unit		1
16	772.5.034.1A	Screw		4
17	514.1.040.1A	Solenoid starter - starter motor cable		1
18	460.1.125.1A	Battery mount heat guard		1
19	850.4.041.1A	Quik fastening		2
20	397.4.002.1A	Remote switch		1
21	775.1.022.1A	Screw		3
22	60N107330	Screw		1
23	852.1.161.1A	Washer		1

NOTES NO.	CODE NO.	DESCRIPTION	VALIDITY	Q.TY 
-----------	----------	-------------	----------	--

DRAWING 018a INJECTION SYSTEM

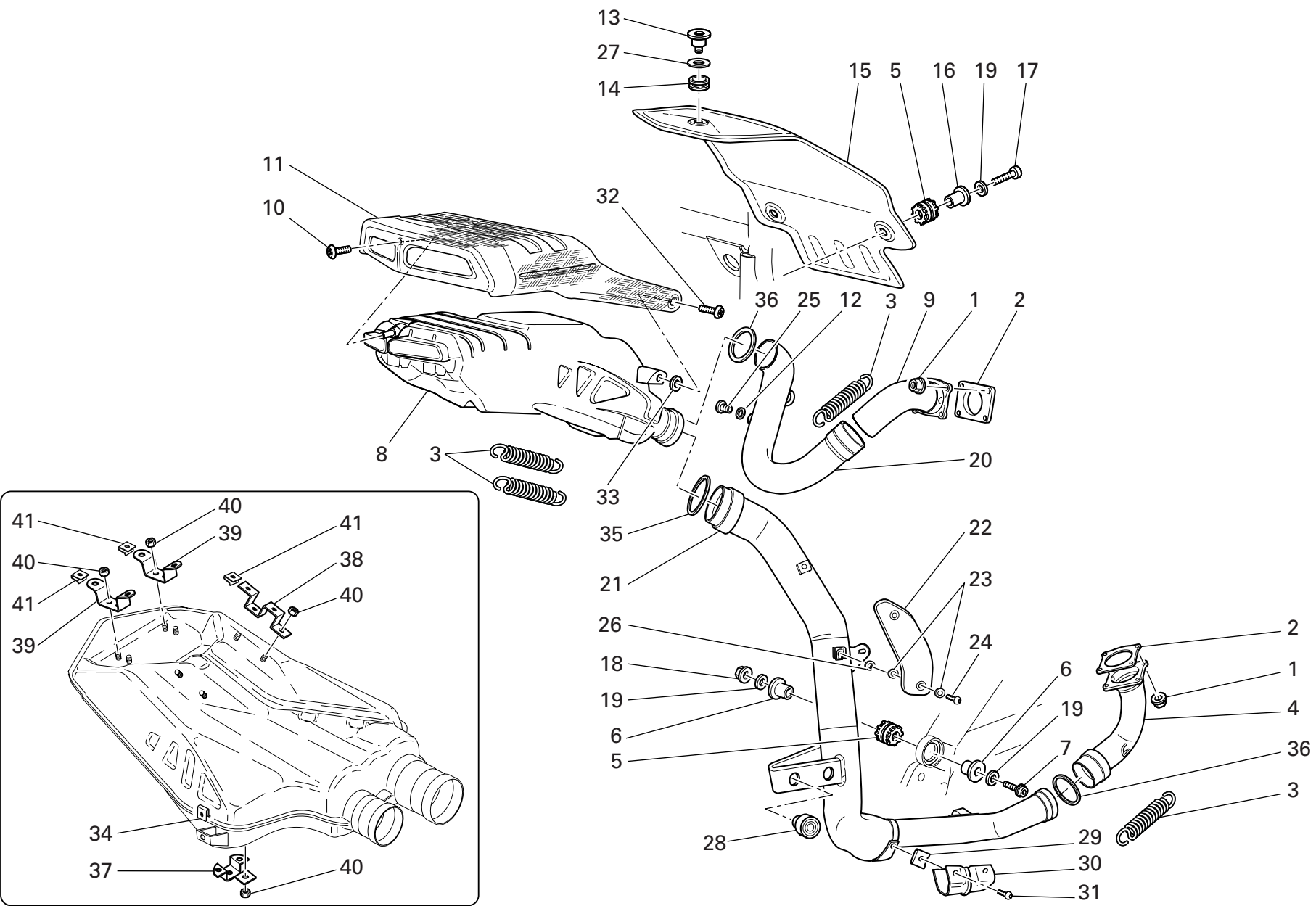


DRAWING 018a INJECTION SYSTEM

NOTES NO.	CODE NO.	DESCRIPTION	VALIDITY	Q.TY 
1	510.1.323.2A	Main wiring		1
2	741.4.038.1A	Hose guide		9
3	380.1.014.1A	Coil		2
4	670.4.030.1A	Spark plug		2
5	389.4.014.1A	Fuse 40A		1
6	541.4.007.1A	Relay		1
7	8000.53724	Hose guide		9
8	389.4.006.1A	Fuse 3A		1
8	389.4.013.1A	Fuse 20A		1
9	829.1.190.1A	Rubber holder		1
10	741.1.010.1A	Hose guide		3
11	741.1.012.1A	Hose guide		7
12	741.1.013.1A	Hose guide		8
13	775.1.019.1A	Screw		1
14	852.1.160.1A	Washer		1

NOTES NO.	CODE NO.	DESCRIPTION	VALIDITY	Q.TY 


DRAWING 019 EXHAUST SYSTEM



## DRAWING 019 EXHAUST SYSTEM

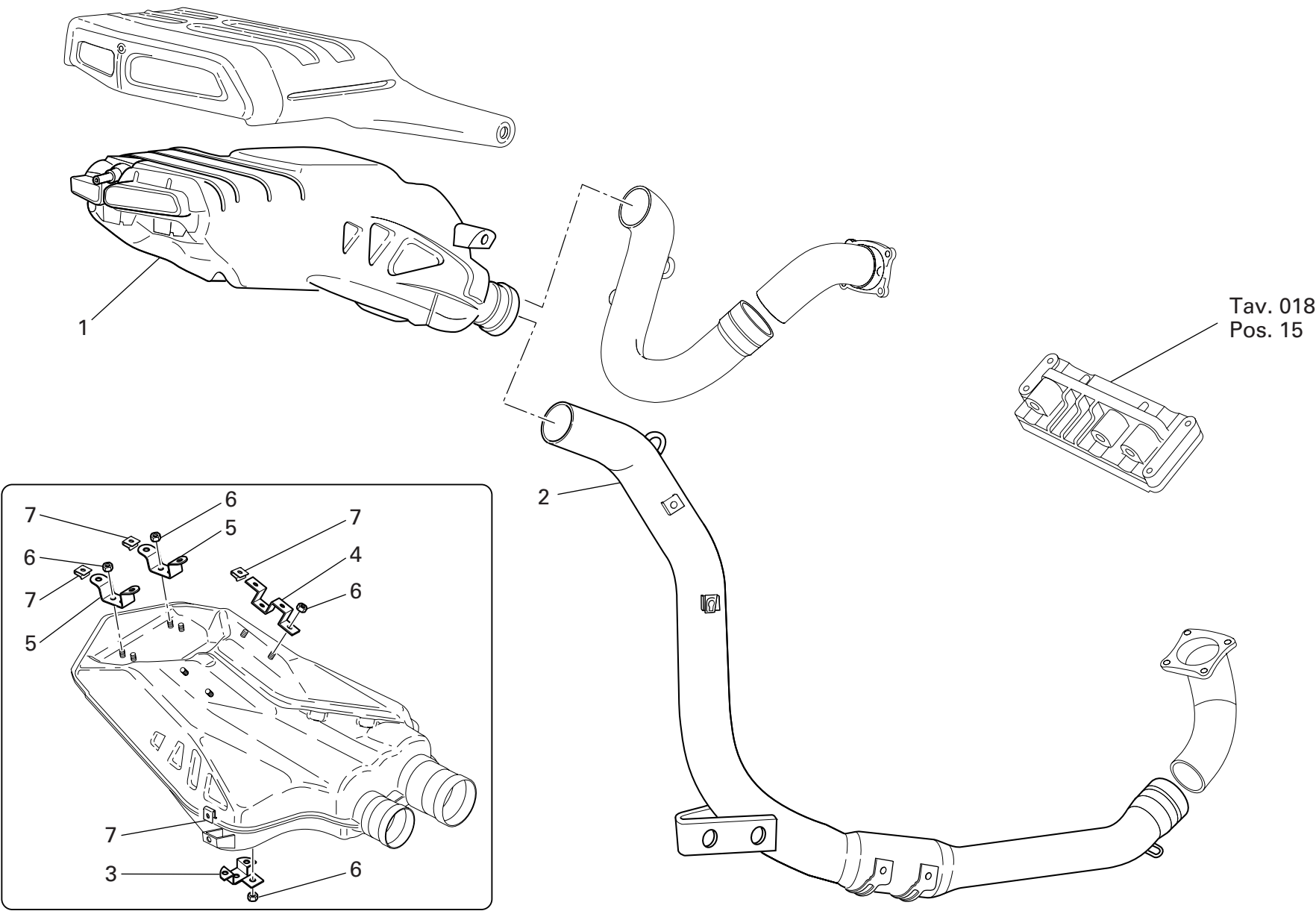
NOTES NO.	CODE NO.	DESCRIPTION	VALIDITY	Q.TY 
1	748.1.024.1A	Nut		8
2	790.1.004.1A	Exhaust gasket		2
3	799.1.048.2A	Spring		3
4	570.1.072.1B	Horizontal head exhaust pipe		1
5	764.1.024.1A	Vibration damper pad		3
6	713.1.082.1A	Spacer		2
7	772.5.038.1AB	Screw		1
8	573.1.064.3B	Exhaust silencer		1
9	571.1.072.1B	Vertical head exhaust pipe		1
10	775.1.031.1B	Screw		1
11	460.1.160.2A	Silencer thermal protection (CARBON)		1
12	852.5.024.1A	Gasket th.1		2
13	779.1.260.1A	Special screw		1
14	764.1.042.1A	Vibration damper pad		1
15	460.1.112.1A	Tail guard thermal protection		1
16	8000.62652	Spacer		2
17	771.5.070.2BB	Screw		2
18	729906FN1	Nut		1
19	8000.56359	Washer		4
20	571.1.075.1B	Vertical head exhaust pipe		1
21	570.1.074.1B	Horizontal head exhaust pipe		1
22	247.1.188.1A	Protection		1
23	852.1.072.1A	Washer		4
24	775.1.035.1B	Screw		2
25	780.1.007.1A	Cap		2
26	716.1.107.1B	Spacer		2
27	852.1.163.1A	Washer		1

CATALOGUE No: 915.1.204.2A  
ISSUED: 05 - 04


NOTES NO.	CODE NO.	DESCRIPTION	VALIDITY	Q.TY 
28	764.1.063.1A	Rubber pad		2
29	850.4.064.1A	Nut with clip		4
30	460.1.159.1A	Thermal protection		1
31	779.1.334.1A	Screw		4
32	775.1.033.1A	Screw		2
33	856.1.091.1A	Washer		2
34	746.4.006.1A	Quik fastening		2
35	790.1.010.1A	Gasket		1
36	790.1.009.1A	Gasket		2
37	576.1.046.1A	Bracket		1
38	576.1.047.1A	Bracket		2
39	576.1.048.1A	Bracket		2
40	749.4.009.1A	Nut		11
41	746.4.007.1A	Quik fastening		8

CATALOGUE No: 915.1.204.2A  
ISSUED: 05 - 04

DRAWING 019a CARBON EXHAUST SYSTEM



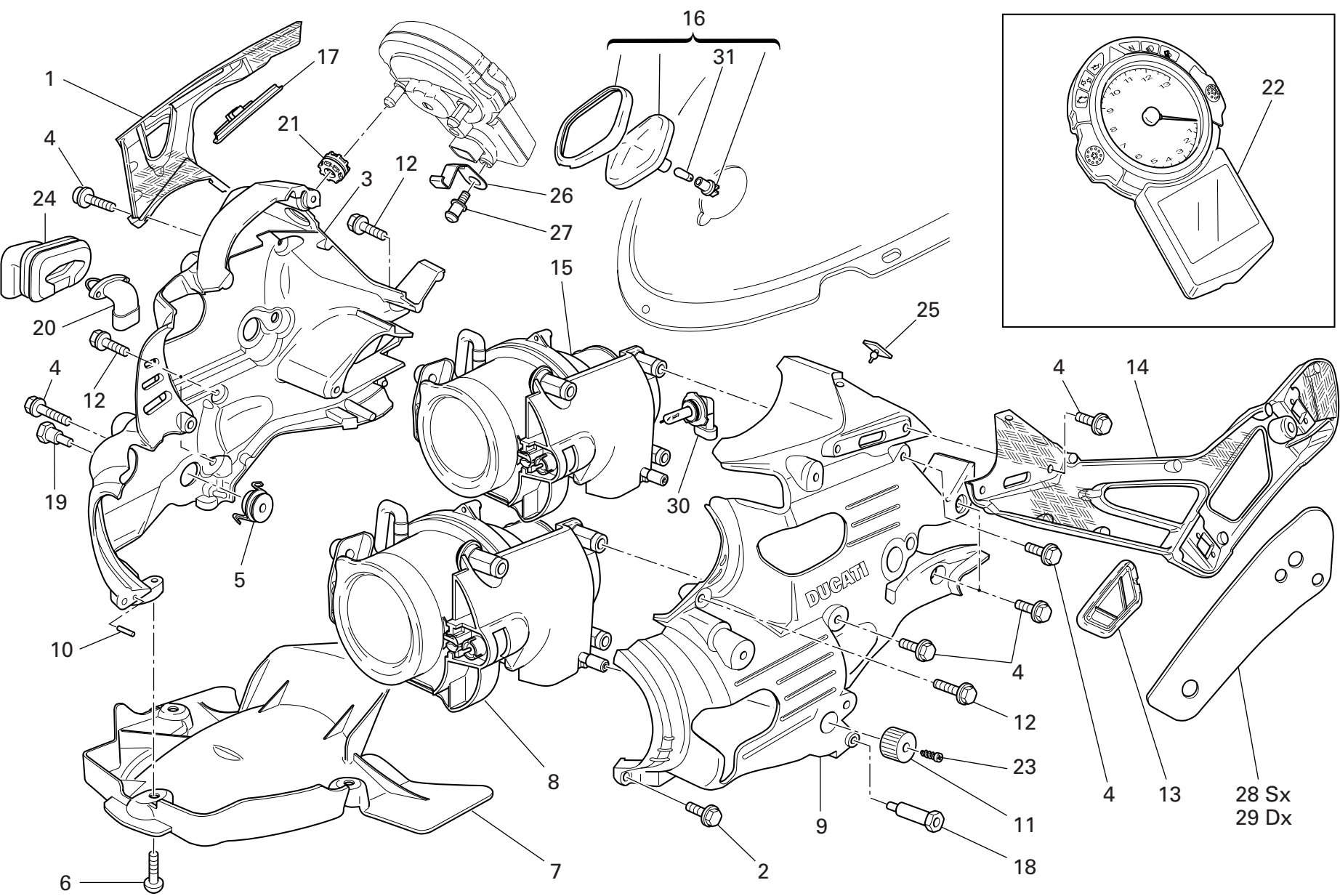
DRAWING 019a CARBON EXHAUST SYSTEM

NOTES NO.	CODE NO.	DESCRIPTION	VALIDITY	Q.TY	
1	573.1.081.1A	Exhaust silencer (CARBON)		1	
2	570.1.099.1A	Horizontal head exhaust pipe		1	
3	576.1.046.1A	Bracket		1	
4	576.1.047.1A	Bracket		2	
5	576.1.048.1A	Bracket		2	
6	749.4.009.1A	Nut		11	
7	746.4.006.1A	Quik fastening		10	

NOTES NO.	CODE NO.	DESCRIPTION	VALIDITY	Q.TY	
-----------	----------	-------------	----------	------	---

DRAWING 020


FRONT HEAD-LIGHT AND INSTRUMENT PANEL



DRAWING

020

FRONT HEAD-LIGHT AND INSTRUMENT PANEL


NOTES NO.	CODE NO.	DESCRIPTION	VALIDITY	Q.TY
				
1	829.2.479.1A	R.H. mirror holder (CARBON)		1
2	772.5.031.1AB	Screw		3
3	829.1.369.1A	Headlight holder		1
4	772.5.029.1AB	Screw		14
5	750.4.010.1A	Nut		4
6	775.1.008.3A	Screw		4
7	460.1.120.2A	Mudflap		1
8	520.4.022.1C	Low beam		1
9	829.1.370.1A	Headlight holder		1
10	462.9.012.8A	Spring pin		2
11	835.1.005.1B	Knob		2
12	772.5.038.1AB	Screw		5
13	872.1.036.1A	LH mirrors support plug		1
14	829.2.480.1A	L.H. mirror holder (CARBON)		1
15	520.4.023.1B	High beam		1
16	536.2.002.2A	Parking light assy		1
17	872.1.037.1A	RH mirrors support plug		1
18	684.1.056.1A	L.H. stud bolt		1
19	684.1.057.1A	R.H. Stud bolt		1
20	552.4.012.1A	Air temperature sensor		1
21	764.1.022.1A	Vibration damper pad		3
22	406.1.015.1F	Complete instrument panel		1
23	772.5.035.1A	Screw		2
24	829.1.401.1A	Holder sensor		1
25	866.1.036.1A	Rubber pad		2
26	826.1.015.1A	Plate		1
27	821.1.184.1A	Pin		1

CATALOGUE No:

ISSUED:

915.1.204.2A

05 - 04

NOTES NO.	CODE NO.	DESCRIPTION	VALIDITY	Q.TY
				
28	764.1.059.1A	Rearview mirror support rubber (L.H.)		1
29	764.1.047.1A	Rearview mirror support rubber (R.H.)		1
30	390.4.009.1A	Bulb 10W		2
31	390.4.017.1A	Bulb 12V-10W		1

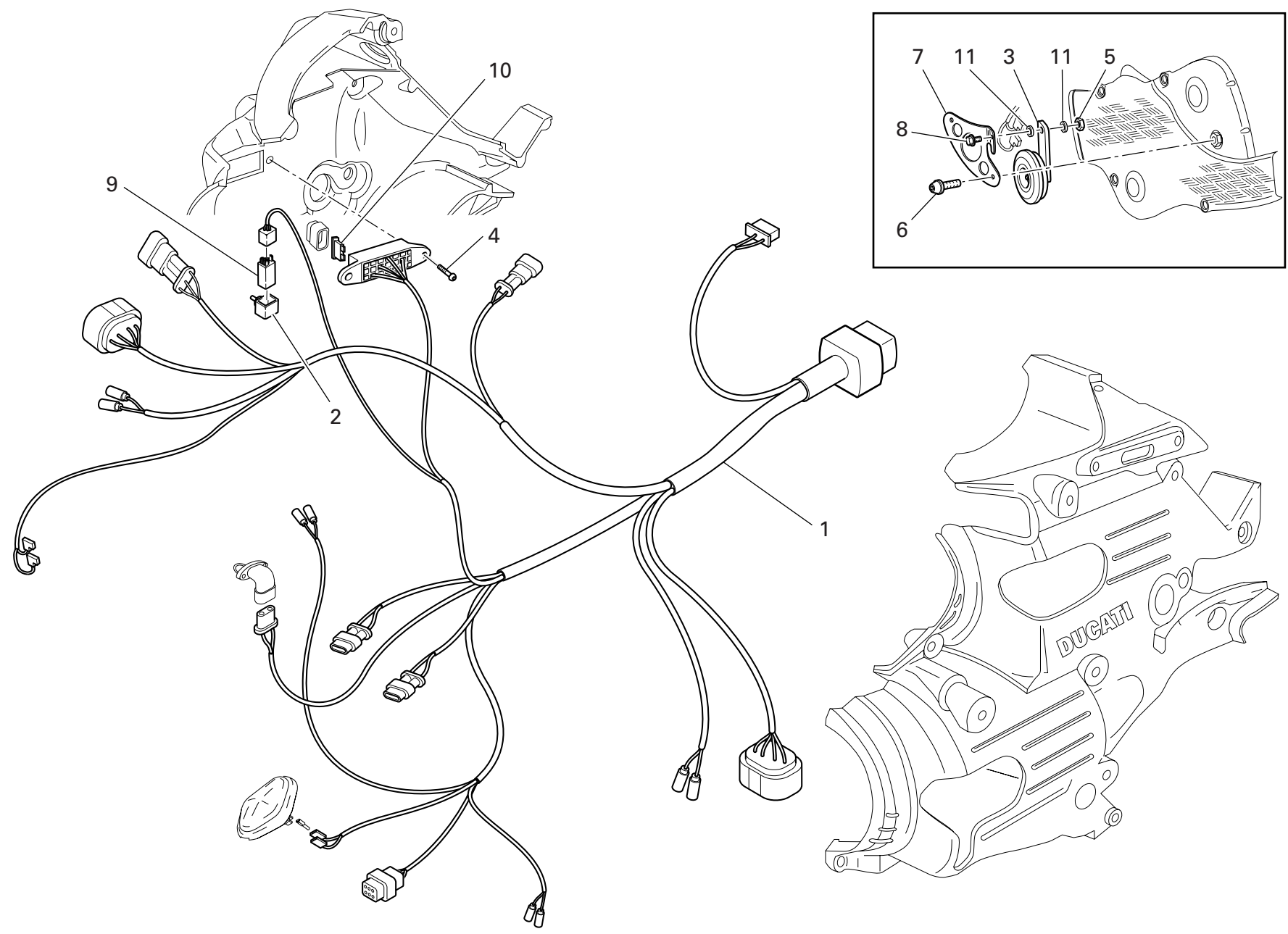
CATALOGUE No:

ISSUED:

915.1.204.2A

05 - 04

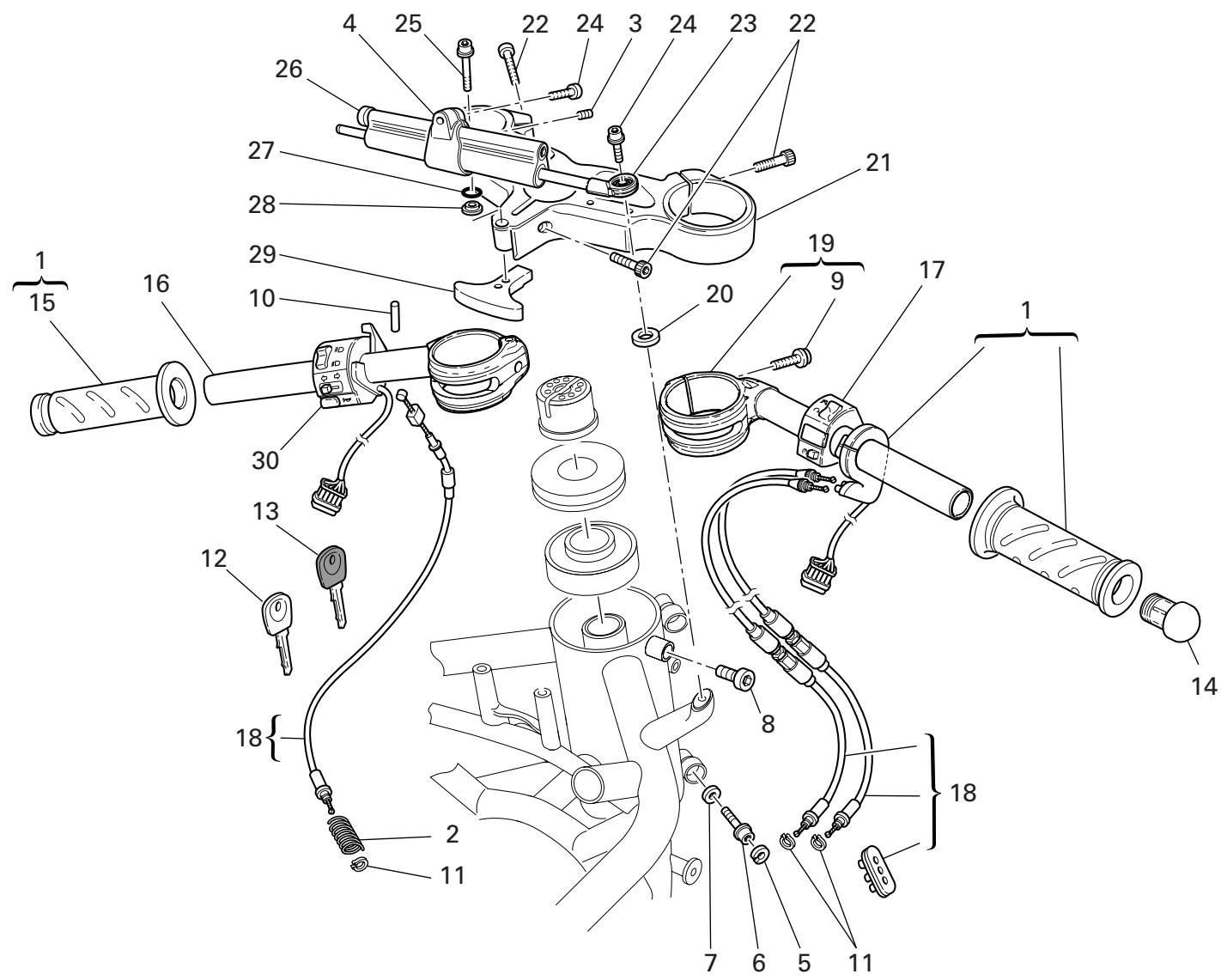
DRAWING 020a FRONT WIRING



DRAWING 020a FRONT WIRING

NOTES NO.	CODE NO.	DESCRIPTION	VALIDITY	Q.TY
1	510.1.243.3A	Front wiring		1
2	829.1.190.1A	Rubber holder		1
3	516.4.003.1B	Horn (BLACK)		1
4	775.1.027.1A	Screw		2
5	749.4.004.1A	Nut		1
6	772.5.032.1A	Screw		2
7	829.1.386.1A	Bracket		1
8	772.5.037.1AB	Screw		1
9	541.4.007.1A	Relay		1
10	389.4.006.1A	Fuse 3A		1
10	389.4.007.1A	Fuse 7.5A		1
10	389.4.008.1A	Fuse 15A		1
10	389.4.013.1A	Fuse 20A		1
11	716.1.111.1A	Spacer		2

NOTES NO.	CODE NO.	DESCRIPTION	VALIDITY	Q.TY
-----------	----------	-------------	----------	------



DRAWING

021

HALF-HANDLEBARS - SHOCK-ADSORBER


NOTES NO.	CODE NO.	DESCRIPTION	VALIDITY	Q.TY	
1	654.2.016.1A	Throttle control		1	
2	799.1.171.1A	Starter control transmission return spring		1	
3	778.5.009.1A	Threaded dowel		1	
4	808.2.047.1A	Clamp		1	
5	884.5.001.1A	Circlip		2	
6	771.5.723.8B	Screw		2	
7	852.1.071.1A	Washer		2	
8	779.1.060.1A	Special screw		1	
9	771.5.725.8B	Screw		2	
10	861.5.013.1A	Spring pin		2	
11	0170.91.730	Ring		3	
12	598.4.016.1A	Wrench with Transponder		1	
13	598.4.018.1A	Wrench without Transponder		1	
14	872.1.015.1A	Cap		2	
15	361.1.002.1A	Grip (L.H.)		1	
16	360.1.044.1A	L.H. handlebar		1	
17	650.4.008.1B	R.H. switch		1	
18	656.2.001.1A	Cables and rubber unit		1	
19	360.1.043.1A	R.H. handlebar		1	
20	713.1.209.1A	Spacer		1	
21	341.1.046.1A	Steering head		1	
22	771.5.727.8B	Screw		3	
23	848.2.002.1A	Joint		1	
24	771.5.666.8B	Screw		2	
25	771.5.673.8B	Screw		1	
26	364.1.003.1A	Steering damper		1	
27	886.5.014.1A	O-ring		1	

CATALOGUE No:

ISSUED:

915.1.204.2A

05 - 04

NOTES NO.	CODE NO.	DESCRIPTION	VALIDITY	Q.TY	
28	713.1.210.1A	Spacer		1	
29	341.1.036.1A	Steering lock arm		1	
30	651.4.013.1A	L.H. switch		1	

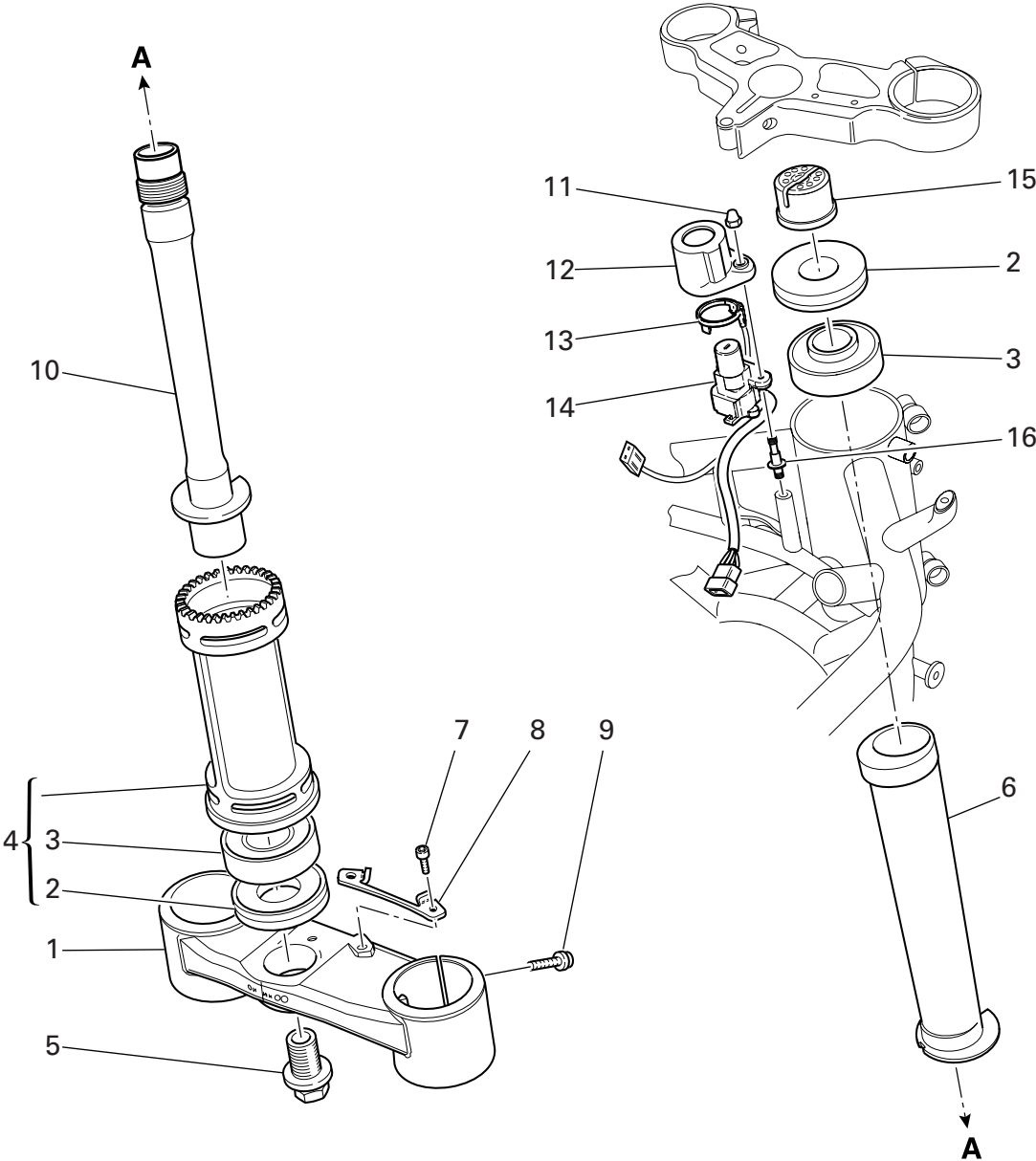
CATALOGUE No:

ISSUED:


915.1.204.2A

05 - 04

DRAWING 021a HALF-HANDLEBARS - SHOCK-ADSORBER

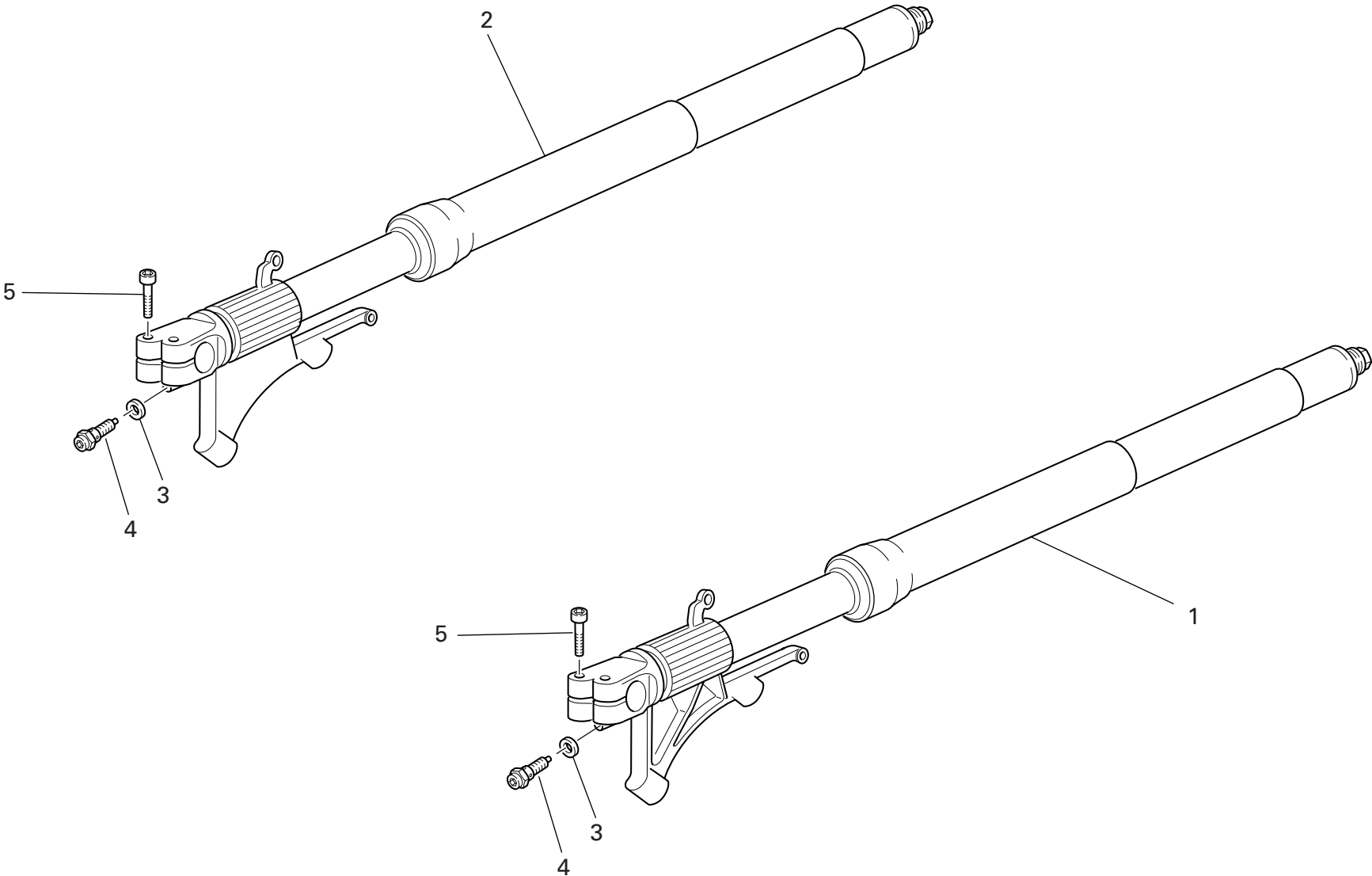


DRAWING 021a HALF-HANDLEBARS - SHOCK-ADSORBER

NOTES NO.	CODE NO.	DESCRIPTION	VALIDITY	Q.TY 
1	342.2.038.1A	Steering head base assembly		1
2	930.1.004.1A	Seal ring		2
3	702.4.004.1A	Bearing		2
4	343.2.005.1A	Tube		1
5	779.1.365.1A	Special screw		1
6	710.1.105.1A	Steering eccentric nut		1
7	773.5.039.8B	Screw		2
8	827.1.273.1A	Plate		1
9	771.5.725.8B	Screw		4
10	343.1.018.1A	Pin		1
11	749.4.002.1A	Nut		2
12	246.1.076.1A	Cover		1
13	518.4.004.1C	Antenna		1
14	652.4.006.1A	Key-operated switch		1
15	703.1.035.1A	Ring nut		1
16	779.1.252.1A	Special screw		2

NOTES NO.	CODE NO.	DESCRIPTION	VALIDITY	Q.TY 

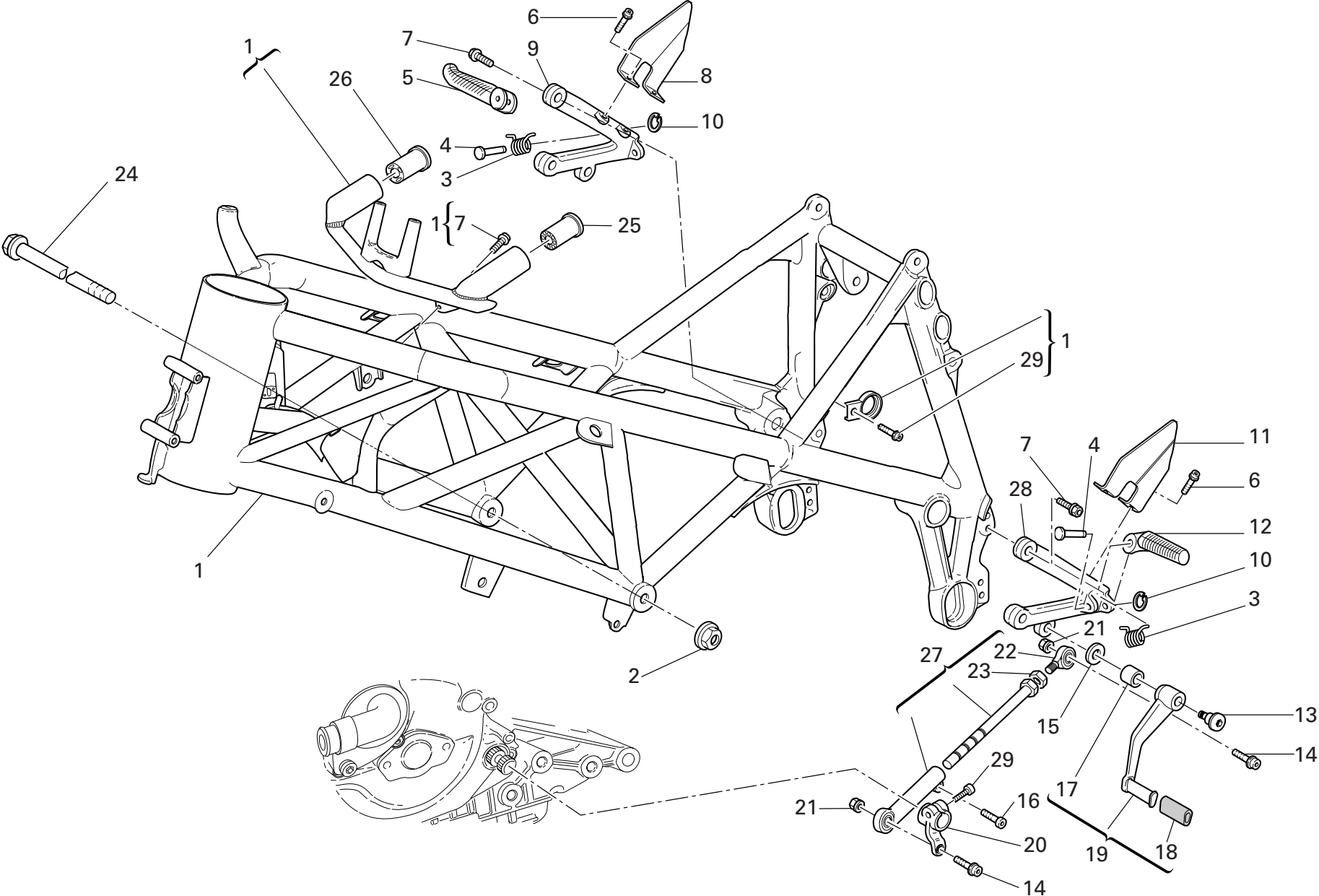
DRAWING 021b FRONT FORK




DRAWING 021b FRONT FORK

NOTES NO.	CODE NO.	DESCRIPTION	VALIDITY	Q.TY
1	340.2.242.1A	R.H. fork leg assembly		1
2	340.2.241.1A	L.H. fork leg assembly		1
3	349.1.096.1A	Special washer		2
4	349.2.010.1A	Adjusting screw		2
5	779.1.371.1A	Screw		4

NOTES NO.	CODE NO.	DESCRIPTION	VALIDITY	Q.TY
-----------	----------	-------------	----------	------



DRAWING 022 FRAME

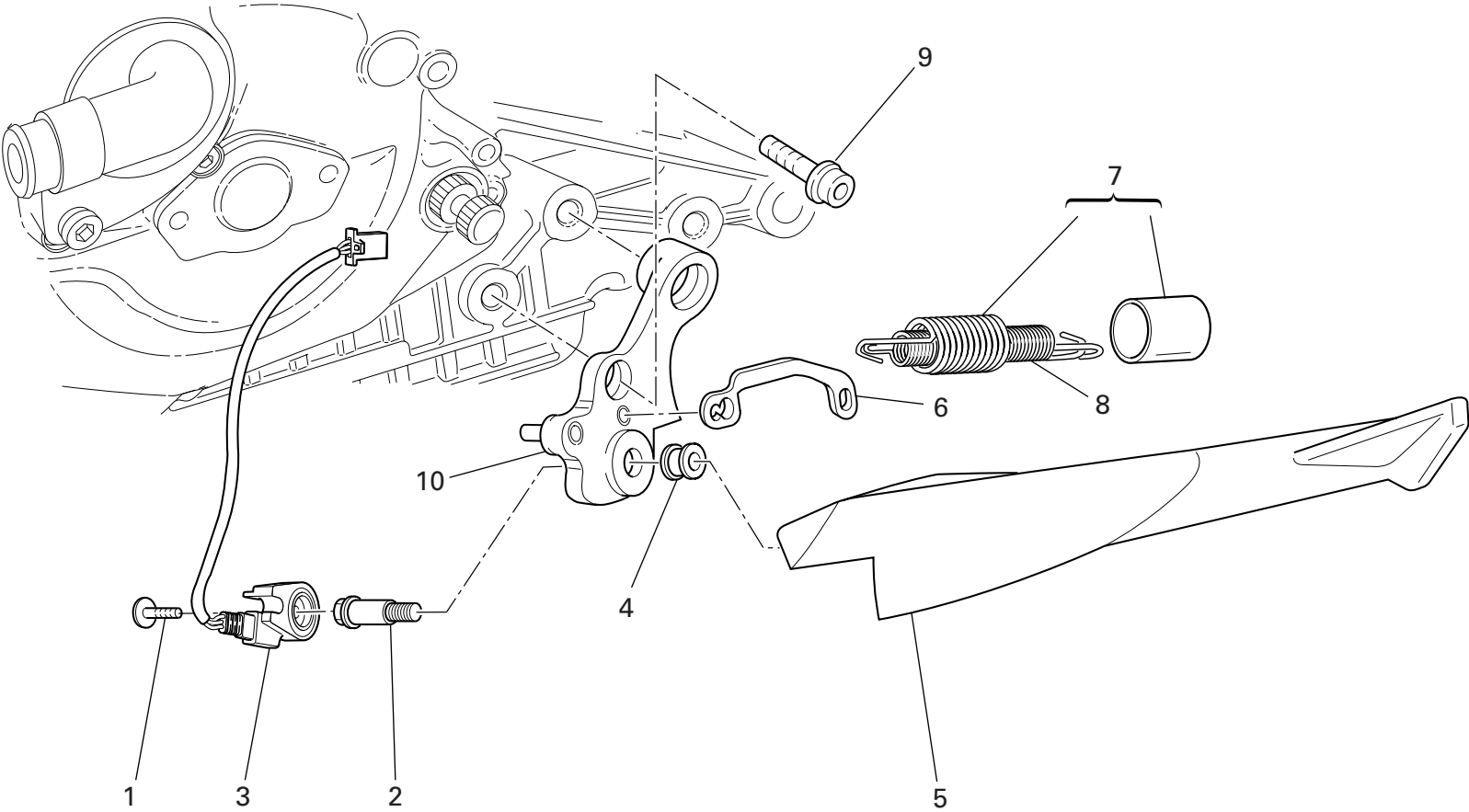
NOTES NO.	CODE NO.	DESCRIPTION	VALIDITY	Q.TY
				
1	470.2.178.1AW	Frame (RED)		1
2	750.1.062.1A	Nut		2
3	799.1.166.1A	Spring		2
4	821.1.051.1AB	Pin		2
5	464.1.006.1A	Foot peg (front) (R.H.)		1
6	771.5.637.8B	Screw		4
7	771.5.723.8B	Screw		6
8	247.1.191.1A	R.H. protection		1
9	824.1.083.1A	R.H. foot peg holder plate		1
10	884.5.003.1A	Ring		2
11	247.1.192.1A	L.H. protection		1
12	464.1.005.1A	Foot peg (front) (L.H.)		1
13	821.1.170.1A	Pin		1
14	771.5.667.8B	Screw		2
15	852.1.151.1A	Washer		1
16	771.5.665.8B	Screw		1
17	0000.59056	Bush		1
18	764.1.011.1A	Rubber pad		1
19	456.2.033.1A	Gearchange lever		1
20	456.1.006.2A	Gearchange control lever		1
21	749.4.004.1A	Nut		2
22	76401.0002	Ball joint		1
23	747.5.003.1A	Nut		1
24	779.1.213.1A	Screw		2
25	764.1.051.1A	Rubber pad		1
26	764.1.050.1A	Rubber pad		1
27	117.2.034.1B	Gearbox transmission rod assembly		1

CATALOGUE No: 915.1.204.2A  
ISSUED: 05 - 04


NOTES NO.	CODE NO.	DESCRIPTION	VALIDITY	Q.TY
				
28	824.1.084.1A	L.H. foot peg holder plate		1
29	771.5.666.8B	Screw		2

CATALOGUE No: 915.1.204.2A  
ISSUED: 05 - 04

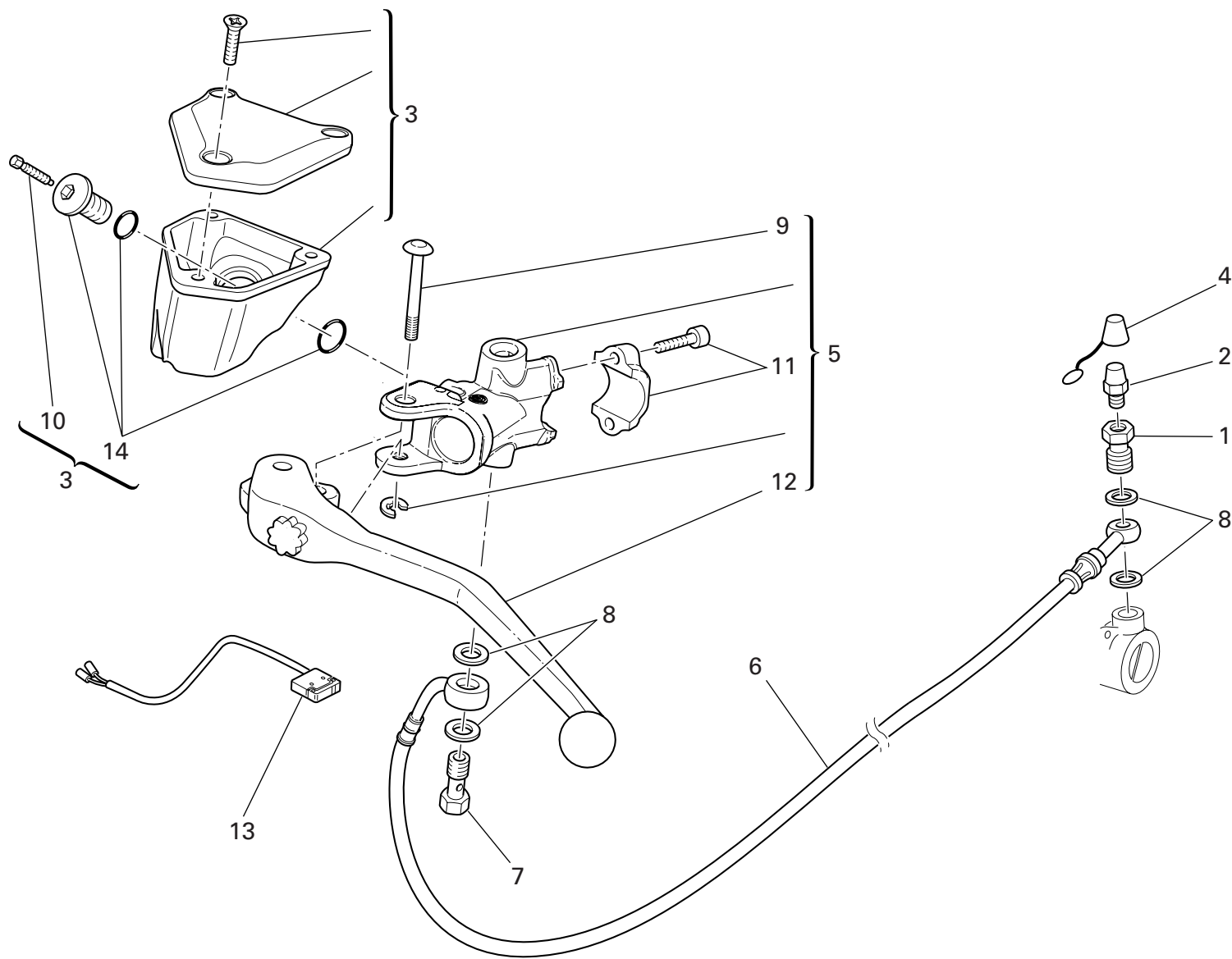
DRAWING 022a STAND




DRAWING 022a STAND

NOTES NO.	CODE NO.	DESCRIPTION	VALIDITY	Q.TY	
1	779.4.005.2A	Screw		1	
2	821.1.134.1A	Pin		1	
3	539.1.023.2A	Switch		1	
4	711.1.113.1A	Bush		1	
5	556.1.031.1A	Side stand		1	
6	829.1.366.1A	Plate		1	
7	799.2.159.1A	Complete spring		1	
8	799.1.158.1A	Inner spring		1	
9	771.5.154.8B	Screw		2	
10	556.2.032.1A	Plate		1	

NOTES NO.	CODE NO.	DESCRIPTION	VALIDITY	Q.TY	
-----------	----------	-------------	----------	------	---

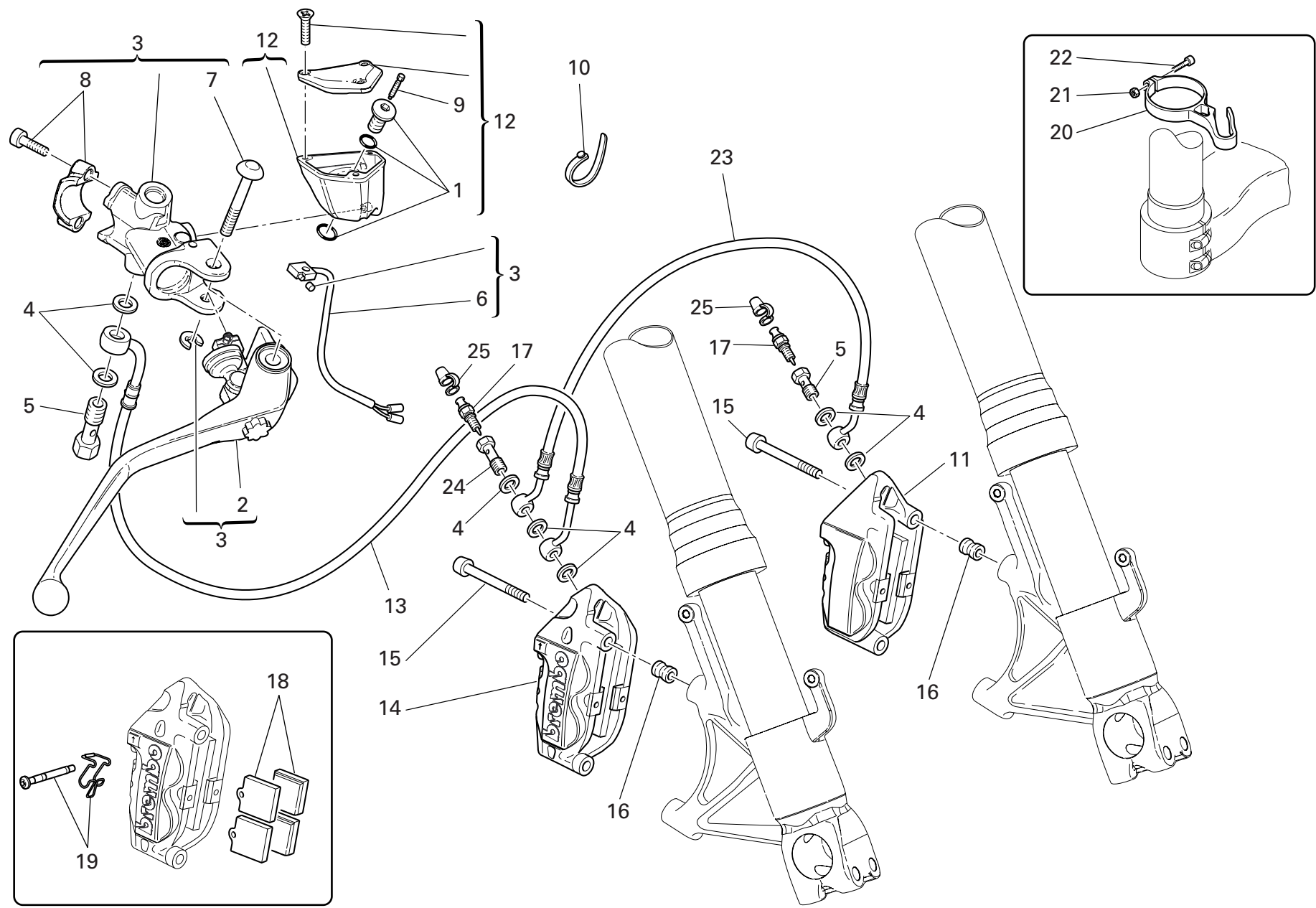


DRAWING 023 CLUTCH CONTROL

NOTES NO.	CODE NO.	DESCRIPTION	VALIDITY	Q.TY 
1	779.1.082.1AB	Special screw		1
2	0000.33552	Bleed		1
3	585.4.005.1A	Complete oil tank		1
4	612.4.005.1A	Dust seal		1
5	630.4.016.1A	Clutch drive pump		1
6	632.1.021.1A	Clutch control pipe (METAL PLAITED)		1
7	779.1.366.1AB	Special screw		1
8	852.5.024.1A	Gasket th.1		4
9	626.4.032.1A	Pin		1
10	612.4.023.1A	Bleed		2
11	626.4.031.1A	Bracket		1
12	631.4.017.1A	Clutch control lever		1
13	539.4.036.1A	Microswitch		1
14	771.4.014.1A	Oil duct filler		1

NOTES NO.	CODE NO.	DESCRIPTION	VALIDITY	Q.TY 
-----------	----------	-------------	----------	--

DRAWING 024 FRONT HYDRAULIC BRAKE



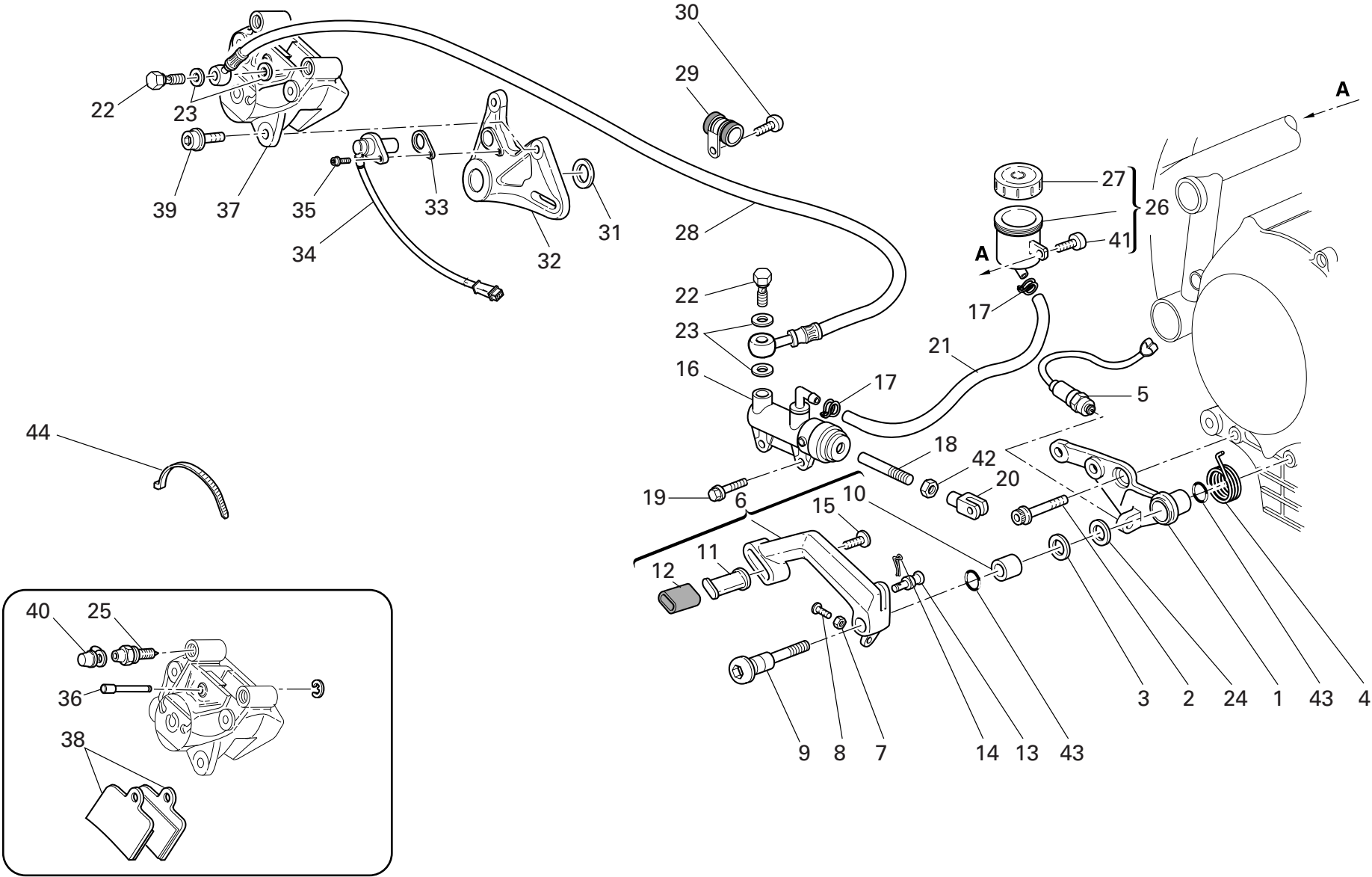
DRAWING

024


FRONT HYDRAULIC BRAKE

NOTES NO.	CODE NO.	DESCRIPTION	VALIDITY	Q.TY
				
1	771.4.014.1A	Oil duct filler		1
2	631.4.019.1A	Brake control lever		1
3	624.4.027.1A	Front brake pump		1
4	852.5.024.1A	Gasket th.1		7
5	779.1.366.1AB	Special screw		2
6	539.4.035.1A	Microswitch		1
7	626.4.032.1A	Pin		1
8	626.4.031.1A	Bracket		1
9	612.4.023.1A	Bleed		1
10	741.1.012.1A	Hose guide		1
11	610.4.054.1A	L.H. brake caliper		1
12	585.4.004.1A	Complete oil tank		1
13	618.4.052.1A	Front brake line (Ø320)		1
14	610.4.053.1A	R.H. brake caliper		1
15	779.1.331.1A	Screw		4
16	713.1.235.1A	Spacer		4
17	0000.33552	Bleed		2
18	613.4.030.1A	Set of 4 pads		2
19	612.4.022.1A	Spare pins and spring		2
20	741.1.030.1B	Clamp		1
21	417.9.020.5A	Nut		1
22	60N107330	Screw		1
23	618.4.053.1A	Tube		1
24	779.1.309.1AB	Special screw		1
25	612.4.005.1A	Dust seal		2

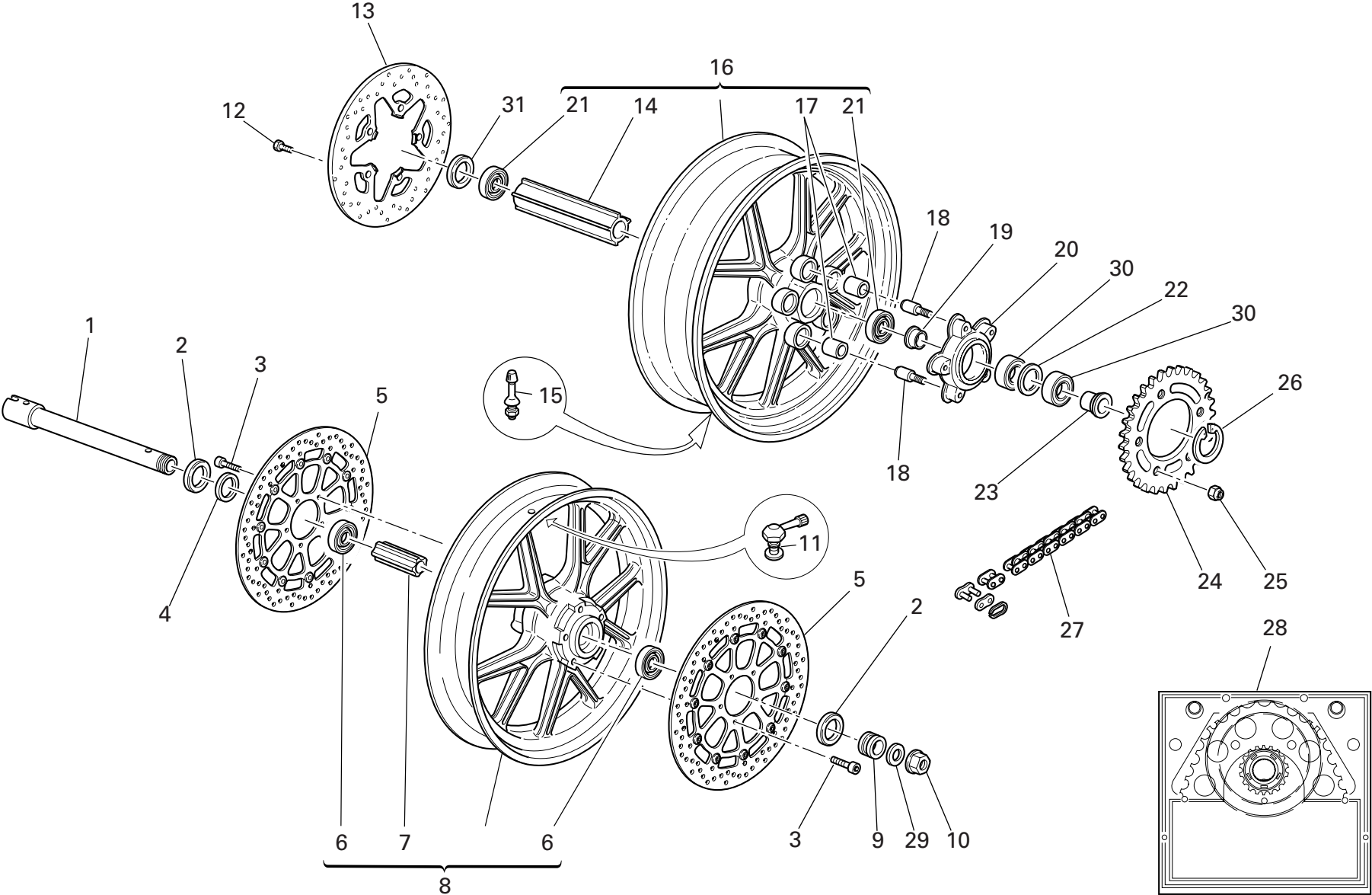
NOTES NO.	CODE NO.	DESCRIPTION	VALIDITY	Q.TY
				



NOTES NO.	CODE NO.	DESCRIPTION	VALIDITY	Q.TY 
1	829.1.078.1A	Holder		1
2	771.5.754.8B	Screw		1
3	852.1.154.1A	Washer		1
4	799.1.083.1B	Spring		1
5	539.4.003.1B	Switch		1
6	457.2.013.1A	Brake control lever		1
7	747.5.005.1B	Nut		1
8	779.1.237.1B	Adjusting screw		1
9	821.1.052.1AB	Pedal pin		1
10	8000.59056	Bush		1
11	455.1.010.1A	Brake lever pin		1
12	764.1.011.1A	Rubber pad		1
13	821.1.162.1A	Pin		1
14	685.5.002.1A	Split pin		1
15	779.1.293.1A	Special screw		1
16	625.4.009.1A	Rear brake pump		1
17	741.4.043.1A	Hose guide		2
18	117.1.044.1A	Adjuster rod		1
19	772.5.029.1AB	Screw		2
20	184.1.005.1A	Fork		1
21	877.1.091.1A	Tube		1
22	779.1.366.1AB	Special screw		2
23	852.5.024.1A	Gasket th.1		4
24	852.1.158.1A	Washer		1
25	631.4.016.1A	Bleed		1
26	0000.61078	Complete oil tank		1
27	893.4.005.1A	Cap		1

NOTES NO.	CODE NO.	DESCRIPTION	VALIDITY	Q.TY 
28	619.4.024.1A	Rear brake line (METAL PLAITED)		1
29	741.4.099.1A	Hose guide		3
30	771.5.639.8B	Screw		3
31	713.1.205.1A	Inner spacer		1
32	825.1.028.2A	Caliper holder plate		1
33	713.1.192.1A	Spacer		1
34	552.4.037.1A	Sensor		1
35	771.5.665.8B	Screw		1
36	612.4.016.1A	Spare pins and spring		2
37	611.4.020.1A	Rear brake caliper		1
38	613.4.038.1A	Pads pair		1
39	771.5.723.8B	Screw		2
40	612.4.008.1A	Dust seal		1
41	707006N02	Screw		1
42	747.5.003.1A	Nut		1
43	0000.01199	O-ring		2
44	741.4.038.1A	Hose guide		4


DRAWING 026 FRONT AND REAR WHEELS




DRAWING

026

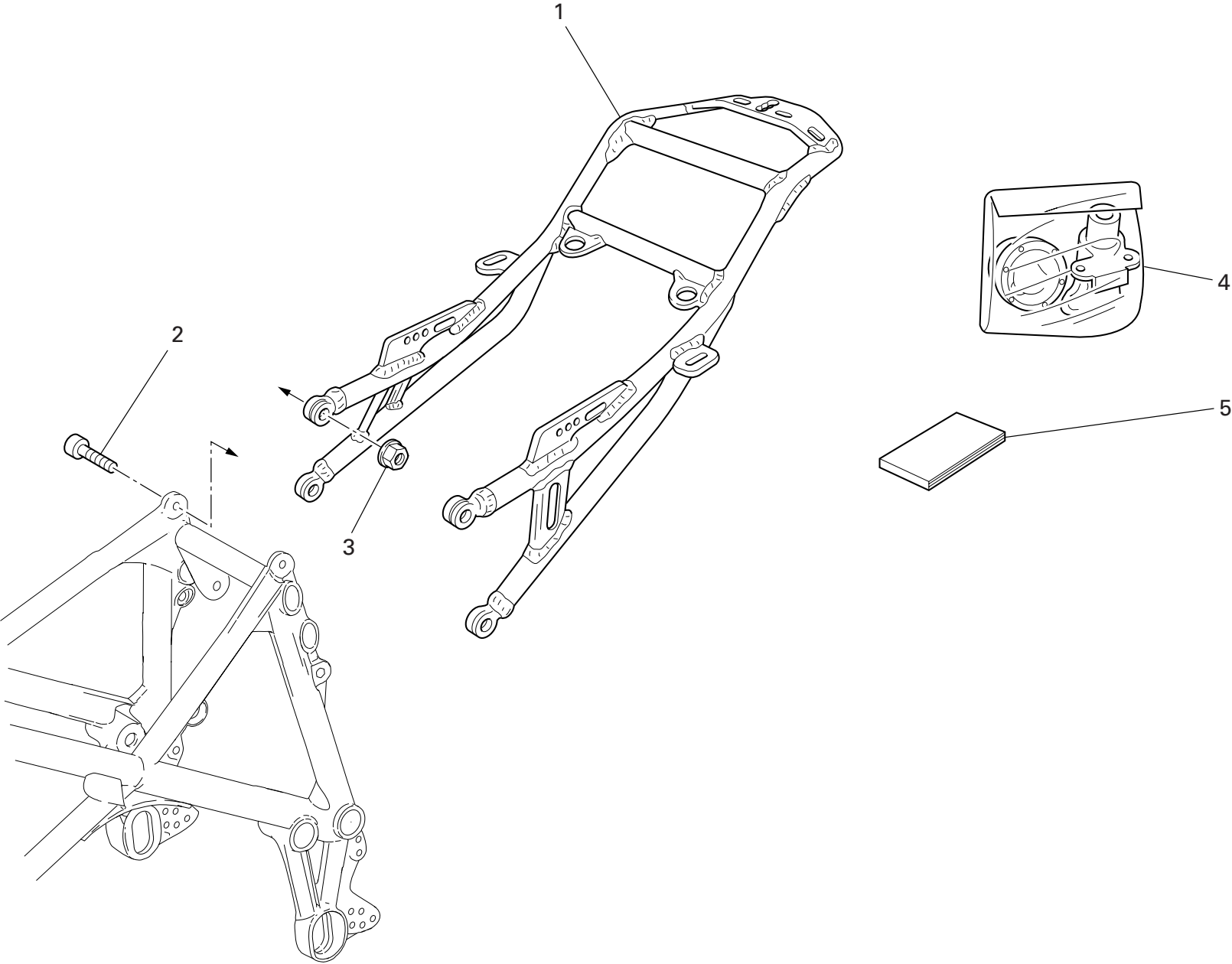
FRONT AND REAR WHEELS

NOTES NO.	CODE NO.	DESCRIPTION	VALIDITY	Q.TY
				
1	819.1.043.1A	Front wheel spindle		1
2	930.4.052.1A	Seal ring		2
3	771.1.021.1A	Screw		10
4	713.1.196.1A	R.H. spacer		1
5	492.4.055.1A	Front brake disc ø320		2
6	75162.2566	Bearing		2
7	714.1.047.1A	Inner spacer		1
8	501.2.102.1AB	Front wheel rim (BLACK)		1
9	713.1.197.1A	L.H. spacer		1
10	748.1.014.1A	Nut		1
11	497.2.001.2A	Valve		1
12	779.1.311.1A	Screw		5
13	492.4.047.1A	Rear brake disc		1
14	714.1.057.1A	Inner spacer		1
15	0803.77.010	Valve		1
16	502.2.102.1AB	Rear wheel rim (BLACK)		1
17	700.1.005.1A	Vibration damper		5
18	821.1.135.2A	Pin		5
19	710.1.084.1A	Bush		1
20	160.1.092.2A	Rear sprocket flange		1
21	75162.3075	Bearing		2
22	713.1.184.1A	Inner spacer		1
23	713.1.186.1A	Spacer		1
24	494.1.102.1A	Ring gear z=35		1
25	748.4.024.1AB	Nut		5
26	884.4.006.1A	Circlip		1
27	676.4.037.1A	Chain 95+1		1

NOTES NO.	CODE NO.	DESCRIPTION	VALIDITY	Q.TY
				
28	676.2.053.1A	Final drive kit		1
29	8000.70119	Washer		1
30	702.4.038.1A	Bearing		2
31	930.4.039.1A	Seal ring		1

DRAWING 027

REAR FRAME(mon)

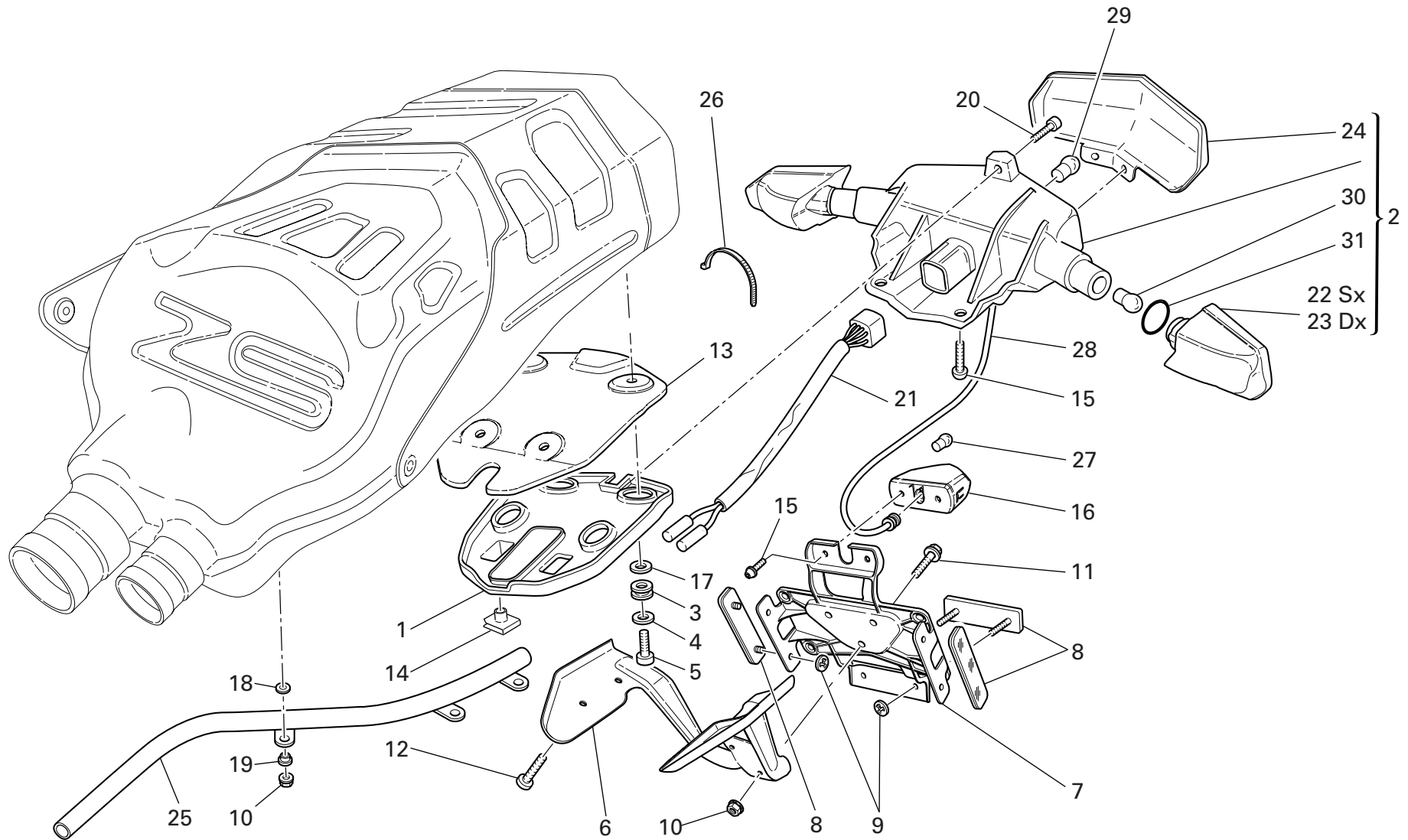


DRAWING 027 REAR FRAME(mon)

NOTES NO.	CODE NO.	DESCRIPTION	VALIDITY	Q.TY
1	471.1.009.1BW	Rear frame (mon)		1
2	771.4.011.1AB	Screw		4
3	748.4.035.1A	Nut		4
4	598.2.031.1D	Locks kit		1
5	913.7.091.1A	Owner's manual		1

NOTES NO.	CODE NO.	DESCRIPTION	VALIDITY	Q.TY
-----------	----------	-------------	----------	------

DRAWING 027a NUMBER PLATE HOLDER



DRAWING

027a

NUMBER PLATE HOLDER


NOTES NO.	CODE NO.	DESCRIPTION	VALIDITY	Q.TY
				
1	525.1.013.1A	Headlight holder		1
2	525.1.012.1A	Tail light		1
3	764.1.064.1A	Vibration damper pad		4
4	852.1.148.1B	Washer		4
5	779.1.279.1C	Screw		4
6	830.1.263.2A	Bracket		1
7	561.1.024.1A	Holder		1
8	529.1.010.1A	Reflector		3
9	850.4.052.1A	Quik fastening		6
10	748.1.036.1A	Nut		6
11	772.5.032.1A	Screw		3
12	775.1.018.1A	Screw		4
13	460.1.119.1A	Taillight heat guard		1
14	850.4.047.1A	Quik fastening		3
15	775.1.029.1A	Screw		4
16	525.1.019.1A	Number plate light		1
17	852.1.162.1A	Washer		4
18	856.1.023.1A	Washer		3
19	716.1.108.1A	Spacer		3
20	775.1.017.1A	Screw		1
21	510.1.242.1A	Wiring		1
22	531.1.002.1A	LH rear indicator body		1
23	531.1.001.1A	RH rear indicator body		1
24	525.1.014.1A	Taillight glass		1
25	877.1.090.1A	Wiring protection		1
26	0691.91.030	Hose guide		1
27	8000.36230	Bulb		1

CATALOGUE No:

ISSUED:

915.1.204.2A

05 - 04

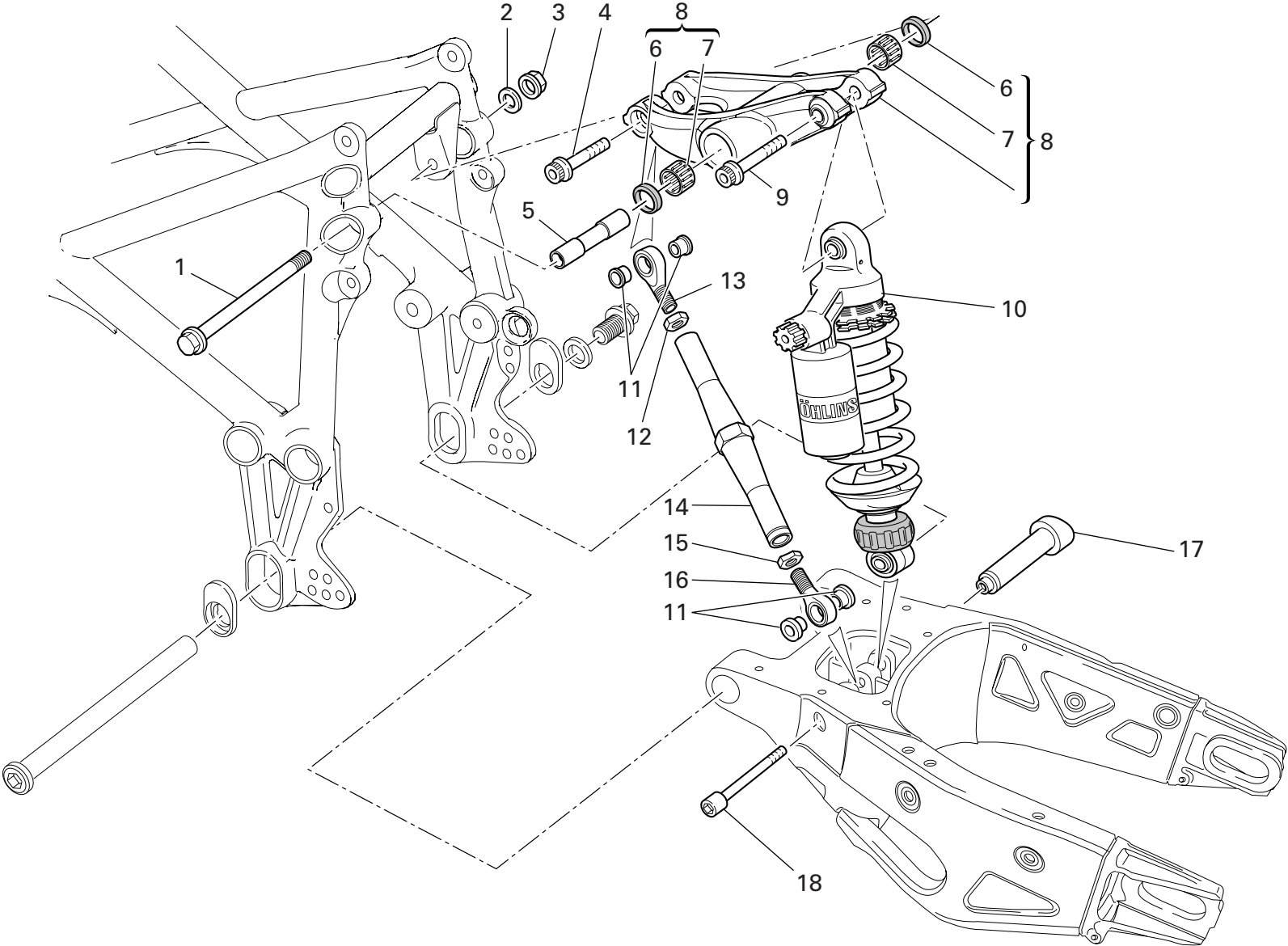
NOTES NO.	CODE NO.	DESCRIPTION	VALIDITY	Q.TY
				
28	510.1.296.1A	Plate light wiring		1
29	390.4.003.1A	Two-light bulb 12V 5/21W		1
30	8000.36726	Bulb		2
31	886.5.042.1A	O-ring		2

CATALOGUE No:


ISSUED:

915.1.204.2A

05 - 04

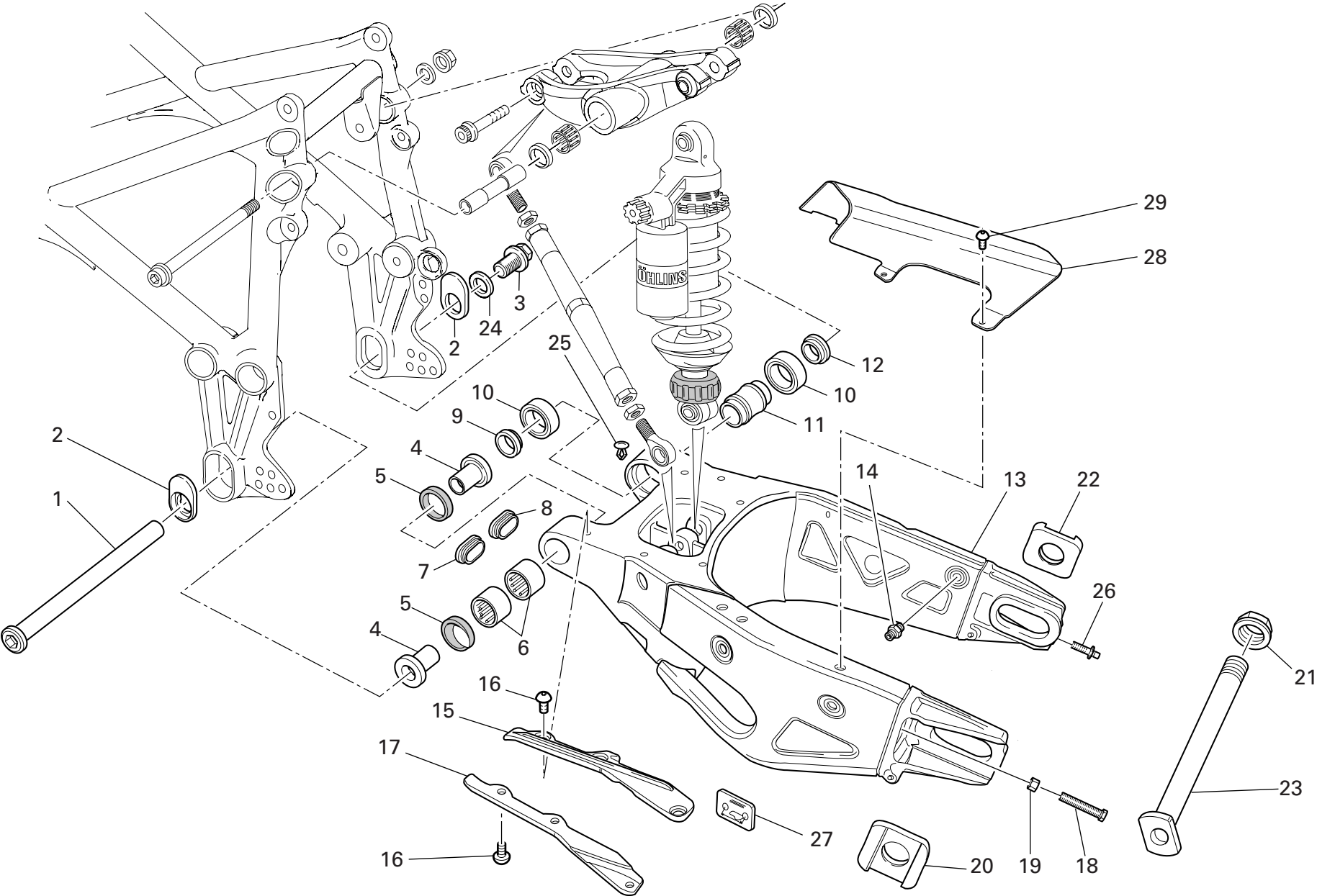


DRAWING 028 REAR SUSPENSION

NOTES NO.	CODE NO.	DESCRIPTION	VALIDITY	Q.TY
				
1	771.1.031.1A	Screw		1
2	713.1.239.1A	Washer		1
3	748.4.037.1AB	Nut		1
4	771.5.937.8B	Screw		1
5	715.1.003.1A	Spacer		1
6	930.4.011.1A	Seal ring		2
7	701.4.004.1A	Needle bearing		2
8	372.2.017.1A	Rocker assembly		1
9	771.5.938.8B	Screw		1
10	365.2.051.1C	Shock absorber (monoposto)		1
11	710.1.025.1A	Bush		4
12	750.1.021.1A	Nut		1
13	76401.0010	Ball joint		1
14	875.1.099.1A	Tie rod		1
15	750.1.022.1A	Nut		1
16	76401.0009	Ball joint		1
17	750.1.112.1A	Bush		1
18	771.1.016.1A	Screw		1

NOTES NO.	CODE NO.	DESCRIPTION	VALIDITY	Q.TY
				


DRAWING 028a REAR FORK



DRAWING 028a REAR FORK

NOTES NO.	CODE NO.	DESCRIPTION	VALIDITY	Q.TY 
1	369.1.010.1A	Swingarm pivot		1
2	756.1.007.1A	Eccentric		2
3	772.1.028.1A	Screw		1
4	710.1.090.1A	Bush		2
5	0412.02.295	Seal ring		2
6	76400.0001	Needle bearing		2
7	872.1.016.1A	Cap		1
8	872.1.042.1A	L.H. cap		1
9	712.1.029.1A	Spacer		1
10	75162.2566	Bearing		2
11	713.1.187.1A	Spacer		1
12	712.1.030.1A	Spacer		1
13	370.1.044.1A	Swingarm		1
14	832.1.026.1A	Pin		1
15	447.1.056.1A	Lower chain sliding shoe		1
16	775.1.008.3A	Screw		6
17	447.1.055.1A	Upper chain sliding shoer		1
18	779.1.373.1A	Special screw		2
19	750.1.125.1A	Nut		2
20	373.1.045.1A	LH chain slider		1
21	750.1.061.1A	Nut		1
22	373.1.046.1A	RH chain slider		1
23	819.1.040.1A	Rear wheel spindle		1
24	852.1.068.1A	Washer		1
25	872.4.044.1A	Cap		2
26	779.1.372.1A	Special screw		2
27	433.1.315.1A	Chain adjustment sticker		1

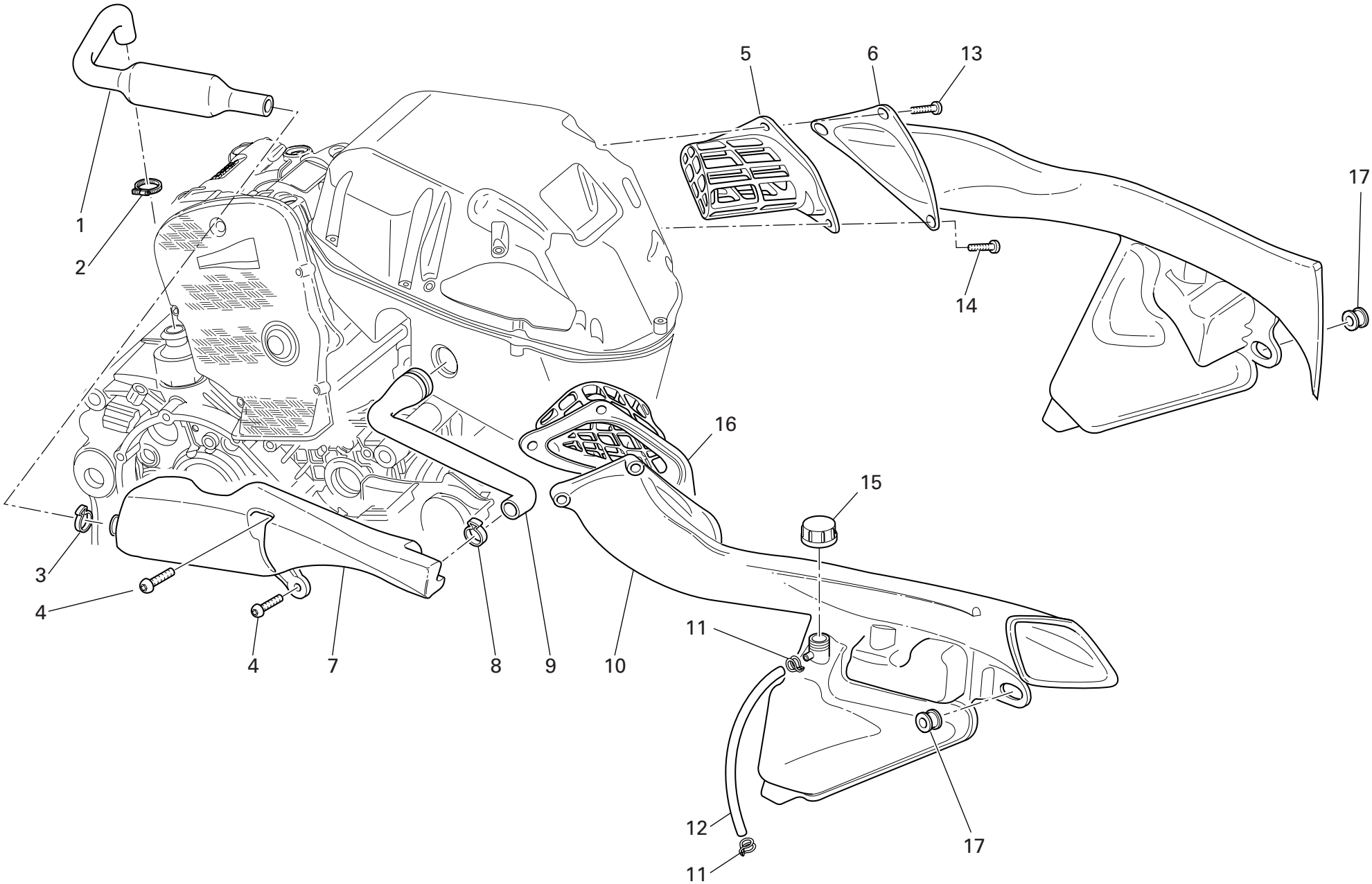
CATALOGUE No: 915.1.204.2A  
ISSUED: 05 - 04

NOTES NO.	CODE NO.	DESCRIPTION	VALIDITY	Q.TY 
28	446.1.011.1A	Chain guard (CARBON)		1
29	775.1.020.1A	Screw		3


CATALOGUE No: 915.1.204.2A  
ISSUED: 05 - 04

DRAWING 029

AIR INDUCTION - OIL VENT

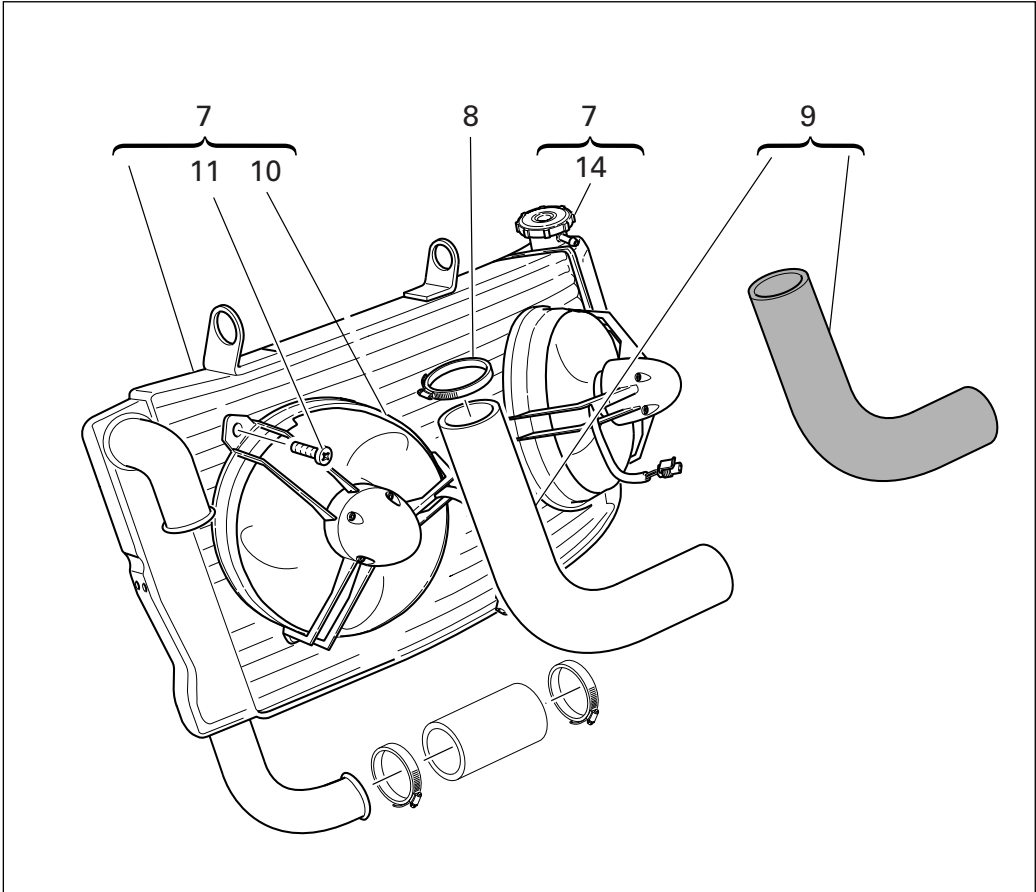
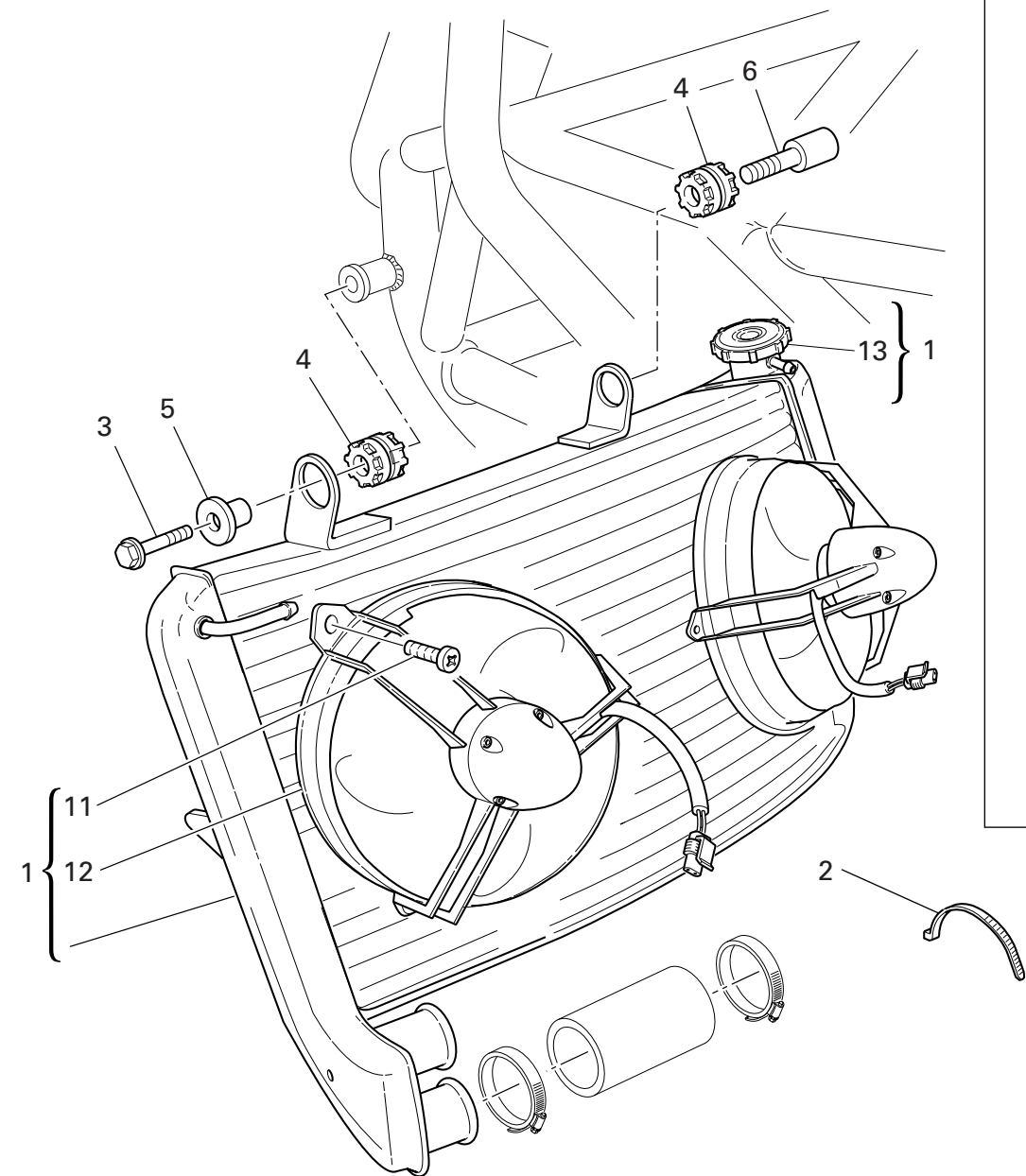


DRAWING 029 AIR INDUCTION - OIL VENT


NOTES NO.	CODE NO.	DESCRIPTION	VALIDITY	Q.TY 
1	876.2.003.1A	Tube		1
2	741.5.033.1B	Hose guide		1
3	8000.50454	Hose guide		1
4	775.1.008.3A	Screw		2
5	426.2.018.1A	LH air filter assembly		1
6	484.1.041.1A	L.H. air manifold		1
7	585.1.034.1A	Oil breather tank		1
8	8000.50450	Hose guide		1
9	876.2.004.1A	Breather pipe		1
10	484.1.042.1A	R.H. air manifold		1
11	741.1.029.1A	Spring clamp		2
12	934.1.003.2A	Tube		1
13	772.1.043.1A	Screw		4
14	772.1.042.1A	Screw		2
15	0000.40427	Tank cap		1
16	426.2.019.1A	RH air filter assembly		1
17	764.1.056.1A	Rubber pad		2

NOTES NO.	CODE NO.	DESCRIPTION	VALIDITY	Q.TY 
-----------	----------	-------------	----------	--

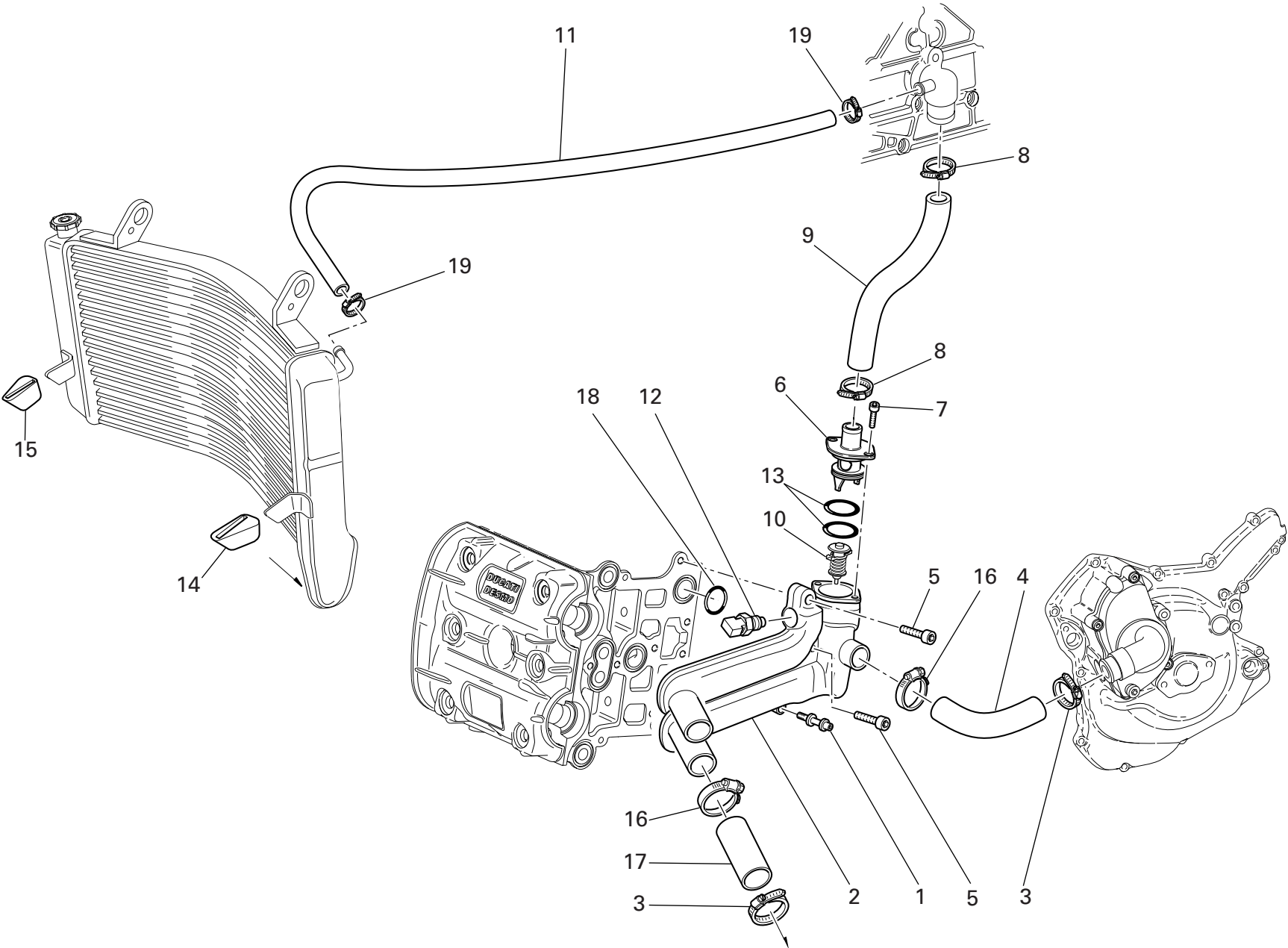
DRAWING 030 WATER RADIATOR ASSY




DRAWING 030 WATER RADIATOR ASSY

NOTES NO.	CODE NO.	DESCRIPTION	VALIDITY	Q.TY 
1	548.4.040.1A	Water radiator		1
2	741.4.038.1A	Hose guide		2
3	772.5.033.1AB	Screw		1
4	764.1.022.1A	Vibration damper pad		2
5	0000.62652	Spacer		1
6	779.1.301.1AB	Special screw		1
7	548.4.041.1A	Water radiator		1
8	741.4.025.1A	Hose guide		1
9	800.2.121.1A	Hose		1
10	550.4.012.1A	Electric fan		2
11	779.4.076.1A	Screw		6
12	550.4.013.1A	Electric fan		2
13	893.4.006.1A	Radiator cap		1
14	893.1.003.1A	Radiator cap		1

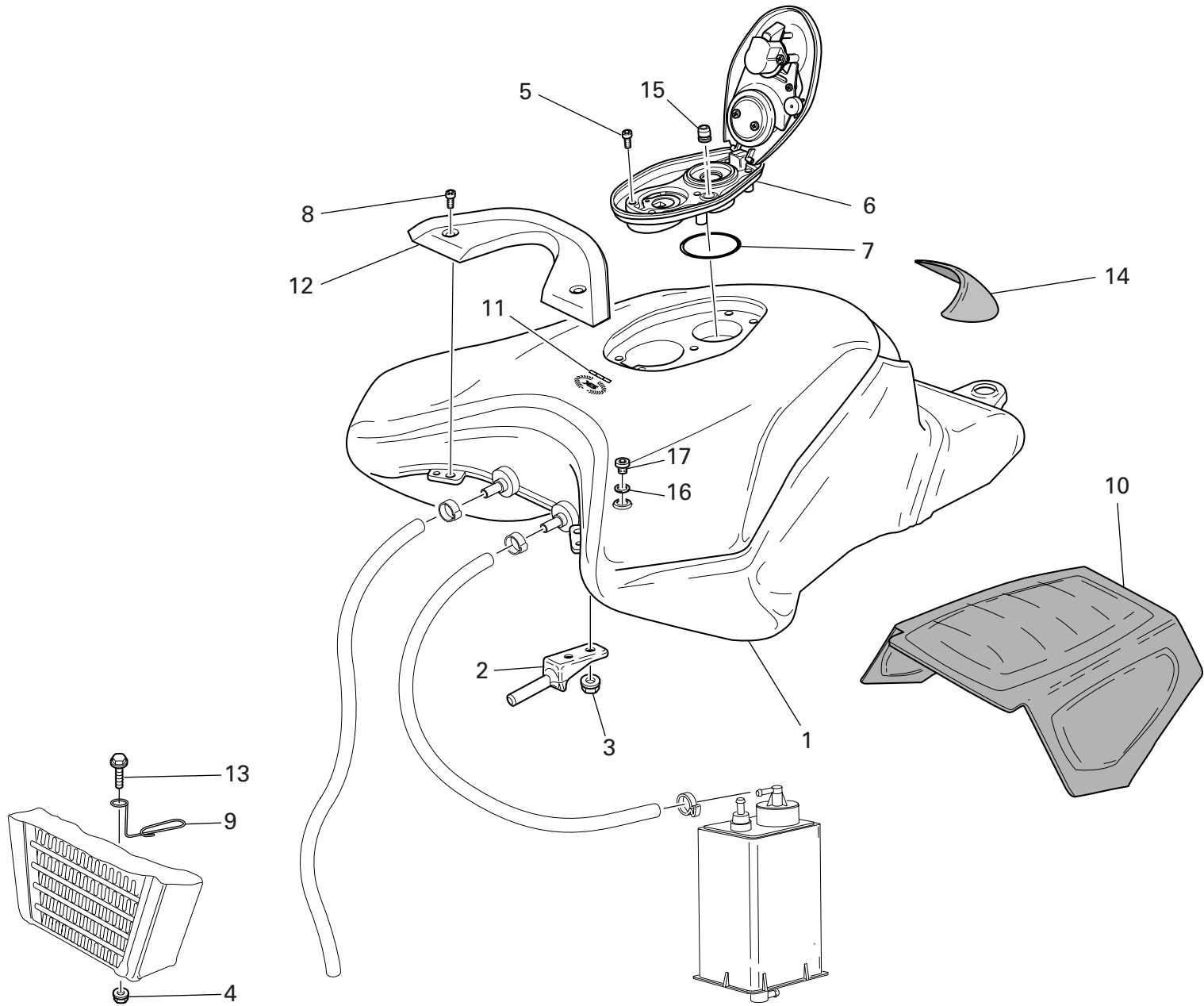
NOTES NO.	CODE NO.	DESCRIPTION	VALIDITY	Q.TY 



DRAWING 031 COOLING CIRCUIT

NOTES NO.	CODE NO.	DESCRIPTION	VALIDITY	Q.TY 
1	779.1.261.1A	Screw		1
2	616.1.009.2A	Distributor body		1
3	741.4.025.1A	Hose guide		2
4	800.1.112.1A	Hose		1
5	771.5.072.8B	Screw		2
6	616.1.007.2A	Cap		1
7	771.5.064.8B	Screw		2
8	741.4.002.1A	Hose guide		2
9	800.1.083.1A	Thermostat/pump hose		1
10	553.4.005.1A	Valve		1
11	934.1.004.1A	Breather pipe		1
12	552.4.013.1A	Sensor		1
13	886.4.048.1A	O-ring		2
14	764.1.041.1A	Rubber pad		1
15	764.1.045.1A	Rubber pad		1
16	741.4.101.1A	Hose guide		2
17	800.1.113.1A	Hose		2
18	93823.2087	O-ring		1
19	741.4.019.1A	Hose guide		2

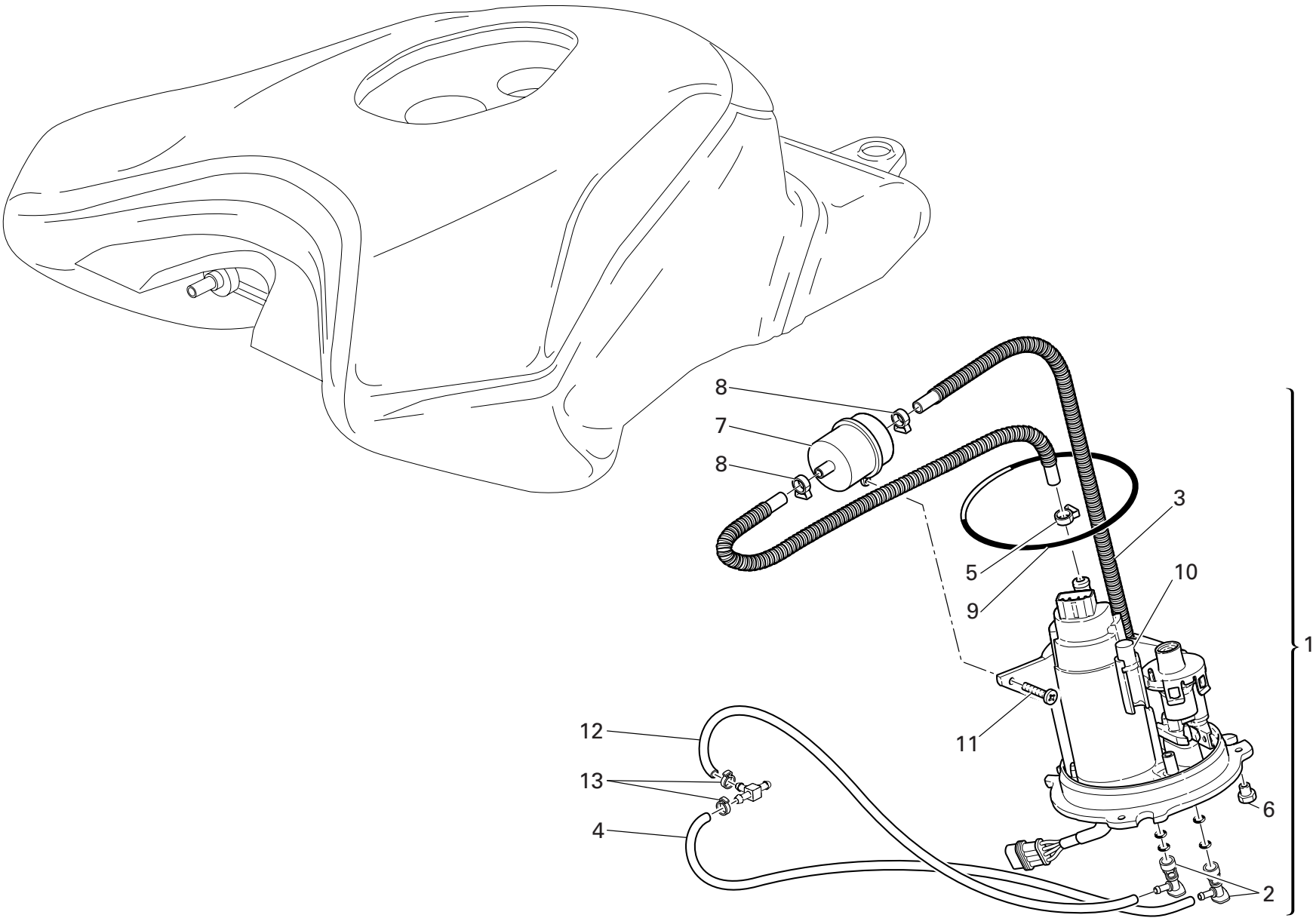
NOTES NO.	CODE NO.	DESCRIPTION	VALIDITY	Q.TY 




DRAWING 032 FUEL TANK

NOTES NO.	CODE NO.	DESCRIPTION	VALIDITY	Q.TY
1	586.1.058.1AA	Fuel tank (RED)		1
2	587.1.049.1A	Tank front connection		2
3	750.5.001.1A	Nut		4
4	749.4.004.1A	Nut		1
5	775.1.017.1A	Screw		5
6	895.2.003.1A	Tank cap		1
7	886.4.055.1A	O-ring		1
8	775.1.033.1A	Screw		2
9	881.1.040.1A	Ring		1
10	486.1.068.1A	Panel		1
11	438.1.357.1AB	Sticker "alloro Ducati" (for RED)		1
12	247.1.197.1A	Cover		1
13	772.5.029.1AB	Screw		1
14	723.1.006.2A	Cap		1
15	791.1.012.1A	Gasket		1
16	852.5.024.1A	Gasket th.1		1
17	873.1.060.1A	Cap		1

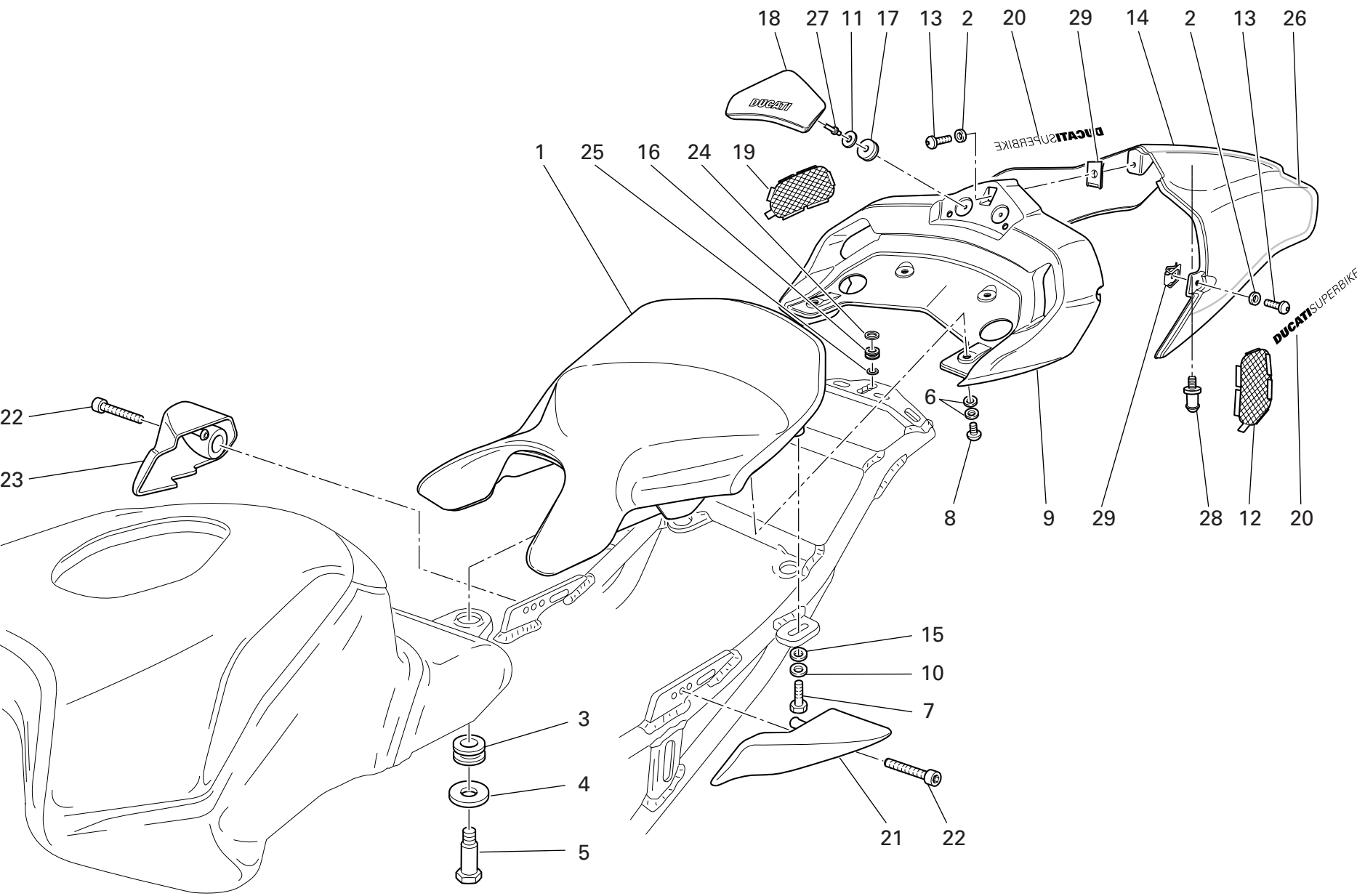
NOTES NO.	CODE NO.	DESCRIPTION	VALIDITY	Q.TY
-----------	----------	-------------	----------	------




DRAWING 032a FUEL SYSTEM

NOTES NO.	CODE NO.	DESCRIPTION	VALIDITY	Q.TY 
1	160.2.362.2A	Complete flange		1
2	814.4.010.1A	Quick-coupling union		2
3	590.1.195.1A	Tube		1
4	590.1.198.1A	Fuel pipe (Delivery)		1
5	741.4.092.1A	collar		1
6	750.1.115.1A	Nut		3
7	425.4.010.1A	Filter		1
8	741.4.093.1A	collar		3
9	886.5.033.1A	O-ring		1
10	552.4.048.1A	Thermistor		1
11	774.5.006.1A	Self-tapping screw		1
12	590.1.199.1A	Fuel pipe (Return)		1
13	287.4.024.1B	Hose guide		2


NOTES NO.	CODE NO.	DESCRIPTION	VALIDITY	Q.TY 



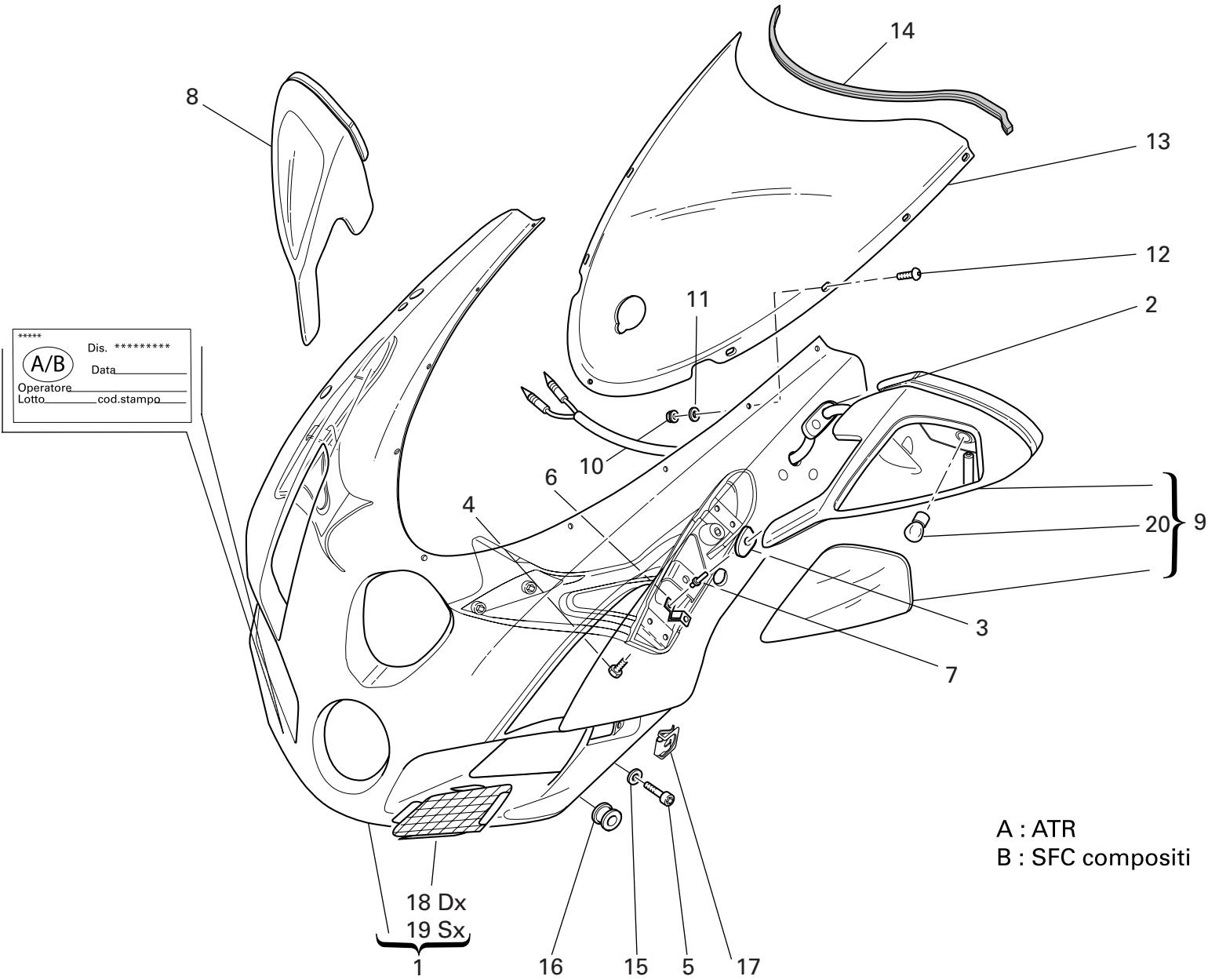
DRAWING 033 SEAT

NOTES NO.	CODE NO.	DESCRIPTION	VALIDITY	Q.TY	
1	595.1.052.1B	Seat		1	
2	856.4.002.1A	Washer		3	
3	700.1.041.1A	Bush		1	
4	856.1.087.1A	Washer		1	
5	779.1.282.1A	Special screw		1	
6	852.1.071.1A	Washer		8	
7	771.5.067.2BB	Screw		2	
8	775.1.008.3A	Screw		4	
9	483.1.035.1AA	Tail section secured under the seat (RED)		1	
9	483.3.035.1A	Tail section secured under the seat		1	
10	852.5.009.1A	Washer		2	
11	852.1.075.1A	Washer		2	
12	460.1.124.1A	Net		1	
13	775.1.017.1A	Screw		3	
14	483.1.047.1AA	Single-seater tail guard (RED)		1	
14	483.3.037.1A	Single-seater tail guard		1	
15	853.5.003.1A	Washer		2	
16	764.1.067.1A	Rubber pad		1	
17	850.1.014.1A	Quik fastening		2	
18	595.1.055.1A	Seat back		1	
19	460.1.123.1A	Net		1	
20	438.1.240.1AB	Sticker "DUCATI SUPERBIKE"		2	
21	806.1.016.1A	L.H. handle		1	
22	779.1.286.2A	Screw		2	
23	806.1.015.1A	R.H. handle		1	
24	852.4.170.1A	Washer		1	
25	852.1.166.1A	Washer		1	

CATALOGUE No: 915.1.204.2A  
ISSUED: 05 - 04

NOTES NO.	CODE NO.	DESCRIPTION	VALIDITY	Q.TY	
26	437.1.132.1AA	Sticker		2	
27	736.4.012.1A	Shear rivet		2	
28	832.1.027.1B	Pin		1	
29	850.4.055.1A	Quik fastening		3	


CATALOGUE No: 915.1.204.2A  
ISSUED: 05 - 04



A : ATR  
B : SFC compositi

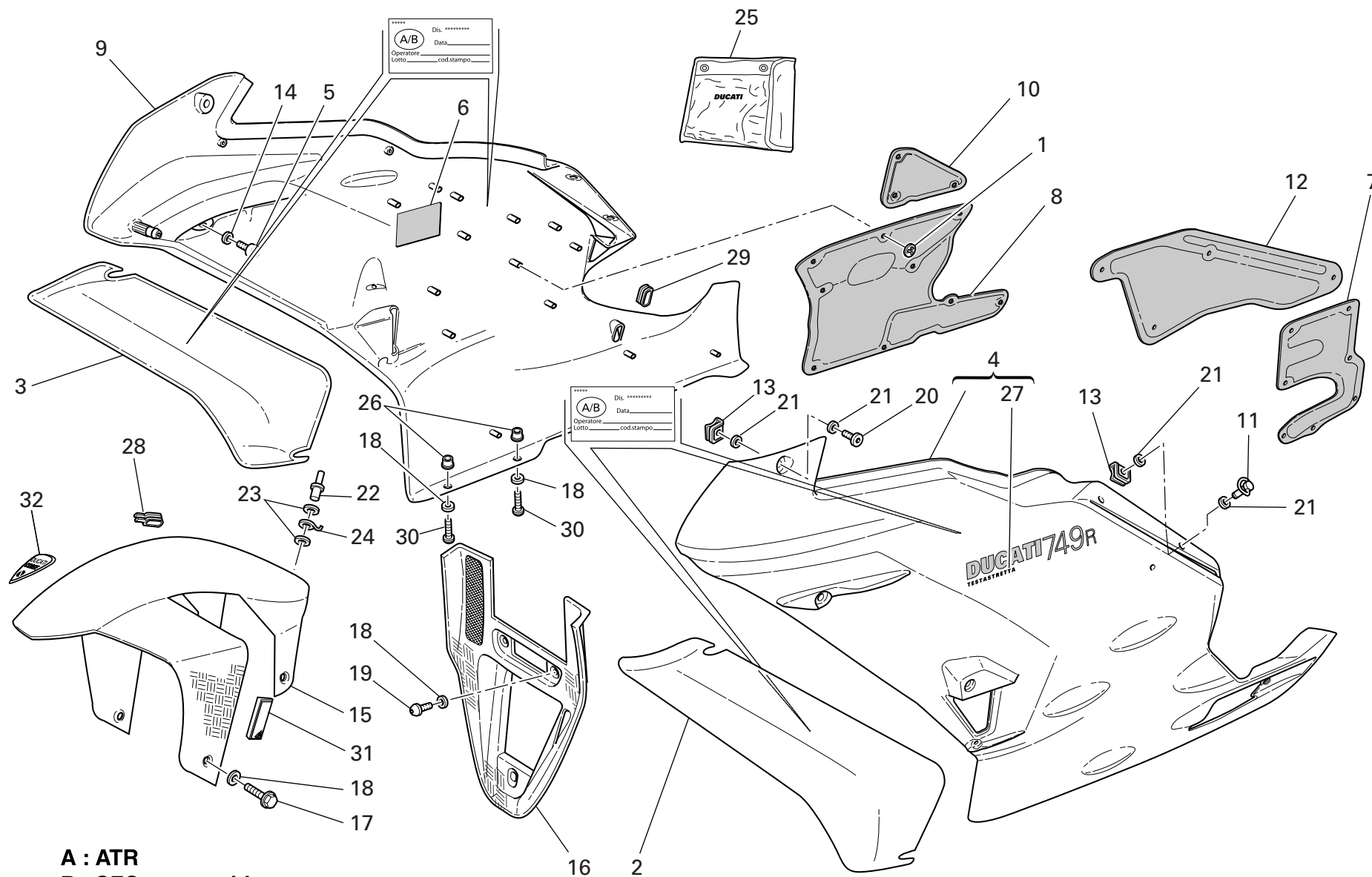
DRAWING 034

HEADLIGHT FAIRING

NOTES NO.	CODE NO.	DESCRIPTION	VALIDITY	Q.TY 
1	481.1.030.1AA	Headlight fairing (RED) - (A)		1
1	481.1.030.2AA	Headlight fairing (RED) - (B)		1
1	481.3.030.1A	Headlight fairing (CARBON) - (A)		1
1	481.3.030.2A	Headlight fairing (CARBON) - (B)		1
2	764.1.078.1A	Rearview mirror rear rubber		1
3	764.1.077.1A	Rearview mirror front rubber		1
4	779.1.283.1A	Screw		2
5	772.1.041.1A	Screw		2
6	799.1.228.1A	Spring		4
7	736.4.012.1A	Shear rivet		8
8	523.2.009.1AA	R.H. rear-view mirror (RED)		1
9	523.2.010.1AA	L.H. rear-view mirror (RED)		1
10	750.1.028.1A	Nut		9
11	852.1.024.1A	Nylon washer		9
12	775.1.007.1AB	Special screw		9
13	487.2.028.3A	Windshield		1
14	764.1.060.1A	Windscreen protection rubber		1
15	852.1.156.1A	Spring washer		2
16	0797.72.068	Vibration damper pad		2
17	850.4.049.1A	Quik fastening		2
18	460.1.148.1A	R.H. protection (CARBON)		1
19	460.1.149.1A	L.H. protection (CARBON)		1
20	390.4.018.1A	Bulb 10W		2

NOTES NO.	CODE NO.	DESCRIPTION	VALIDITY	Q.TY 
-----------	----------	-------------	----------	--


DRAWING 034a FAIRING



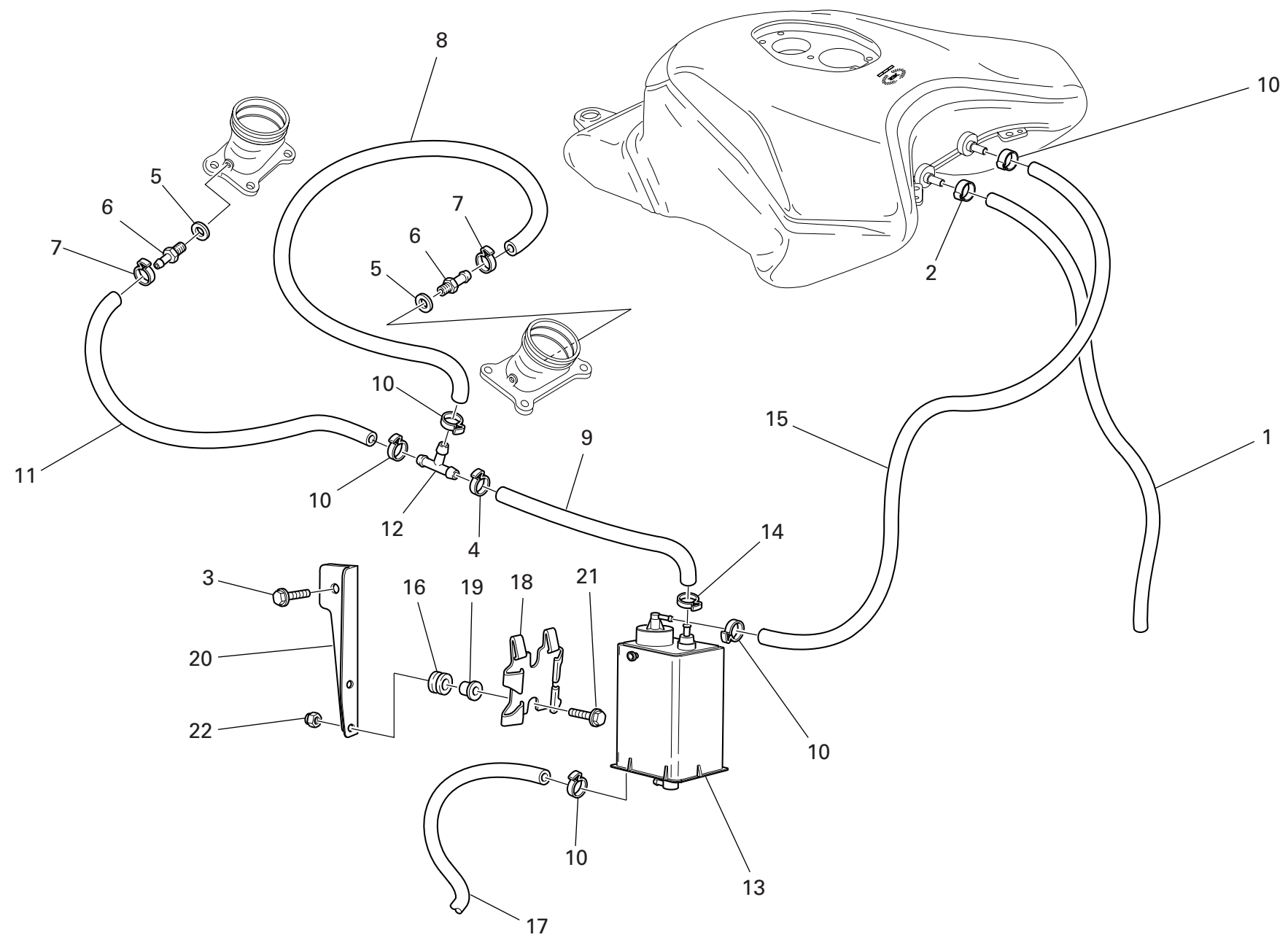
DRAWING 034a FAIRING

NOTES NO.	CODE NO.	DESCRIPTION	VALIDITY	Q.TY 
1	850.4.044.1A	Quik fastening		26
2	480.1.178.2AA	L.H. Air deflector (RED)		1
2	480.3.178.2A	L.H. Air deflector (CARBON)		1
3	480.1.177.2AA	R.H. air deflector (RED)		1
3	480.3.177.2A	R.H. air deflector (CARBON)		1
4	480.1.197.1AA	L.H. fairing (RED) - (B)		1
4	480.1.197.2AA	L.H. fairing (RED) - (A)		1
4	480.3.176.1B	L.H. fairing (CARBON)		1
4	480.3.176.2B	L.H. fairing (CARBON) (B)		1
5	771.5.040.2B	Screw		6
6	926.1.003.1A	Velcro		1
7	486.1.064.1A	L.H. side panel		1
8	486.1.063.1A	R.H. side panel		1
9	480.1.198.1AA	R.H. fairing (RED) - (B)		1
9	480.1.198.2AA	R.H. fairing (RED) - (A)		1
9	480.3.175.1B	R.H. fairing (CARBON)		1
9	480.3.175.2B	R.H. fairing (CARBON) (B)		1
10	486.1.069.1A	R.H. side panel		1
11	850.4.058.1A	Pin		4
12	486.1.062.1A	L.H. side panel		1
13	850.4.049.1A	Quik fastening		9
14	856.4.002.1A	Washer		6
15	564.1.048.1A	Front mudguard (CARBON)		1
16	484.1.048.1B	Air manifold (CARBON)		1
16	484.1.048.2B	Manifold (CARBON)		1
17	772.5.037.1AB	Screw		4
18	856.1.042.1A	Nylon washer		9


CATALOGUE No: 915.1.204.2A  
ISSUED: 05 - 04

NOTES NO.	CODE NO.	DESCRIPTION	VALIDITY	Q.TY 
19	775.1.020.1A	Screw		3
20	850.4.050.1A	Pin		5
21	850.4.051.1A	Seal ring		18
22	736.4.013.1B	Shear rivet		1
23	852.1.075.1A	Washer		2
24	850.1.003.1A	Clip		1
25	697.2.015.1A	Tool bag		1
26	0364.99.020	Bush		2
27	438.1.365.1AC	Sticker "testastretta" (RED)		2
28	764.1.061.1A	Seal		1
29	764.1.055.1A	Rubber pad		1
30	775.1.021.1A	Screw		2
31	529.1.008.1AB	Cat's eye (AMBER)		2
32	435.1.106.1A	Sticker		1

CATALOGUE No: 915.1.204.2A  
ISSUED: 05 - 04



DRAWING 035 FUEL INFEED

NOTES NO.	CODE NO.	DESCRIPTION	VALIDITY	Q.TY 
1	590.1.233.1A	Breather pipe		1
2	741.4.065.1A	Hose guide		1
3	772.5.032.1A	Screw		1
4	741.4.059.1A	Hose guide		1
5	852.5.023.1A	Gasket		2
6	814.1.111.2B	Union		2
7	741.4.013.1B	Hose guide		2
8	590.1.192.1A	Tube		1
9	590.1.213.1A	Tube		1
10	741.4.063.1A	Hose guide		5
11	590.1.111.1A	Fuel pipe		2
12	0361.98.850	Shunt valve		1
13	426.1.007.1B	CANISTER filter		1
14	741.4.058.1A	Hose guide		1
15	590.1.106.1A	Tube		1
16	764.1.029.1A	Rubber pad		2
17	0770.83.135	Tube		1
18	827.1.157.1A	Plate		1
19	716.1.043.1A	Spacer		2
20	830.1.281.1A	Bracket		1
21	772.5.031.1AB	Screw		2
22	749.4.004.1A	Nut		2

NOTES NO.	CODE NO.	DESCRIPTION	VALIDITY	Q.TY 
-----------	----------	-------------	----------	--

DO NOT ATTEMPT TO LOOK THROUGH THIS FAIRING. THIS IS NOT A WINDSHIELD, BUT AN AERODYNAMIC FAIRING ONLY; FAILURE TO OBSERVE THIS WARNING COULD RESULT IN A COLLISION OR UPSET AND CONSEQUENT SERIOUS BODILY INJURY. Cod. 433.1.166.1A

1

OBJECTS IN MIRROR ARE CLOSER THAN THEY APPEAR Cod. 433.1.166.1A


2

**CAUTION**  
NEVER FILL TANK SO FUEL LEVEL RISES INTO FILLER NECK. IF TANK IS OVERFILLED, HEAT MAY CAUSE FUEL TO EXPAND AND FLOW INTO EVAPORATIVE EMISSION CONTROL SYSTEM RESULTING IN HARD STARTING AND ENGINE HESITATION. Cod. 433.1.166.1A

3

HELMET HOLDER UNDER THE SEAT

4



DRAWING 036 MARKING PLATES

NOTES NO.	CODE NO.	DESCRIPTION	VALIDITY	Q.TY
1	433.1.165.1A	Sticker		1
2	433.1.166.1A	Label		2
3	433.1.164.1A	Sticker		1
4	433.1.170.1A	Sticker		1

NOTES NO.	CODE NO.	DESCRIPTION	VALIDITY	Q.TY
-----------	----------	-------------	----------	------

CODE No.	Drwg.	POS. N.	CODE No.	Drwg.	POS. N.	CODE No.	Drwg.	POS. N.	CODE No.	Drwg.	POS. N.	CODE No.	Drwg.	POS. N.
0000.01199	025	43	0660.13.060	002	19	0799.13.110	002	27	160.1.097.1A	012	13	195.4.003.1A	004	22
0000.33552	023	2	0660.13.070	002	13	0803.77.010	026	15	160.2.038.1D	004	7	196.1.014.1C	004	10
0000.33552	024	17	0660.13.143	002	9	112.1.012.1AA	006	8	160.2.362.2A	032a	1	198.1.029.1A	004	13
0000.40427	029	15	0660.13.165	002	25	112.1.012.1AB	006	8	170.2.090.1A	004	17	208.1.023.1A	013	3
0000.59056	022	17	0660.16.145	004	21	117.1.044.1A	025	18	171.2.062.1A	008	13	209.1.013.6A	013	16
0000.61078	025	26	0660.50.020	012	8	117.2.034.1B	022	27	172.1.002.1B	003	10	209.1.014.6A	013	4
0000.62652	030	5	0660.88.628	004	19	117.2.043.2A	004	25	172.1.003.2C	003	8	210.1.050.1A	013	14
0124.40.060	008	15	0665.49.680	005a	1	120.2.094.1A	007	10	172.1.004.2C	003	5	211.1.045.1A	013	5
0170.91.730	021	11	0670.16.145	003	7	121.1.078.1B	007	3	172.1.005.2C	003	9	225.2.106.2A	010	1
0251.47.050	003	1	0670.16.150	003	3	121.1.183.1A	007	2	172.1.006.1B	003	18	240.1.025.1A	009	19
0251.47.054	003	1	0670.16.155	003	19	121.2.038.1B	007	4	172.1.007.1B	003	24	242.2.068.1A	011a	13
0272.91.090	002	8	0670.16.163	003	11	122.2.117.1B	007	1	172.1.008.1C	003	22	243.1.025.1AD	005	1
0361.98.850	035	12	0670.16.164	003	11	135.2.009.1A	017	3	172.1.009.2C	003	21	243.2.038.3A	005a	6
0364.99.020	034a	26	0670.16.165	003	15	140.2.035.1A	014	10	172.1.010.2C	003	20	245.1.065.1A	008	3
0370.49.250	010	22	0670.16.170	003	26	146.2.115.1A	006	1	172.1.011.2C	003	23	245.1.066.1A	008	1
0400.09.050	002	21	0670.16.171	003	26	147.1.014.1A	008	10	173.1.013.1A	012	20	245.1.067.1A	008	2
0400.17.030	004	9	0670.16.184	003	15	148.2.186.1A	015	15	174.1.025.1A	009	12	246.1.073.1A	017	2
0400.17.030	010	13	0670.16.185	003	15	148.2.187.1A	015	14	174.2.025.5A	009	1	246.1.076.1A	021a	12
0400.29.125	002	34	0670.49.310	009	26	148.2.188.1A	015	20	176.1.001.1A	012	6	247.1.002.1BC	011	6
0400.29.126	002	34	0691.91.030	027a	26	148.2.189.1A	015	18	176.1.009.1A	012	10	247.1.083.1A	011	1
0400.49.240	005	13	0755.29.025	006	10	149.1.032.3A	003	25	180.1.001.1A	002	11	247.1.120.1A	007	8
0400.49.240	011a	14	0755.29.025	008	12	150.2.006.1B	003	2	180.1.002.1A	002	12	247.1.155.1A	007	9
041.1.055.1A	001	18	0759.49.280	009	15	150.2.047.1B	003	27	180.1.008.1A	002	24	247.1.161.1A	014a	2
041.1.191.1A	001	19	0765.92.205	002	21	150.2.053.2B	003	28	182.2.018.1A	002	18	247.1.163.1A	014a	1
0412.02.295	028a	5	0770.83.135	035	17	156.2.040.1A	006	5	184.1.005.1A	025	20	247.1.174.1A	009	2
0647.92.170	004	27	0797.72.068	018	13	160.1.092.2A	026	20	190.2.012.1A	004	8	247.1.188.1A	019	22
0659.16.558	004	1	0797.72.068	034	16	160.1.094.1A	015	21	194.2.014.1A	004	12	247.1.191.1A	022	8
CATALOGUE No: ISSUED:	915.1.204.2A 05 - 04						CATALOGUE No: ISSUED:	915.1.204.2A 05 - 04						

CODE No.	Drwg.	POS. N.	CODE No.	Drwg.	POS. N.	CODE No.	Drwg.	POS. N.	CODE No.	Drwg.	POS. N.	CODE No.	Drwg.	POS. N.
247.1.192.1A	022	11	304.1.048.1AC	013	13	389.4.008.1A	020a	10	437.1.132.1AA	033	26	460.1.149.1A	034	19
247.1.197.1A	032	12	304.1.049.1A	013	10	389.4.013.1A	018a	8	438.1.240.1AB	033	20	460.1.159.1A	019	30
247.1.205.1A	018	3	304.1.049.1AB	013	10	389.4.013.1A	020a	10	438.1.357.1AB	032	11	460.1.160.2A	019	11
247.1.211.1A	014	2	304.1.049.1AC	013	10	389.4.014.1A	018a	5	438.1.365.1AC	034a	27	462.4.037.6A	018	7
247.1.212.1A	014	1	340.2.241.1A	021b	2	390.4.003.1A	027a	29	442.1.073.1A	017	6	462.9.012.8A	020	10
247.1.261.1B	015	6	340.2.242.1A	021b	1	390.4.009.1A	020	30	444.4.003.4A	009	20	463.2.050.5A	014	5
247.2.166.2A	011	15	341.1.036.1A	021	29	390.4.017.1A	020	31	446.1.011.1A	028a	28	463.2.050.5A	014a	4
250.1.038.1A	009	5	341.1.046.1A	021	21	390.4.018.1A	034	20	447.1.055.1A	028a	17	463.2.053.7A	004	15
251.2.008.1A	011a	17	342.2.038.1A	021a	1	395.4.013.1B	018	4	447.1.056.1A	028a	15	464.1.005.1A	022	12
254.4.001.1A	005	4	343.1.018.1A	021a	10	397.4.002.1A	018	20	449.1.045.1A	003	12	464.1.006.1A	022	5
255.1.010.2B	008	18	343.2.005.1A	021a	4	406.1.015.1F	020	22	451.1.017.1A	008	23	470.2.178.1AW	022	1
255.1.019.2A	015	22	349.1.096.1A	021b	3	417.6.011.3A	005a	7	451.1.018.2A	008	6	471.1.009.1BW	027	1
264.4.017.1A	011a	1	349.2.010.1A	021b	4	417.9.020.5A	024	21	451.1.042.1A	008	29	480.1.177.2AA	034a	3
270.4.005.1A	012	1	360.1.043.1A	021	19	417.9.050.6A	018	2	451.1.043.1A	008	7	480.1.178.2AA	034a	2
276.1.041.1A	012	16	360.1.044.1A	021	16	418.4.052.7A	015	11	451.1.044.1A	008	24	480.1.197.1AA	034a	4
282.4.044.1A	017	5	361.1.002.1A	021	15	420.2.001.0A	002	5	455.1.010.1A	025	11	480.1.197.2AA	034a	4
286.4.112.1C	018	15	364.1.003.1A	021	26	420.2.006.4A	016	4	455.2.003.1A	002	4	480.1.198.1AA	034a	9
287.4.024.1B	032a	13	365.2.051.1C	028	10	425.4.010.1A	032a	7	456.1.006.2A	022	20	480.1.198.2AA	034a	9
301.2.171.1A	015	1	369.1.010.1A	028a	1	426.1.007.1B	035	13	456.2.033.1A	022	19	480.3.175.1B	034a	9
303.1.044.1AA	013	12	370.1.044.1A	028a	13	426.2.018.1A	029	5	457.2.013.1A	025	6	480.3.175.2B	034a	9
303.1.044.1AB	013	12	372.2.017.1A	028	8	426.2.019.1A	029	16	460.1.112.1A	019	15	480.3.176.1B	034a	4
303.1.044.1AC	013	12	373.1.045.1A	028a	20	433.1.164.1A	036	3	460.1.119.1A	027a	13	480.3.176.2B	034a	4
303.1.045.1AA	013	7	373.1.046.1A	028a	22	433.1.165.1A	036	1	460.1.120.2A	020	7	480.3.177.2A	034a	3
303.1.045.1AB	013	7	380.1.014.1A	018a	3	433.1.166.1A	036	2	460.1.123.1A	033	19	480.3.178.2A	034a	2
303.1.045.1AC	013	7	389.4.006.1A	018a	8	433.1.170.1A	036	4	460.1.124.1A	033	12	481.1.030.1AA	034	1
304.1.048.1A	013	13	389.4.006.1A	020a	10	433.1.315.1A	028a	27	460.1.125.1A	018	18	481.1.030.2AA	034	1
304.1.048.1AB	013	13	389.4.007.1A	020a	10	435.1.106.1A	034a	32	460.1.148.1A	034	18	481.3.030.1A	034	1

CODE No.	Drwg.	POS. N.	CODE No.	Drwg.	POS. N.	CODE No.	Drwg.	POS. N.	CODE No.	Drwg.	POS. N.	CODE No.	Drwg.	POS. N.
481.3.030.2A	034	1	514.1.033.1A	001d	13	539.4.036.1A	023	13	570.1.074.1B	019	21	593.1.003.1B	010	11
483.1.035.1AA	033	9	514.1.034.1A	001d	12	540.4.019.1A	018	8	570.1.099.1A	019a	2	593.1.018.1A	009	29
483.1.047.1AA	033	14	514.1.035.1A	001d	10	541.4.007.1A	018a	6	571.1.072.1B	019	9	595.1.052.1B	033	1
483.3.035.1A	033	9	514.1.036.1A	001d	10	541.4.007.1A	020a	9	571.1.075.1B	019	20	595.1.055.1A	033	18
483.3.037.1A	033	14	514.1.037.1A	001d	6	548.4.040.1A	030	1	573.1.064.3B	019	8	598.2.031.1D	027	4
484.1.041.1A	029	6	514.1.038.1A	001d	14	548.4.041.1A	030	7	573.1.081.1A	019a	1	598.4.016.1A	021	12
484.1.042.1A	029	10	514.1.040.1A	018	17	548.4.042.1A	016	12	576.1.046.1A	019	37	598.4.018.1A	021	13
484.1.048.1B	034a	16	516.4.003.1B	020a	3	548.4.043.1A	016	1	576.1.046.1A	019a	3	60N102511	011a	23
484.1.048.2B	034a	16	518.4.004.1C	021a	13	549.1.030.1A	016	7	576.1.047.1A	019	38	60N107330	018	22
486.1.062.1A	034a	12	520.4.022.1C	020	8	550.4.012.1A	030	10	576.1.047.1A	019a	4	60N107330	024	22
486.1.063.1A	034a	8	520.4.023.1B	020	15	550.4.013.1A	030	12	576.1.048.1A	019	39	60N107335	004	26
486.1.064.1A	034a	7	523.2.009.1AA	034	8	552.1.037.1A	001d	4	576.1.048.1A	019a	5	610.4.053.1A	024	14
486.1.068.1A	032	10	523.2.010.1AA	034	9	552.1.038.1A	001d	5	585.1.034.1A	029	7	610.4.054.1A	024	11
486.1.069.1A	034a	10	525.1.012.1A	027a	2	552.1.039.1A	001d	7	585.4.004.1A	024	12	611.4.020.1A	025	37
487.2.028.3A	034	13	525.1.013.1A	027a	1	552.1.040.1A	001d	11	585.4.005.1A	023	3	612.4.005.1A	023	4
492.4.047.1A	026	13	525.1.014.1A	027a	24	552.4.012.1A	020	20	586.1.058.1AA	032	1	612.4.005.1A	024	25
492.4.055.1A	026	5	525.1.019.1A	027a	16	552.4.013.1A	031	12	587.1.049.1A	032	2	612.4.008.1A	025	40
494.1.102.1A	026	24	529.1.008.1AB	034a	31	552.4.020.1A	011	8	590.1.106.1A	035	15	612.4.016.1A	025	36
497.2.001.2A	026	11	529.1.010.1A	027a	8	552.4.028.1A	001c	15	590.1.111.1A	035	11	612.4.022.1A	024	19
501.2.102.1AB	026	8	531.1.001.1A	027a	23	552.4.037.1A	025	34	590.1.189.1A	001d	1	612.4.023.1A	023	10
502.2.102.1AB	026	16	531.1.002.1A	027a	22	552.4.048.1A	032a	10	590.1.190.1A	001d	2	612.4.023.1A	024	9
510.1.241.1A	017	9	536.2.002.2A	020	16	553.4.005.1A	031	10	590.1.192.1A	035	8	613.4.030.1A	024	18
510.1.242.1A	027a	21	539.1.021.1A	002	6	556.1.031.1A	022a	5	590.1.195.1A	032a	3	613.4.038.1A	025	38
510.1.243.3A	020a	1	539.1.023.2A	022a	3	556.2.032.1A	022a	10	590.1.198.1A	032a	4	616.1.007.2A	031	6
510.1.296.1A	027a	28	539.4.003.1B	025	5	561.1.024.1A	027a	7	590.1.199.1A	032a	12	616.1.009.2A	031	2
510.1.323.2A	018a	1	539.4.030.1A	005	9	564.1.048.1A	034a	15	590.1.213.1A	035	9	618.4.052.1A	024	13
514.1.032.1A	001d	9	539.4.035.1A	024	6	570.1.072.1B	019	4	590.1.233.1A	035	1	618.4.053.1A	024	23
CATALOGUE No: ISSUED:			915.1.204.2A 05 - 04			CATALOGUE No: ISSUED:			915.1.204.2A 05 - 04					

CODE No.	Drwg.	POS. N.	CODE No.	Drwg.	POS. N.	CODE No.	Drwg.	POS. N.	CODE No.	Drwg.	POS. N.	CODE No.	Drwg.	POS. N.
619.4.024.1A	025	28	684.1.057.1A	020	19	703.5.002.2A	015	24	713.1.070.1A	004	29	72094.1616	010	17
624.4.027.1A	024	3	685.5.002.1A	025	14	70610.8120	004	11	713.1.082.1A	019	6	72121.2106	006	4
625.4.009.1A	025	16	697.2.015.1A	034a	25	707006N02	025	41	713.1.095.1A	004	23	723.1.006.2A	032	14
626.4.031.1A	023	11	698.1.033.1A	001d	15	710.1.001.1A	009	13	713.1.128.1B	011a	12	72944.1542	008	21
626.4.031.1A	024	8	700.1.005.1A	026	17	710.1.025.1A	028	11	713.1.140.1A	010a	4	729906FN1	018	6
626.4.032.1A	023	9	700.1.036.1A	012	24	710.1.032.1A	010	26	713.1.157.1A	003	13	729906FN1	019	18
626.4.032.1A	024	7	700.1.041.1A	033	3	710.1.032.1A	010a	20	713.1.184.1A	026	22	734306N01	011a	21
630.4.016.1A	023	5	701.4.004.1A	028	7	710.1.061.1A	006	7	713.1.186.1A	026	23	73500.1237	009	25
631.4.016.1A	025	25	701.4.005.1A	003	4	710.1.084.1A	026	19	713.1.187.1A	028a	11	73500.1237	012	7
631.4.017.1A	023	12	701.4.008.1A	012	21	710.1.090.1A	028a	4	713.1.192.1A	025	33	73500.1440	012	11
631.4.019.1A	024	2	702.4.004.1A	021a	3	710.1.105.1A	021a	6	713.1.196.1A	026	4	73500.1542	002	15
632.1.021.1A	023	6	702.4.009.1A	011a	11	710.1.113.1A	010	4	713.1.197.1A	026	9	73500.2054	008	9
650.4.008.1B	021	17	702.4.010.2A	011a	9	710.1.114.1A	010a	12	713.1.205.1A	025	31	73503.3380	010	9
651.4.013.1A	021	30	702.4.013.1A	010	19	711.1.072.1A	010	27	713.1.209.1A	021	20	73503.3380	010a	10
652.4.006.1A	021a	14	702.4.017.1A	004	20	711.1.072.1A	010a	21	713.1.210.1A	021	28	73503.3380	011a	5
654.2.016.1A	021	1	702.4.018.1A	012	19	711.1.091.2A	015	10	713.1.235.1A	024	16	73503.3804	008	26
656.2.001.1A	021	18	702.4.020.1A	010a	11	711.1.092.2A	015	4	713.1.239.1A	028	2	736.4.012.1A	033	27
668.1.001.3A	011	14	702.4.033.1A	010	21	711.1.093.2A	007	12	714.1.047.1A	026	7	736.4.012.1A	034	7
670.4.030.1A	018a	4	702.4.033.1A	010a	2	711.1.095.1A	010a	7	714.1.057.1A	026	14	736.4.013.1B	034a	22
672.1.030.1A	017	11	702.4.038.1A	026	30	711.1.113.1A	022a	4	715.1.003.1A	028	5	737.4.012.4A	008	22
676.2.053.1A	026	28	702.4.058.1A	008	25	712.1.029.1A	028a	9	716.1.003.1A	016	3	741.1.010.1A	018a	10
676.4.037.1A	026	27	702.5.008.1A	010	6	712.1.030.1A	028a	12	716.1.043.1A	035	19	741.1.012.1A	018a	11
677.4.003.1A	001b	3	702.5.008.1A	011a	4	713.1.011.1A	003	15	716.1.072.2A	008	20	741.1.012.1A	024	10
680.1.001.1B	009	7	702.5.016.1A	004	14	713.1.014.1A	003	11	716.1.073.2A	008	17	741.1.013.1A	018a	12
680.5.003.1A	015	19	702.5.019.1A	010a	1	713.1.014.1B	003	11	716.1.107.1B	019	26	741.1.029.1A	029	11
684.1.054.1A	008	27	702.5.044.1A	003	29	713.1.014.1E	003	11	716.1.108.1A	027a	19	741.1.030.1B	024	20
684.1.056.1A	020	18	703.1.035.1A	021a	15	713.1.014.1F	003	11	716.1.111.1A	020a	11	741.4.002.1A	007	15
CATALOGUE No: ISSUED:			915.1.204.2A 05 - 04			CATALOGUE No: ISSUED:			915.1.204.2A 05 - 04					

CODE No.	Drwg.	POS. N.	CODE No.	Drwg.	POS. N.	CODE No.	Drwg.	POS. N.	CODE No.	Drwg.	POS. N.	CODE No.	Drwg.	POS. N.
741.4.002.1A	031	8	748.1.014.1A	026	10	750.1.115.1A	032a	6	764.1.022.1A	020	21	76402.0002	003	17
741.4.013.1B	035	7	748.1.024.1A	019	1	750.1.121.1A	012	3	764.1.022.1A	030	4	766.1.020.1A	015	2
741.4.019.1A	031	19	748.1.036.1A	027a	10	750.1.125.1A	028a	19	764.1.024.1A	019	5	766.1.045.1A	010	16
741.4.025.1A	030	8	748.1.038.1A	010	14	750.4.010.1A	020	5	764.1.028.1A	017	12	766.4.019.1A	013	20
741.4.025.1A	031	3	748.1.040.1A	002	23	750.5.001.1A	032	3	764.1.029.1A	035	16	76835.1134	002	10
741.4.038.1A	017	7	748.1.044.1A	008	8	756.1.007.1A	028a	2	764.1.041.1A	031	14	770.5.250.8B	010a	5
741.4.038.1A	018a	2	748.4.024.1AB	026	25	8000.36230	027a	27	764.1.042.1A	019	14	770.5.250.8B	011a	6
741.4.038.1A	025	44	748.4.035.1A	027	3	8000.36726	027a	30	764.1.045.1A	031	15	771.1.016.1A	028	18
741.4.038.1A	030	2	748.4.037.1AB	028	3	8000.50450	029	8	764.1.047.1A	020	29	771.1.021.1A	026	3
741.4.043.1A	025	17	749.4.002.1A	021a	11	8000.50454	029	3	764.1.050.1A	022	26	771.1.026.1A	005	2
741.4.058.1A	035	14	749.4.004.1A	020a	5	8000.53724	018a	7	764.1.051.1A	022	25	771.1.027.1A	005	8
741.4.059.1A	035	4	749.4.004.1A	022	21	8000.56359	019	19	764.1.055.1A	034a	29	771.1.031.1A	028	1
741.4.063.1A	035	10	749.4.004.1A	032	4	8000.59056	025	10	764.1.056.1A	029	17	771.4.011.1AB	027	2
741.4.065.1A	035	2	749.4.004.1A	035	22	8000.61070	016	14	764.1.059.1A	020	28	771.4.014.1A	023	14
741.4.067.1A	014	9	749.4.009.1A	019	40	8000.62652	019	16	764.1.060.1A	034	14	771.4.014.1A	024	1
741.4.092.1A	032a	5	749.4.009.1A	019a	6	8000.70119	026	29	764.1.061.1A	034a	28	771.5.040.2B	034a	5
741.4.093.1A	032a	8	750.1.007.1A	003	32	8000.70139	001b	8	764.1.062.1A	018	1	771.5.041.8B	016	13
741.4.099.1A	025	29	750.1.012.2A	006	14	75113.2566	004	18	764.1.063.1A	019	28	771.5.043.8B	004	4
741.4.101.1A	031	16	750.1.021.1A	028	12	75162.2566	026	6	764.1.064.1A	027a	3	771.5.064.8B	011	2
741.5.033.1B	029	2	750.1.022.1A	028	15	75162.2566	028a	10	764.1.067.1A	033	16	771.5.064.8B	011a	16
74172.1008	008	16	750.1.028.1A	034	10	75162.3075	026	21	764.1.077.1A	034	3	771.5.064.8B	031	7
746.4.006.1A	019	34	750.1.047.1A	015	7	75191.3380	010	5	764.1.078.1A	034	2	771.5.065.2BB	011	21
746.4.006.1A	019a	7	750.1.050.1A	004	6	75794.1542	010a	9	764.4.054.1A	013	8	771.5.065.8B	007	5
746.4.007.1A	019	41	750.1.057.1A	006	13	76267.0012	009	24	76400.0001	028a	6	771.5.065.8B	014	3
747.5.003.1A	022	23	750.1.061.1A	028a	21	764.1.011.1A	022	18	76401.0002	022	22	771.5.065.8B	014a	3
747.5.003.1A	025	42	750.1.062.1A	022	2	764.1.011.1A	025	12	76401.0009	028	16	771.5.065.8B	015	13
747.5.005.1B	025	7	750.1.112.1A	028	17	764.1.022.1A	016	2	76401.0010	028	13	771.5.066.8B	011	16
CATALOGUE No: ISSUED:			915.1.204.2A 05 - 04			CATALOGUE No: ISSUED:			915.1.204.2A 05 - 04					

CODE No.	Drwg.	POS. N.	CODE No.	Drwg.	POS. N.	CODE No.	Drwg.	POS. N.	CODE No.	Drwg.	POS. N.	CODE No.	Drwg.	POS. N.
771.5.066.8B	012	5	771.5.637.8B	022	6	772.5.029.1AB	032	13	775.1.018.1A	027a	12	779.1.190.1A	015	3
771.5.066.8B	015	28	771.5.639.8B	025	30	772.5.031.1AB	020	2	775.1.019.1A	018a	13	779.1.198.2A	011	3
771.5.067.2BB	033	7	771.5.665.8B	022	16	772.5.031.1AB	035	21	775.1.020.1A	028a	29	779.1.203.2A	002	7
771.5.067.8B	002	28	771.5.665.8B	025	35	772.5.032.1A	020a	6	775.1.020.1A	034a	19	779.1.213.1A	022	24
771.5.067.8B	009	16	771.5.666.8B	018	9	772.5.032.1A	027a	11	775.1.021.1A	034a	30	779.1.237.1B	025	8
771.5.067.8B	011	13	771.5.666.8B	021	24	772.5.032.1A	035	3	775.1.022.1A	018	21	779.1.252.1A	021a	16
771.5.069.8B	005	5	771.5.666.8B	022	29	772.5.033.1AB	030	3	775.1.027.1A	020a	4	779.1.260.1A	019	13
771.5.069.8B	009	10	771.5.667.8B	022	14	772.5.034.1A	018	16	775.1.029.1A	027a	15	779.1.261.1A	031	1
771.5.069.8B	011	11	771.5.669.8B	010	28	772.5.035.1A	020	23	775.1.031.1B	019	10	779.1.274.1A	017	10
771.5.069.8B	012	22	771.5.669.8B	010a	22	772.5.037.1AB	020a	8	775.1.033.1A	019	32	779.1.279.1C	027a	5
771.5.069.8B	015	5	771.5.673.8B	021	25	772.5.037.1AB	034a	17	775.1.033.1A	032	8	779.1.282.1A	033	5
771.5.070.2BB	019	17	771.5.723.8B	021	6	772.5.038.1AB	019	7	775.1.034.1AB	018	12	779.1.283.1A	034	4
771.5.071.8B	011	12	771.5.723.8B	022	7	772.5.038.1AB	020	12	775.1.035.1B	019	24	779.1.286.2A	033	22
771.5.071.8B	012	23	771.5.723.8B	025	39	773.5.039.8B	021a	7	775.1.062.2A	010	29	779.1.293.1A	025	15
771.5.071.8B	014a	8	771.5.725.8B	021	9	773.5.061.8B	014	7	777.5.049.8B	011	7	779.1.301.1AB	030	6
771.5.072.8B	010a	14	771.5.725.8B	021a	9	773.5.069.8B	008	4	778.5.009.1A	021	3	779.1.309.1AB	024	24
771.5.072.8B	031	5	771.5.727.8B	021	22	773.5.069.8B	009	3	779.1.026.1A	010	3	779.1.311.1A	026	12
771.5.073.2B	011a	2	771.5.752.8B	010a	13	774.5.002.1B	017	1	779.1.026.1A	011	26	779.1.318.1A	016	9
771.5.078.8B	005	3	771.5.754.8B	025	2	774.5.006.1A	032a	11	779.1.029.2A	010a	16	779.1.331.1A	024	15
771.5.078.8B	012	12	771.5.937.8B	028	4	775.1.007.1AB	034	12	779.1.039.1A	002	3	779.1.334.1A	019	31
771.5.079.8B	005	17	771.5.938.8B	028	9	775.1.008.3A	020	6	779.1.060.1A	021	8	779.1.365.1A	021a	5
771.5.080.8B	010a	15	772.1.028.1A	028a	3	775.1.008.3A	028a	16	779.1.082.1AB	023	1	779.1.366.1AB	023	7
771.5.123.8B	002	30	772.1.041.1A	034	5	775.1.008.3A	029	4	779.1.109.1A	006	2	779.1.366.1AB	024	5
771.5.129.8B	009	8	772.1.042.1A	029	14	775.1.008.3A	033	8	779.1.114.1A	006	9	779.1.366.1AB	025	22
771.5.136.2B	010	10	772.1.043.1A	029	13	775.1.017.1A	027a	20	779.1.162.2A	009	27	779.1.371.1A	021b	5
771.5.136.8B	010a	17	772.5.029.1AB	020	4	775.1.017.1A	032	5	779.1.187.1A	008	5	779.1.372.1A	028a	26
771.5.154.8B	022a	9	772.5.029.1AB	025	19	775.1.017.1A	033	13	779.1.189.1A	015	12	779.1.373.1A	028a	18

INDEX

CODE No.	Drwg.	POS. N.	CODE No.	Drwg.	POS. N.	CODE No.	Drwg.	POS. N.	CODE No.	Drwg.	POS. N.	CODE No.	Drwg.	POS. N.
779.4.005.2A	022a	1	791.1.060.1A	018	5	814.1.081.1A	007	14	824.1.084.1A	022	28	835.1.005.1B	020	11
779.4.075.1A	011a	3	791.2.037.1A	007	6	814.1.111.2B	035	6	825.1.028.2A	025	32	840.1.185.1A	013	11
779.4.076.1A	030	11	799.1.025.1A	002	20	814.1.114.1A	001d	8	826.1.009.1A	002	33	840.1.186.1A	013	9
779.5.030.2A	015	25	799.1.048.2A	019	3	814.1.117.1A	014a	7	826.1.012.1A	010	18	841.1.002.2A	004	2
780.1.005.1A	010a	6	799.1.049.1A	002	1	814.4.010.1A	032a	2	826.1.015.1A	020	26	845.4.005.1B	013	6
780.1.007.1A	019	25	799.1.051.2A	004	28	815.1.022.1A	016	5	826.1.019.1A	011	24	848.2.002.1A	021	23
780.1.018.1A	009	31	799.1.051.2A	006	3	815.1.028.1A	009	21	827.1.157.1A	035	18	850.1.003.1A	034a	24
780.5.001.1A	005	15	799.1.055.1A	009	30	818.2.011.1A	004	3	827.1.273.1A	021a	8	850.1.014.1A	033	17
780.5.001.1A	011	18	799.1.066.1B	004	5	819.1.040.1A	028a	23	829.1.078.1A	025	1	850.4.041.1A	018	19
780.5.001.1A	016	11	799.1.083.1B	025	4	819.1.043.1A	026	1	829.1.190.1A	018a	9	850.4.044.1A	034a	1
781.1.009.1A	016	17	799.1.158.1A	022a	8	821.1.001.1A	002	26	829.1.190.1A	020a	2	850.4.047.1A	027a	14
786.1.056.1A	007	13	799.1.162.1A	013	18	821.1.051.1AB	022	4	829.1.366.1A	022a	6	850.4.049.1A	034	17
786.1.075.1A	007	11	799.1.163.1A	013	19	821.1.052.1AB	025	9	829.1.369.1A	020	3	850.4.049.1A	034a	13
788.1.052.1A	005	14	799.1.166.1A	022	3	821.1.070.1A	002	17	829.1.370.1A	020	9	850.4.050.1A	034a	20
788.1.054.1A	012	4	799.1.171.1A	021	2	821.1.134.1A	022a	2	829.1.386.1A	020a	7	850.4.051.1A	034a	21
788.1.062.1A	015	9	799.1.228.1A	034	6	821.1.135.2A	026	18	829.1.401.1A	020	24	850.4.052.1A	027a	9
788.1.064.1A	014	6	799.2.077.2A	009	14	821.1.159.1A	016	15	829.1.419.1A	018	10	850.4.055.1A	033	29
788.1.064.1A	014a	5	799.2.159.1A	022a	7	821.1.162.1A	025	13	829.1.439.1A	010	30	850.4.058.1A	034a	11
788.1.065.1A	009	17	800.1.083.1A	031	9	821.1.170.1A	022	13	829.2.479.1A	020	1	850.4.064.1A	019	29
788.1.076.1A	011	9	800.1.112.1A	031	4	821.1.171.1A	018	14	829.2.480.1A	020	14	851.1.004.1A	003	31
788.1.076.1AA	011	9	800.1.113.1A	031	17	821.1.179.1A	013	17	830.1.235.1A	011a	15	851.1.010.1A	006	12
788.1.076.1AB	011	9	800.1.122.1A	007	17	821.1.180.1A	013	15	830.1.261.1A	010	24	851.1.013.1A	008	14
790.1.004.1A	019	2	800.1.123.1A	007	16	821.1.181.1A	013	2	830.1.262.1A	010a	18	852.1.005.1A	002	14
790.1.009.1A	019	36	800.2.121.1A	030	9	821.1.182.1A	013	1	830.1.263.2A	027a	6	852.1.024.1A	034	11
790.1.010.1A	019	35	806.1.015.1A	033	23	821.1.184.1A	020	27	830.1.281.1A	035	20	852.1.053.2A	002	2
791.1.012.1A	032	15	806.1.016.1A	033	21	821.1.209.1A	011	25	832.1.026.1A	028a	14	852.1.068.1A	028a	24
791.1.058.1A	017	13	808.2.047.1A	021	4	824.1.083.1A	022	9	832.1.027.1B	033	28	852.1.071.1A	021	7
CATALOGUE No: ISSUED:			915.1.204.2A 05 - 04			CATALOGUE No: ISSUED:			915.1.204.2A 05 - 04					

CODE No.	Drwg.	POS. N.	CODE No.	Drwg.	POS. N.	CODE No.	Drwg.	POS. N.	CODE No.	Drwg.	POS. N.	CODE No.	Drwg.	POS. N.
852.1.071.1A	033	6	852.1.156.1A	034	15	852.5.024.1A	025	23	863.1.002.1A	012	14	882.1.012.1A	012	15
852.1.072.1A	019	23	852.1.158.1A	025	24	852.5.024.1A	032	16	866.1.036.1A	020	25	884.4.006.1A	026	26
852.1.075.1A	033	11	852.1.160.1A	018	11	852.5.025.1A	014	8	866.1.044.1A	016	16	884.5.001.1A	021	5
852.1.075.1A	034a	23	852.1.160.1A	018a	14	852.5.026.1A	010	2	872.1.015.1A	021	14	884.5.003.1A	022	10
852.1.094.1A	002	19	852.1.161.1A	018	23	853.1.002.1A	008	28	872.1.016.1A	028a	7	884.5.011.1A	011a	8
852.1.104.1A	006	11	852.1.162.1A	027a	17	853.1.002.1A	009	9	872.1.036.1A	020	13	884.5.013.1A	005a	4
852.1.104.1B	006	11	852.1.163.1A	019	27	853.1.003.1A	011	23	872.1.037.1A	020	17	884.5.034.1A	002	22
852.1.104.1C	006	11	852.1.166.1A	033	25	853.1.003.1A	012	2	872.1.042.1A	028a	8	886.4.003.1A	011	10
852.1.104.1D	006	11	852.1.172.1A	002	29	853.1.004.1A	009	11	872.4.043.1A	017	4	886.4.033.1A	009	4
852.1.104.1E	006	11	852.1.172.1A	011a	7	853.5.003.1A	033	15	872.4.044.1A	028a	25	886.4.034.1A	009	18
852.1.104.1F	006	11	852.1.174.1A	002	31	856.1.001.1A	003	6	873.1.005.1A	015	26	886.4.035.1A	011	5
852.1.104.1G	006	11	852.1.176.1A	014a	10	856.1.023.1A	027a	18	873.1.060.1A	032	17	886.4.037.1A	009	6
852.1.104.1H	006	11	852.1.176.1A	015	29	856.1.031.1A	003	16	875.1.048.2A	016	10	886.4.048.1A	031	13
852.1.104.1I	006	11	852.1.195.1A	005	10	856.1.042.1A	034a	18	875.1.065.1A	001d	3	886.4.055.1A	032	7
852.1.104.1J	006	11	852.1.195.1A	009	28	856.1.061.2A	015	8	875.1.099.1A	028	14	886.5.007.1A	015	16
852.1.104.1K	006	11	852.4.008.1A	010	25	856.1.062.2A	008	19	876.1.086.1A	017	8	886.5.011.1A	007	7
852.1.104.1L	006	11	852.4.008.1A	010a	19	856.1.064.2A	010	15	876.2.003.1A	029	1	886.5.014.1A	021	27
852.1.104.1M	006	11	852.4.170.1A	033	24	856.1.071.1A	012	9	876.2.004.1A	029	9	886.5.015.1A	016	6
852.1.104.1N	006	11	852.5.009.1A	033	10	856.1.074.2A	015	23	877.1.090.1A	027a	25	886.5.033.1A	032a	9
852.1.105.1AB	003	26	852.5.023.1A	011	17	856.1.075.1A	012	17	877.1.091.1A	025	21	886.5.042.1A	027a	31
852.1.105.1AG	003	26	852.5.023.1A	035	5	856.1.087.1A	033	4	881.1.012.1A	002	32	88700.5665	001	10
852.1.114.1A	011a	10	852.5.024.1A	005	16	856.1.091.1A	019	33	881.1.030.1A	011a	22	88700.5749	001	14
852.1.120.1A	011	22	852.5.024.1A	011	19	856.4.002.1A	033	2	881.1.030.1A	014a	9	88713.0123	001	4
852.1.135.1A	005a	3	852.5.024.1A	016	8	856.4.002.1A	034a	14	881.1.034.1A	012	18	88713.0869	001	15
852.1.148.1B	027a	4	852.5.024.1A	019	12	860.1.004.1A	010	23	881.1.040.1A	032	9	88713.0870	001	16
852.1.151.1A	022	15	852.5.024.1A	023	8	860.1.004.1A	011	20	882.1.003.1A	008	11	88713.1010	001a	20
852.1.154.1A	025	3	852.5.024.1A	024	4	861.5.013.1A	021	10	882.1.006.1A	002	16	88713.1037	001b	6

CODE No.	Drwg.	POS. N.	CODE No.	Drwg.	POS. N.	CODE No.	Drwg.	POS. N.	CODE No.	Drwg.	POS. N.	CODE No.	Drwg.	POS. N.
88713.1057	001b	11	88713.2068	001a	1	88765.1126M	001c	18	88765.1374	001c	28	930.4.035.1A	004	16
88713.1058	001b	7	88713.2069	001a	2	88765.1126N	001c	7	88765.1375AF	001	7	930.4.039.1A	026	31
88713.1062	001b	10	88713.2096	001	1	88765.1126P	001c	10	88765.1375BF	001	7	930.4.049.1A	003	30
88713.1068	001b	2	88713.2102	001a	4	88765.1126Q	001c	5	88765.1375CF	001	7	930.4.052.1A	026	2
88713.1071	001b	9	88713.2133	001	12	88765.1126R	001c	3	88765.1375DF	001	7	930.5.005.1A	011a	19
88713.1072	001b	1	88713.2346	001	17	88765.1126S	001c	22	88765.1375EF	001	7	930.5.006.2B	011a	20
88713.1074	001b	4	88713.2409	001b	12	88765.1126T	001c	23	893.1.003.1A	030	14	930.5.007.1A	015	17
88713.1077	001b	5	88713.2593	001	8	88765.1126T	001d	16	893.1.005.1A	005	11	934.1.003.2A	029	12
88713.1091	001	11	88765.0999	001	6	88765.1126U	001c	20	893.2.006.2A	010	7	934.1.004.1A	031	11
88713.1344	001b	13	88765.1000	001	5	88765.1126V	001c	8	893.4.005.1A	025	27	93783.1524	011	4
88713.1429	001	2	88765.1005	001	5	88765.1126Z	001c	1	893.4.006.1A	030	13	93785.1830	010a	8
88713.1749	001a	13	88765.1006	001	5	88765.1181	001a	5	894.1.014.1A	009	23	93823.2018	004	24
88713.1791	001a	14	88765.1073	001c	21	88765.1188	001a	12	895.2.003.1A	032	6	93823.2082	005	7
88713.1805	001a	3	88765.1074	001c	21	88765.1241	001d	0	913.7.091.1A	027	5	93823.2087	014	4
88713.1806	001a	6	88765.1075	001c	21	88765.1242	001d	0	914.7.023.1A	001c	2	93823.2087	014a	6
88713.1821	001a	9	88765.1076	001c	21	88765.1243	001d	0	914.7.023.1B	001c	2	93823.2087	031	18
88713.1832	001	9	88765.1077	001c	21	88765.1244	001d	0	914.7.023.1C	001c	2	93823.3156	010	12
88713.1886	001	13	88765.1126	001c	6	88765.1245	001d	0	914.7.023.1D	001c	2	93827.0114	005	12
88713.1904	001a	15	88765.1126A	001c	4	88765.1298	001	3	914.7.023.1E	001c	2	93827.0114	009	22
88713.1906	001a	19	88765.1126B	001c	12	88765.1369A	001c	24	926.1.003.1A	034a	6	93827.0114	010	8
88713.1914	001a	18	88765.1126C	001c	11	88765.1369B	001c	24	930.1.004.1A	021a	2	94247.0014	005a	5
88713.1920	001a	8	88765.1126D	001c	14	88765.1369C	001c	24	930.4.011.1A	028	6	94247.0014	010a	3
88713.1980	001a	16	88765.1126E	001c	9	88765.1369D	001c	24	930.4.020.1A	015	27	94247.0014	011a	18
88713.1994	001a	10	88765.1126F	001c	13	88765.1369E	001c	24	930.4.021.1A	005a	2	94460.1829	006	6
88713.2011	001a	7	88765.1126G	001c	17	88765.1371	001c	25	930.4.022.1A	010	20	98112.0002	001	4
88713.2060	001a	11	88765.1126H	001c	16	88765.1372	001c	26	930.4.023.1A	003	14			
88713.2066	001a	17	88765.1126L	001c	19	88765.1373	001c	27	930.4.034.1A	005	6			