





Spare parts catalogue **749S U.S.A.**

DUCATI *SUPERBIKE*

DUCATI MOTOR HOLDING 	749S	M.Y. '06	U.S.A.
Spare Parts Department	P.N. 91512062C	Settembre - September '06	Edizione - Edition 01

DUCATI MOTOR HOLDING 	749S	M.Y. '06	U.S.A.
Spare Parts Department	P.N. 91512062C	Settembre - September '06	Edizione - Edition 01

DUCATI MOTOR HOLDING 	749S	M.Y. '06	U.S.A.
Spare Parts Department	P.N. 91512062C	Settembre - September '06	Edizione - Edition 01

DUCATI MOTOR HOLDING 	749S	M.Y. '06	U.S.A.
Spare Parts Department	P.N. 91512062C	Settembre - September '06	Edizione - Edition 01

GENERAL INFORMATION

The present spare parts order exactly the right spare parts

When ordering specify:

1) the part's code number followed by its description; quantity needed;

2) the motorcycle's serial number, stamped on the steering head.

Reference to right and left apply to the vehicle in terms of its direction of movement.

Spare parts drawings are general and do not represent the part.

The contents of this catalogue are general and can undergo changes without prior notice.

VALIDITY

f.m.	Until V.I.N.
d.m.	From V.I.N.
f.m.m.	Up to engine number
d.m.m.	From engine number

LIST

CAL	California
CND	Canada

*Ducati Motor Holding S.p.A.
Commercial and Administration Office:
Via A. Cavalieri Ducati n. 3
40132 Bologna, Italy
Telefono 051 6413111
Fax 051 406580
Internet www.ducati.com*

CATALOGUE No: 915.1.206.2C
ISSUED: 09 - 06

CATALOGUE No: 915.1.206.2C
ISSUED: 09 - 06

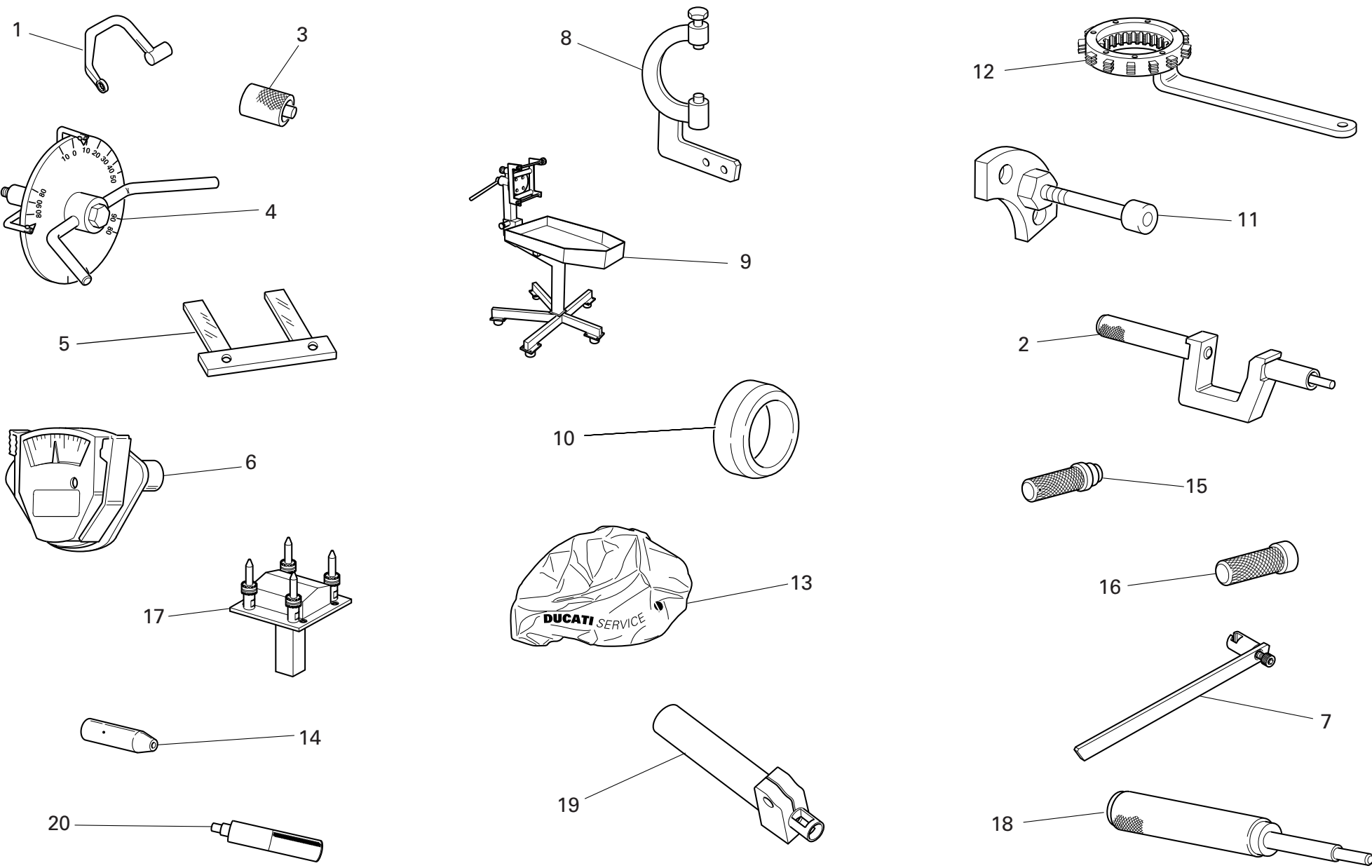
PAINTS

Paint	Code
"Rosso Anniversary DUCATI"	(PPG) F_473.101
"Nero Lucido DUCATI"	(PPG) 248.514
"Trasparente"	(PPG) 228.880



page	CONTENTS
4	001 WORKSHOP SPECIAL TOOLS
6	001a WORKSHOP SPECIAL TOOLS
8	001b WORKSHOP SPECIAL TOOLS
10	001c DIAGNOSIS TESTER DDS
12	001d WORKSHOP SPECIAL TOOLS
14	002 GEARCHANGE
18	003 GEAR-BOX
22	004 CLUTCH
26	005 CLUTCH COVER
28	005a CLUTCH COVER
30	006 CRANKSHAFT
34	007 CYLINDERS - PISTONS
36	008 TIMING
40	009 FILTERS AND OIL PUMP
44	010 HALF CRANKCASES
48	010a HALF CRANKCASES
50	011 WATER PUMP - ALTERNATOR COVER
54	012 ELECTRIC STARTER AND IGNITION
56	013 HEAD: TIMING
60	014 COLLECTORS AND HEAD COVERS
62	014a HEAD COVERS
64	015 HEAD
66	016 OIL COOLER
68	017 THROTTLE BODY
70	018 BATTERY BOX MOUNT
72	018a INJECTION SYSTEM
74	019 EXHAUST SYSTEM
78	020 FRONT HEAD-LIGHT AND INSTRUMENT PANEL
82	020a FRONT WIRING
84	021 HALF-HANDLEBARS - SHOCK-ADSORBER
88	021a FRONT FORK
90	022 FRAME
94	022a STAND
96	023 CLUTCH CONTROL
98	024 FRONT HYDRAULIC BRAKE
100	025 REAR HYDRAULIC BRAKE
104	026 FRONT AND REAR WHEELS
108	027 REAR FRAME (bip)-REAR FOOT RESTS
110	027a REAR FRAME(mon)
112	027b NUMBER PLATE HOLDER
116	028 REAR SUSPENSION
118	028a REAR FORK
122	029 AIR INDUCTION - OIL VENT
124	030 WATER RADIATOR ASSY
126	031 COOLING CIRCUIT
128	032 FUEL TANK
130	032a FUEL SYSTEM
132	033 SEAT (monoposto)
136	033a SEAT (biposto)
140	034 HEADLIGHT FAIRING
142	034a FAIRING
148	035 FUEL INFEED
150	036 MARKING PLATES

DRAWING 001 WORKSHOP SPECIAL TOOLS

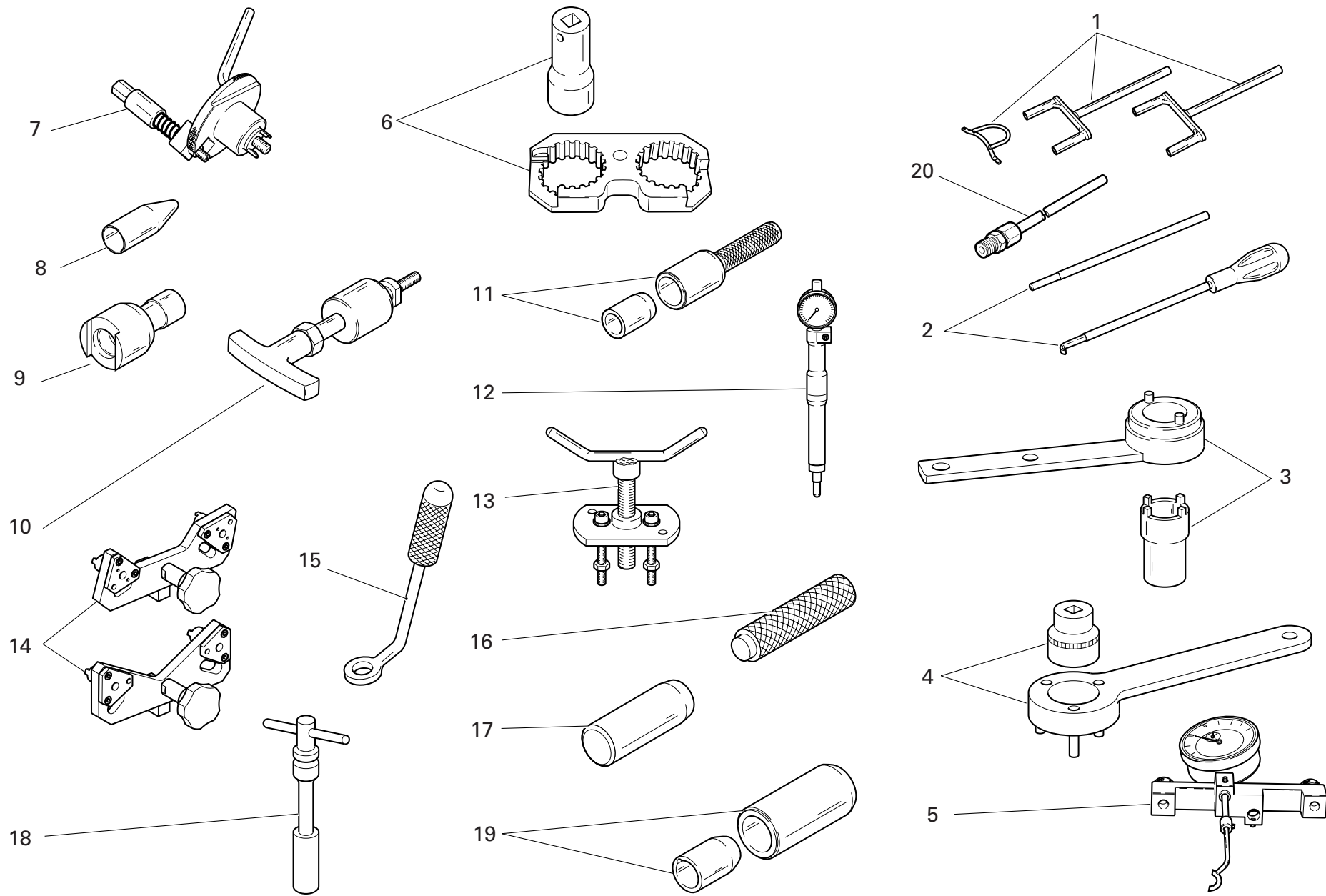


DRAWING 001


WORKSHOP SPECIAL TOOLS

NOTES NO.	CODE NO.	DESCRIPTION	VALIDITY	Q.TY 
1	88713.2676	Head nuts holder wrench		1
2	88713.1429	Tool to drive valve seal ring ø7		1
3	88765.1298	Spacer for checking lower valve shim		1
4	88713.0123	Degree wheel holder tool for ignition advance check		1
4	98112.0002	Degree wheel		1
5	88765.1000	Fork feeler gauge 0.1 mm		1
5	88765.1005	Fork feeler gauge 0,2 mm		1
5	88765.1006	Fork feeler gauge 0.3 mm		1
6	88765.0999	Timing belt control gauge		1
7	041.1.191.1A	Tool to fit valve collets		1
8	88713.2036	Flywheel Wrench		1
9	88713.1832	Bench for engine repair		1
10	88700.5665	Sleeve for installing clutch bell gear		1
11	88713.1091	Plate for positioning gear engagement fork		1
12	88713.2133	Wrench to hold clutch housing drum steady		1
13	88713.1886	Engine canvas		1
14	88700.5749	Crankcases assembling cap		1
15	88713.0869	Tool for assembling water pump front seal		1
16	88713.0870	Tool for assembling water pump front seal		1
17	88713.2346	Head mounting base		1
18	88713.0879	Punch tool to extract valve guide		1
19	041.1.055.1A	Tool to fit valve collets		1
20	88713.2669	Roller cage fitting tool on primary shaft		1

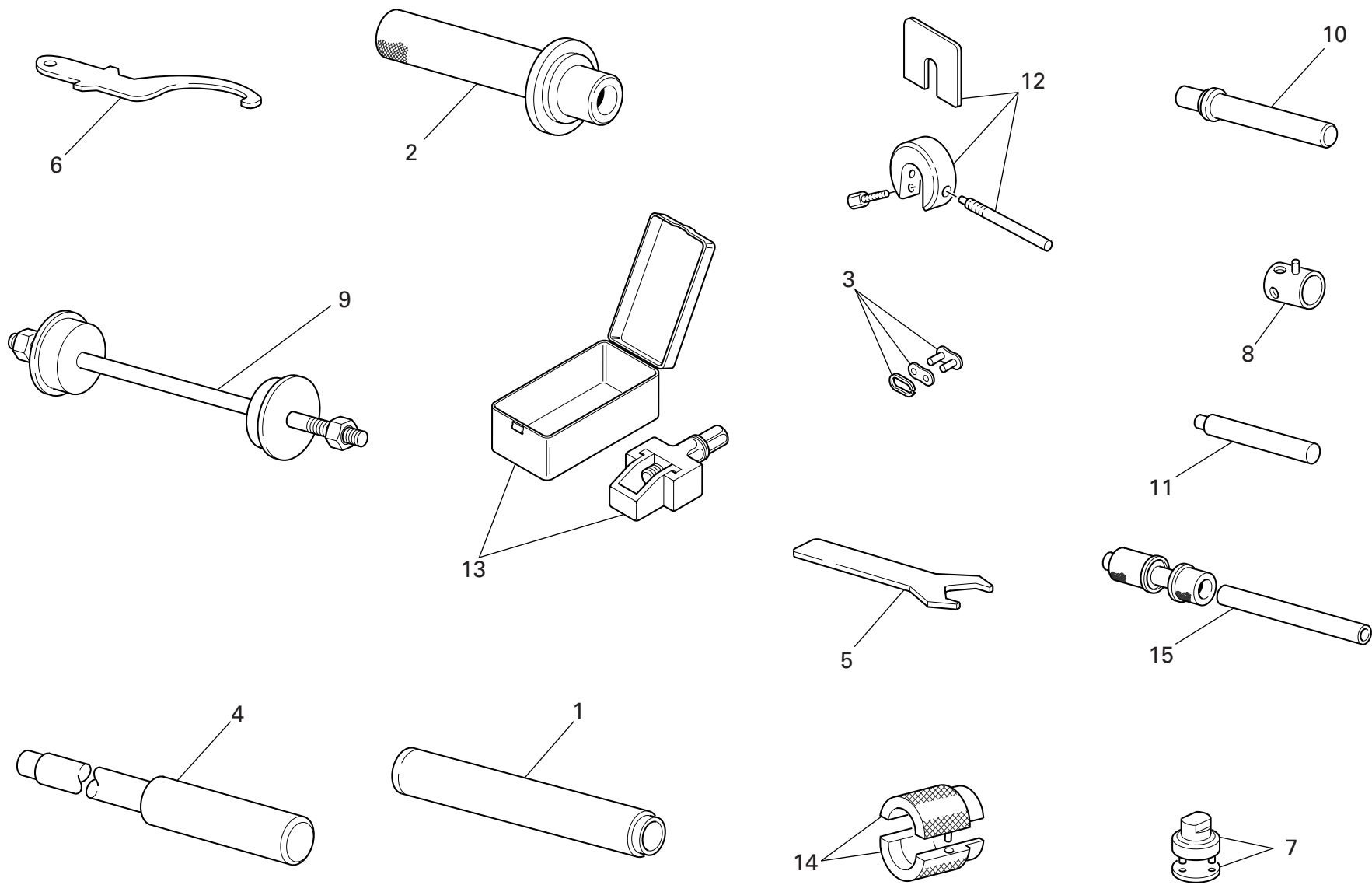
NOTES NO.	CODE NO.	DESCRIPTION	VALIDITY	Q.TY 
-----------	----------	-------------	----------	--




DRAWING 001a WORKSHOP SPECIAL TOOLS

NOTES NO.	CODE NO.	DESCRIPTION	VALIDITY	Q.TY 
1	88713.2068	Closing rocker pre-load kit		1
2	88713.2069	Rocker spring pre-load compound kit		1
3	88713.1805	Driving roller tightening tool		1
4	88713.2102	Primary drive gear tightening tool		1
5	88765.1181	Valve lift gauge		1
6	88713.1806	Reaction tool for belt roller tightening		1
7	88713.2011	Tool to hold crankshaft in TDC position		1
8	88713.1920	Tool to fit O-rings onto stud bolts		1
9	88713.1821	Wrench to tighten tensioning bolts		1
10	88713.1994	Rocker shaft extractor		1
11	88713.2060	Seal ring driving tool		1
12	88765.1188	T.D.C. control gauge		1
13	88713.1749	Drive roller puller		1
14	88713.1791	Belt roller timing tool		1
15	88713.1904	Half-rings mounting punch tool		1
16	88713.1980	Drift to drive retainers onto shafts		1
17	88713.2066	Tool to fit cam blanking caps		1
18	88713.1914	Spark plug tool		1
19	88713.1906	Tool to fit seals on camshafts		1
20	88713.1010	Union for exhaust gas suction		1

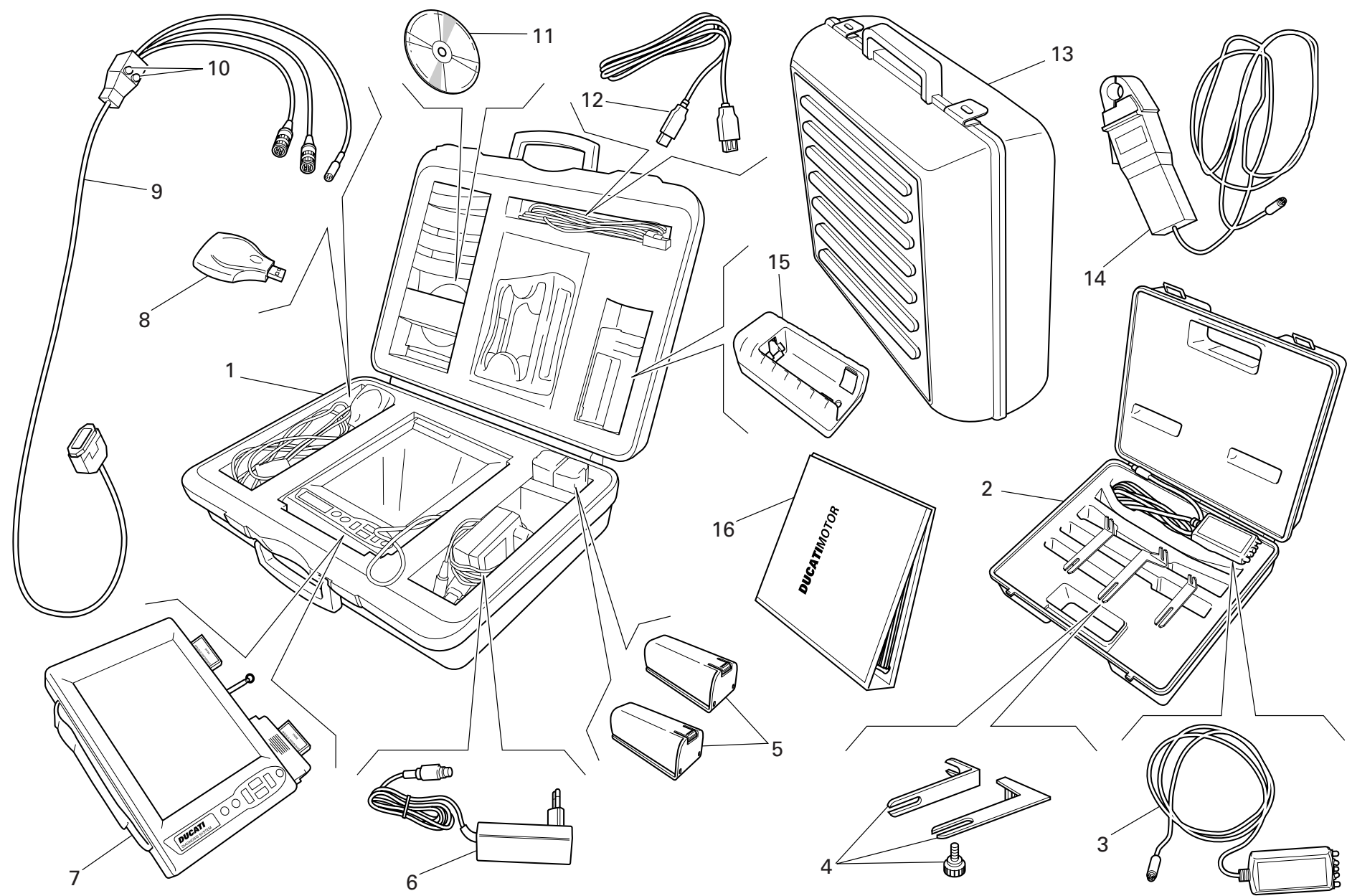
NOTES NO.	CODE NO.	DESCRIPTION	VALIDITY	Q.TY 
-----------	----------	-------------	----------	--




DRAWING 001b WORKSHOP SPECIAL TOOLS

NOTES NO.	CODE NO.	DESCRIPTION	VALIDITY	Q.TY 
1	88713.1072	Stopper for driving the half bearing of the steering head base		1
2	88713.1068	Stopper for assembling the rear fork roller bearings		1
3	677.4.003.1A	Coupling		1
4	88713.1074	Stopper for disassembling the swingarm pivot		1
5	88713.1077	Wrench for seat lock nut		1
6	88713.1037	Wrench for adjusting the steering head		1
7	88713.1058	Wrench for assembling the steering head cap		1
8	8000.70139	Wrench for front wheel spindle		1
9	88713.1062	Tool for assembling the steering head bearings		1
10	88713.1071	Stopper for assembling the rocker needle bearings		1
11	88713.1057	Stopper for inserting the steering damper bearing		1
12	88713.0957	Tool for holding SHOWA fork spacer		1
13	88713.1344	Tool for assembling chain		1
14	88713.1096	Tool for overhauling SHOWA forks - assembling seal ring		1
15	88713.2409	Tool for assembling the swingarm ball bearings		1

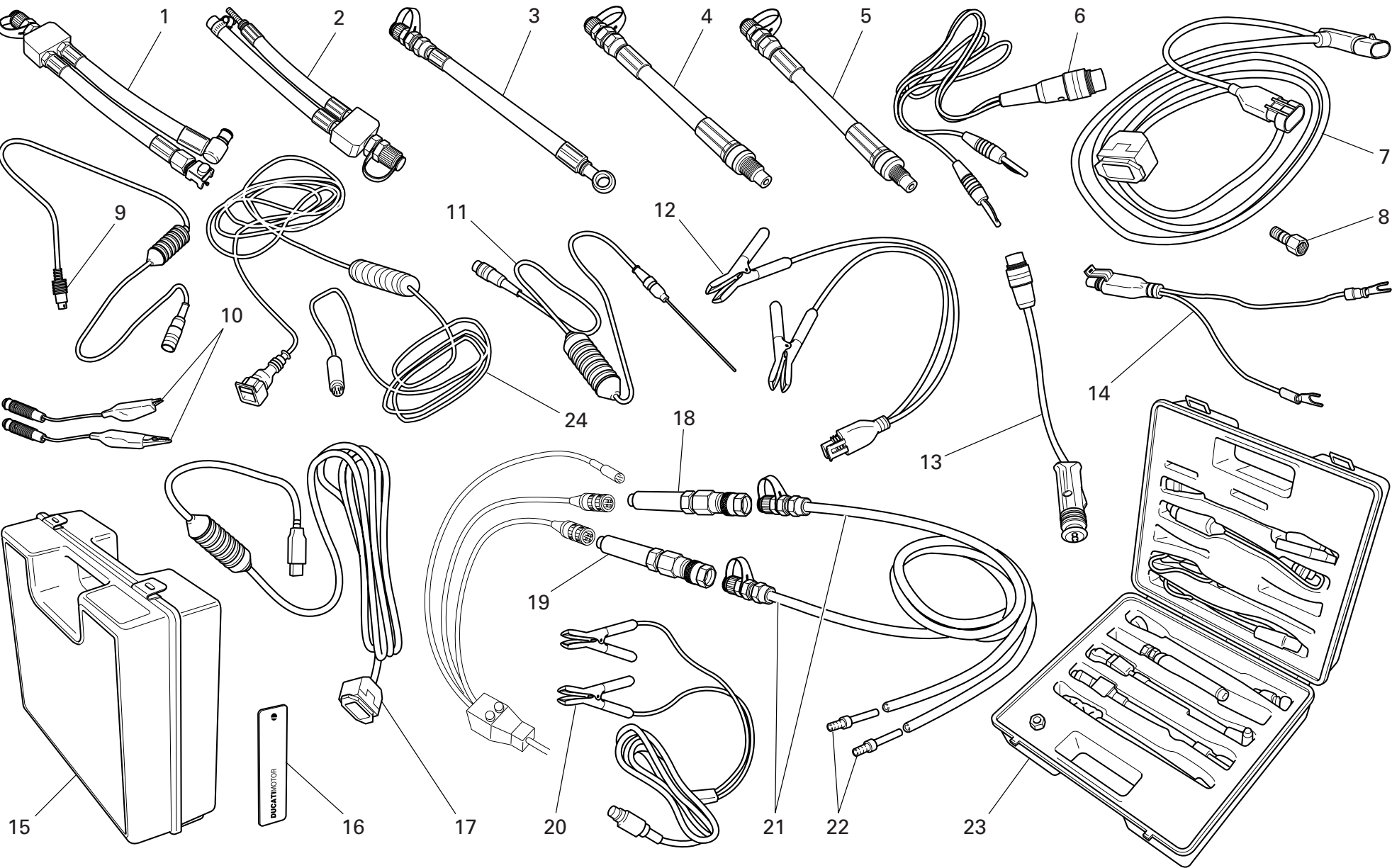
NOTES NO.	CODE NO.	DESCRIPTION	VALIDITY	Q.TY 
-----------	----------	-------------	----------	--




DRAWING 001c DIAGNOSIS TESTER DDS

NOTES NO.	CODE NO.	DESCRIPTION	VALIDITY	Q.TY 
1	97900.0215	DDS (Ducati Diagnosis System) + manifold vacuum meter. kit		1
2	97900.0002	Belt tensioning kit		1
3	88765.1371	Sensor		1
4	88765.1374	Bracket		1
5	97900.0216	Battery		2
6	97900.0224	Feeder		1
7	97900.0211	Bare DDS		1
8	97900.0225	(USB) Memory card reader		1
9	97900.0222	Main cable 1060838		1
10	97900.0219	Fuse		2
11	97900.0223	Software DDS CD		1
12	97900.0226	(USB) Cable extension		1
13	97900.0229	Black case with sponge rubber		1
14	88765.1126V	Amperometer plier		1
15	97900.0217	Battery charger		1
16	97900.0232	DDS manual		1

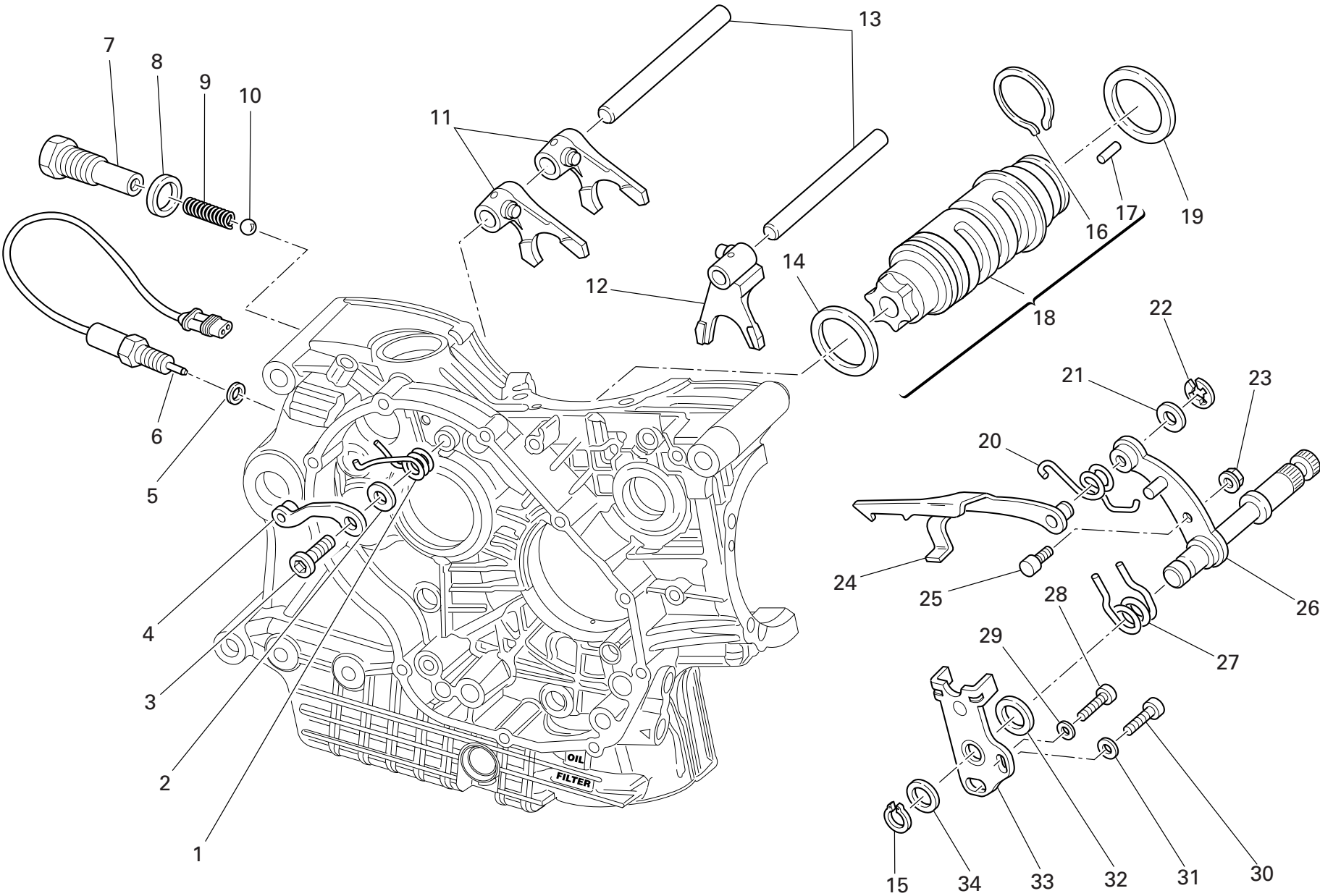
NOTES NO.	CODE NO.	DESCRIPTION	VALIDITY	Q.TY 
-----------	----------	-------------	----------	--




DRAWING 001d WORKSHOP SPECIAL TOOLS

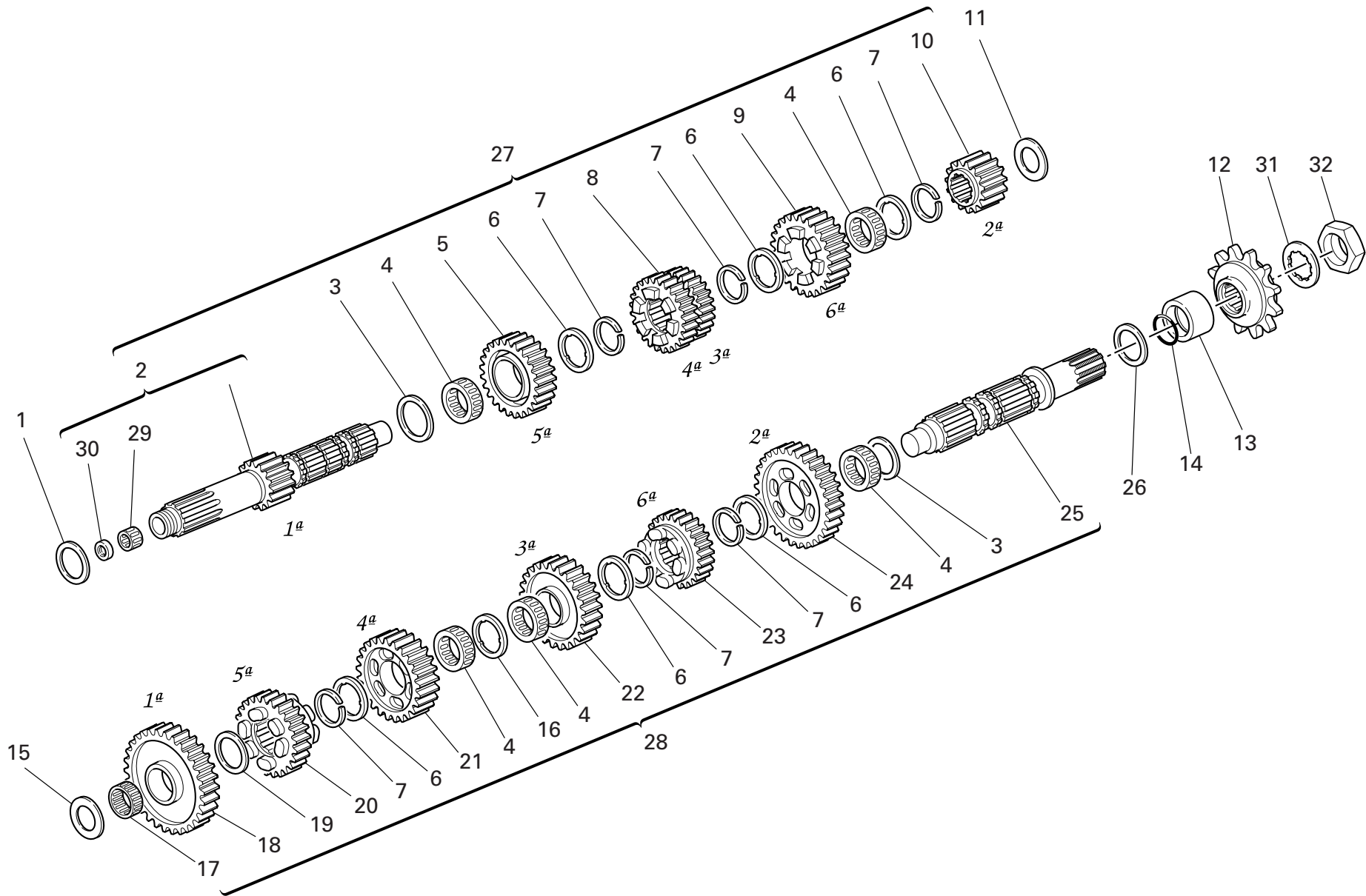
NOTES NO.	CODE NO.	DESCRIPTION	VALIDITY	Q.TY 
1	590.1.189.1A	Fuel pressure line HS.		1
2	590.1.190.1A	Fuel pressure line ST/SS/M.		1
3	875.1.065.1A	Oil pressure line		1
4	552.1.037.1A	Fitting - cylinder compression M12		1
5	552.1.038.1A	Fitting - cylinder compression M10		1
6	514.1.037.1A	Cable Volt PF DUC 21		1
7	97900.0227	Main cable D607		1
8	814.1.114.1A	Oil pressure fitting		1
9	514.1.032.1A	Cable for supplementary tests		1
10	514.1.035.1A	Red clamp cable		1
10	514.1.036.1A	Black clamp cable		1
11	552.1.040.1A	Temperature probe		1
12	97900.0228	Battery connection adapter		1
13	514.1.033.1A	Electric lighter connection adapter (ST)		1
14	514.1.038.1A	Battery connection adapter		1
15	698.1.033.1A	Red case with sponge rubber		1
16	88765.1126T	DUCATI sticker RH/LH side		2
17	97900.0231	(USB) Adaptor		1
18	97900.0218	Depressure sensor		1
19	552.1.039.1A	Pressure sensor		1
20	97900.0230	Feeder		1
21	97900.0220	Depressure/pressure line		2
22	97900.0221	Union		4
23	97900.0003	Pressure kit		1
24	88765.1126C	Cable for potentiometer adjustment		1

NOTES NO.	CODE NO.	DESCRIPTION	VALIDITY	Q.TY 
-----------	----------	-------------	----------	--




NOTES NO.	CODE NO.	DESCRIPTION	VALIDITY	Q.TY 
1	799.1.049.1A	Return spring		1
2	852.1.053.2A	Washer		1
3	779.1.039.1A	Special screw		1
4	455.2.003.1A	Gear stopper assembly		1
5	852.5.024.1A	Gasket th.1		1
6	539.1.021.1A	Switch		1
7	779.1.203.2A	Push rod holder		1
8	0272.91.090	Gasket		1
9	0660.13.143	Gear selector spring		1
10	76835.1134	Ball		1
11	180.1.001.1A	1st,4th-2nd,3rd gear selector fork		2
12	180.1.002.1A	5th,6th gear selector fork		1
13	0660.13.070	Fork pin		2
14	852.1.005.1A	Shim th. 1		1
15	73500.1542	Circlip		1
16	882.1.006.1A	Needle retaining ring (square cross-section)		1
17	821.1.070.1A	Pin		6
18	182.2.018.1A	Complete gearbox drum		1
19	0660.13.060	Shim th. 1		1
19	852.1.094.1A	Shim th. 0.9		1
20	799.1.025.1A	Fork return spring		1
21	0400.09.050	Shim th. 0.5		1
21	0765.92.205	Shim th. 0.2		2
22	884.5.034.1A	Ring		1
23	748.1.040.1A	Nut		1
24	180.1.008.1A	Gearbox drum control fork		1

NOTES NO.	CODE NO.	DESCRIPTION	VALIDITY	Q.TY 
25	0660.13.165	Gearchange lever pin		1
26	821.1.001.1A	Pin with gearchange lever		1
27	0799.13.110	Gearchange lever return spring		1
28	771.5.067.8B	Screw		1
29	852.1.172.1A	Washer		1
30	771.5.123.8B	Screw		1
31	852.1.174.1A	Washer		1
32	881.1.012.1A	Centering ring		1
33	826.1.009.1A	Stopper plate		1
34	0400.29.125	Shim th. 0.2		2
34	0400.29.126	Shim th. 0.5		1



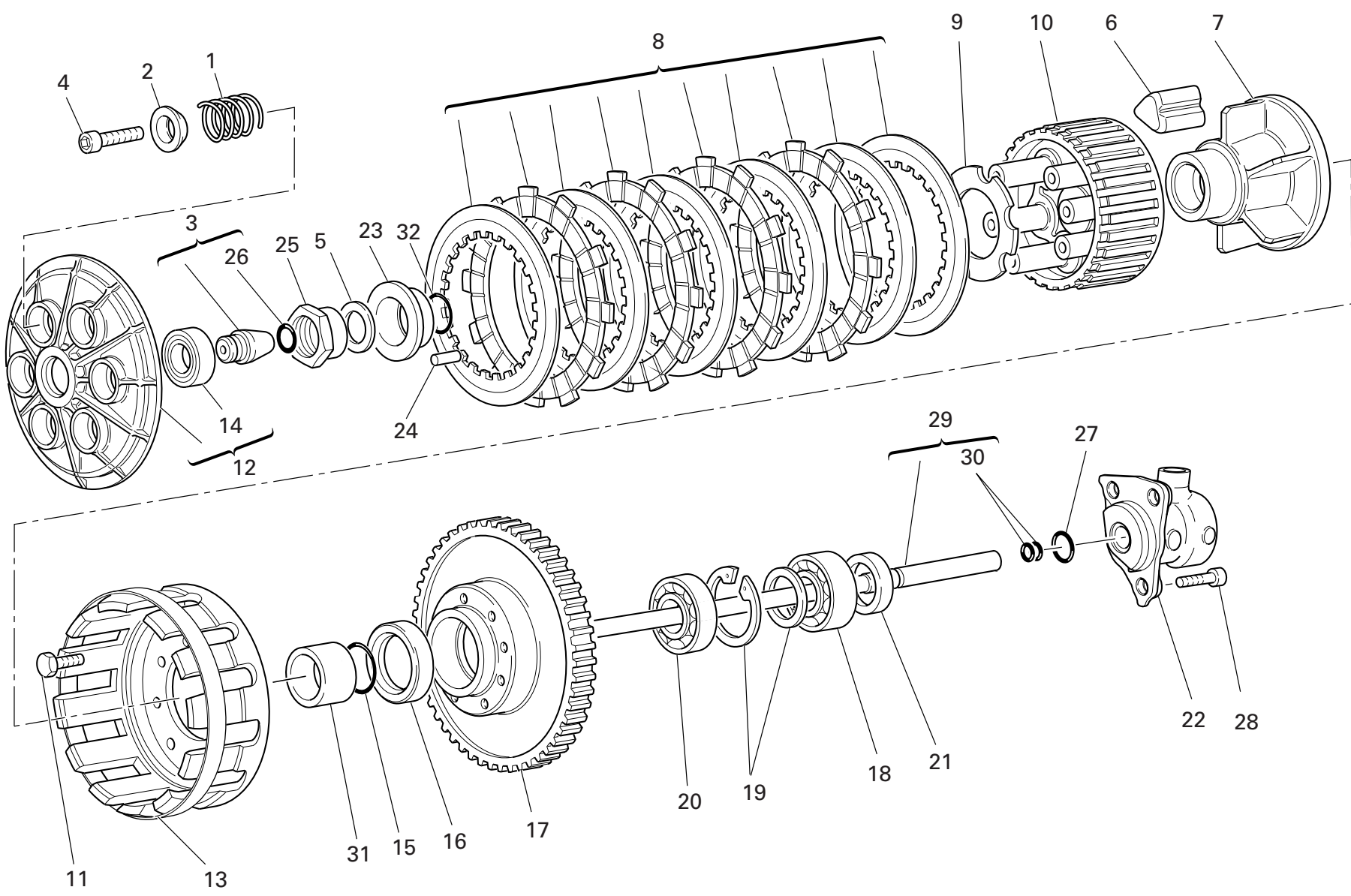
DRAWING 003 GEAR-BOX

NOTES NO.	CODE NO.	DESCRIPTION	VALIDITY	Q.TY 
1	0251.47.054	Shim th. 1.2		1
2	150.2.006.1B	Gearbox main shaft		1
3	0670.16.150	Shim th. 0.5		2
4	701.4.005.1A	Needle bearing		5
5	172.1.004.1C	Driving gear 5th sp.		1
6	856.1.001.1A	Grooved washer th. 0.5		6
7	0670.16.145	Snap ring		6
8	172.1.003.1C	Driving gear 3rd/4th sp.		1
9	172.1.005.1C	Driving gear 6th sp.		1
10	172.1.002.1B	Driving gear 2nd sp.		1
11	713.1.014.1E	Shim th. 1.6		1
11	713.1.266.1A	Spacer th. 3,15		1
12	449.1.050.1A	Chain sprocket Z=14		1
13	713.1.157.1A	Spacer		1
14	930.4.023.1A	O-ring		1
15	713.1.014.1E	Shim th. 1.6		1
16	856.1.031.1A	Grooved washer th. 0.5		1
17	76402.0002	Needle bearing		1
18	172.1.006.1B	Driven gear 1st sp.		1
19	0670.16.155	Shim th. 1		1
20	172.1.010.1C	Driven gear 5th sp.		1
21	172.1.009.1C	Driven gear 4th sp.		1
22	172.1.008.1C	Driven gear 3rd sp.		1
23	172.1.011.1C	Driven gear 6th sp.		1
24	172.1.007.1B	Driven gear 2nd sp.		1
25	149.1.032.3A	Gearbox lay shaft		1

NOTES NO.	CODE NO.	DESCRIPTION	VALIDITY	Q.TY 
26	0670.16.170	Shim th. 0.8		1
27	150.2.047.2A	Complete main shaft		1
28	150.2.053.2A	Complete lay shaft		1
29	702.5.044.1A	Needle bearing		1
30	930.4.049.1A	Seal ring		1
31	851.1.004.1A	Lock washer		1
32	750.1.007.1A	Nut		1


DRAWING 004

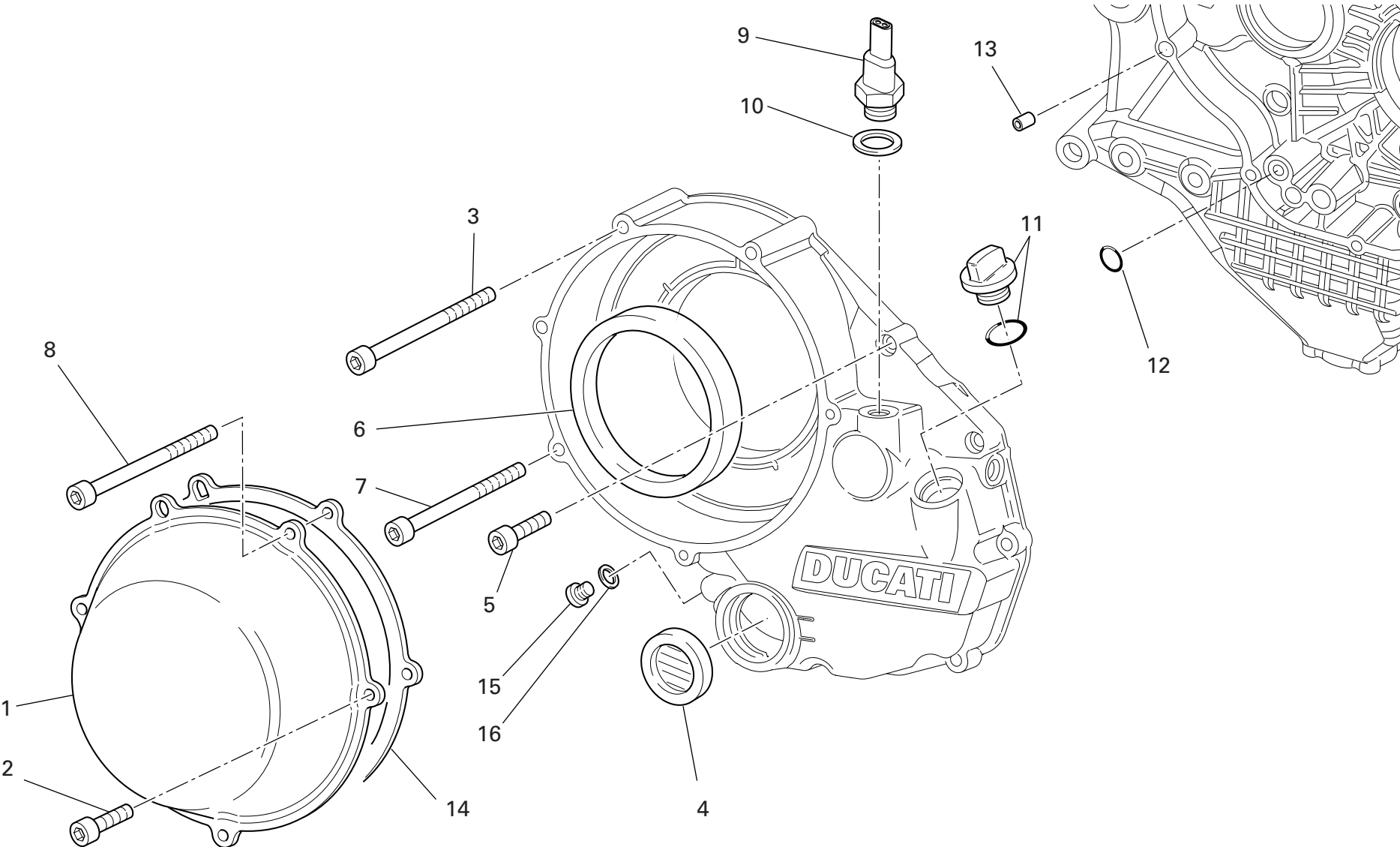
CLUTCH




DRAWING 004 CLUTCH

NOTES NO.	CODE NO.	DESCRIPTION	VALIDITY	Q.TY 
1	0659.16.555	Clutch spring		6
2	841.1.002.2A	Retainer		6
3	818.2.009.1A	Clutch control pin		1
4	771.5.043.8B	Screw		6
5	851.4.001.1A	Lock washer		1
6	764.1.003.1B	Rubber pad		12
7	162.1.001.1B	Plate holder hub		1
8	190.2.011.1A	Clutch plates set		1
9	851.1.001.1B	Lock washer		1
10	196.1.001.2B	Clutch drum		1
11	70610.8120	Screw		8
12	194.2.015.1A	Pressure plate		1
13	198.1.029.1A	Clutch housing		1
14	702.5.016.1A	Bearing		1
15	463.2.053.7A	O-ring		1
16	930.4.035.1A	Seal ring		1
17	170.2.032.1A	Clutch/crankshaft gears pair		1
18	75113.2566	Bearing		1
19	881.2.001.1A	Circlip - spacer		1
20	702.4.017.1A	Bearing		1
21	0660.16.145	Spacer		1
22	195.4.003.1A	Piston assembly		1
23	710.1.002.1A	Bush		1
24	74224.0570	Pin		1
25	750.1.002.1B	Nut		1
26	0400.17.030	O-ring		1

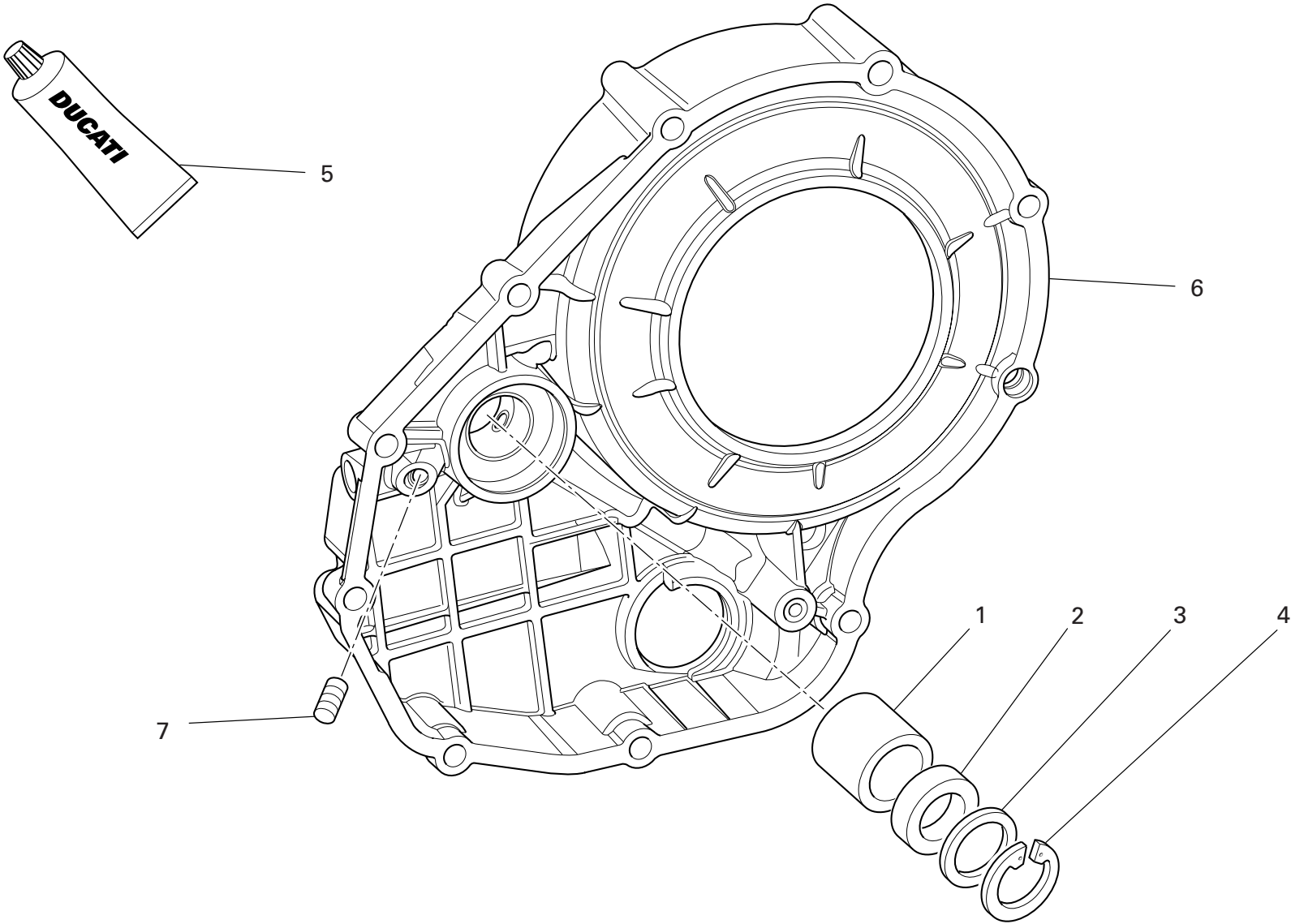
NOTES NO.	CODE NO.	DESCRIPTION	VALIDITY	Q.TY 
27	886.4.043.1A	O-ring		1
28	771.5.065.2BB	Screw		3
29	117.2.006.1A	Clutch control rod		1
30	93823.2018	O-ring		2
31	713.1.012.1B	Spacer		1
32	93823.0128	O-ring		1




DRAWING 005 CLUTCH COVER

NOTES NO.	CODE NO.	DESCRIPTION	VALIDITY	Q.TY
				
1	243.1.025.1AD	Clutch protection cover		1
2	771.1.026.1A	Screw		2
3	771.5.078.8B	Screw		1
4	254.4.001.2A	Oil level sight glass		1
5	771.5.069.8B	Screw		6
6	930.4.034.1A	Ring		1
7	771.5.079.8B	Screw		1
8	771.1.027.1A	Screw		2
9	539.4.030.1A	Switch		1
10	852.1.195.1A	Gasket th.2		1
11	893.2.013.1A	Complete cap		1
12	93827.0114	O-ring		3
13	0400.49.240	Locating bush		1
14	788.1.052.1A	Clutch cover gasket		1
15	780.5.001.1A	Cap		1
16	852.5.024.1A	Gasket th.1		1

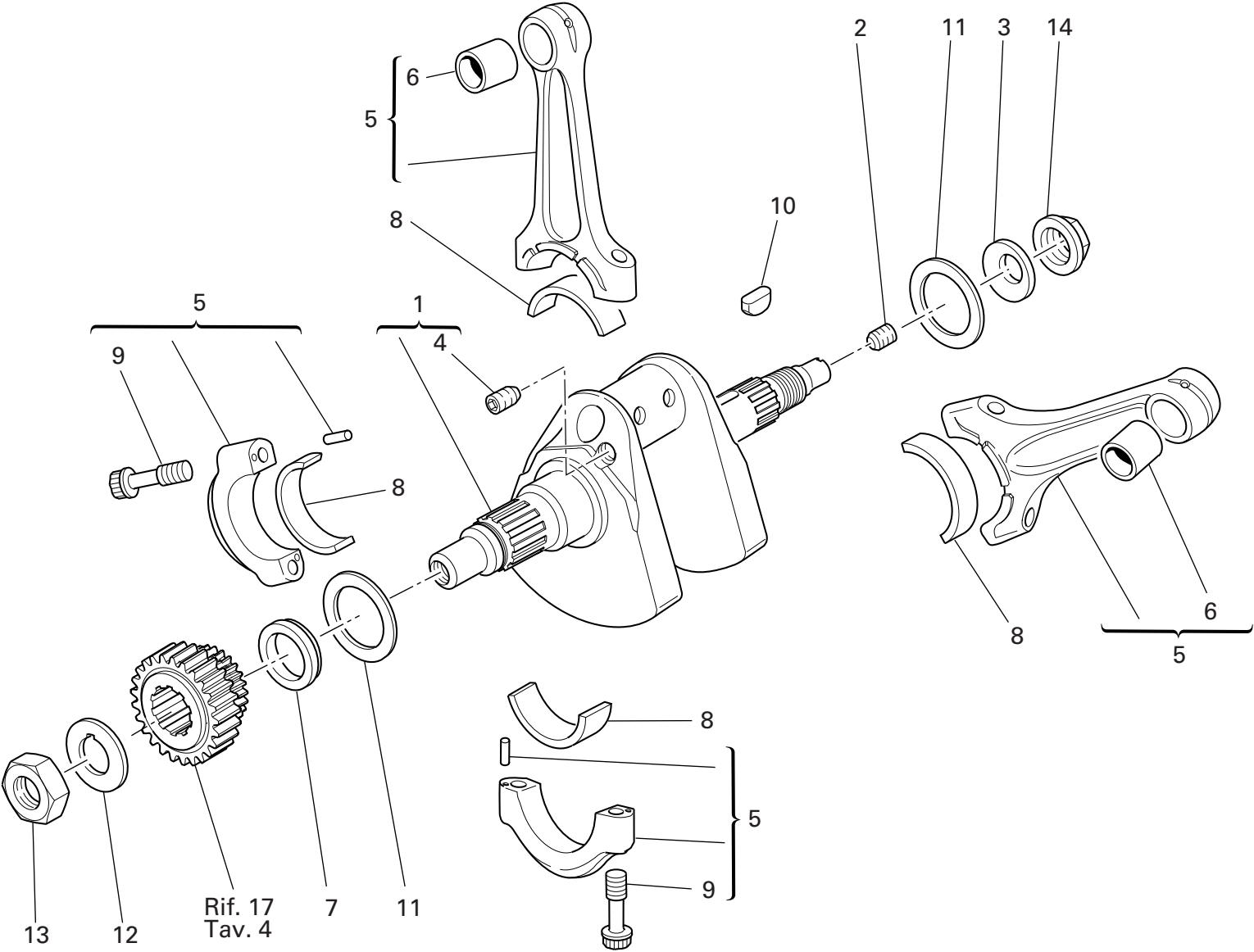
NOTES NO.	CODE NO.	DESCRIPTION	VALIDITY	Q.TY
				



DRAWING 005a CLUTCH COVER


NOTES NO.	CODE NO.	DESCRIPTION	VALIDITY	Q.TY 
1	0665.49.680	Bush		1
2	930.4.021.1A	Seal ring		1
3	852.1.135.1A	Shim th. 1		1
4	884.5.013.1A	Circlip		1
5	94247.0014	Fluid sealant		1
6	243.2.038.3A	Cover clutch side		1
7	417.6.011.3A	Threaded dowel		1

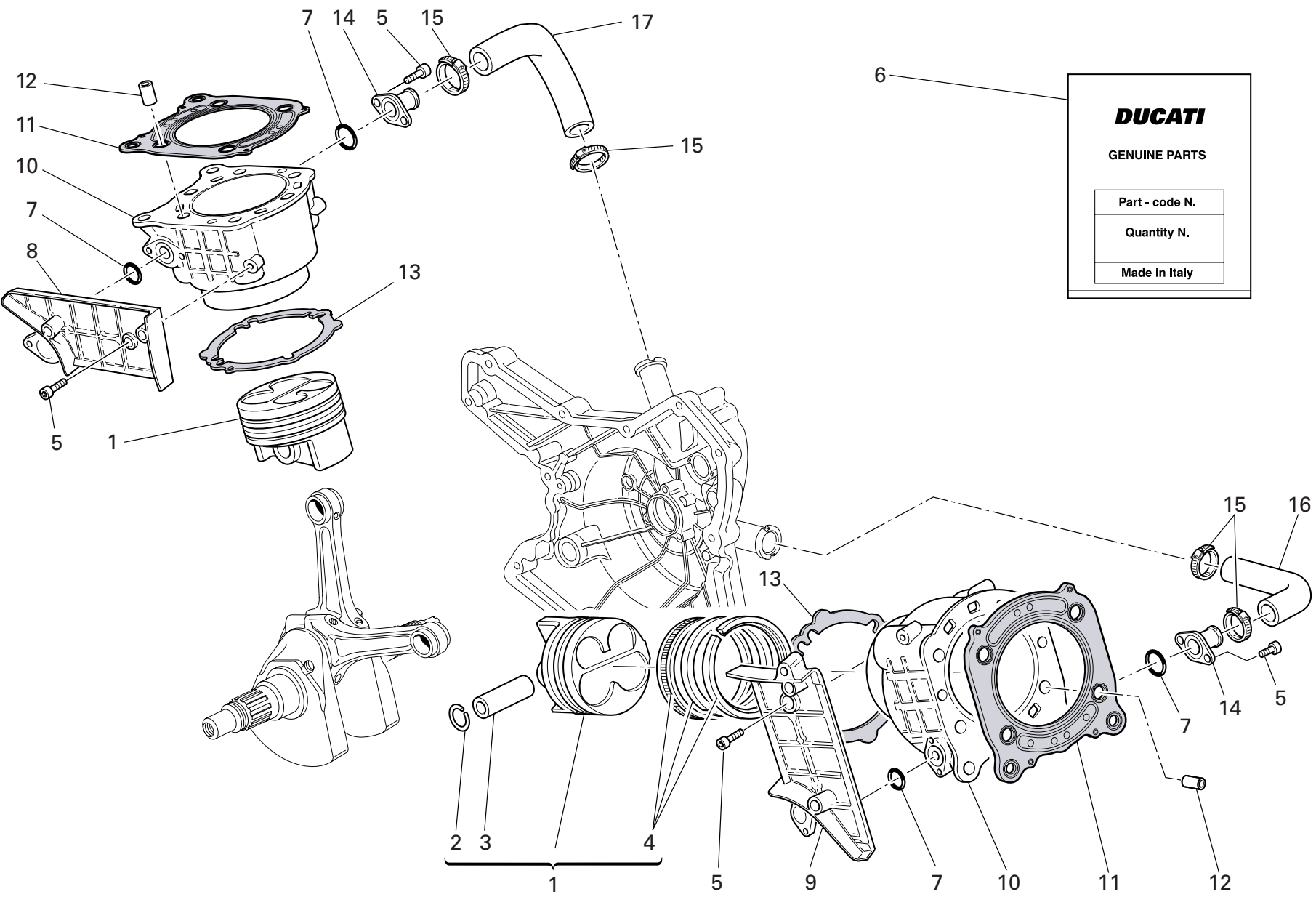
NOTES NO.	CODE NO.	DESCRIPTION	VALIDITY	Q.TY 




DRAWING 006 CRANKSHAFT

NOTES NO.	CODE NO.	DESCRIPTION	VALIDITY	Q.TY 
1	146.2.125.1A	Crankshaft		1
2	779.1.109.1A	Special screw		1
3	799.1.051.2A	Spring washer		1
4	72121.2106	Threaded dowel		1
5	158.2.020.1A	Connecting rods pair		1
6	711.1.089.1A	Bush		2
7	710.1.061.1A	Spacer		1
8	112.1.012.1AC	Half-bearing (YELLOW)		2
8	112.1.012.1AB	Half-bearing (BLUE)		2
9	779.1.007.2A	Special screw		4
10	0755.29.025	Woodruff key		2
11	852.1.104.1A	Shim th. 1.9		2
11	852.1.104.1B	Shim th. 1.95		2
11	852.1.104.1C	Shim th. 2		2
11	852.1.104.1D	Shim th. 2,05		2
11	852.1.104.1E	Shim th. 2,1		2
11	852.1.104.1F	Shim th. 2,15		2
11	852.1.104.1G	Shim th. 2.2		2
11	852.1.104.1H	Shim th. 2.25		2
11	852.1.104.1I	Shim th. 2.3		2
11	852.1.104.1J	Shim th. 2.35		2
11	852.1.104.1K	Shim th. 2,4		2
11	852.1.104.1L	Shim th. 2,45		2
11	852.1.104.1M	Shim th. 2.5		2
11	852.1.104.1N	Shim th. 2.55		2
12	851.1.010.1A	Lock washer		1

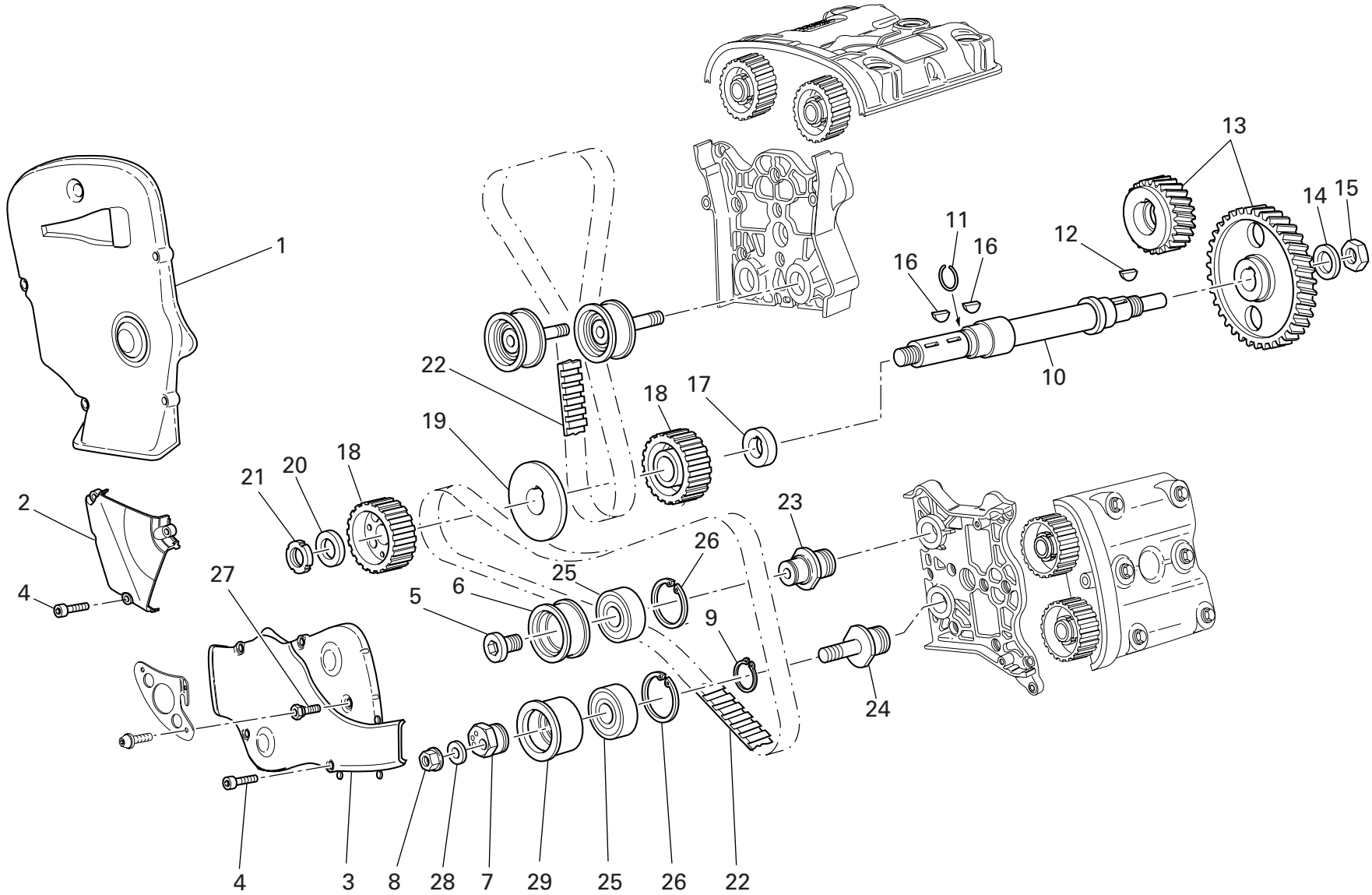
NOTES NO.	CODE NO.	DESCRIPTION	VALIDITY	Q.TY 
13	750.1.057.1A	Nut		1
14	750.1.012.2A	Nut		1



DRAWING 007 CYLINDERS - PISTONS


NOTES NO.	CODE NO.	DESCRIPTION	VALIDITY	Q.TY 
1	122.2.115.1A	Complete piston ø90		2
2	121.1.079.1A	Piston pin circlip		4
3	121.1.157.1A	Piston pin		2
4	121.2.036.1A	Piston rings set		2
5	771.5.065.8B	Screw		10
6	791.2.035.2A	Gaskets set		1
7	886.5.011.1A	O-Ring		4
8	247.1.120.1A	Cover		1
9	247.1.155.2A	Cover		1
10	120.2.138.1A	Cylinder-piston fit		2
11	786.1.070.2A	Head-cylinder gasket		2
12	711.1.093.2A	Bush		4
13	786.1.087.1A	Cylinder-crankcase gasket th. 0.4		2
14	814.1.081.1A	Water inlet union to cylinders		2
15	741.4.002.1A	Hose guide		4
16	800.1.123.1A	Horizontal cylinder water inlet hose		1
17	800.1.122.1A	Vertical cylinder water inlet hose		1

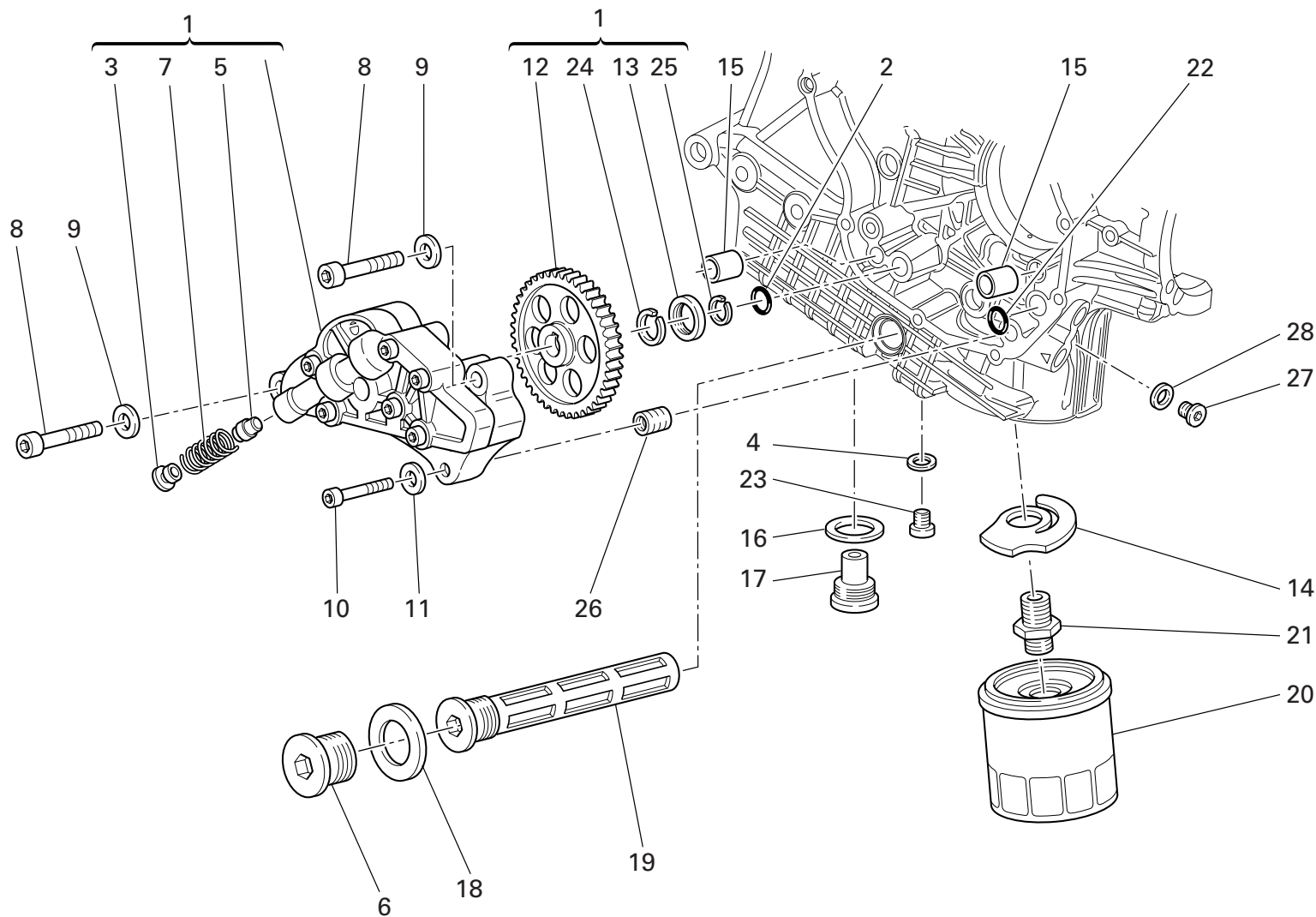
NOTES NO.	CODE NO.	DESCRIPTION	VALIDITY	Q.TY 
-----------	----------	-------------	----------	--




DRAWING 008 TIMING

NOTES NO.	CODE NO.	DESCRIPTION	VALIDITY	Q.TY 
1	245.1.061.1A	Vertical belt outer cover (BLACK)		1
2	245.1.062.1A	Outer central cover (BLACK)		1
3	245.1.060.1A	Horizontal belt outer cover (BLACK)		1
4	773.5.069.8B	Screw		11
5	779.1.187.1A	Setscrew		2
6	451.1.018.2A	Bush		2
7	451.1.043.1A	Tensioner eccentric		2
8	748.1.044.1A	Nut		2
9	73500.2054	Snap ring		2
10	147.1.014.1A	Timing lay shaft		1
11	882.1.003.1A	Snap ring		1
12	0755.29.025	Woodruff key		2
13	171.2.067.1A	Timing gears pair		1
14	851.1.013.1A	Lock washer		1
15	0124.40.060	Hexagon nut		1
16	74172.1008	Woodruff key		2
17	716.1.073.2A	Spacer		1
18	255.1.010.2B	Timing belt roller		2
19	856.1.062.2A	Belt roller separating washer		1
20	716.1.072.2A	Spacer		1
21	703.5.006.2A	Elastic-stop ring nut		1
22	737.4.012.4A	Timing drive toothed belt		2
23	451.1.017.1A	Fixed tensioner roller pin		2
24	451.1.044.1A	Tensioner roller pin		2
25	702.4.058.1A	Bearing		4
26	73503.3804	Circlip		4

NOTES NO.	CODE NO.	DESCRIPTION	VALIDITY	Q.TY 
27	684.1.054.1A	Stud bolt		2
28	853.1.002.1A	Spring washer		2
29	451.1.042.1A	Movable tensioner roller bush		2

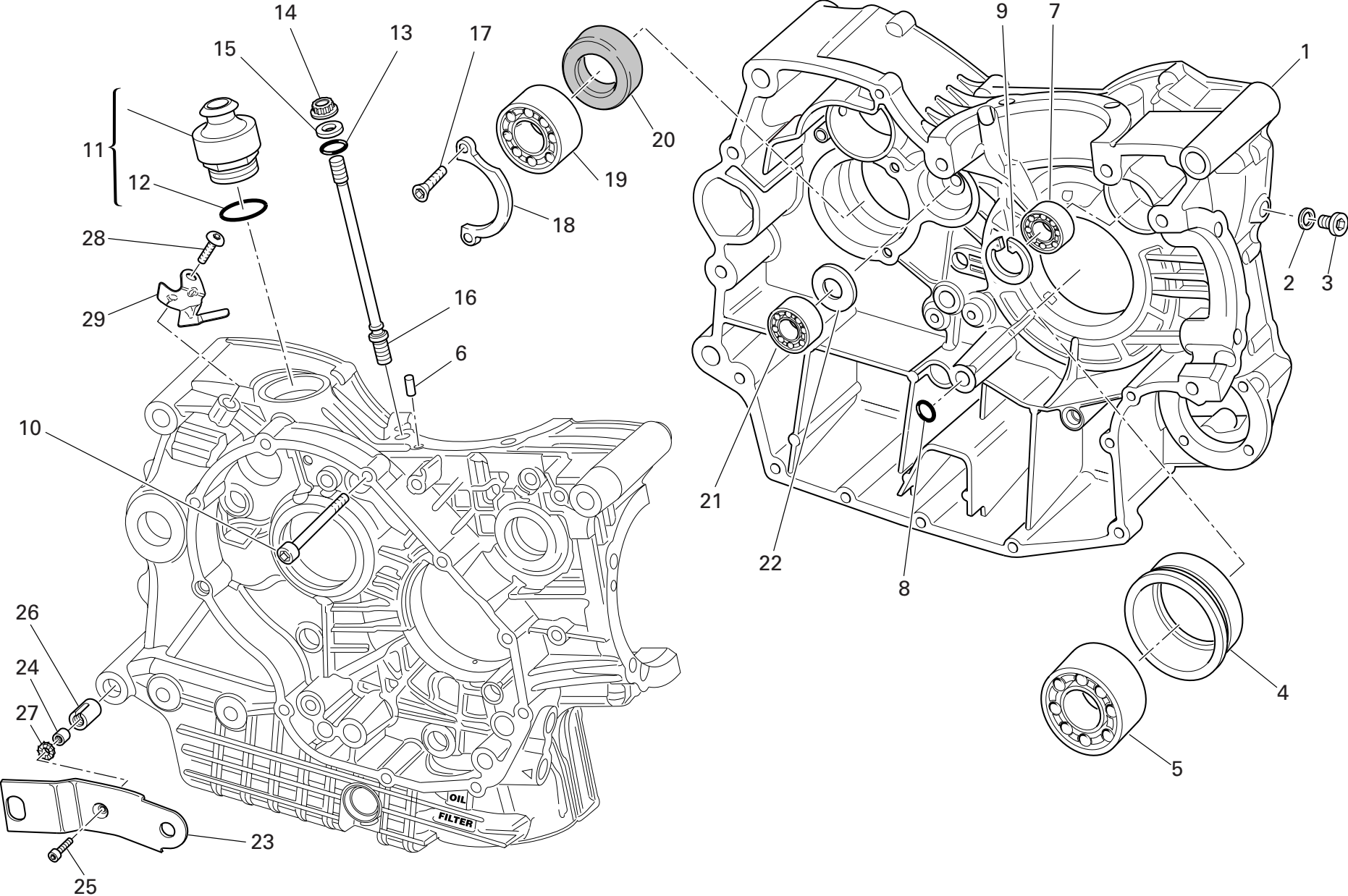


NOTES NO.	CODE NO.	DESCRIPTION	VALIDITY	Q.TY 
1	174.2.025.6A	Complete oil pump		1
2	886.4.037.1A	O-ring		1
3	780.1.018.1A	Bypass cap		1
4	852.1.120.1A	Aluminium gasket		1
5	593.1.018.1A	Bypass valve		1
6	873.1.037.1A	Cap		1
7	799.1.055.1A	Bypass spring		1
8	771.5.129.8B	Screw		2
9	853.1.002.1A	Spring washer		2
10	771.5.069.8B	Screw		1
11	853.1.004.1A	Spring washer		1
12	174.1.025.2A	Pump drive gear		1
13	710.1.001.1A	Bush		1
14	799.2.077.2A	Bypass spring		1
15	0759.49.280	Locating bush		2
16	220.3.208.3A	Gasket		1
17	780.2.047.1A	Oil drain plug with magnet		1
18	852.5.005.1A	Gasket th.1,5		1
19	894.2.009.1A	Oil filter		1
20	444.4.003.4A	Oil filter cartridge		1
21	815.1.028.1A	Nipple		1
22	93827.0114	O-ring		1
23	779.1.198.2A	Cap		1
24	884.4.042.1A	Snap ring		1
25	884.5.036.1A	Circlip		1
26	0670.49.310	Reduction bush		1

NOTES NO.	CODE NO.	DESCRIPTION	VALIDITY	Q.TY 
27	779.1.162.2A	Cap		1
28	852.1.195.1A	Gasket th.2		1

DRAWING 010

HALF CRANKCASES




DRAWING

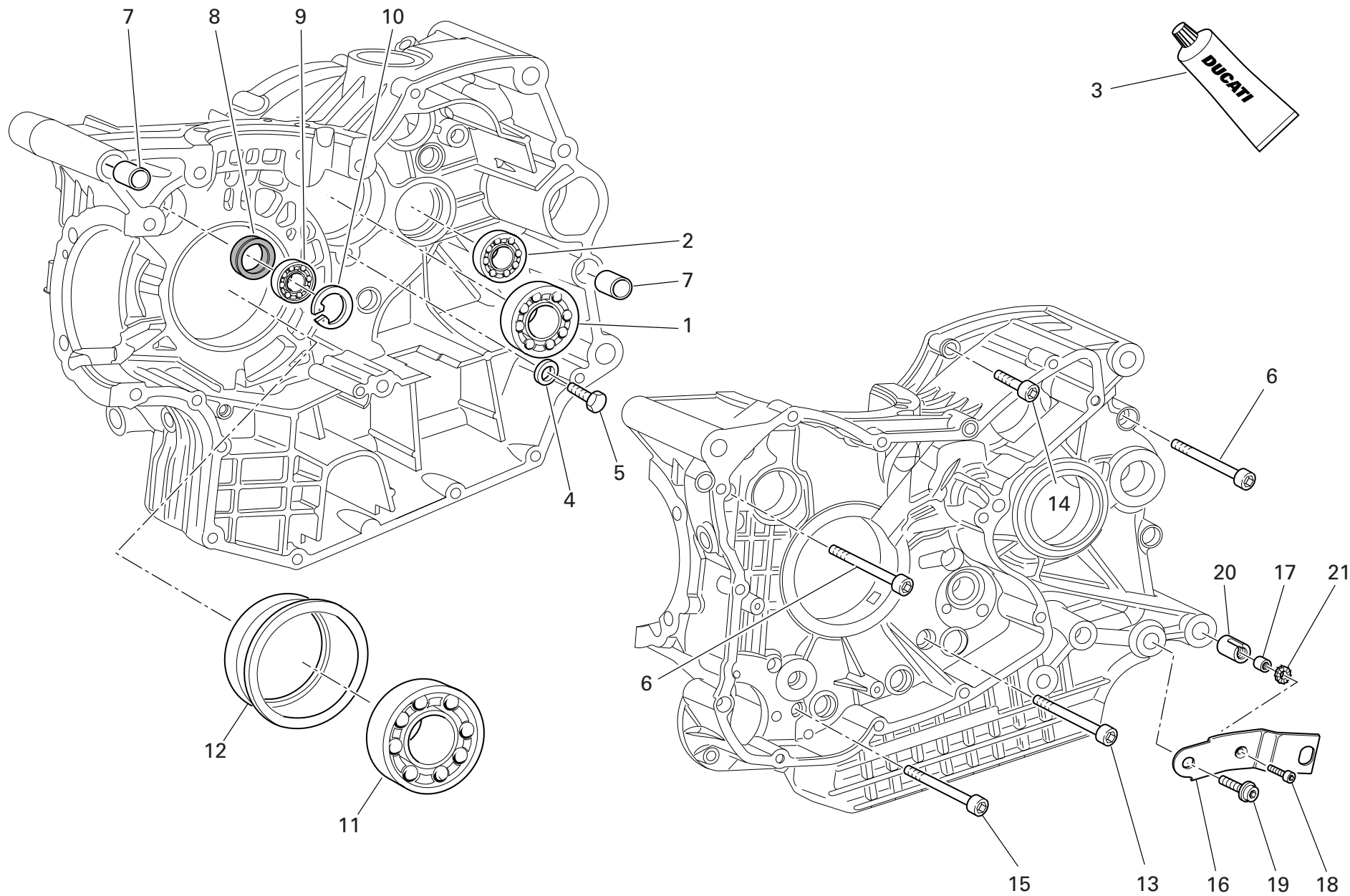
010

HALF CRANKCASES


NOTES NO.	CODE NO.	DESCRIPTION	VALIDITY	Q.TY
				
1	225.2.144.1A	Complete half-crankcases pair		1
2	852.5.026.1A	Aluminium gasket th.1,5		1
3	779.1.026.2A	Screw		1
4	710.1.070.1A	Bearing holder bush		1
5	75191.3380	Bearing		1
6	860.1.004.1A	Locating dowel		2
7	702.5.008.1A	Bearing		1
8	93827.0114	O-ring		1
9	73503.3380	Circlip		1
10	771.5.136.8B	Screw		2
11	593.1.003.1B	Breather valve		1
12	93823.3156	O-ring		1
13	0400.17.030	O-ring		8
14	748.1.050.1A	Nut		8
15	856.1.064.2A	Special washer		8
16	766.1.045.1A	Stud bolt for fastening head cylinder		8
17	72094.1616	Screw		2
18	826.1.012.1A	Keep plate		1
19	702.4.013.1A	Bearing		1
20	930.4.022.1A	Seal ring		1
21	702.4.033.1A	Bearing		1
22	0370.49.250	Washer		1
23	830.1.261.1A	R.H. bracket		1
24	711.1.072.1A	Bush		1
25	771.5.669.8B	Screw		1
26	710.1.032.1A	Bush		1

NOTES NO.	CODE NO.	DESCRIPTION	VALIDITY	Q.TY
				
27	852.4.008.1A	Nylon washer		1
28	775.1.062.2A	Special screw		1
29	829.1.439.1A	Holder sensor		1

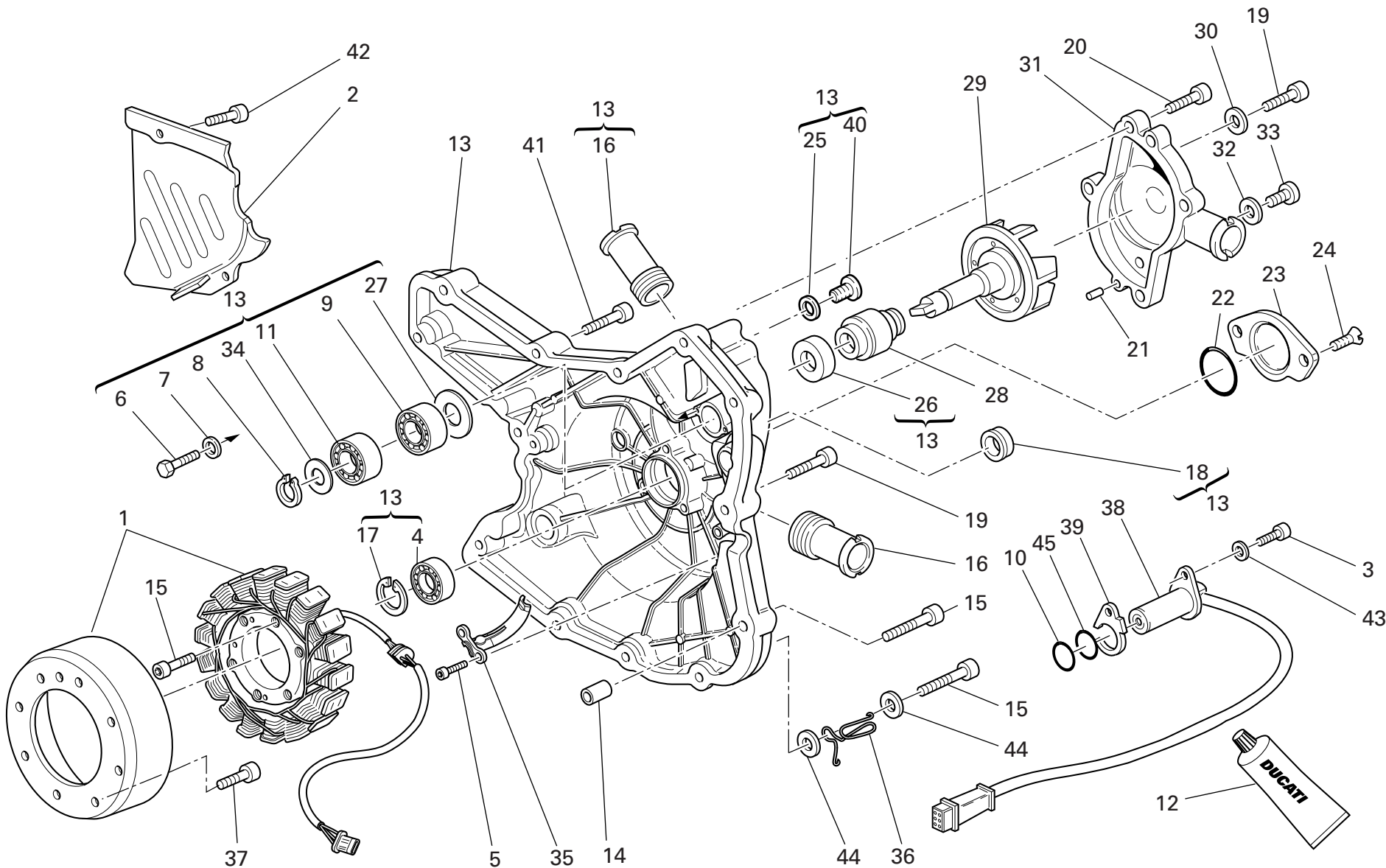
DRAWING 010a HALF CRANKCASES



DRAWING 010a HALF CRANKCASES

NOTES NO.	CODE NO.	DESCRIPTION	VALIDITY	Q.TY
				
1	702.5.019.1A	Bearing		1
2	702.4.033.1A	Bearing		1
3	94247.0014	Fluid sealant		1
4	713.1.140.1A	Spacer		2
5	770.5.250.8B	Screw		2
6	771.5.136.8B	Screw		4
7	711.1.095.1A	Bush		2
8	93785.1830	Seal ring		1
9	75794.1542	Bearing		1
10	73503.3380	Circlip		1
11	702.4.020.1A	Bearing		1
12	710.1.069.1A	Bearing holder bush		1
13	779.1.029.2A	Special screw		1
14	771.5.072.8B	Screw		7
15	771.5.080.8B	Screw		2
16	830.1.262.1A	L.H. bracket		1
17	711.1.072.1A	Bush		1
18	771.5.669.8B	Screw		1
19	771.1.042.1A	Screw		1
20	710.1.032.1A	Bush		1
21	852.4.008.1A	Nylon washer		1

NOTES NO.	CODE NO.	DESCRIPTION	VALIDITY	Q.TY
				




DRAWING

011

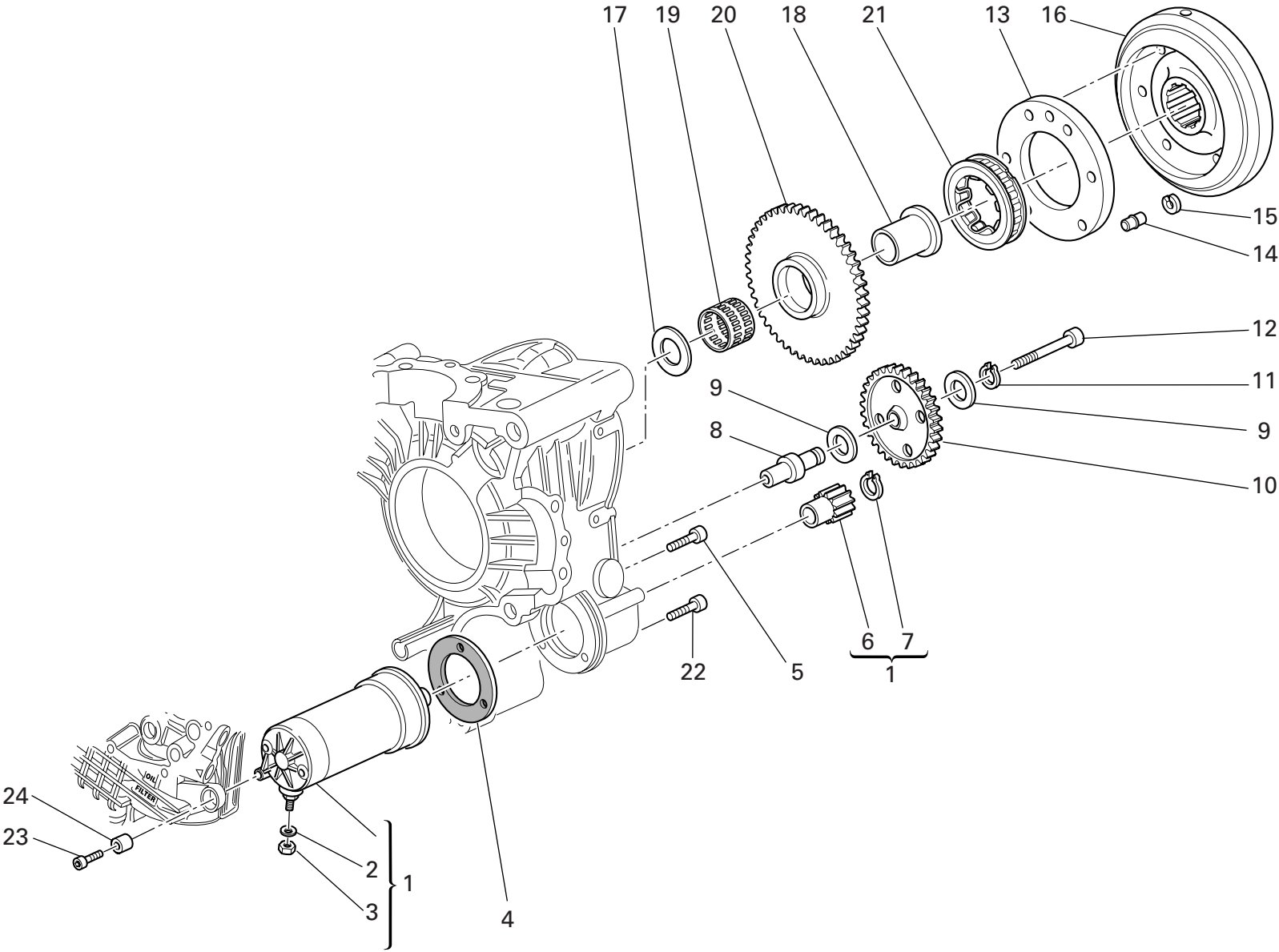
WATER PUMP - ALTERNATOR COVER

NOTES NO.	CODE NO.	DESCRIPTION	VALIDITY	Q.TY 
1	264.4.017.1A	Generator		1
2	247.1.083.1A	Chain cover (BLACK)		1
3	771.5.065.8B	Screw		1
4	702.5.008.1A	Bearing		1
5	771.5.064.8B	Screw		2
6	770.5.250.8B	Screw		2
7	852.1.172.1A	Washer		2
8	884.5.011.1A	A 10 Ring		1
9	702.4.010.2A	Bearing		1
10	886.4.003.1A	O-ring		1
11	702.4.009.1A	Bearing		1
12	94247.0014	Fluid sealant		1
13	242.2.054.3A	Generator cover		1
14	0400.49.240	Locating bush		2
15	771.5.071.8B	Screw		6
16	668.1.001.3A	Water pump delivery filler		2
17	73503.3380	Circlip		1
18	93783.1524	Seal ring		1
19	771.5.069.8B	Screw		10
20	771.5.066.8B	Screw		5
21	860.1.004.1A	Locating dowel		2
22	886.4.035.1A	O-ring		1
23	247.1.002.1BC	Cover		1
24	777.5.049.8B	Screw		2
25	852.1.120.1A	Aluminium gasket		1
26	930.5.005.1A	Seal		1

NOTES NO.	CODE NO.	DESCRIPTION	VALIDITY	Q.TY 
27	713.1.128.1B	Spacer		1
28	930.5.006.2B	Mechanical seal		1
29	251.2.008.1A	Water pump fan		1
30	852.5.023.1A	Gasket		1
31	247.2.166.2A	Complete water pump cover		1
32	852.5.024.1A	Gasket th.1		1
33	780.5.001.1A	Cap		1
34	852.1.114.1A	Washer		1
35	830.1.235.1A	Bracket		1
36	881.1.051.1A	Holder		1
37	779.4.075.1A	Screw		8
38	552.4.020.1A	Sensor		1
39	788.1.076.1A	Gasket th.0,6		1
39	788.1.076.1AA	Gasket th.0,8		1
39	788.1.076.1AB	Gasket th.1,0		1
40	779.1.198.2A	Cap		1
41	771.5.067.8B	Screw		2
42	771.1.039.1A	Screw		2
43	853.1.003.1A	Spring washer		1
44	852.5.028.1A	Washer		2
45	886.4.033.1A	O-ring		1

DRAWING 012

ELECTRIC STARTER AND IGNITION



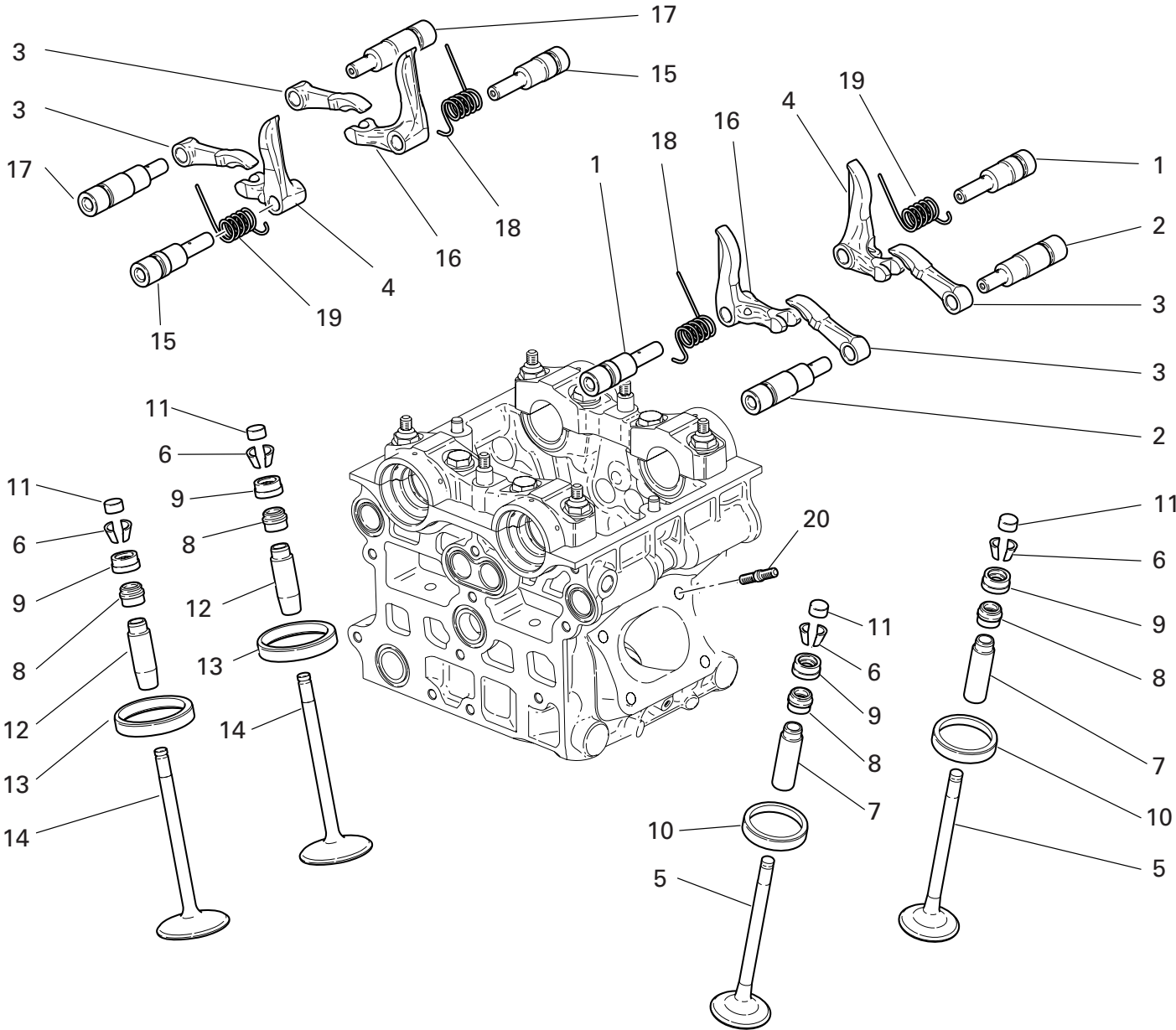
DRAWING 012 ELECTRIC STARTER AND IGNITION

NOTES NO.	CODE NO.	DESCRIPTION	VALIDITY	Q.TY 
1	270.4.005.1A	Complete starter motor		1
2	853.1.003.1A	Spring washer		1
3	750.1.121.1A	Nut		1
4	788.1.054.2A	Starter motor gasket		1
5	771.5.066.8B	Screw		2
6	176.1.001.1A	Starter motor sprocket		1
7	884.5.036.1A	Circlip		1
8	0660.50.020	Intermediate gear pin		1
9	856.1.071.1A	Washer		1
10	176.1.009.1A	Intermediate gear assembly		1
11	73500.1440	Circlip		1
12	771.5.078.8B	Screw		1
13	160.1.057.1A	Flange		1
14	863.1.002.1A	Locating pin		1
15	882.1.012.1A	Check ring		1
16	276.1.038.1A	Ignition flywheel		1
17	0619.50.065	Washer		1
18	881.1.010.1C	Inner ring		1
19	701.4.003.1A	Needle bearing		1
20	173.1.012.3A	Electric starter driven gear		1
21	701.4.007.1A	Starter clutch		1
22	771.5.069.8B	Screw		1
23	771.5.071.8B	Screw		1
24	700.1.036.1A	Flexible bush		1


NOTES NO.	CODE NO.	DESCRIPTION	VALIDITY	Q.TY 
-----------	----------	-------------	----------	--


DRAWING 013 HEAD: TIMING

11		9	
Registro bilanc. apertura		Registro bilanc. chiusura	
Adjustment		Adjustment	
Réglage		Réglage	
Ventilkäppchen		Ventilkäppchen	
840.1.185.1AM — 1,8		840.1.186.1AP — 4,15	
840.1.185.1AN — 1,85		840.1.186.1AQ — 4,2	
840.1.185.1AO — 1,9		840.1.186.1AR — 4,25	
840.1.185.1AP — 1,95		840.1.186.1AS — 4,3	
840.1.185.1AQ — 2		840.1.186.1AT — 4,35	
840.1.185.1AR — 2,05		840.1.186.1AU — 4,4	
840.1.185.1AS — 2,1		840.1.186.1AA — 4,45	
840.1.185.1AT — 2,15		840.1.186.1AB — 4,5	
840.1.185.1AU — 2,2		840.1.186.1AC — 4,55	
840.1.185.1AA — 2,25		840.1.186.1AD — 4,6	
840.1.185.1AB — 2,3		840.1.186.1AE — 4,65	
840.1.185.1AC — 2,35		840.1.186.1AF — 4,7	
840.1.185.1AD — 2,4		840.1.186.1AG — 4,75	
840.1.185.1AE — 2,45		840.1.186.1AH — 4,8	
840.1.185.1AF — 2,5		840.1.186.1AI — 4,85	
840.1.185.1AG — 2,55		840.1.186.1AJ — 4,9	
840.1.185.1AH — 2,6		840.1.186.1AK — 4,95	
840.1.185.1AI — 2,65		840.1.186.1AL — 5	
840.1.185.1AJ — 2,7		840.1.186.1AM — 5,05	
840.1.185.1AK — 2,75		840.1.186.1AN — 5,1	
840.1.185.1AL — 2,8		840.1.186.1AO — 5,15	



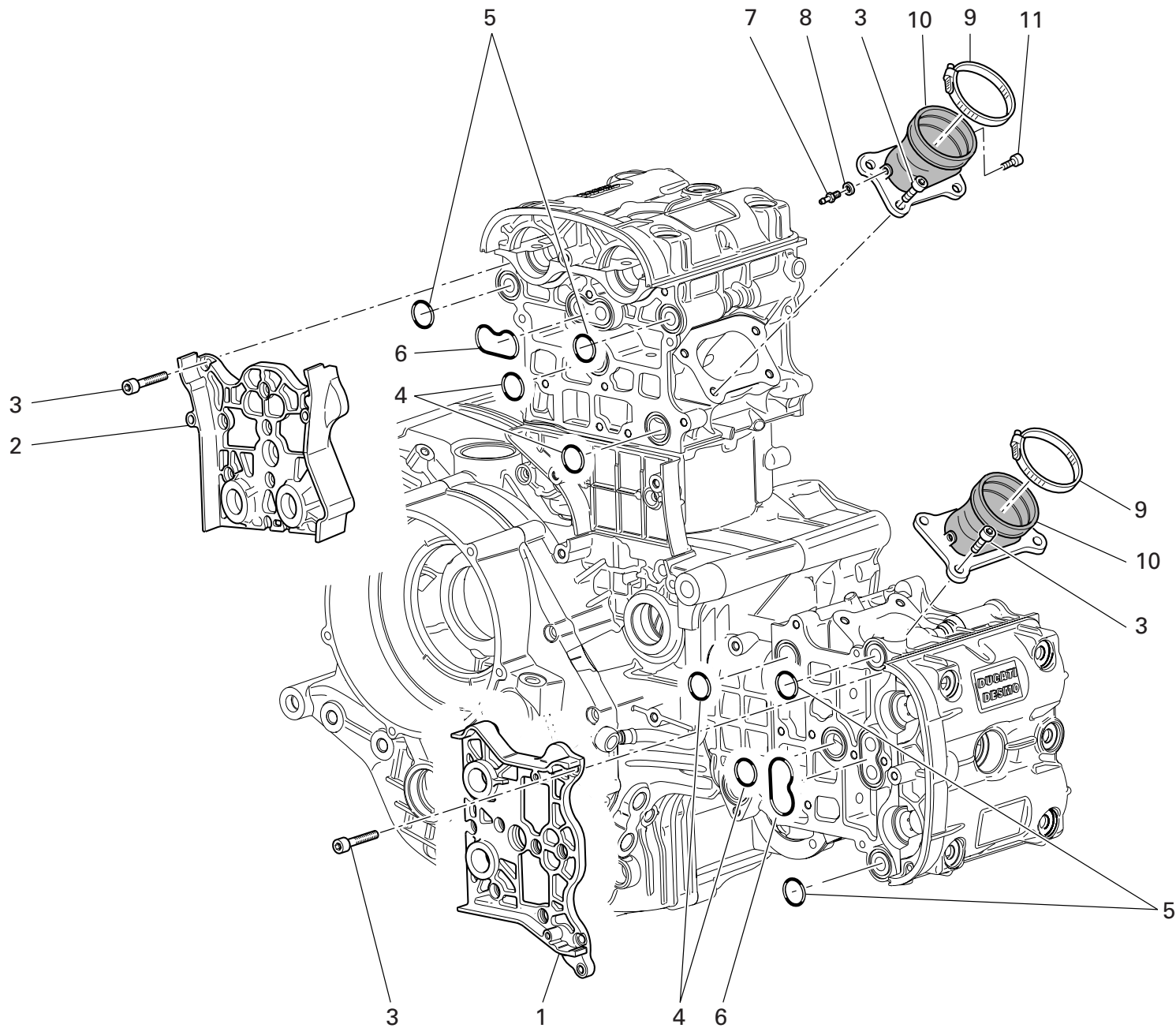
DRAWING 013 HEAD: TIMING

NOTES NO.	CODE NO.	DESCRIPTION	VALIDITY	Q.TY 
1	821.1.155.1A	Closing rocker shaft		4
2	821.1.154.1A	Exhaust opening rocker shaft		4
3	208.1.023.1A	Opening rocker		8
4	209.1.014.6A	L.H. Closing rocker		4
5	211.1.044.1A	Exhaust valve		4
6	845.4.005.1B	Valve collet pair		16
7	303.1.038.1AA	Exhaust valve guide magg. 0,03		4
7	303.1.038.1AB	Exhaust valve guide magg. 0,06		4
7	303.1.038.1AC	Exhaust valve guide magg. 0,09		4
8	764.4.054.1A	Rubber pad		8
9	840.1.186.1A	See table		8
10	304.1.054.1A	Exhaust valve seat		4
10	304.1.054.1AB	Oversize exhaust valve seat 0.03		4
10	304.1.054.1AC	Oversize exhaust valve seat 0.06		4
11	840.1.185.1A	See table		8
12	303.1.037.1AA	Intake valve guide magg. 0,03		4
12	303.1.037.1AB	Intake valve guide magg. 0,06		4
12	303.1.037.1AC	Intake valve guide magg. 0,09		4
13	304.1.053.1A	Intake valve seat		4
13	304.1.053.1AB	Oversize intake valve seat 0.03		4
13	304.1.053.1AC	Oversize intake valve seat 0.06		4
14	210.1.049.1A	Intake valve		4
15	821.1.153.1A	Closing rocker shaft		4
16	209.1.013.6A	R.H. Closing rocker		4
17	821.1.152.1A	Opening rocker shaft		4
18	799.1.162.1A	R.H. valve return spring		4

NOTES NO.	CODE NO.	DESCRIPTION	VALIDITY	Q.TY 
19	799.1.163.1A	L.H. valve return spring		4
20	766.4.019.1A	Stud bolt		8

DRAWING 014

COLLECTORS AND HEAD COVERS

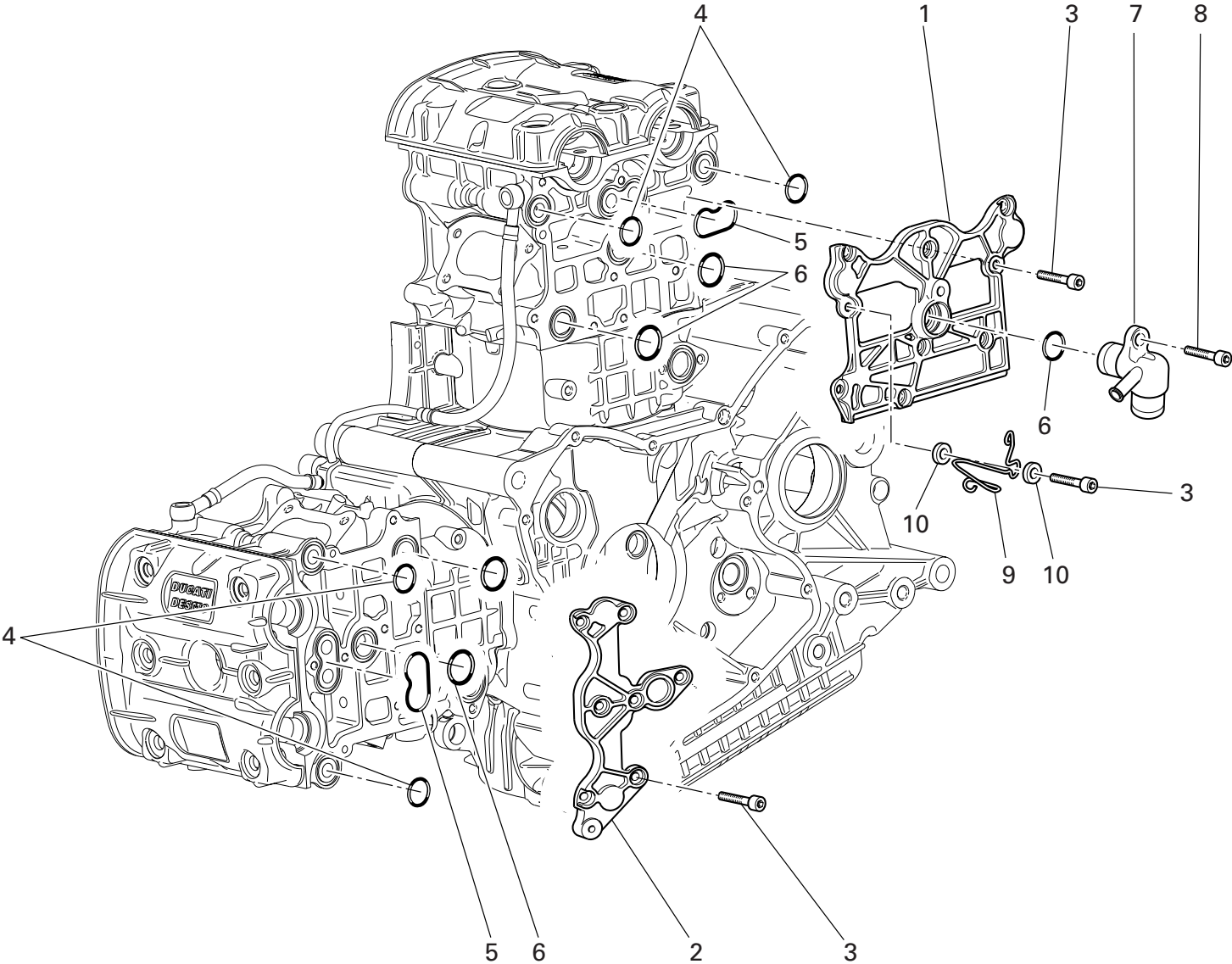


DRAWING 014 COLLECTORS AND HEAD COVERS


NOTES NO.	CODE NO.	DESCRIPTION	VALIDITY	Q.TY
1	247.1.212.1A	Cover		1
2	247.1.211.1A	Cover		1
3	771.5.065.8B	Screw		28
4	93823.2087	O-ring		4
5	463.2.050.5A	O-ring		4
6	788.1.064.1A	Gasket		2
7	814.1.111.2B	Union		2
8	852.5.025.1A	Aluminium gasket th.1		4
9	741.4.067.1A	Hose guide		2
10	140.2.031.2A	Intake manifold		2
11	773.5.061.8B	Screw		2

NOTES NO.	CODE NO.	DESCRIPTION	VALIDITY	Q.TY
-----------	----------	-------------	----------	------

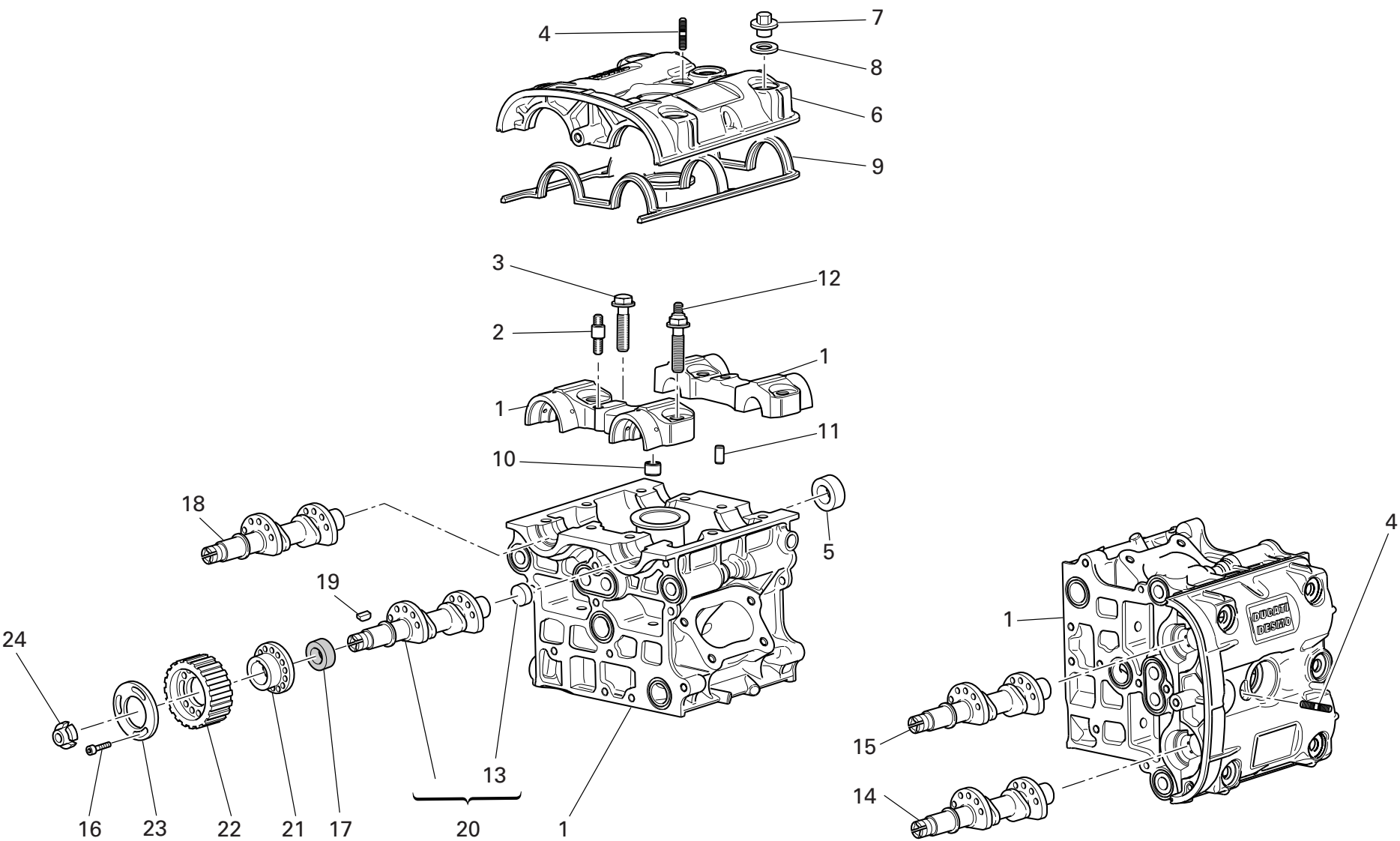
DRAWING 014a HEAD COVERS



DRAWING 014a HEAD COVERS

NOTES NO.	CODE NO.	DESCRIPTION	VALIDITY	Q.TY	
1	247.1.163.1A	Cover		1	
2	247.1.161.1A	Cover		1	
3	771.5.065.8B	Screw		18	
4	463.2.050.5A	O-ring		4	
5	788.1.064.1A	Gasket		2	
6	93823.2087	O-ring		4	
7	814.1.117.1A	Water outlet union		1	
8	771.5.071.8B	Screw		1	
9	881.1.051.1A	Holder		1	
10	852.1.176.1A	Washer		2	

NOTES NO.	CODE NO.	DESCRIPTION	VALIDITY	Q.TY	
-----------	----------	-------------	----------	------	---

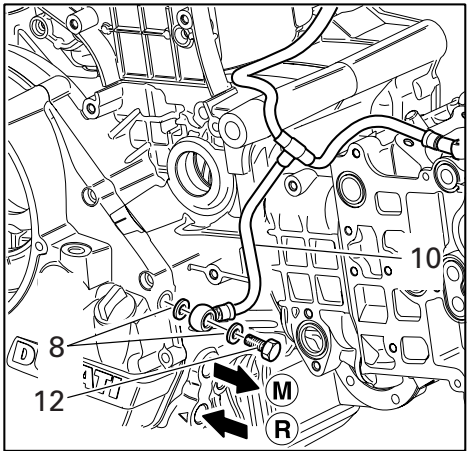


DRAWING 015 HEAD

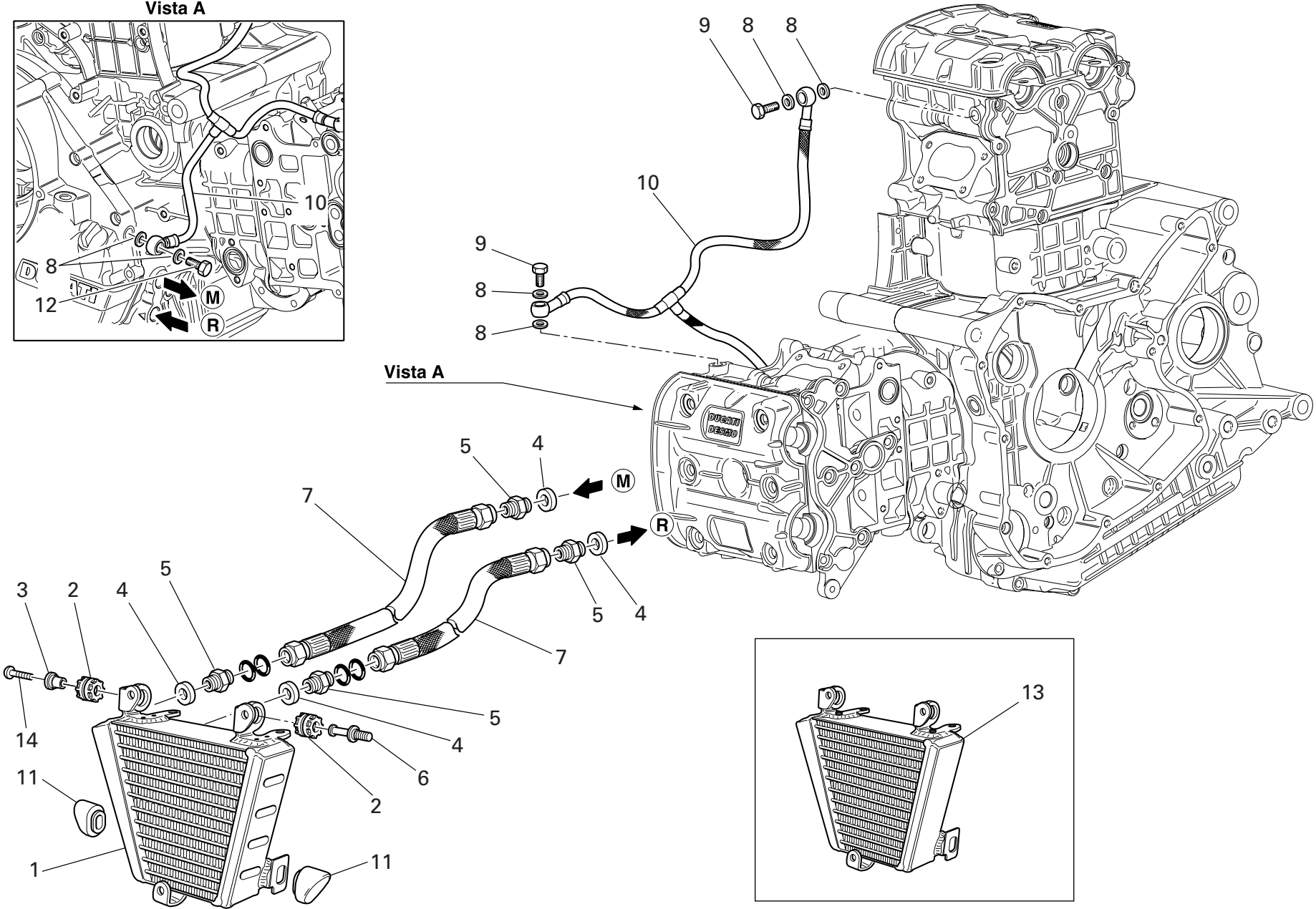
NOTES NO.	CODE NO.	DESCRIPTION	VALIDITY	Q.TY 
1	301.2.197.1A	Head		2
2	766.1.020.1A	Stud bolt		4
3	779.1.190.1A	Special screw		8
4	766.1.046.1A	Stud bolt		2
5	930.4.020.1A	Cap		4
6	247.1.261.1A	Cover		2
7	750.1.047.1A	Nut		12
8	856.1.061.2A	Washer		12
9	788.1.062.1A	Head gasket		2
10	711.1.091.2A	Bush		8
11	418.4.052.7A	Pin		4
12	779.1.189.1A	Special screw		8
13	873.1.005.1A	Cap		4
14	148.2.242.1A	Horizontal exhaust camshaft		1
15	148.2.240.1A	Horizontal intake camshaft		1
16	779.5.030.2A	Screw		12
17	930.5.007.1A	Seal ring		4
18	148.2.243.1A	Vertical exhaust camshaft		1
19	680.5.003.1A	Woodruff key		4
20	148.2.241.1A	Vertical intake camshaft		1
21	160.1.094.1A	Spacer		4
22	255.1.019.2A	Timing belt roller		4
23	856.1.074.2A	Washer		4
24	703.5.002.2A	Ring nut		4

NOTES NO.	CODE NO.	DESCRIPTION	VALIDITY	Q.TY 


Vista A



Vista A

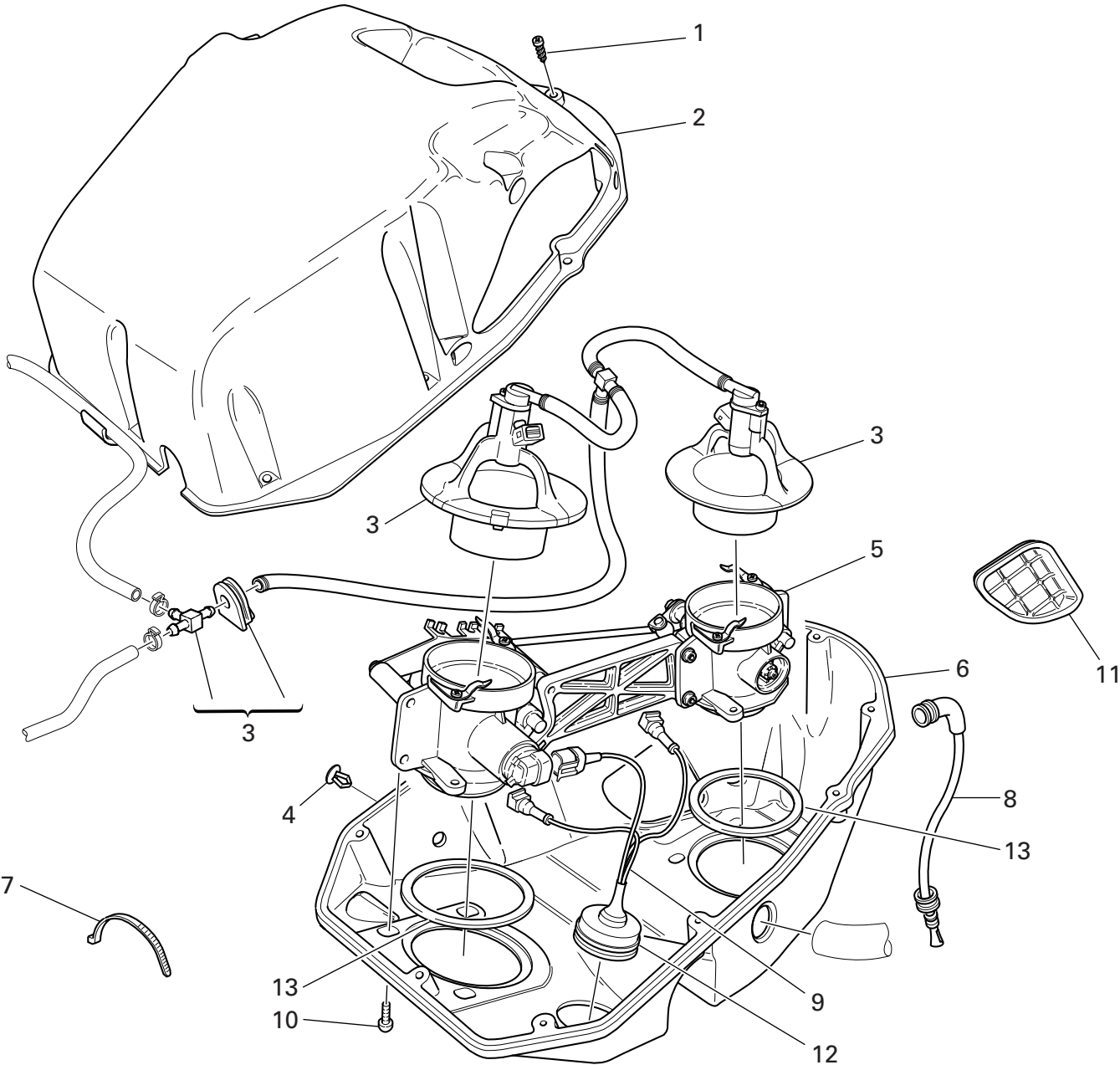


DRAWING 016 OIL COOLER


NOTES NO.	CODE NO.	DESCRIPTION	VALIDITY	Q.TY 
1	548.4.043.1A	Oil cooler		1
2	764.1.022.1A	Vibration damper pad		2
3	716.1.003.1A	Spacer		1
4	787.1.011.1A	Aluminium gasket th.2		4
5	815.1.022.1A	Nipple		4
6	821.1.159.1A	Pin		1
7	549.1.030.1A	Oil delivery pipe		2
8	852.5.024.1A	Gasket th.1		6
9	779.1.318.1A	Special screw		2
10	875.1.116.1A	Head lubrication pipe		1
11	866.1.044.1A	Rubber pad		2
12	781.1.009.1A	Special screw		1
13	548.4.042.1A	Oil cooler		1
14	775.1.022.1A	Screw		1

NOTES NO.	CODE NO.	DESCRIPTION	VALIDITY	Q.TY 

DRAWING 017 THROTTLE BODY

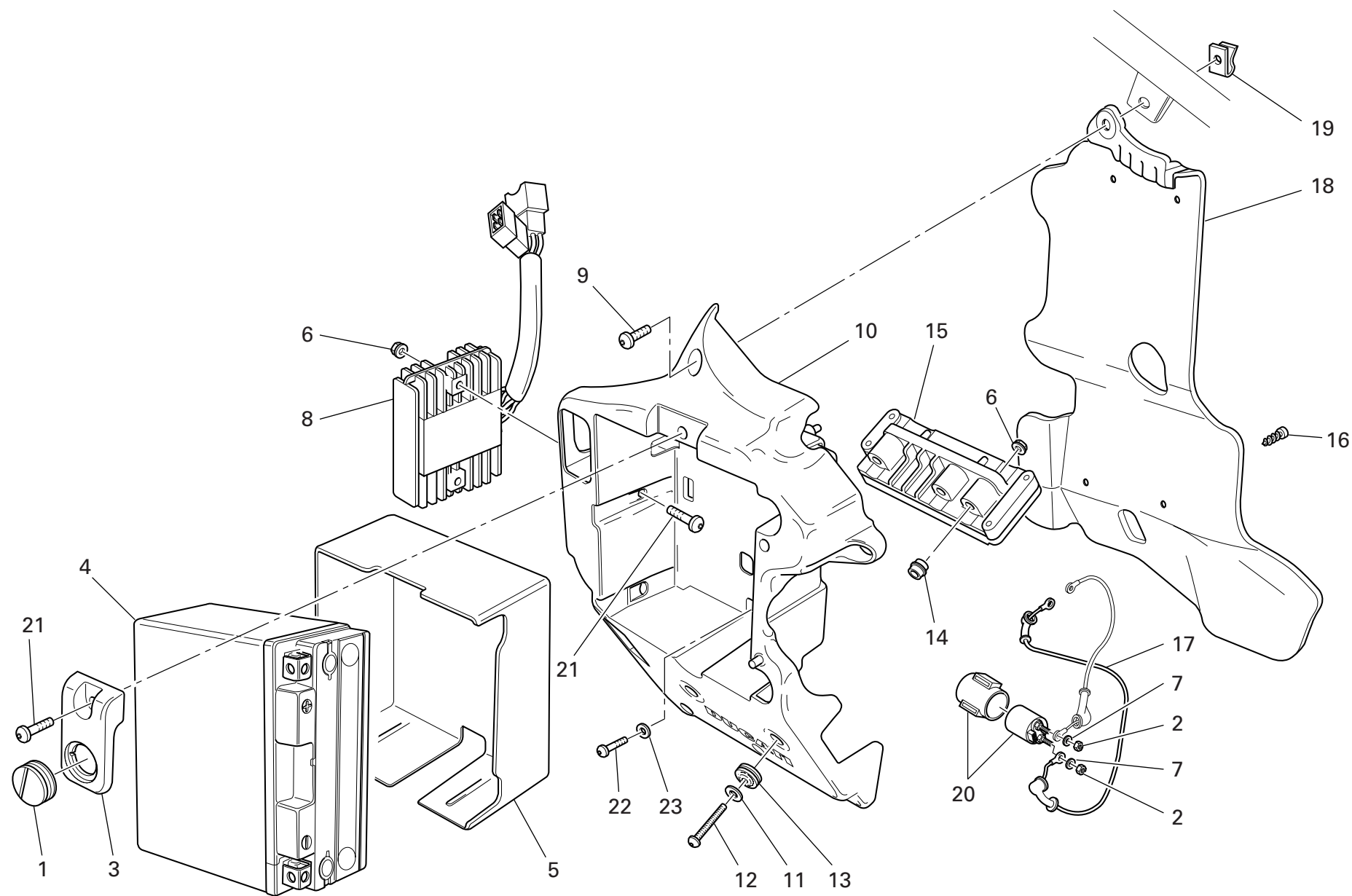


DRAWING 017 THROTTLE BODY


NOTES NO.	CODE NO.	DESCRIPTION	VALIDITY	Q.TY 
1	774.5.002.1B	Screw		10
2	246.1.073.1A	Filter case cover		1
3	135.2.006.1A	Kit		1
4	764.1.046.1A	Rubber pad		2
5	282.4.058.1A	Complete throttle body		1
6	442.1.073.1A	Lower filter box		1
7	741.4.038.1A	Hose guide		3
8	876.1.086.1A	Exhaust pipe		1
9	510.1.241.1A	Throttle body wiring		1
10	779.1.274.1C	Screw		6
11	672.1.030.1A	Air box cowling		1
12	764.1.028.1A	Rubber pad		1
13	791.1.058.1B	Gasket		2

NOTES NO.	CODE NO.	DESCRIPTION	VALIDITY	Q.TY 

DRAWING 018 BATTERY BOX MOUNT



DRAWING 018 BATTERY BOX MOUNT

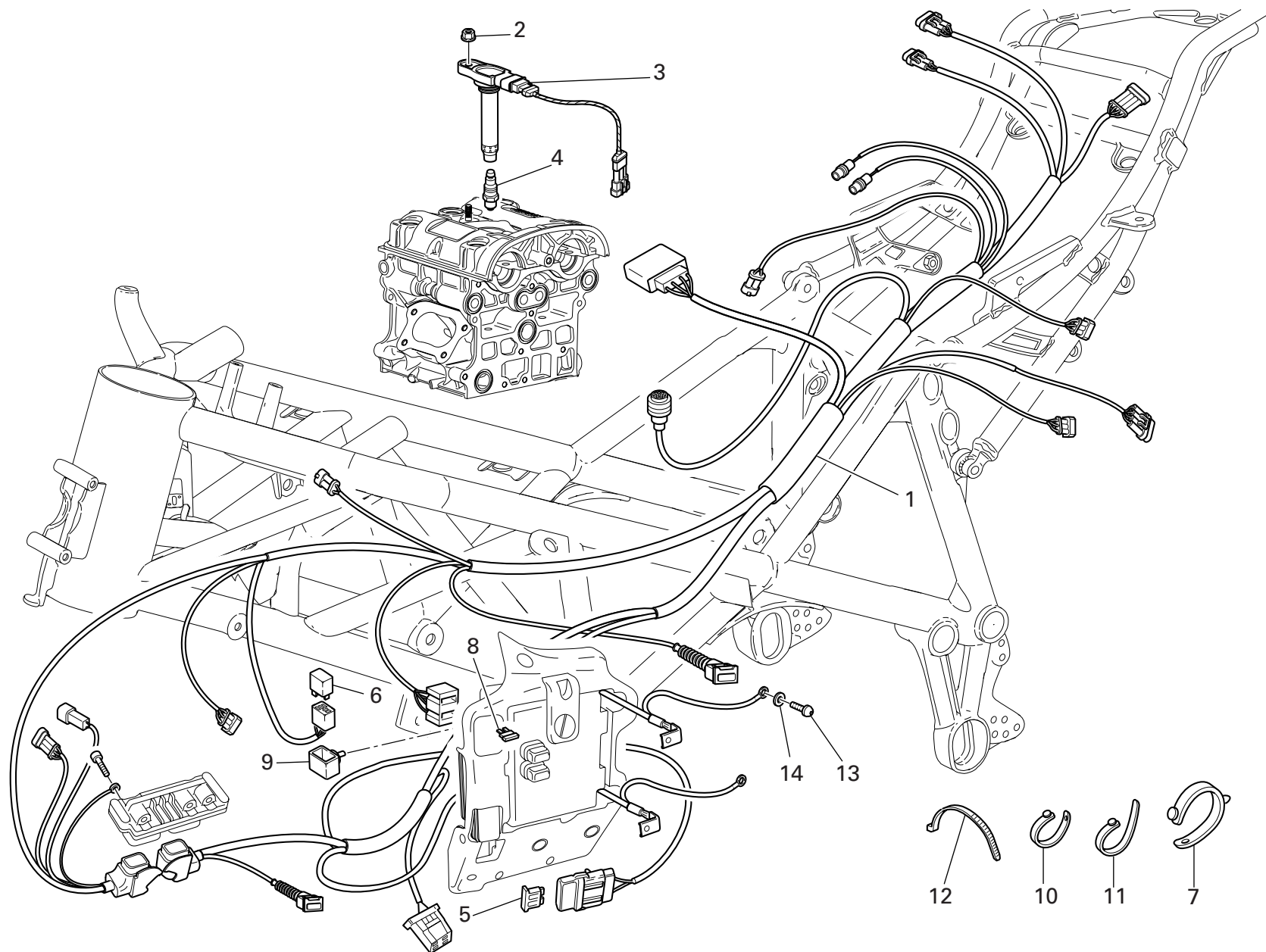
NOTES NO.	CODE NO.	DESCRIPTION	VALIDITY	Q.TY 
1	764.1.062.1A	Rubber pad		1
2	750.5.005.1A	Nut		2
3	247.1.205.1A	Cover		1
4	395.2.013.1C	Battery		1
5	791.1.060.1A	Battery resting buffer		1
6	749.4.031.1A	Nut		4
7	853.5.010.1A	Spring washer		2
8	540.4.019.1A	Regulator		1
9	771.5.666.8B	Screw		2
10	829.1.419.1A	Battery box mount		1
11	855.5.000.1B	Spring washer		2
12	775.1.034.1AB	Screw		2
13	764.1.084.1A	Vibration damper pad		3
14	821.1.171.1A	Pin		2
15	286.4.086.1F	Injection control unit		1
16	772.5.034.1B	Screw		4
17	514.1.040.1A	Solenoid starter-starter motor cable		1
18	460.1.125.2A	Battery mount heat guard		1
19	850.4.041.1A	Quik fastening		1
20	397.2.001.2A	Remote switch		1
21	775.1.022.1A	Screw		3
22	771.5.041.8B	Screw		1
23	852.5.031.1A	Washer		1

NOTES NO.	CODE NO.	DESCRIPTION	VALIDITY	Q.TY 
-----------	----------	-------------	----------	--


DRAWING

018a

INJECTION SYSTEM

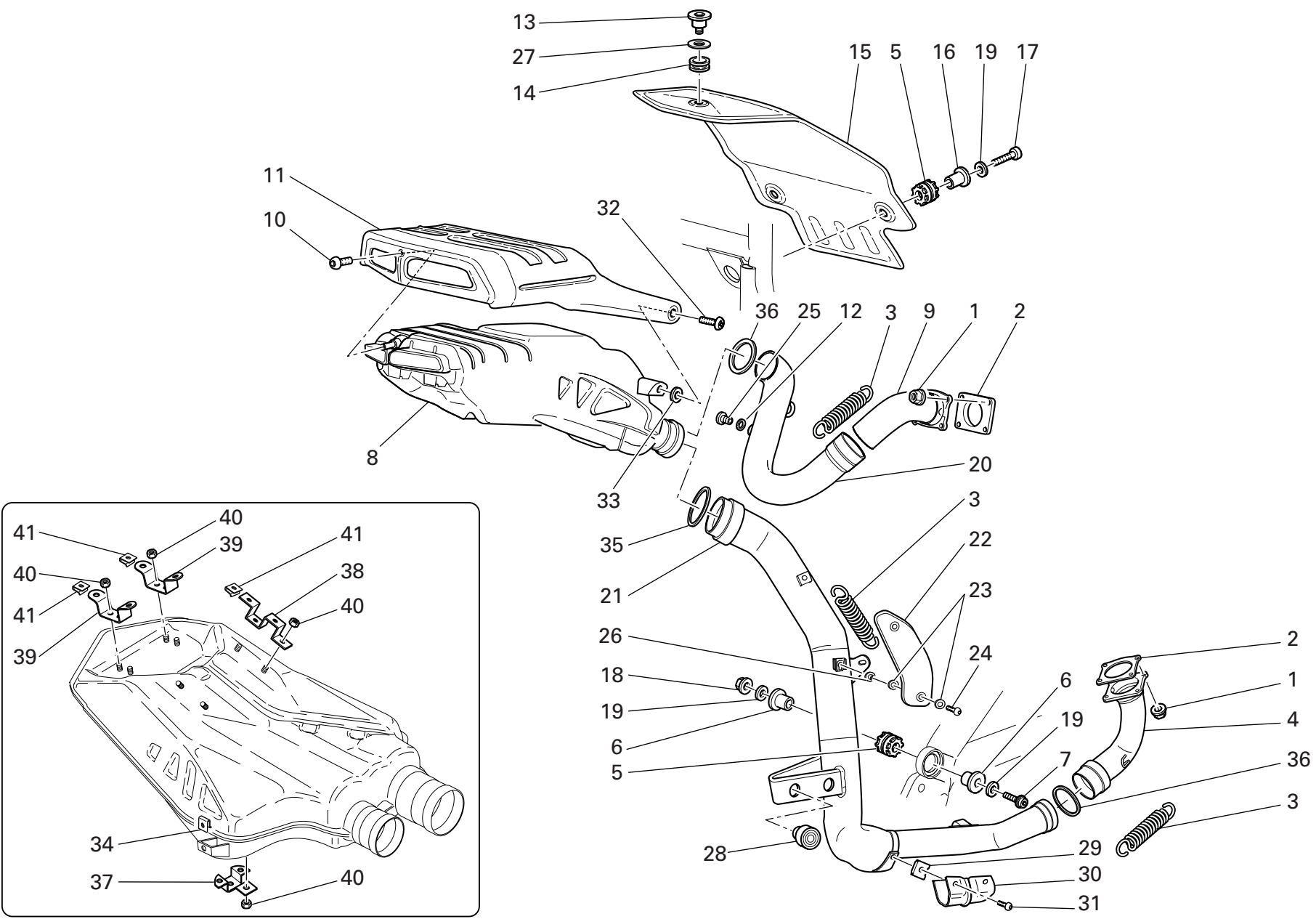


DRAWING 018a INJECTION SYSTEM

NOTES NO.	CODE NO.	DESCRIPTION	VALIDITY	Q.TY 
1	510.1.391.2A	Main wiring		1
2	748.1.042.1A	Nut		2
3	380.1.014.3A	Coil		2
4	670.9.030.1A	Spark plug		2
5	389.4.014.1A	Fuse 40A		1
6	541.4.007.1A	Relay		1
7	741.1.013.1A	Hose guide		8
8	389.4.006.1A	Fuse 3A		1
8	389.4.013.1A	Fuse 20A		1
9	829.1.190.1A	Rubber holder		1
10	741.1.010.1A	Hose guide		3
11	741.1.012.1A	Hose guide		7
12	741.4.038.1A	Hose guide		9
13	779.5.046.1C	Screw		1
14	855.5.000.1B	Spring washer		1


NOTES NO.	CODE NO.	DESCRIPTION	VALIDITY	Q.TY 
-----------	----------	-------------	----------	--

DRAWING 019 EXHAUST SYSTEM



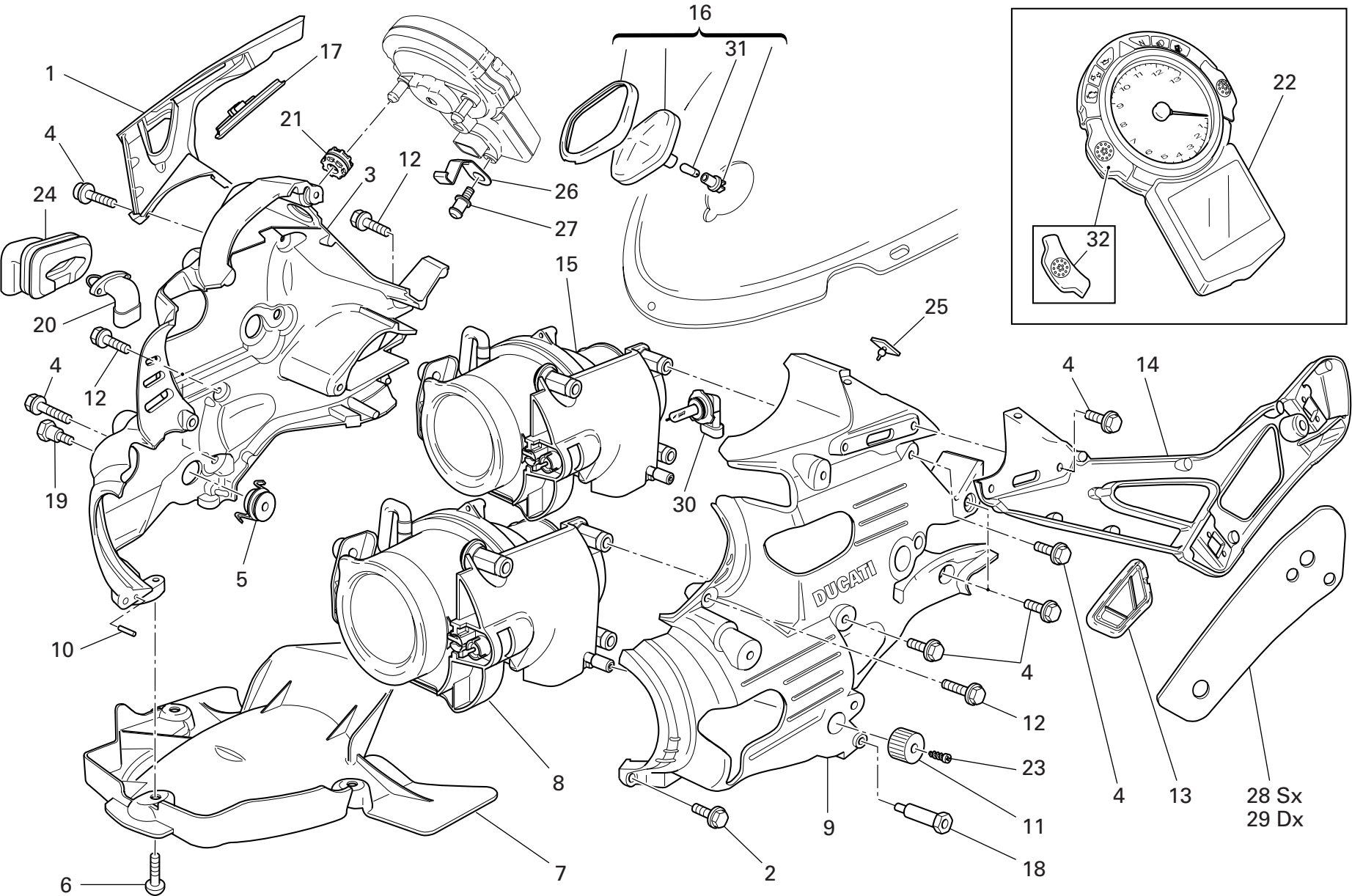
DRAWING 019 EXHAUST SYSTEM

NOTES NO.	CODE NO.	DESCRIPTION	VALIDITY	Q.TY 
1	748.1.024.1A	Nut		8
2	790.1.004.1A	Exhaust gasket		2
3	799.1.048.2A	Spring		3
4	570.1.071.1B	Horizontal head exhaust pipe		1
5	764.1.024.1A	Vibration damper pad		3
6	713.1.082.1A	Spacer		2
7	772.5.038.1AB	Screw		1
8	573.1.064.3B	Exhaust silencer		1
9	571.1.072.2B	Vertical head exhaust pipe		1
10	775.1.031.1B	Screw		1
11	460.1.116.1B	Silencer thermal protection (BLACK)		1
12	852.5.024.1A	Gasket th.1		2
13	779.1.260.1A	Special screw		1
14	764.1.042.1A	Vibration damper pad		1
15	460.1.112.1A	Tail guard thermal protection		1
16	713.1.304.1A	Spacer		2
17	771.5.070.2BB	Screw		2
18	749.4.031.1A	Nut		1
19	852.1.191.1A	Washer		4
20	571.1.075.2B	Vertical head exhaust pipe		1
21	570.1.073.1B	Horizontal head exhaust pipe		1
22	247.1.188.1A	Protection		1
23	852.1.072.1A	Washer		4
24	775.1.035.1B	Screw		2
25	780.1.007.1A	Cap		2
26	716.1.107.1B	Spacer		2

NOTES NO.	CODE NO.	DESCRIPTION	VALIDITY	Q.TY 
27	852.1.163.1A	Washer		1
28	764.1.063.1A	Rubber pad		1
29	850.4.064.1A	Nut with clip		4
30	460.1.159.1A	Thermal protection		1
31	779.1.334.1A	Screw		4
32	775.1.033.1A	Screw		2
33	856.1.091.1A	Washer		2
34	746.4.006.1A	Quik fastening		2
35	790.1.010.1A	Gasket		1
36	790.1.009.1A	Gasket		2
37	576.1.046.1A	Bracket		1
38	576.1.047.1A	Bracket		2
39	576.1.048.1A	Bracket		2
40	749.4.009.1A	Nut		11
41	746.4.007.1A	Quik fastening		8


DRAWING 020

FRONT HEAD-LIGHT AND INSTRUMENT PANEL

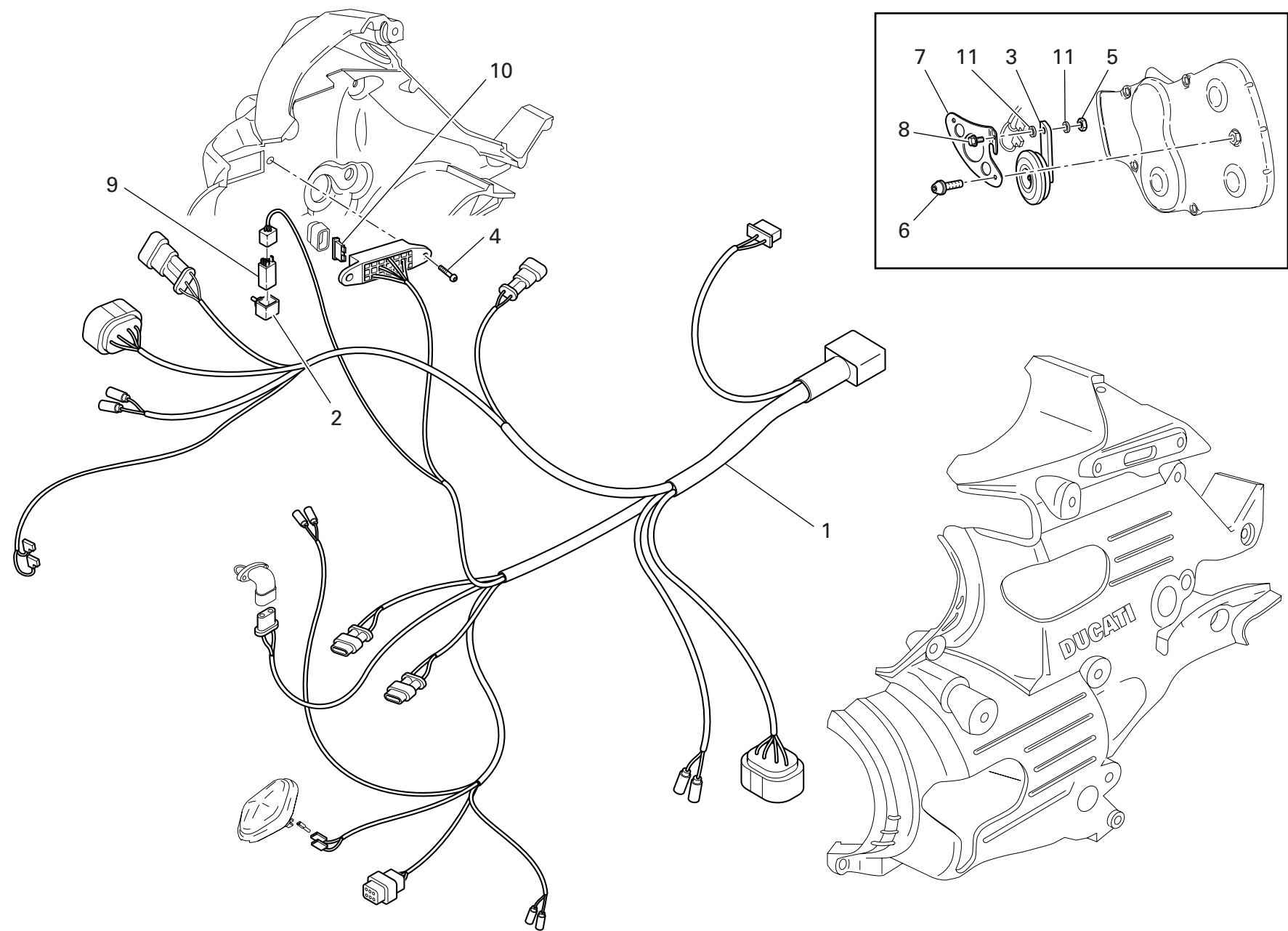


DRAWING 020 FRONT HEAD-LIGHT AND INSTRUMENT PANEL

NOTES NO.	CODE NO.	DESCRIPTION	VALIDITY	Q.TY 
1	829.2.384.1CA	R.H. mirror holder (GREY)		1
2	772.5.031.1AB	Screw		3
3	829.1.369.1B	Headlight holder		1
4	772.5.029.1AB	Screw		14
5	750.4.010.1A	Nut		4
6	775.1.008.1B	Screw		4
7	460.1.120.2A	Mudflap		1
8	520.4.023.1B	High beam		1
9	829.1.370.1B	Headlight holder		1
10	462.9.012.8A	Spring pin		2
11	835.1.005.1B	Knob		2
12	772.5.038.1AB	Screw		5
13	872.1.036.2A	LH mirrors support plug		1
14	829.2.385.1CA	L.H. mirror holder (GREY)		1
15	520.4.022.1C	Low beam		1
16	536.2.002.2A	Parking light assy		1
17	872.1.037.2A	RH mirrors support plug		1
18	684.1.056.1B	L.H. stud bolt		1
19	684.1.057.1B	R.H. Stud bolt		1
20	552.4.012.1A	Air temperature sensor		1
21	764.1.022.1A	Vibration damper pad		3
22	406.1.015.1F	Complete instrument panel		1
23	772.5.035.1A	Screw		2
24	829.1.401.1A	Holder sensor		1
25	866.1.036.1A	Rubber pad		2
26	826.1.015.1A	Plate		1

NOTES NO.	CODE NO.	DESCRIPTION	VALIDITY	Q.TY 
27	821.1.184.1A	Pin		1
28	764.1.059.1A	Rearview mirror support rubber (ominous)		1
29	764.1.047.1A	Rearview mirror support rubber (skillful)		1
30	390.4.009.1A	Bulb 10W		2
31	390.4.017.1A	Bulb 12V-10W		1
32	539.4.041.1A	Push-button		2

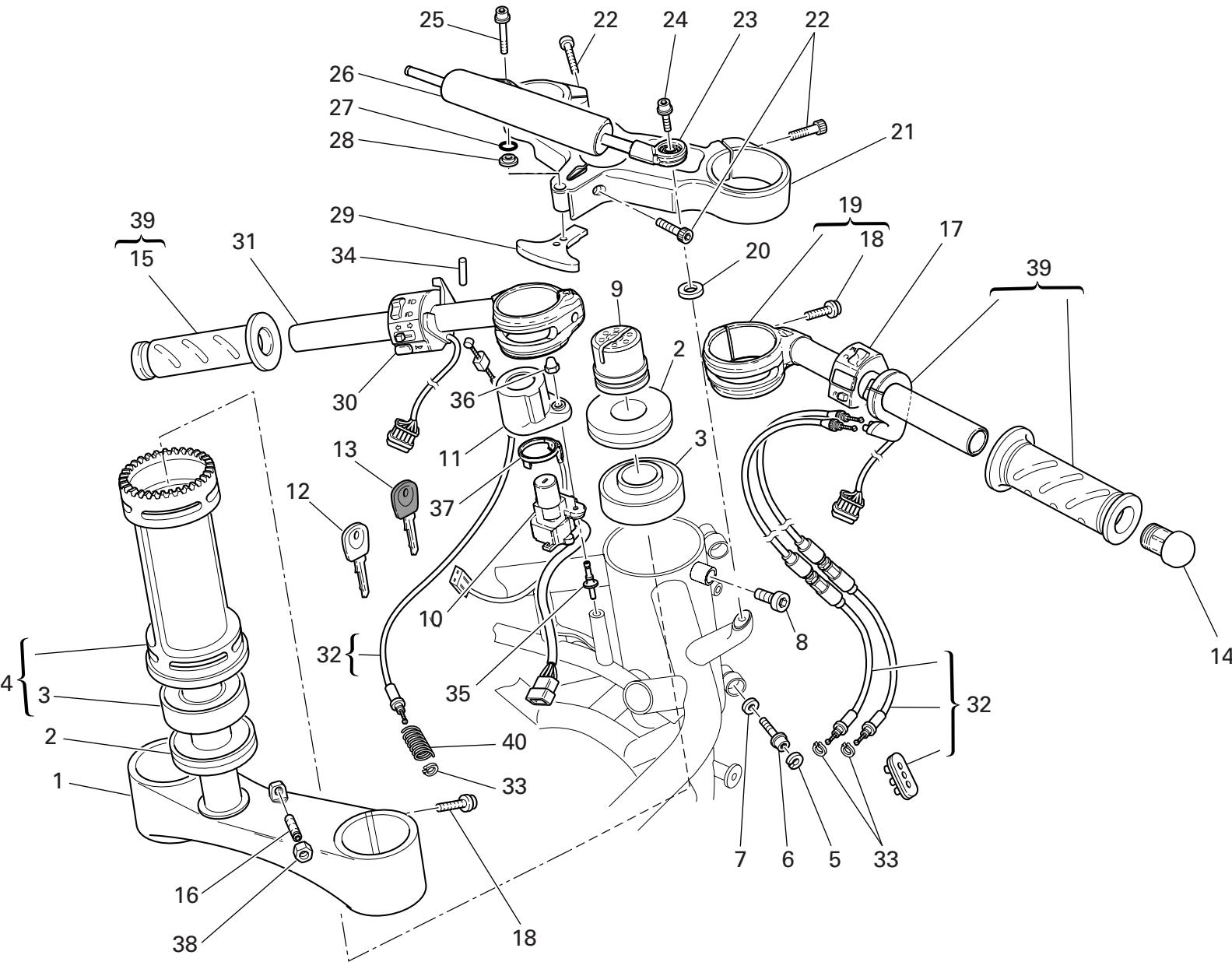
DRAWING 020a FRONT WIRING



DRAWING 020a FRONT WIRING

NOTES NO.	CODE NO.	DESCRIPTION	VALIDITY	Q.TY
1	510.1.390.1A	Front wiring		1
2	829.1.190.1A	Rubber holder		1
3	516.4.003.1B	Horn (BLACK)		1
4	775.1.035.1B	Screw		2
5	749.4.004.1A	Nut		1
6	772.5.032.1A	Screw		2
7	829.1.386.1A	Bracket		1
8	772.5.037.1A	Screw		1
9	541.4.007.1A	Relay		1
10	389.4.006.1A	Fuse 3A		1
10	389.4.007.1A	Fuse 7.5A		1
10	389.4.008.1A	Fuse 15A		1
10	389.4.013.1A	Fuse 20A		1
11	716.1.111.1A	Spacer		2

NOTES NO.	CODE NO.	DESCRIPTION	VALIDITY	Q.TY
-----------	----------	-------------	----------	------




DRAWING

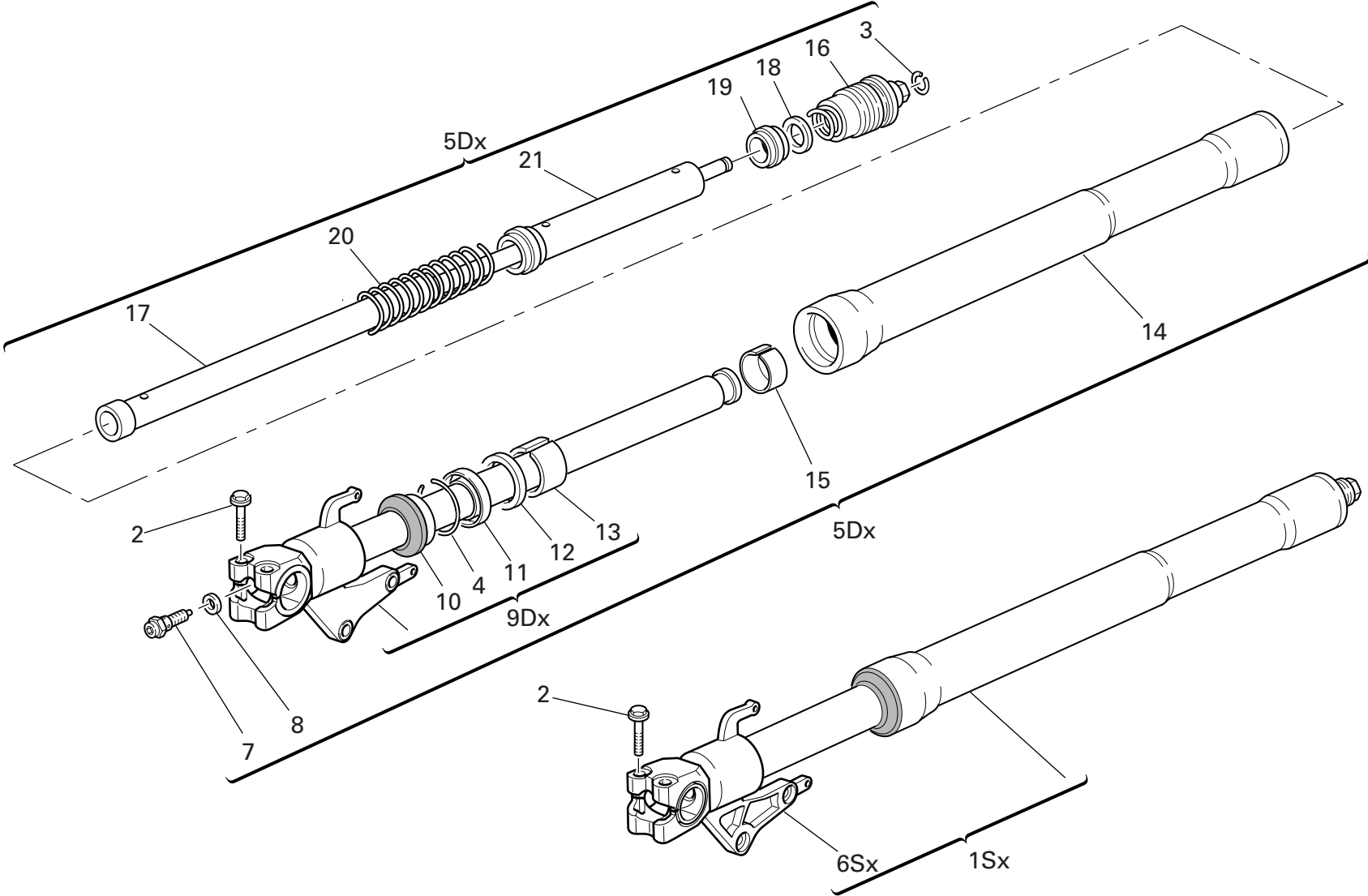
021

HALF-HANDLEBARS - SHOCK-ADSORBER

NOTES NO.	CODE NO.	DESCRIPTION	VALIDITY	Q.TY 
1	342.2.034.1A	Steering head base assembly		1
2	930.1.004.1A	Seal ring		2
3	702.4.004.1A	Bearing		2
4	343.2.005.1A	Tube		1
5	884.5.001.1A	Circlip		2
6	771.5.723.8B	Screw		2
7	852.1.071.1A	Washer		2
8	779.1.060.1A	Special screw		1
9	703.1.013.1A	Ring nut		1
10	652.4.006.1A	Key-operated switch		1
11	246.1.076.1A	Cover		1
12	598.4.016.1A	Wrench with Transponder		1
13	598.4.018.1A	Wrench without Transponder		1
14	872.1.015.1A	Cap		2
15	361.1.002.1A	Grip (ominous)		2
16	779.1.298.1A	Special screw		2
17	650.4.008.1B	R.H. switch		1
18	771.5.725.8B	Screw		6
19	360.1.043.1A	R.H. handlebar		1
20	713.1.209.1A	Spacer		1
21	341.1.035.1A	Steering head		1
22	771.5.727.8B	Screw		3
23	848.2.002.1A	Joint		1
24	771.1.040.1A	Screw		1
25	771.1.045.1A	Screw		1
26	364.2.004.1A	Steering damper		1

NOTES NO.	CODE NO.	DESCRIPTION	VALIDITY	Q.TY 
27	886.5.014.1A	O-ring		1
28	713.1.210.1A	Spacer		1
29	341.1.036.1A	Steering lock arm		1
30	651.4.013.1A	L.H. switch		1
31	360.1.044.1A	L.H. handlebar		1
32	656.2.001.1A	Cables and rubber unit		1
33	0170.91.730	Ring		3
34	861.5.013.1A	Spring pin		2
35	779.1.252.1B	Special screw		2
36	749.4.002.1A	Nut		2
37	518.4.004.1C	Antenna		1
38	747.5.003.1A	Nut		2
39	654.2.016.1A	Throttle control		1
40	799.1.171.1A	Starter control transmission return spring		1

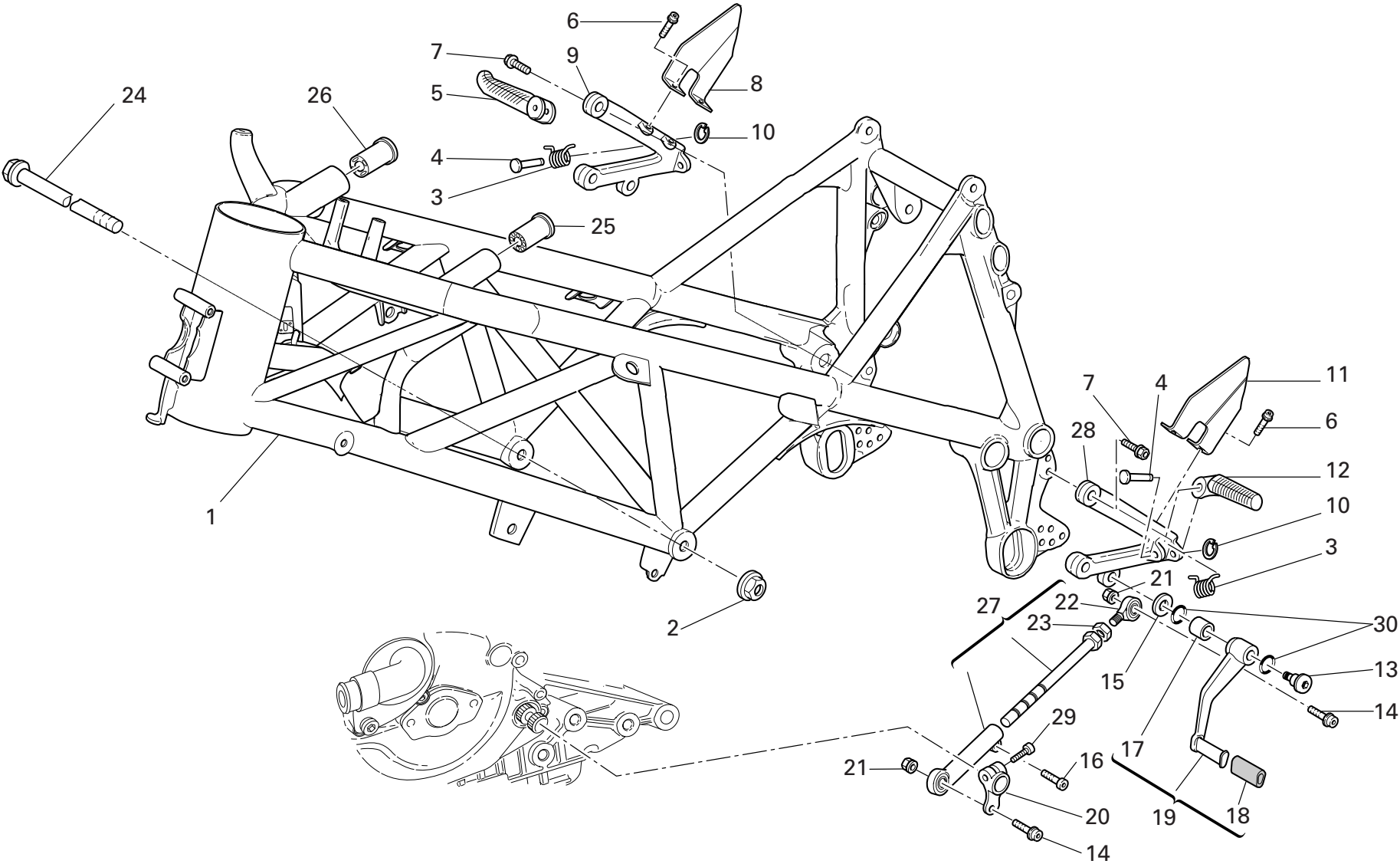
DRAWING 021a FRONT FORK




DRAWING 021a FRONT FORK

NOTES NO.	CODE NO.	DESCRIPTION	VALIDITY	Q.TY
1	340.2.238.1A	L.H. fork leg assembly		1
2	772.5.028.1AB	Screw		4
3	349.1.098.1A	Snap ring		2
4	884.1.005.1A	Ring		2
5	340.2.237.1A	R.H. fork leg assembly		1
6	349.1.165.1A	Complete L.H. slider		1
7	349.2.027.1A	Adjusting screw		2
8	349.1.168.1A	Special washer		2
9	349.1.164.1A	Complete R.H. slider		1
10	349.1.101.1A	Dust seal		2
11	930.1.005.1A	Seal ring		2
12	349.1.102.1A	Check ring		2
13	349.1.103.1A	Bush		2
14	349.1.166.1A	Stanchion tube		2
15	349.1.104.1A	Bush		2
16	349.2.028.1A	Complete cap		2
17	349.1.167.1A	Damper tube		2
18	349.1.065.1A	Rubber cush drive hub		2
19	349.1.064.1A	Slider		2
20	347.1.017.1A	Spring		2
21	349.1.169.1A	Spring coupling		2

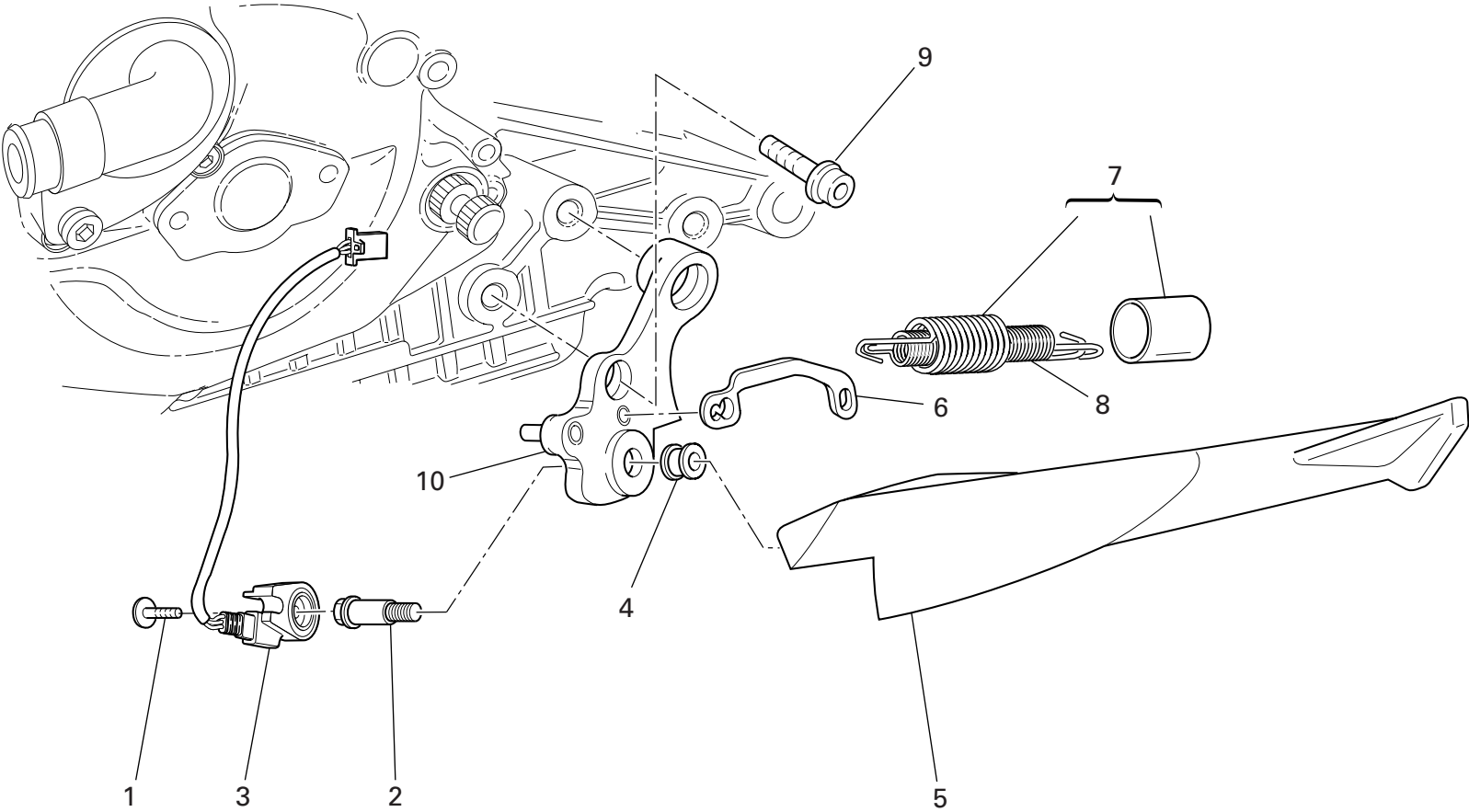
NOTES NO.	CODE NO.	DESCRIPTION	VALIDITY	Q.TY
-----------	----------	-------------	----------	------



NOTES NO.	CODE NO.	DESCRIPTION	VALIDITY	Q.TY
				
1	470.1.177.4AB	Frame (BLACK)		1
1	470.1.177.4AF	Frame (RED)		1
2	748.4.002.1A	Nut		2
3	799.1.166.1A	Spring		2
4	821.1.051.1AB	Pin		2
5	464.1.006.1A	Foot peg (front) (R.H.)		1
6	771.5.637.8B	Screw		4
7	771.1.041.1A	Screw		4
8	247.1.191.1A	R.H. protection		1
9	824.1.083.1A	R.H. foot peg holder plate		1
10	884.5.003.1A	Ring		2
11	247.1.192.1A	L.H. protection		1
12	464.1.005.1A	Foot peg (front) (L.H.)		1
13	821.1.170.1A	Pin		1
14	771.5.667.8B	Screw		2
15	852.1.151.1A	Washer		1
16	771.5.665.8B	Screw		1
17	712.1.034.1A	Bush		1
18	764.1.011.1A	Rubber pad		1
19	456.2.033.1A	Gearchange lever		1
20	456.1.006.2A	Gearchange control lever		1
21	749.4.004.1A	Nut		2
22	848.5.002.1A	Ball joint		1
23	747.5.003.1A	Nut		1
24	779.1.213.1A	Screw		2
25	764.1.051.1A	Rubber pad		1

NOTES NO.	CODE NO.	DESCRIPTION	VALIDITY	Q.TY
				
26	764.1.050.1A	Rubber pad		1
27	117.2.034.1B	Gearbox transmission rod assembly		1
28	824.1.084.1A	L.H. foot peg holder plate		1
29	771.5.666.8B	Screw		1
30	0000.01199	O-ring		2

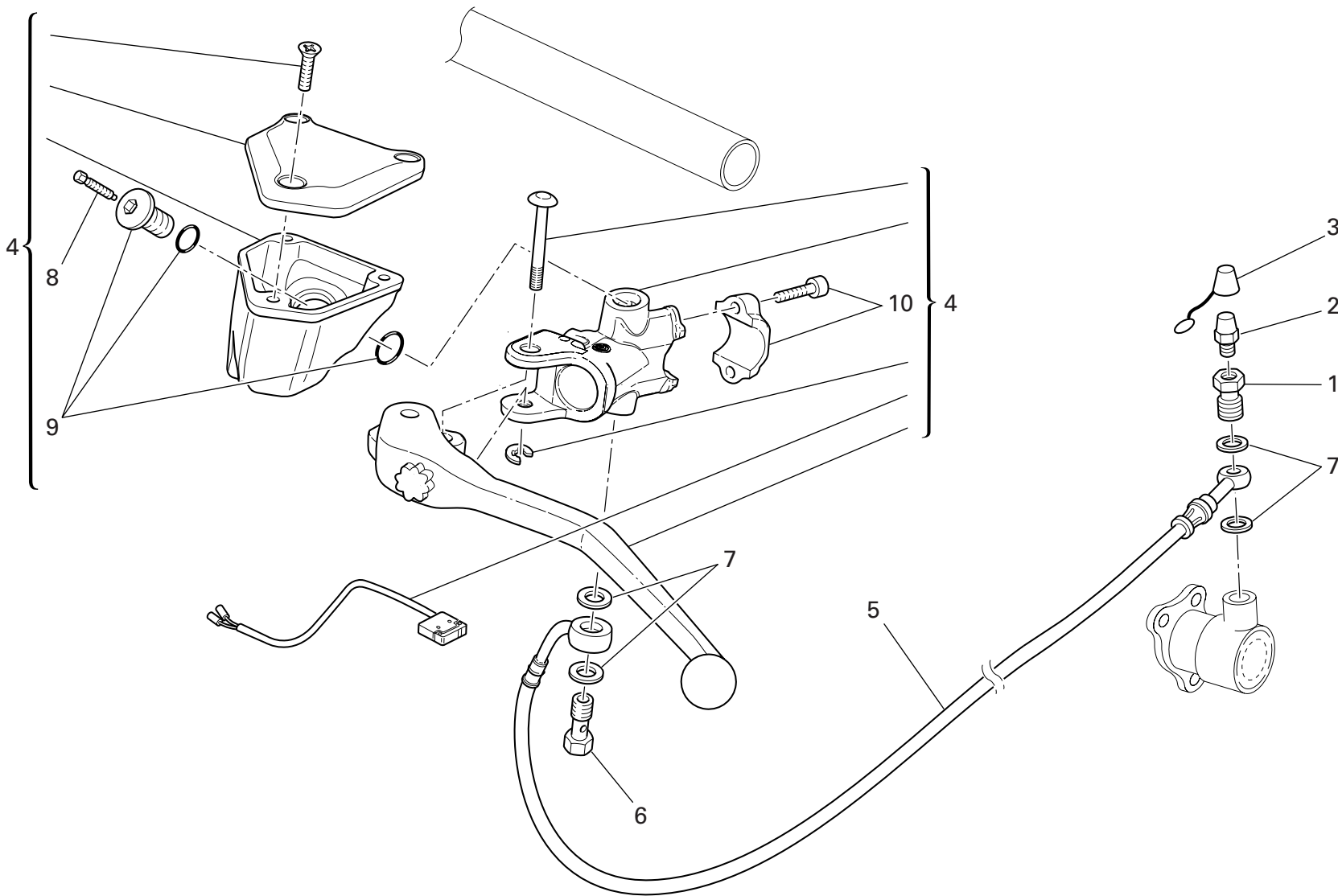
DRAWING 022a STAND




DRAWING 022a STAND

NOTES NO.	CODE NO.	DESCRIPTION	VALIDITY	Q.TY
1	779.4.005.2A	Screw		1
2	821.1.134.1A	Pin		1
3	539.1.022.1A	Switch		1
4	711.1.113.1A	Bush		1
5	556.1.031.1A	Side stand		1
6	829.1.366.1A	Plate		1
7	799.2.159.1A	Complete spring		1
8	799.1.158.1A	Inner spring		1
9	771.5.154.8B	Screw		1
10	556.2.032.1A	Plate		1

NOTES NO.	CODE NO.	DESCRIPTION	VALIDITY	Q.TY
-----------	----------	-------------	----------	------



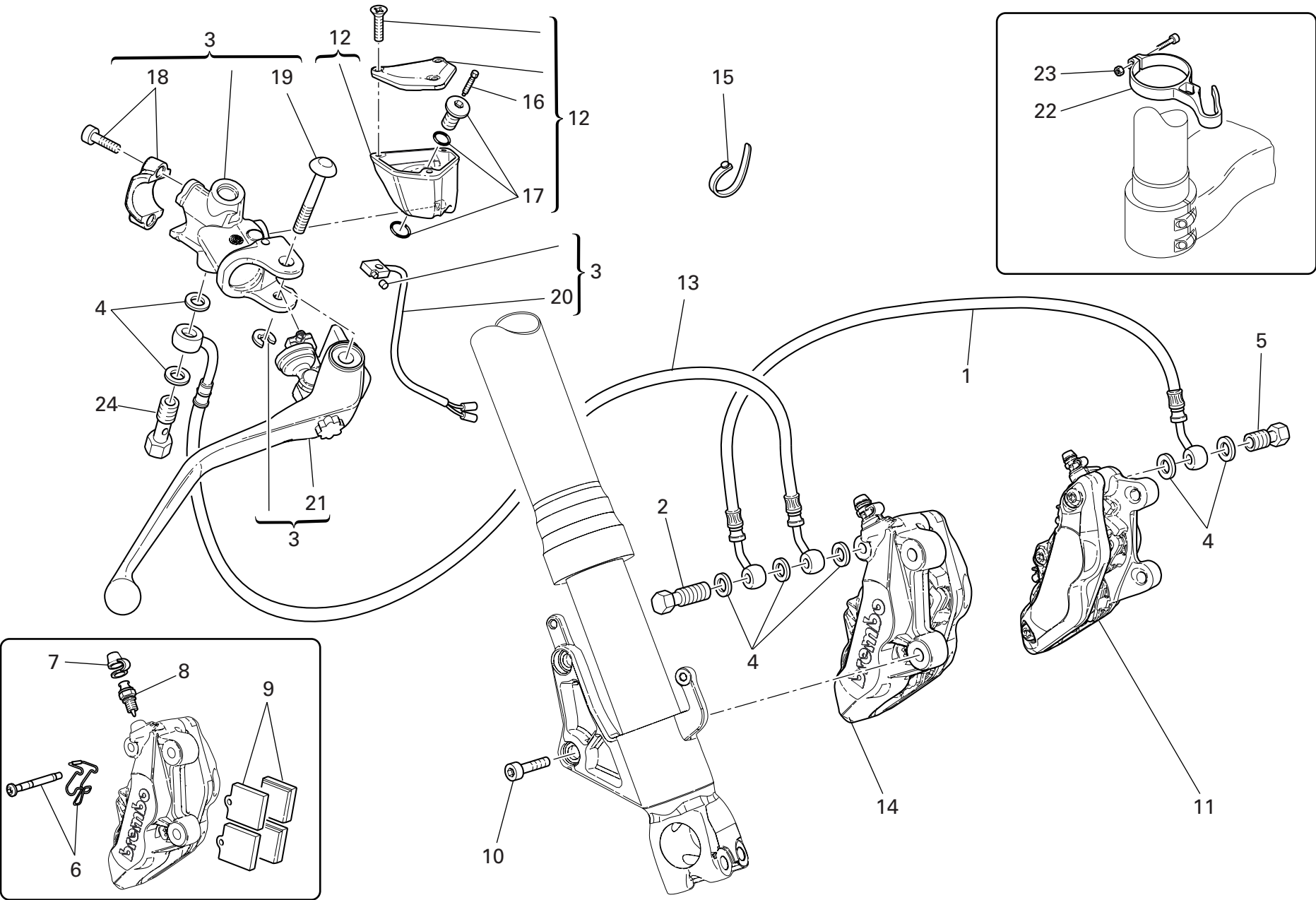
DRAWING 023 CLUTCH CONTROL

NOTES NO.	CODE NO.	DESCRIPTION	VALIDITY	Q.TY	
1	779.1.397.1A	Special screw		1	
2	0000.33552	Bleed		1	
3	612.4.005.1A	Dust seal		1	
4	630.4.026.1A	Clutch drive pump		1	
5	632.1.028.1A	Clutch control pipe (METAL PLAITED)		1	
6	779.1.366.1AB	Special screw		1	
7	852.5.024.1A	Gasket th.1		4	
8	612.4.023.1A	Bleed		1	
9	771.4.014.1A	Oil duct filler		1	
10	626.4.031.1A	Bracket		1	

NOTES NO.	CODE NO.	DESCRIPTION	VALIDITY	Q.TY	
-----------	----------	-------------	----------	------	---

DRAWING 024

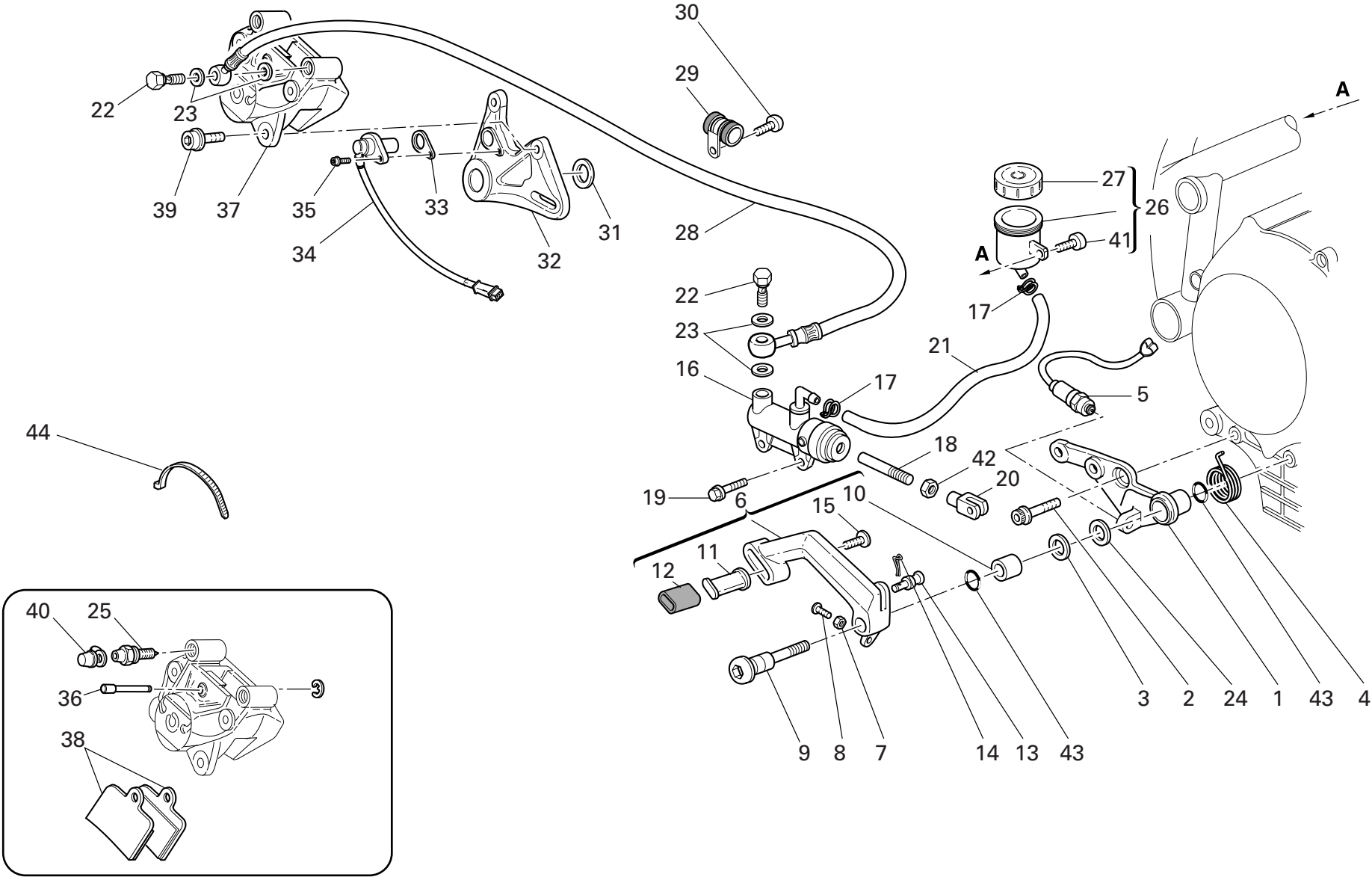
FRONT HYDRAULIC BRAKE




DRAWING 024 FRONT HYDRAULIC BRAKE

NOTES NO.	CODE NO.	DESCRIPTION	VALIDITY	Q.TY 
1	618.4.058.1A	Front brake line		1
2	779.1.309.1AB	Special screw		1
3	624.4.034.1A	Front brake pump		1
4	852.5.024.1A	Gasket th.1		7
5	779.1.366.1AB	Special screw		1
6	612.4.022.1A	Spare pins and spring		2
7	612.4.005.1A	Dust seal		1
8	612.4.020.1A	Spare bleed union		2
9	613.4.030.1A	Set of 4 pads		2
10	771.5.431.8B	Screw		4
11	610.4.050.1A	L.H. brake caliper		1
12	585.4.004.1A	Complete oil tank		1
13	618.4.056.1A	Front brake line (METAL PLAITED)		1
14	610.4.049.1A	R.H. brake caliper		1
15	741.1.012.1A	Hose guide		1
16	612.4.023.1A	Bleed		1
17	771.4.014.1A	Oil duct filler		1
18	626.4.031.1A	Bracket		1
19	626.4.032.1A	Pin		1
20	539.4.035.1A	Microswitch		1
21	631.4.019.1A	Brake control lever		1
22	741.1.030.1A	Clamp		1
23	747.5.011.1A	Nut		1
24	779.1.415.1A	Special screw		1

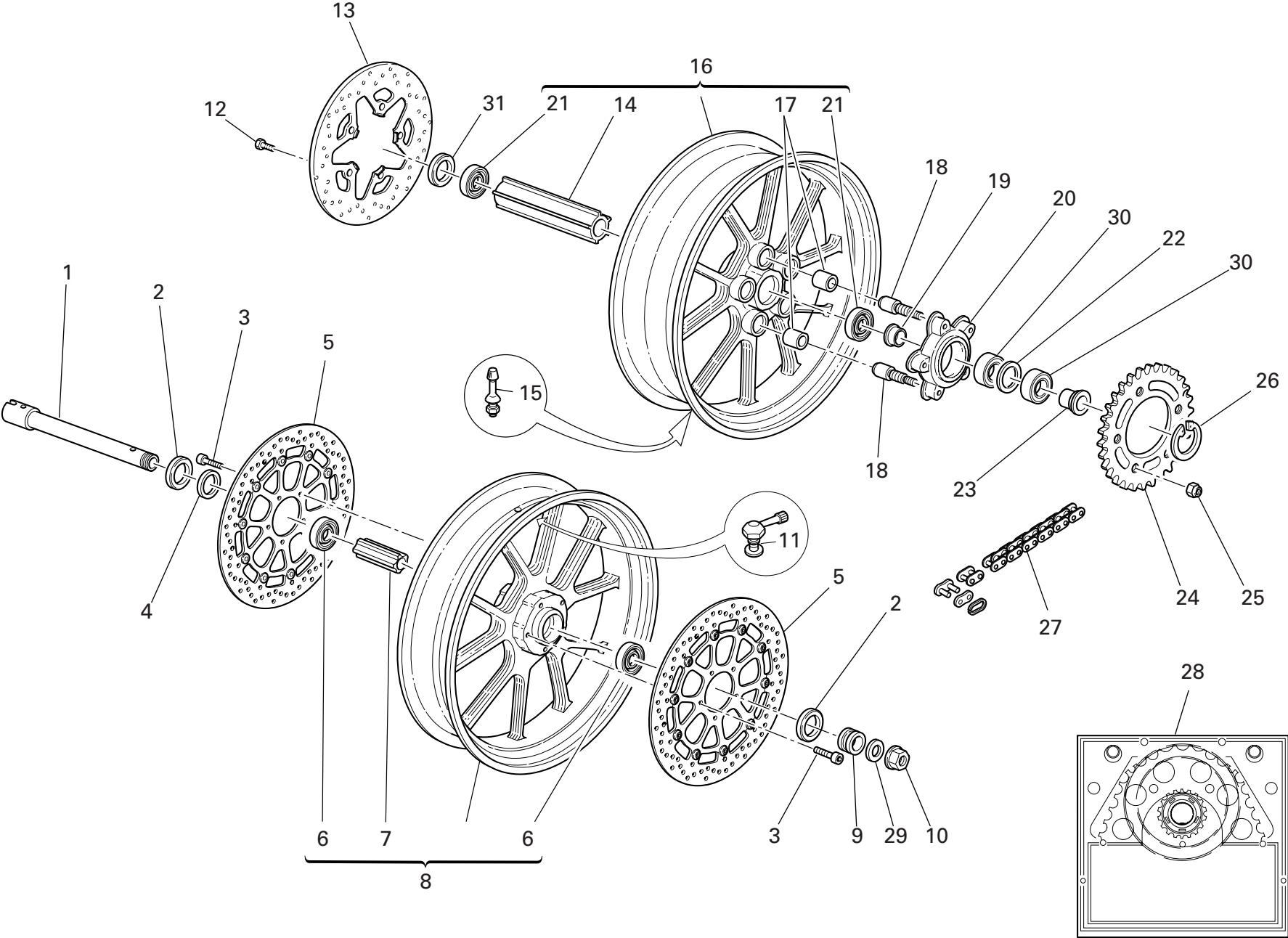
NOTES NO.	CODE NO.	DESCRIPTION	VALIDITY	Q.TY 
-----------	----------	-------------	----------	--




NOTES NO.	CODE NO.	DESCRIPTION	VALIDITY	Q.TY 
1	829.1.078.1A	Holder		1
2	771.5.754.8B	Screw		1
3	852.1.154.1A	Washer		1
4	799.1.083.1B	Spring		1
5	539.4.003.1B	Switch		1
6	457.2.013.1A	Brake control lever		1
7	747.5.005.1B	Nut		1
8	779.1.237.1B	Adjusting screw		1
9	821.1.052.1AB	Pedal pin		1
10	712.1.034.1A	Bush		1
11	455.1.010.1A	Brake lever pin		1
12	764.1.011.1A	Rubber pad		1
13	821.1.162.1A	Pin		1
14	685.5.002.1A	Split pin		1
15	779.1.293.1A	Special screw		1
16	625.4.009.1A	Rear brake pump		1
17	741.4.043.1A	Hose guide		2
18	117.1.044.1A	Adjuster rod		1
19	772.5.029.1AB	Screw		2
20	184.1.005.1A	Fork		1
21	877.1.091.1A	Tube		1
22	779.1.366.1AB	Special screw		2
23	852.5.024.1A	Gasket th.1		4
24	852.1.158.1A	Washer		1
25	631.4.016.1A	Bleed		1
26	0000.61078	Complete oil tank		1


NOTES NO.	CODE NO.	DESCRIPTION	VALIDITY	Q.TY 
27	893.4.005.1A	Cap		1
28	619.4.026.1A	Rear brake line (METAL PLAITED)		1
29	741.4.099.1A	Hose guide		3
30	771.5.639.8B	Screw		3
31	713.1.205.1A	Inner spacer		1
32	825.1.028.2A	Caliper holder plate		1
33	713.1.192.1A	Spacer		1
34	552.4.037.1A	Sensor		1
35	771.5.665.8B	Screw		1
36	612.4.016.1A	Spare pins and spring		2
37	611.4.020.1A	Rear brake caliper		1
38	613.4.038.1A	Pads pair		1
39	771.5.723.8B	Screw		2
40	612.4.008.1A	Dust seal		1
41	779.5.056.8B	Screw		1
42	747.5.003.1A	Nut		1
43	0000.01199	O-ring		2
44	741.4.038.1A	Hose guide		4

DRAWING 026 FRONT AND REAR WHEELS



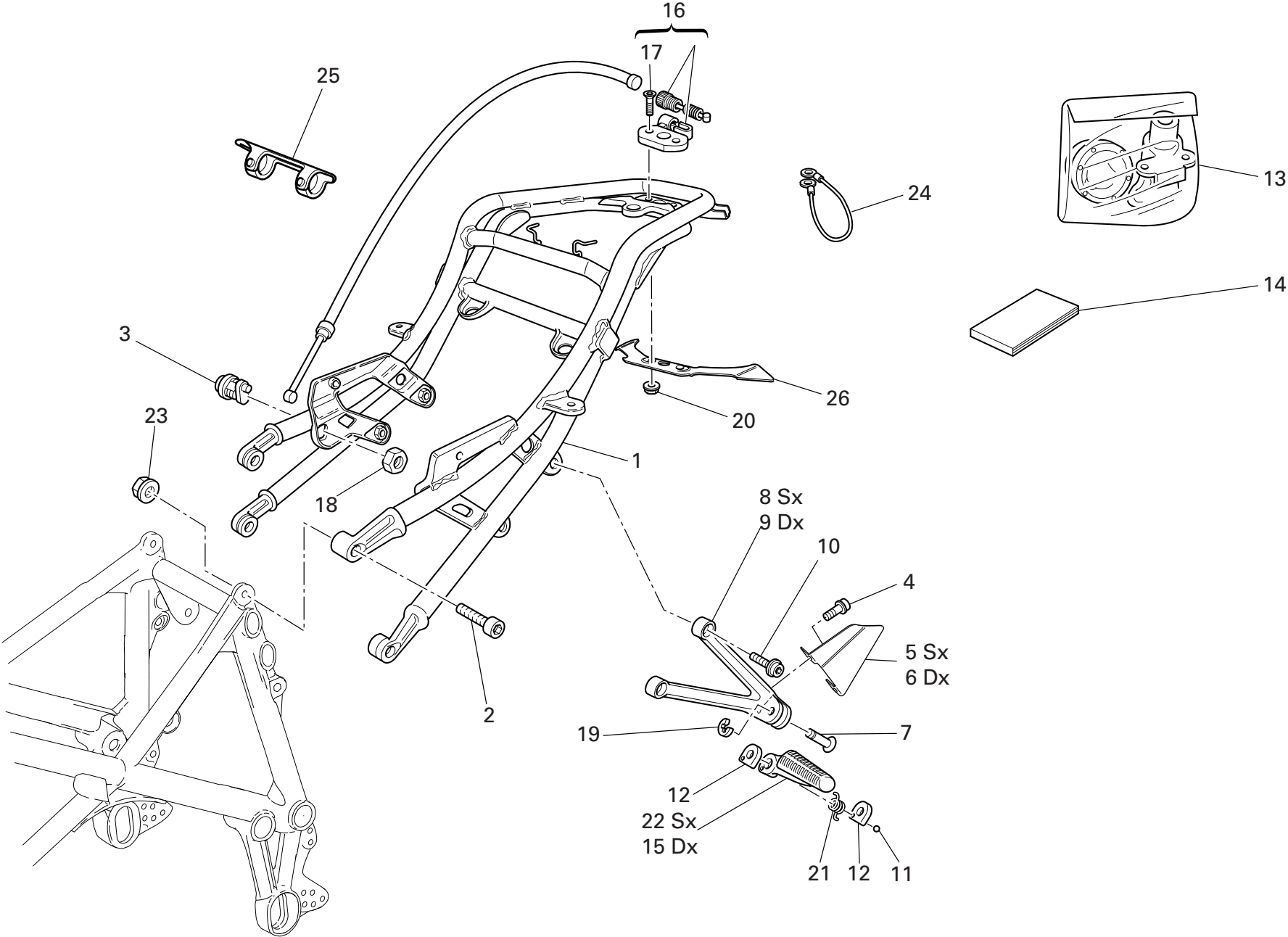
DRAWING 026 FRONT AND REAR WHEELS

NOTES NO.	CODE NO.	DESCRIPTION	VALIDITY	Q.TY 
1	819.1.043.1A	Front wheel spindle		1
2	930.4.052.1A	Seal ring		2
3	779.1.399.1A	Screw		10
4	713.1.196.1A	R.H. spacer		1
5	492.4.075.1A	Front brake disc ø320		2
6	702.5.045.1A	Bearing		2
7	714.1.047.1A	Inner spacer		1
8	501.2.100.1AB	Front wheel rim (BLACK)		1
9	713.1.197.3A	L.H. spacer		1
10	748.1.014.1A	Nut		1
11	497.2.001.2A	Valve		1
12	779.1.311.1A	Screw		5
13	492.4.077.1A	Rear brake disc		1
14	714.1.057.1A	Inner spacer		1
15	0803.77.010	Valve		1
16	502.2.117.1AB	Rear wheel rim (BLACK)		1
17	700.1.005.1A	Vibration damper		5
18	821.1.009.1B	Pin		5
19	710.1.084.1A	Bush		1
20	160.1.092.2A	Rear sprocket flange		1
21	702.5.050.1A	Bearing		2
22	713.1.184.1A	Inner spacer		1
23	713.1.186.1A	Spacer		1
24	494.1.099.1A	Ring gear z=38		1
25	748.4.024.1AB	Nut		5
26	884.4.006.1A	Circlip		1

NOTES NO.	CODE NO.	DESCRIPTION	VALIDITY	Q.TY 
27	676.4.037.1A	Chain 95+1		1
28	676.2.056.1A	Final drive kit		1
29	930.4.039.1A	Seal ring		1
30	702.4.038.1A	Bearing		2

DRAWING 027

REAR FRAME (bip)-REAR FOOT RESTS

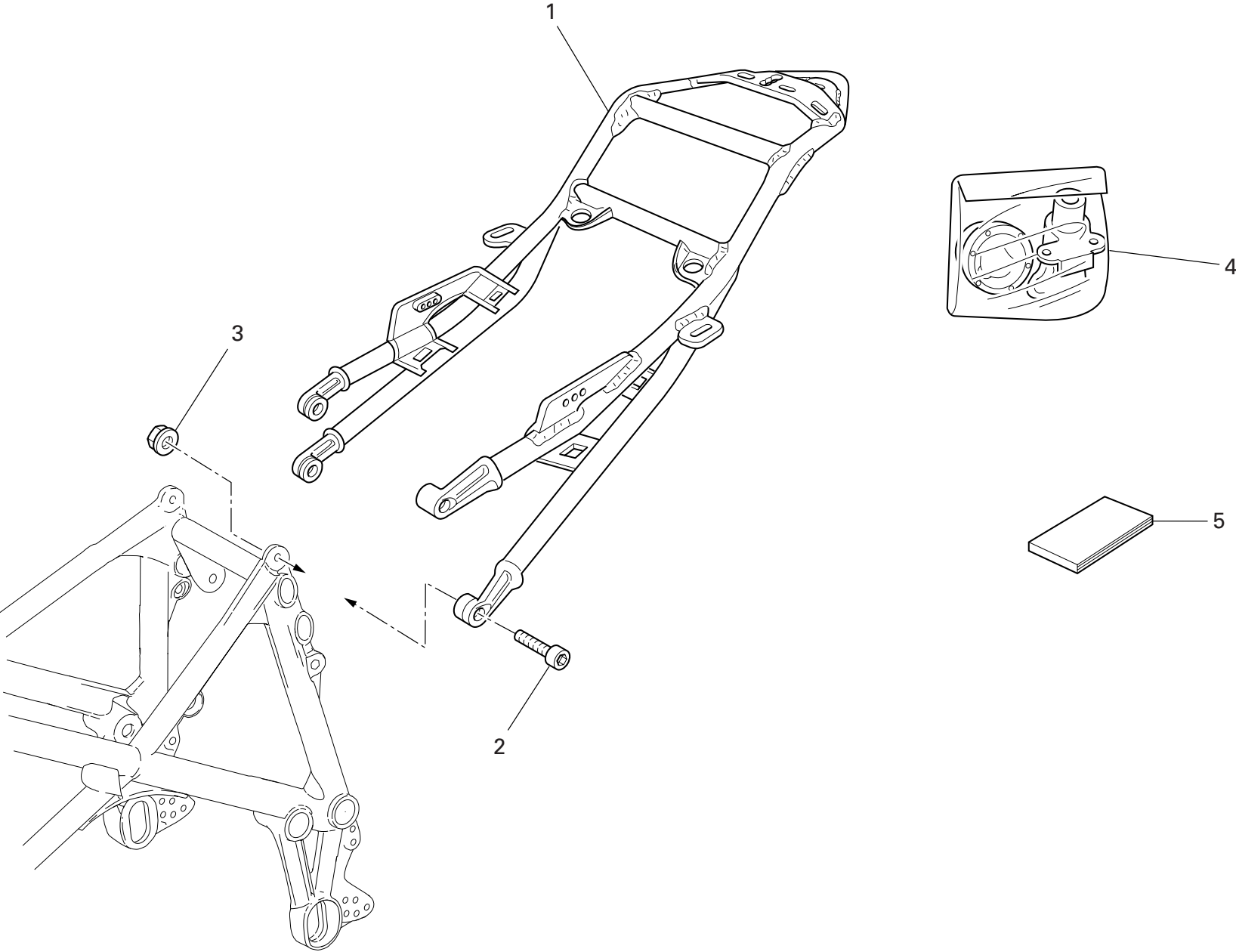


DRAWING 027 REAR FRAME (bip)-REAR FOOT RESTS

NOTES NO.	CODE NO.	DESCRIPTION	VALIDITY	Q.TY 
1	470.1.064.2AB	Rear frame (bip) (BLACK)		1
2	771.5.127.8C	Screw		4
3	598.2.023.1A	Seat lock		1
4	771.5.639.8B	Screw		4
5	247.1.187.1A	L.H. protection		1
6	247.1.186.1A	R.H. protection		1
7	821.1.068.1B	Pin		2
8	824.1.082.1A	L.H. foot peg holder plate		1
9	824.1.081.1A	R.H. foot peg holder plate		1
10	771.5.723.8B	Screw		4
11	80N0.21507	Ball		2
12	827.1.115.1B	Plate		4
13	598.2.031.2C	Locks kit		1
14	913.7.114.1A	Owner's manual		1
15	465.1.010.1A	Rear R.H. foot peg		1
16	599.2.009.1A	Seat lock unit		1
17	777.5.039.8B	Screw		2
18	750.1.024.1A	Nut		1
19	884.5.003.1A	Ring		2
20	748.4.100.1AB	Nut		2
21	799.1.252.1A	Spring		2
22	465.1.008.1A	Rear L.H. foot peg		1
23	748.4.035.1A	Nut		4
24	732.1.004.1A	Helmet anti-theft wire		1
25	741.1.011.1A	Hose guide		2
26	460.1.210.1A	Heat guard		1

NOTES NO.	CODE NO.	DESCRIPTION	VALIDITY	Q.TY 
-----------	----------	-------------	----------	--

DRAWING 027a REAR FRAME(mon)

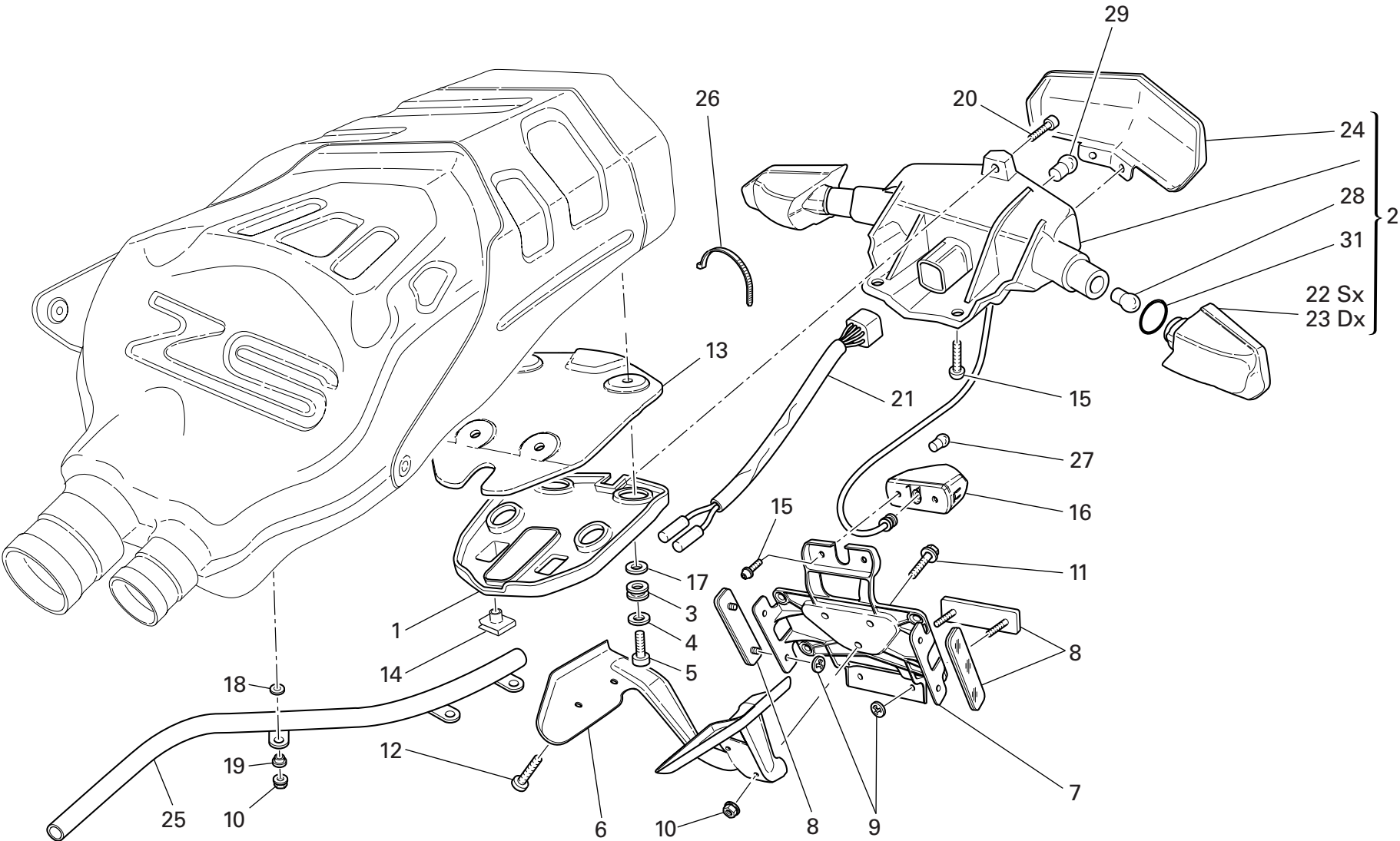


DRAWING 027a REAR FRAME(mon)

NOTES NO.	CODE NO.	DESCRIPTION	VALIDITY	Q.TY
1	471.1.009.3BW	Rear frame (BLACK)		1
2	771.5.127.8C	Screw		4
3	748.4.035.1A	Nut		4
4	598.2.031.2D	Locks kit		1
5	913.7.114.1A	Owner's manual		1


NOTES NO.	CODE NO.	DESCRIPTION	VALIDITY	Q.TY
-----------	----------	-------------	----------	------

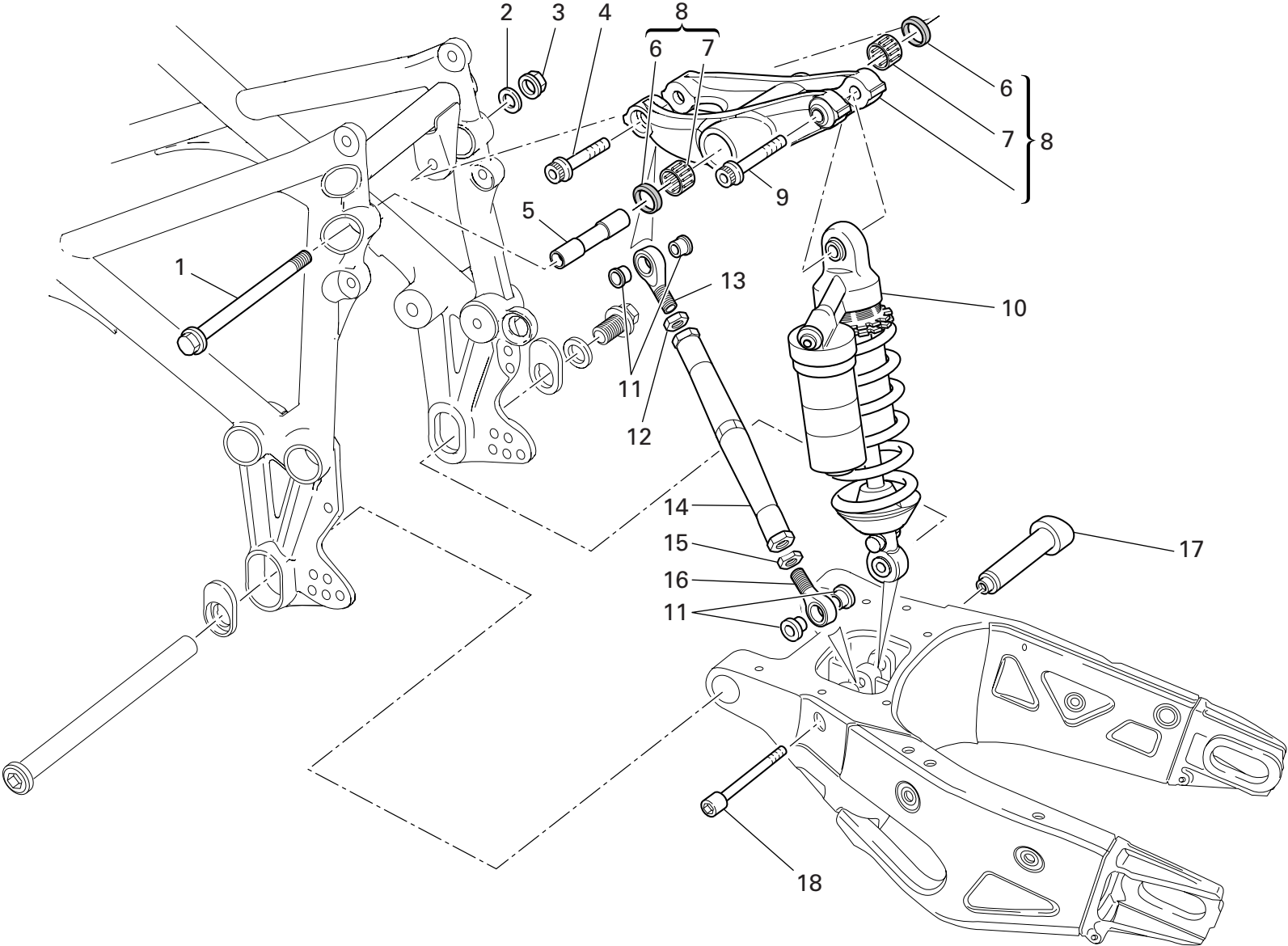
DRAWING 027b NUMBER PLATE HOLDER




DRAWING 027b NUMBER PLATE HOLDER

NOTES NO.	CODE NO.	DESCRIPTION	VALIDITY	Q.TY 
1	525.1.013.1A	Headlight holder		1
2	525.1.012.1A	Tail light		1
3	764.1.064.1A	Vibration damper pad		4
4	852.1.148.1B	Washer		4
5	779.1.279.1C	Screw		4
6	830.1.263.2A	Bracket		1
7	561.1.024.1A	Holder		1
8	529.1.010.1A	Reflector		3
9	850.4.052.1A	Quik fastening		6
10	748.1.036.1A	Nut		6
11	772.5.032.1A	Screw		3
12	775.1.018.1A	Screw		4
13	460.1.119.1A	Taillight heat guard		1
14	850.4.047.1A	Quik fastening		3
15	775.1.029.1A	Screw		4
16	525.1.019.1A	Number plate light		1
17	852.1.162.1A	Washer		4
18	856.1.023.1A	Washer		3
19	716.1.108.1A	Spacer		3
20	775.1.017.1A	Screw		1
21	510.1.242.1A	Wiring		1
22	531.1.002.1A	LH rear indicator body		1
23	531.1.001.1A	RH rear indicator body		1
24	525.1.014.1A	Taillight glass		1
25	877.1.090.1A	Wiring protection		1
26	0691.91.030	Hose guide		1

NOTES NO.	CODE NO.	DESCRIPTION	VALIDITY	Q.TY 
27	8000.36230	Bulb		1
28	886.5.042.1A	O-ring		2
29	390.4.003.1A	Two-light bulb 12V 5/21W		1
30	8000.36726	Bulb		2



DRAWING 028 REAR SUSPENSION

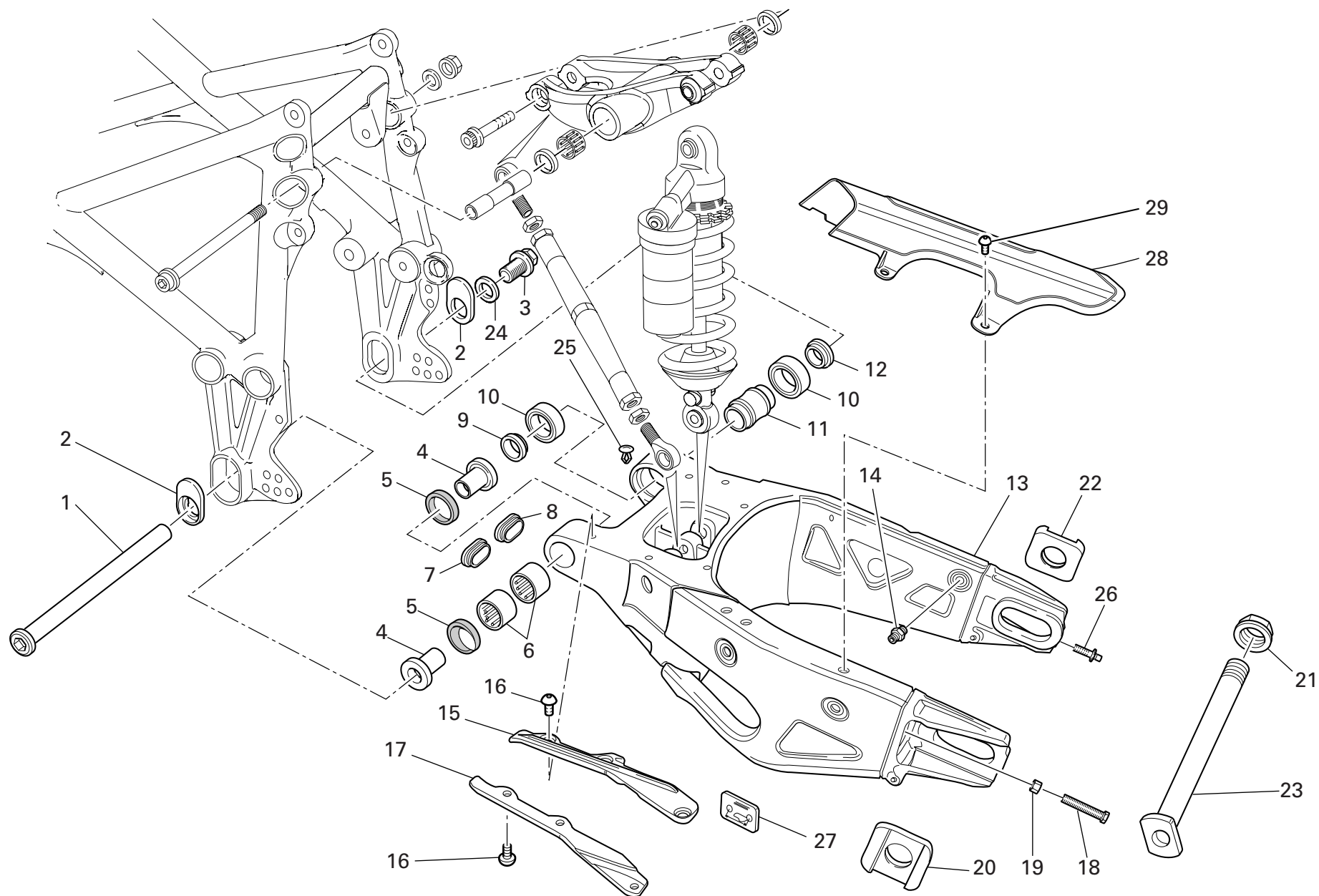
NOTES NO.	CODE NO.	DESCRIPTION	VALIDITY	Q.TY 
1	771.1.031.1A	Screw		1
2	713.1.239.1A	Washer		1
3	748.4.037.1AB	Nut		1
4	771.5.937.8B	Screw		1
5	715.1.003.1A	Spacer		1
6	930.4.011.1A	Seal ring		2
7	701.4.004.1A	Needle bearing		2
8	372.2.003.2A	Rocker assembly		1
9	771.5.938.8B	Screw		1
10	365.2.050.1A	Shock absorber (bip)		1
10	365.2.050.1B	Shock absorber (mon)		1
11	710.1.025.1A	Bush		4
12	750.1.021.1A	Nut		1
13	848.4.026.1A	Ball joint		1
14	875.1.073.1A	Tie rod		1
15	750.1.022.1A	Nut		1
16	848.4.027.1A	Ball joint		1
17	750.1.112.1B	Bush		1
18	771.1.016.1A	Screw		1

NOTES NO.	CODE NO.	DESCRIPTION	VALIDITY	Q.TY 

DRAWING


028a

REAR FORK

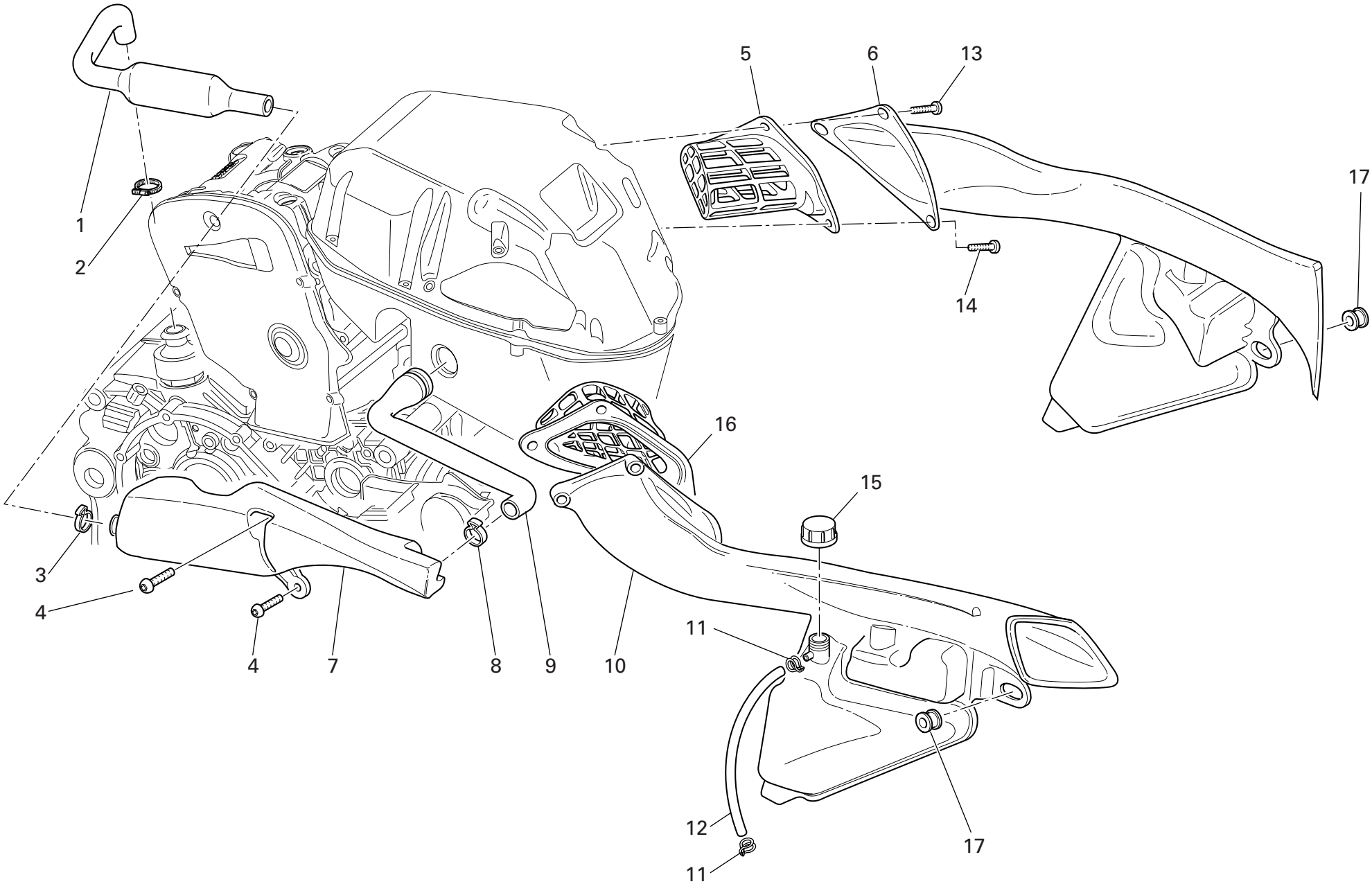


DRAWING 028a REAR FORK


NOTES NO.	CODE NO.	DESCRIPTION	VALIDITY	Q.TY 
1	369.1.010.1A	Swingarm pivot		1
2	756.1.007.1A	Eccentric		2
3	772.1.028.1A	Screw		1
4	710.1.090.1A	Bush		2
5	930.5.012.1A	Seal ring		2
6	701.4.017.1A	Needle bearing		2
7	872.1.016.1A	Cap		1
8	872.1.042.1A	L.H. cap		1
9	712.1.029.1A	Spacer		1
10	702.5.045.1A	Bearing		2
11	713.1.187.1A	Spacer		1
12	712.1.030.1A	Spacer		1
13	370.1.044.2A	Swingarm		1
14	832.1.026.1B	Pin		1
15	447.1.056.1A	Lower chain sliding shoe		1
16	775.1.008.1B	Screw		3
17	447.1.055.1A	Upper chain sliding shoer		1
18	779.1.373.1A	Special screw		2
19	750.1.125.1A	Nut		2
20	373.1.045.1A	LH chain slider		1
21	750.1.061.1A	Nut		1
22	373.1.046.1A	RH chain slider		1
23	819.1.040.1A	Rear wheel spindle		1
24	852.1.068.1B	Washer		1
25	872.4.044.1A	Cap		2
26	779.1.372.1A	Special screw		2

NOTES NO.	CODE NO.	DESCRIPTION	VALIDITY	Q.TY 
27	433.1.320.1A	Chain adjustment sticker		1
28	446.1.012.1A	Chain guard		1
29	775.1.020.1A	Screw		3

DRAWING 029 AIR INDUCTION - OIL VENT

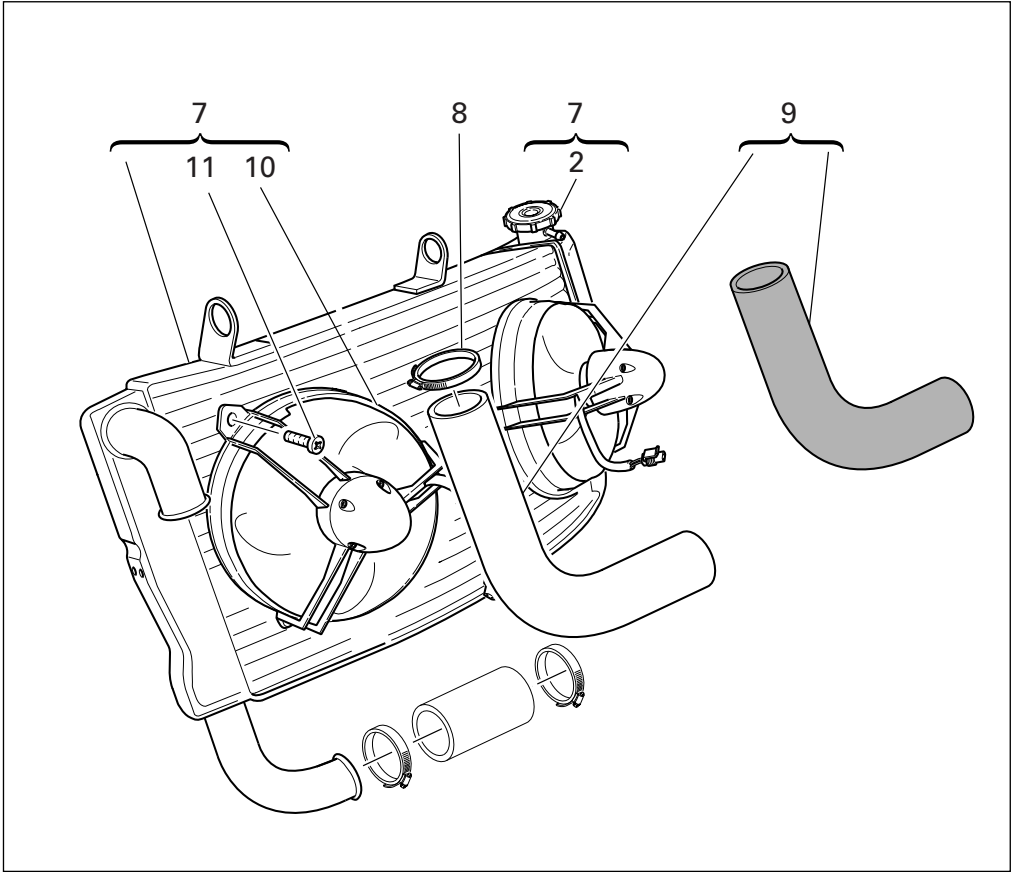
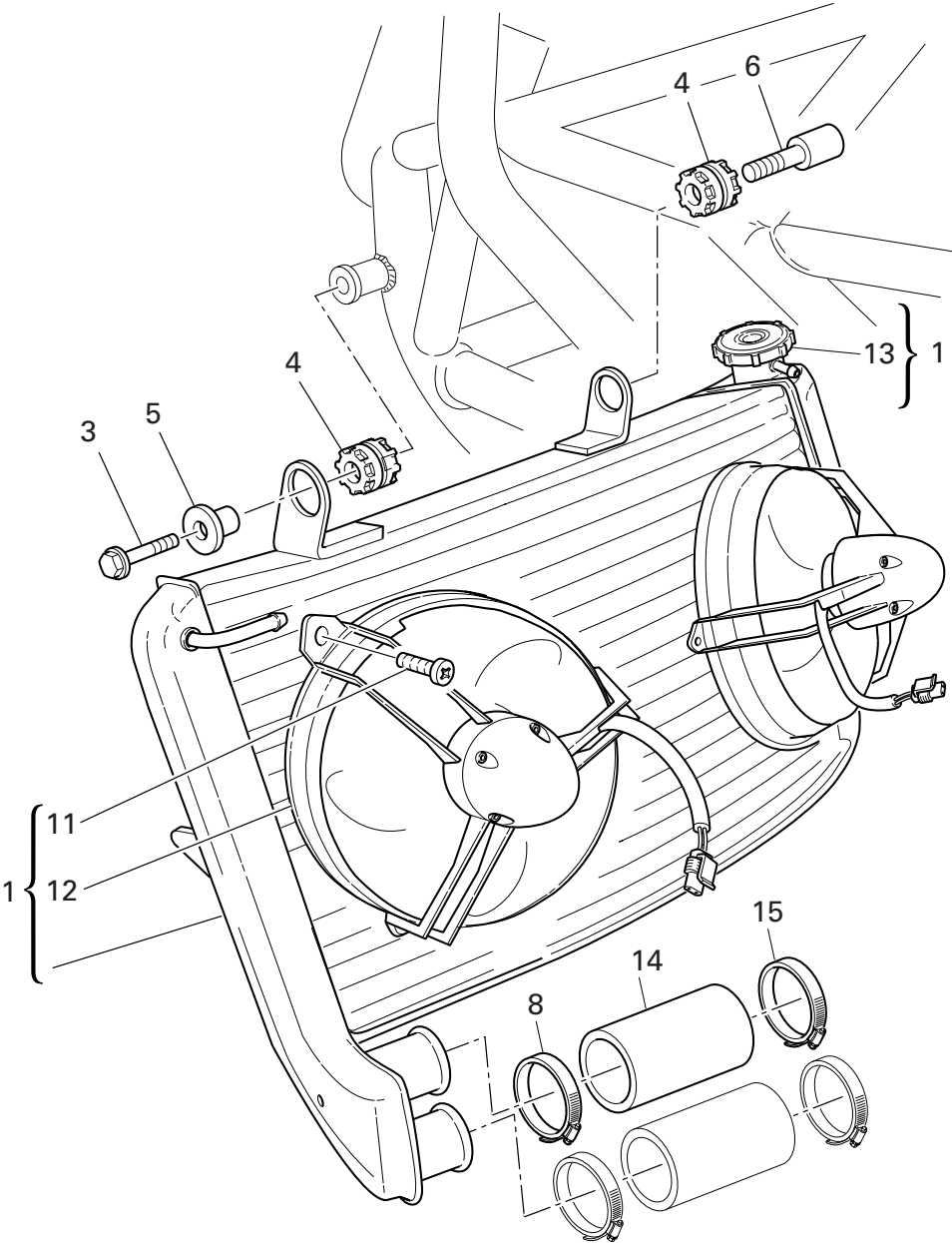


DRAWING 029 AIR INDUCTION - OIL VENT


NOTES NO.	CODE NO.	DESCRIPTION	VALIDITY	Q.TY 
1	876.2.003.1A	Tube		1
2	741.5.033.1B	Hose guide		1
3	8000.50454	Hose guide		1
4	775.1.008.3A	Screw		2
5	426.2.018.1A	LH air filter assembly		1
6	484.1.041.1A	L.H. air manifold		1
7	585.1.034.1A	Oil breather tank		1
8	8000.50450	Hose guide		1
9	876.2.004.1A	Breather pipe		1
10	484.1.042.1A	R.H. air manifold		1
11	741.1.029.1A	Spring clamp		1
12	934.1.003.2A	Tube		1
13	772.1.043.1A	Screw		4
14	772.1.042.1A	Screw		1
15	0000.40427	Tank cap		1
16	426.2.019.1A	RH air filter assembly		1
17	764.1.056.1A	Rubber pad		2

NOTES NO.	CODE NO.	DESCRIPTION	VALIDITY	Q.TY 
-----------	----------	-------------	----------	--

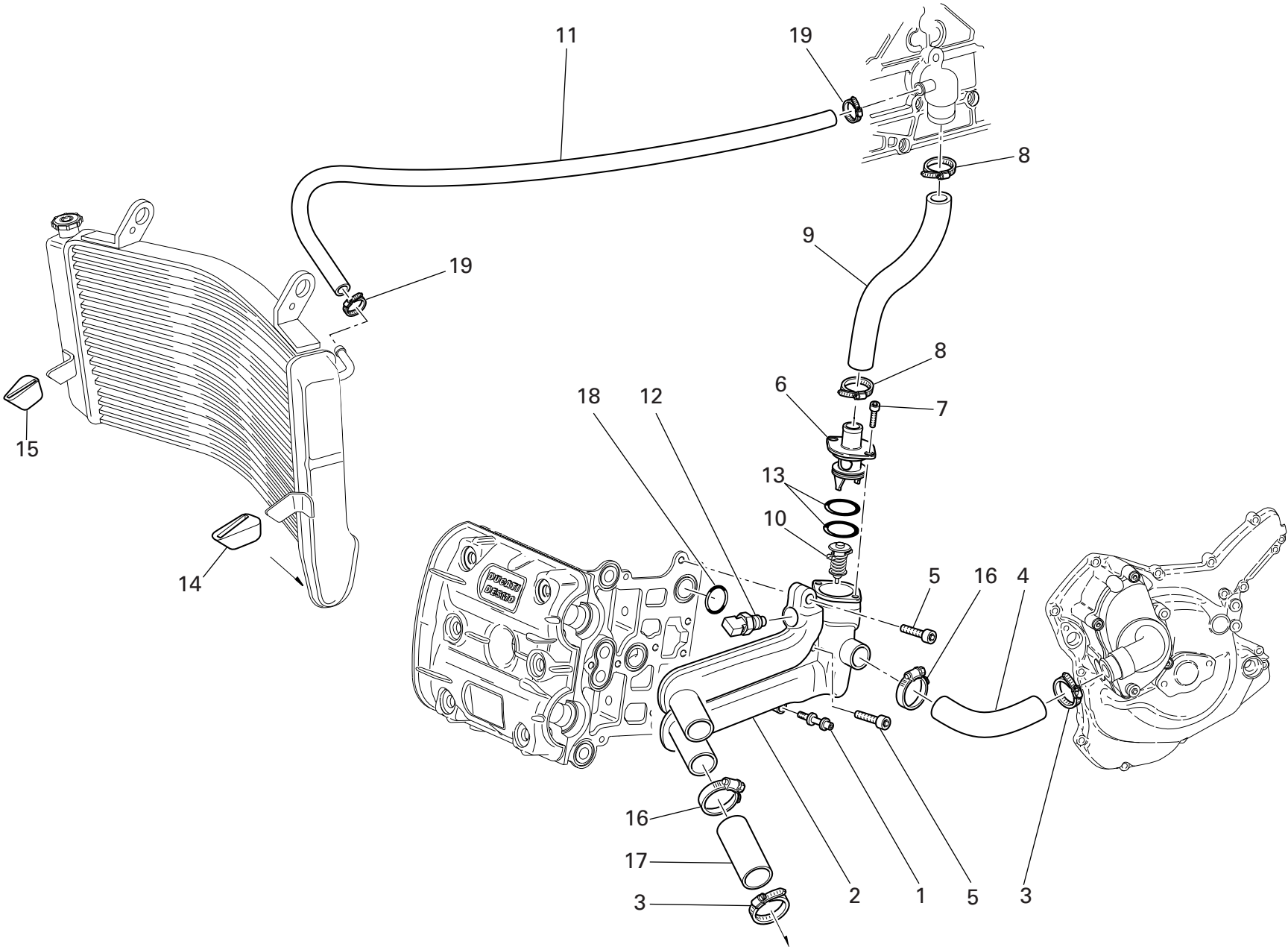
DRAWING 030 WATER RADIATOR ASSY




DRAWING 030 WATER RADIATOR ASSY

NOTES NO.	CODE NO.	DESCRIPTION	VALIDITY	Q.TY 
1	548.4.040.1A	Water radiator		1
2	893.1.003.1A	Radiator cap		1
3	772.5.033.1AB	Screw		1
4	764.1.022.1A	Vibration damper pad		2
5	713.1.304.1A	Spacer		1
6	779.1.301.1AB	Special screw		1
7	548.4.041.2A	Water radiator		1
8	741.4.025.1A	Hose guide		1
9	800.2.121.1A	Hose		1
10	550.4.012.1A	Electric fan		2
11	779.4.076.1A	Screw		6
12	550.4.013.1A	Electric fan		2
13	893.4.006.1A	Radiator cap		1
14	800.1.113.1A	Hose		1
15	741.4.101.1A	Hose guide		1

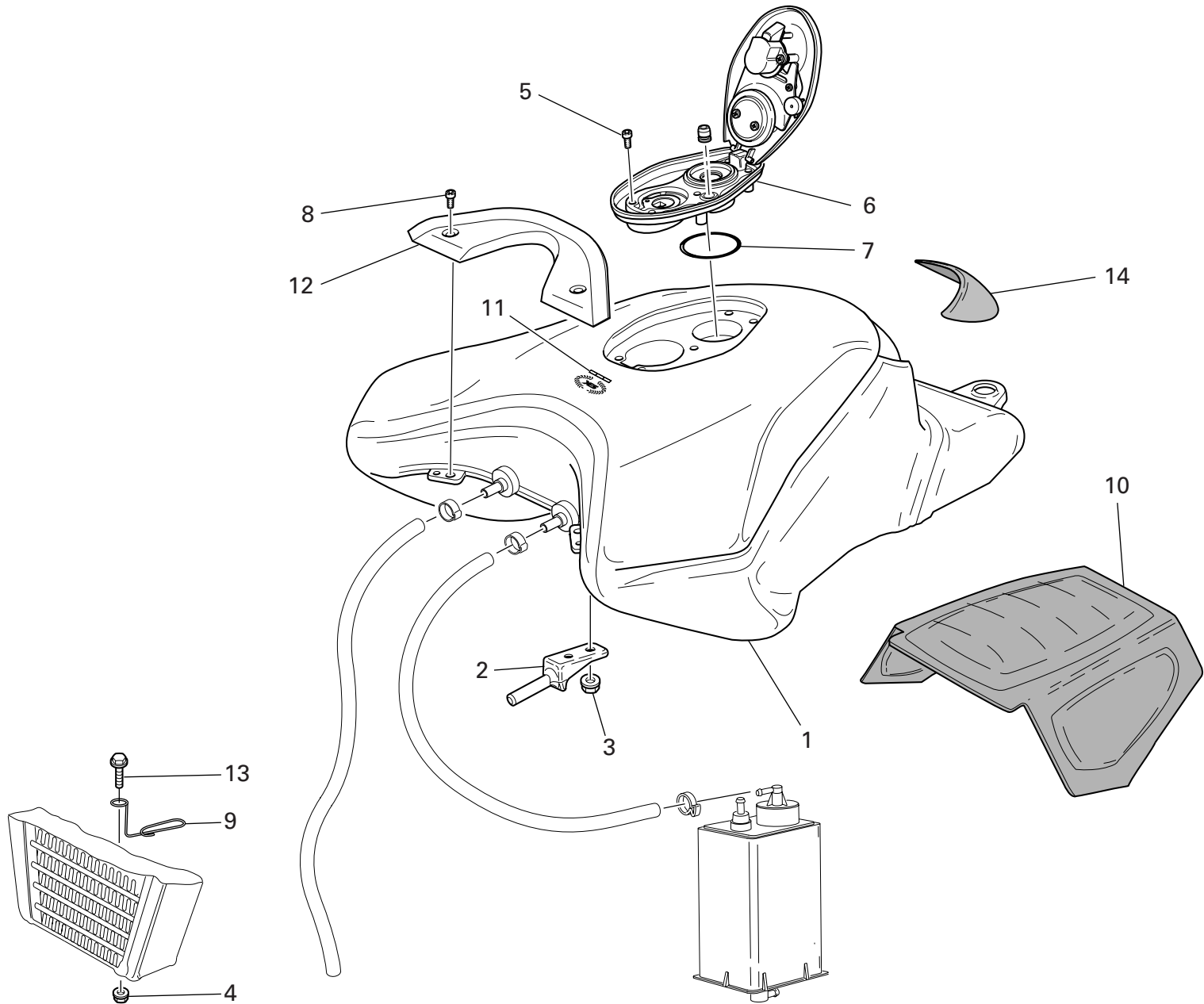
NOTES NO.	CODE NO.	DESCRIPTION	VALIDITY	Q.TY 




DRAWING 031 COOLING CIRCUIT

NOTES NO.	CODE NO.	DESCRIPTION	VALIDITY	Q.TY 
1	779.1.261.1A	Screw		1
2	616.1.005.1A	Distributor body		1
3	741.4.025.1A	Hose guide		2
4	800.1.112.1A	Hose		1
5	771.5.072.8B	Screw		2
6	616.1.006.1A	Cap		1
7	771.5.064.8B	Screw		2
8	741.4.002.1A	Hose guide		2
9	800.1.083.1A	Thermostat/pump hose		1
10	553.4.005.1A	Valve		1
11	934.1.004.1A	Breather pipe		1
12	552.4.013.1A	Sensor		1
13	886.4.048.1A	O-ring		2
14	764.1.041.1A	Rubber pad		1
15	764.1.045.1A	Rubber pad		1
16	741.4.101.1A	Hose guide		2
17	800.1.113.1A	Hose		2
18	93823.2087	O-ring		1
19	741.4.019.1A	Hose guide		1

NOTES NO.	CODE NO.	DESCRIPTION	VALIDITY	Q.TY 

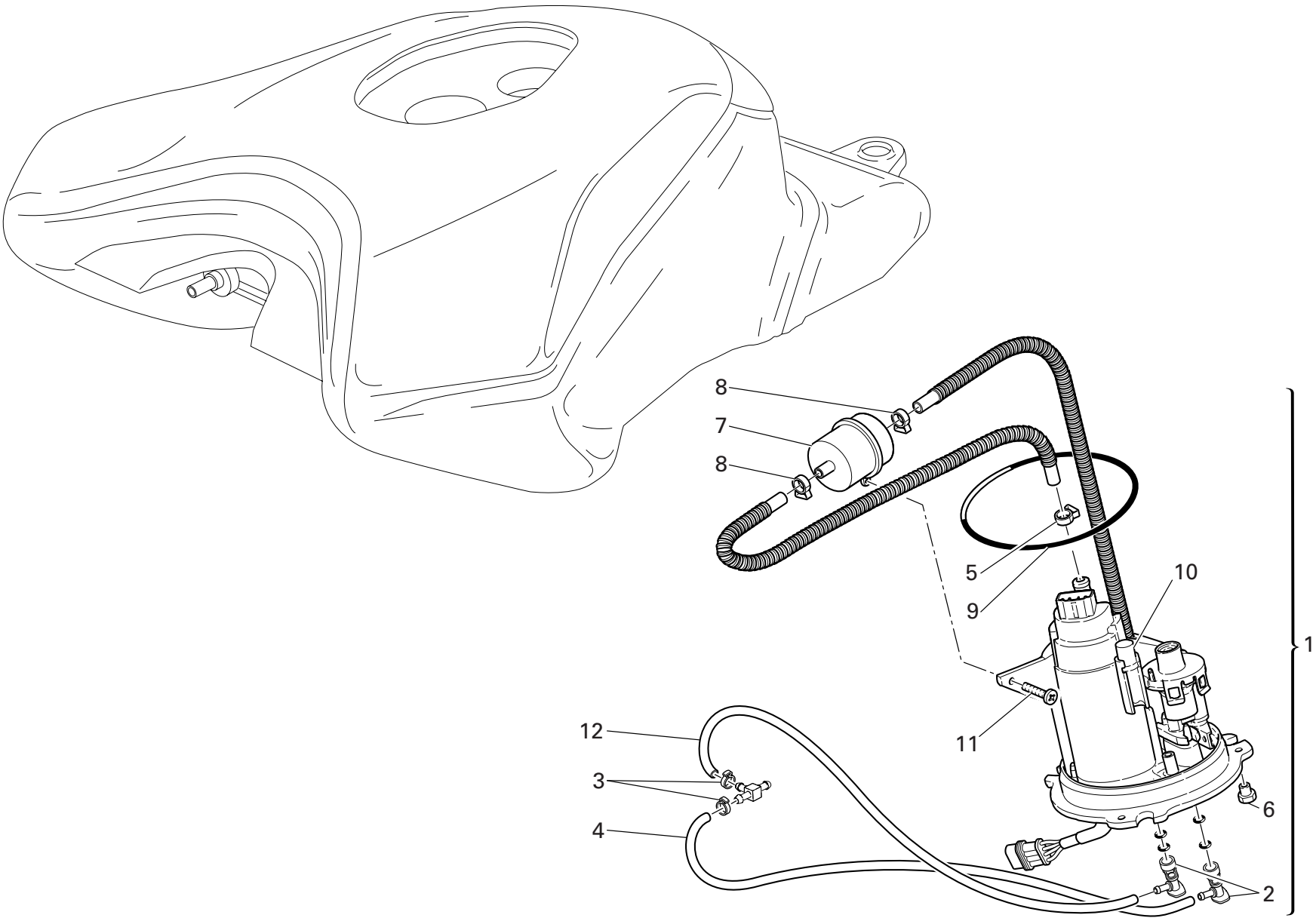


DRAWING 032 FUEL TANK


NOTES NO.	CODE NO.	DESCRIPTION	VALIDITY	Q.TY 
1	586.1.053.1AA	Fuel tank (RED)		1
1	586.1.053.1AT	Fuel tank (BLACK)		1
2	587.1.049.1A	Tank front connection		2
3	750.5.001.1A	Nut		4
4	749.4.004.1A	Nut		1
5	775.1.017.1A	Screw		5
6	895.2.003.1A	Tank cap		1
7	886.4.055.1A	O-ring		1
8	775.1.033.1A	Screw		2
9	881.1.040.1A	Ring		1
10	486.1.068.2A	Panel		1
11	438.1.357.1AB	Sticker "alloro Ducati" (for RED, BLACK)		1
12	247.1.197.1A	Cover		1
13	772.5.029.1AB	Screw		1
14	723.1.006.2A	Cap		1

NOTES NO.	CODE NO.	DESCRIPTION	VALIDITY	Q.TY 

DRAWING 032a FUEL SYSTEM

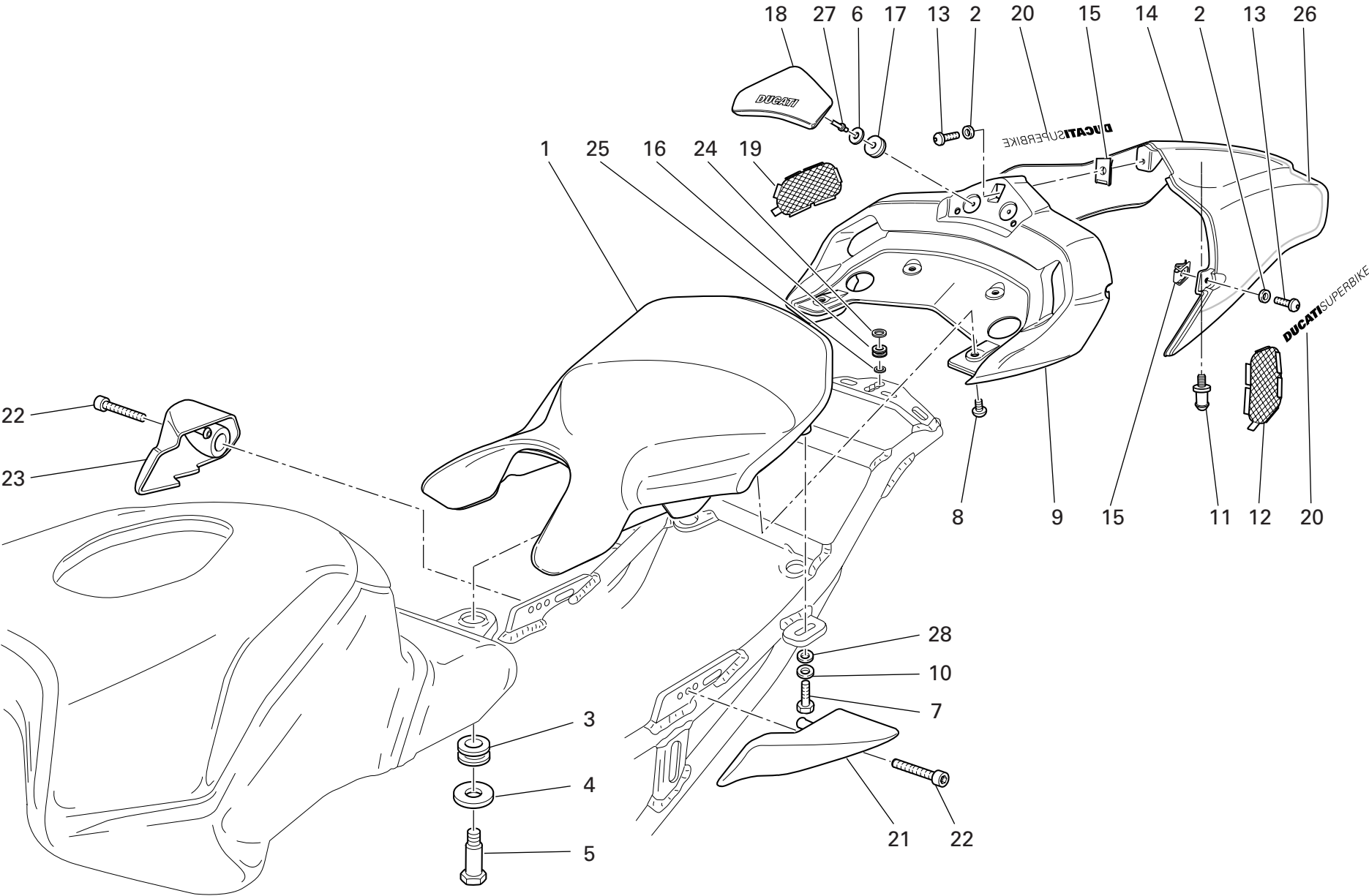


DRAWING 032a FUEL SYSTEM

NOTES NO.	CODE NO.	DESCRIPTION	VALIDITY	Q.TY 
1	160.2.362.2A	Complete flange		1
2	814.4.010.1A	Quick-coupling union		2
3	287.4.024.1B	Hose guide		2
4	590.1.198.1A	Fuel pipe (Delivery)		1
5	741.4.092.1A	collar		1
6	750.1.115.1A	Nut		3
7	425.4.010.1A	Filter		1
8	741.4.093.1A	collar		3
9	886.5.033.1A	O-ring		1
10	552.4.048.1A	Thermistor		1
11	774.5.006.1A	Self-tapping screw		1
12	590.1.199.1A	Fuel pipe (Return)		1


NOTES NO.	CODE NO.	DESCRIPTION	VALIDITY	Q.TY 
-----------	----------	-------------	----------	--

DRAWING 033 SEAT (monoposto)

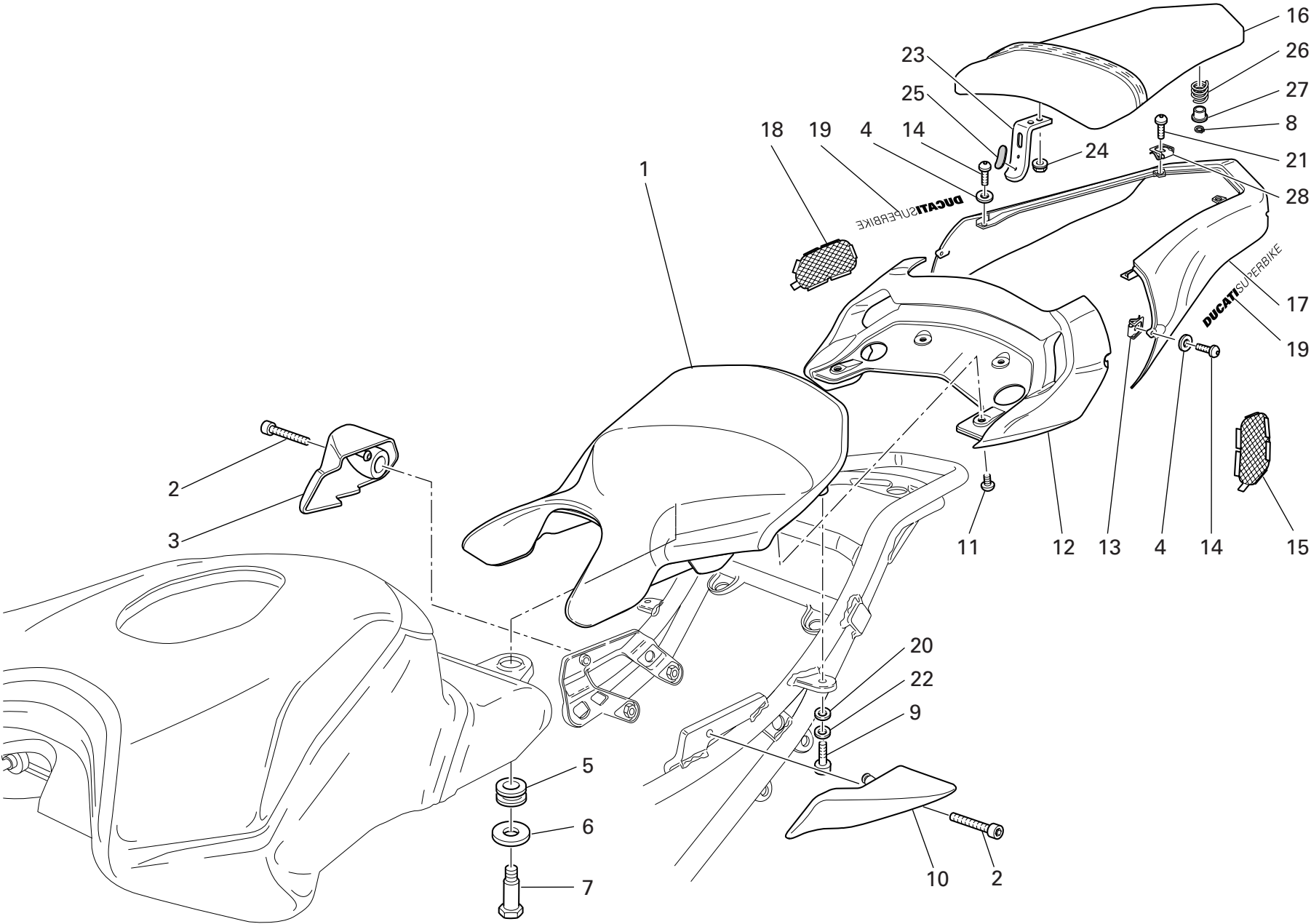


DRAWING 033 SEAT (monoposto)

NOTES NO.	CODE NO.	DESCRIPTION	VALIDITY	Q.TY 
1	595.1.052.2A	Seat		1
2	856.4.002.1A	Washer		3
3	700.1.041.1A	Bush		1
4	856.1.087.1A	Washer		1
5	779.1.282.1A	Special screw		1
6	852.1.075.1B	Washer		2
7	771.5.067.2BB	Screw		2
8	775.1.008.3A	Screw		4
9	483.1.035.2AA	Tail section secured under the seat (RED)		1
9	483.1.035.2AT	Tail section secured under the seat (BLACK)		1
10	852.5.009.1A	Washer		2
11	832.1.027.1B	Pin		1
12	460.1.124.1A	Net		1
13	775.1.017.1A	Screw		3
14	483.1.047.2AA	Single-seater tail guard (RED)		1
14	483.1.047.2AT	Single-seater tail guard (BLACK)		1
15	850.4.055.1A	Quik fastening		3
16	764.1.067.1A	Rubber pad		1
17	850.1.014.1A	Quik fastening		2
18	595.1.055.1A	Seat back		1
19	460.1.123.1A	Net		1
20	438.1.240.1A	Sticker "DUCATI SUPERBIKE" (RED, BLACK)		2
21	806.1.016.1A	L.H. handle		1
22	779.1.286.2A	Screw		2
23	806.1.015.1A	R.H. handle		1


NOTES NO.	CODE NO.	DESCRIPTION	VALIDITY	Q.TY 
24	852.4.170.1A	Washer		1
25	852.1.166.1A	Washer		1
26	437.1.132.1AA	Sticker		2
27	736.4.012.1A	Shear rivet		2
28	853.5.003.1A	Washer		2

DRAWING 033a SEAT (biposto)



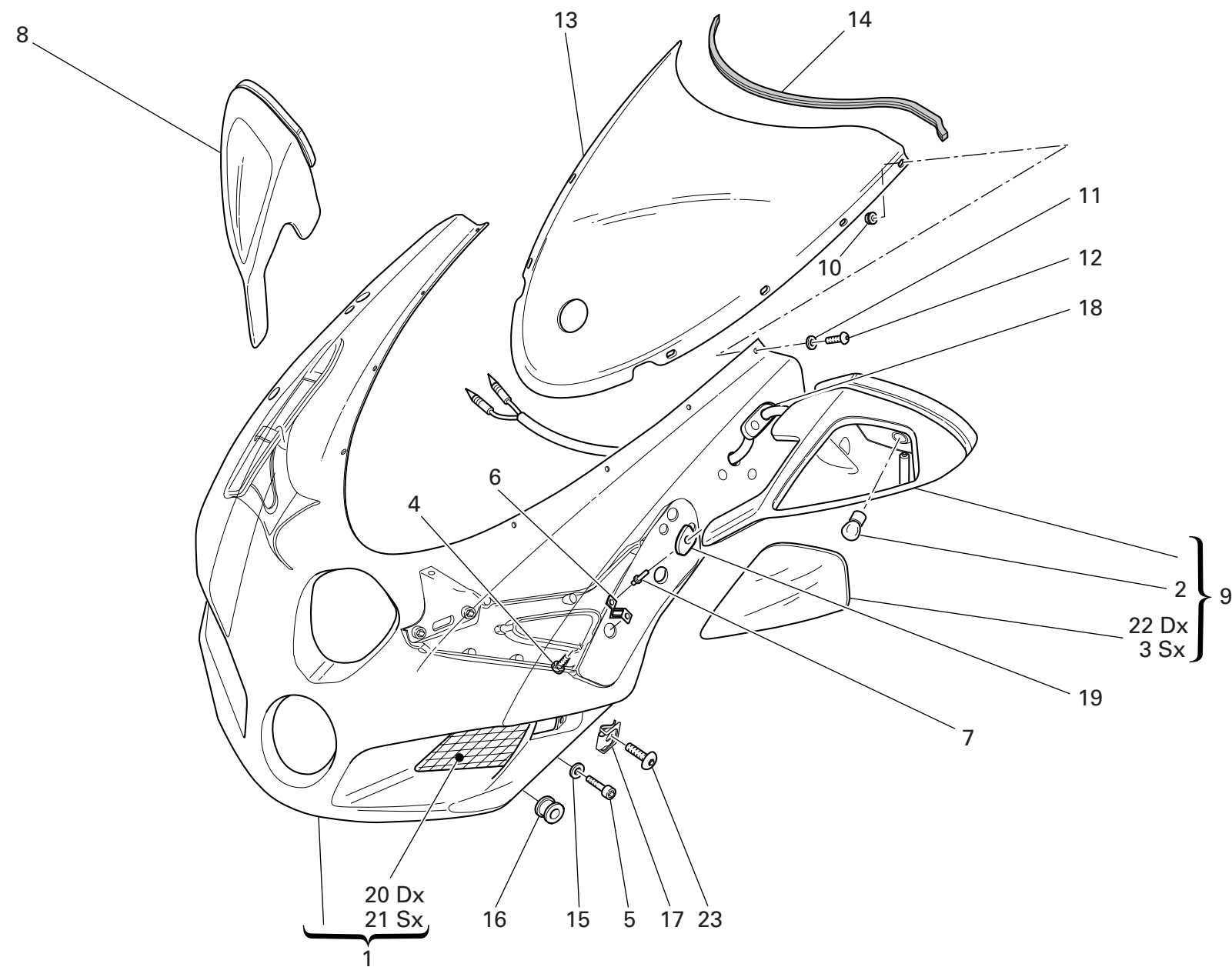
DRAWING 033a SEAT (biposto)

NOTES NO.	CODE NO.	DESCRIPTION	VALIDITY	Q.TY 
1	595.1.052.2A	Seat		1
2	779.1.286.2A	Screw		2
3	806.1.015.1A	R.H. handle		1
4	856.4.002.1A	Washer		4
5	700.1.041.1A	Bush		1
6	856.1.087.1A	Washer		1
7	779.1.282.1A	Special screw		1
8	884.4.025.1A	Circlip		1
9	771.5.067.2BB	Screw		2
10	806.1.016.1A	L.H. handle		1
11	775.1.008.3A	Screw		4
12	483.1.036.2AA	Tail section secured under the seat (RED)		1
12	483.1.036.2AT	Tail section secured under the seat (BLACK)		1
13	850.4.055.1A	Quik fastening		4
14	775.1.017.1A	Screw		4
15	460.1.124.1A	Net		1
16	595.1.056.2AC	Pillion rider seat (BLACK)		1
17	483.1.038.3AA	Rear fairing (RED)		1
17	483.1.038.3AT	Rear fairing (BLACK)		1
18	460.1.123.1A	Net		1
19	438.1.240.1A	Sticker "DUCATI SUPERBIKE" (RED, BLACK)		2
20	852.5.009.1A	Washer		2
21	775.1.029.1A	Screw		2
22	853.5.003.1A	Washer		2
23	760.1.025.1A	Hook		2

NOTES NO.	CODE NO.	DESCRIPTION	VALIDITY	Q.TY 
24	749.4.004.1A	Nut		4
25	764.1.054.1A	Rubber pad		2
26	799.1.175.1A	Spring		1
27	841.1.037.1A	Retainer		1
28	850.4.047.1A	Quik fastening		2

DRAWING 034

HEADLIGHT FAIRING



DRAWING

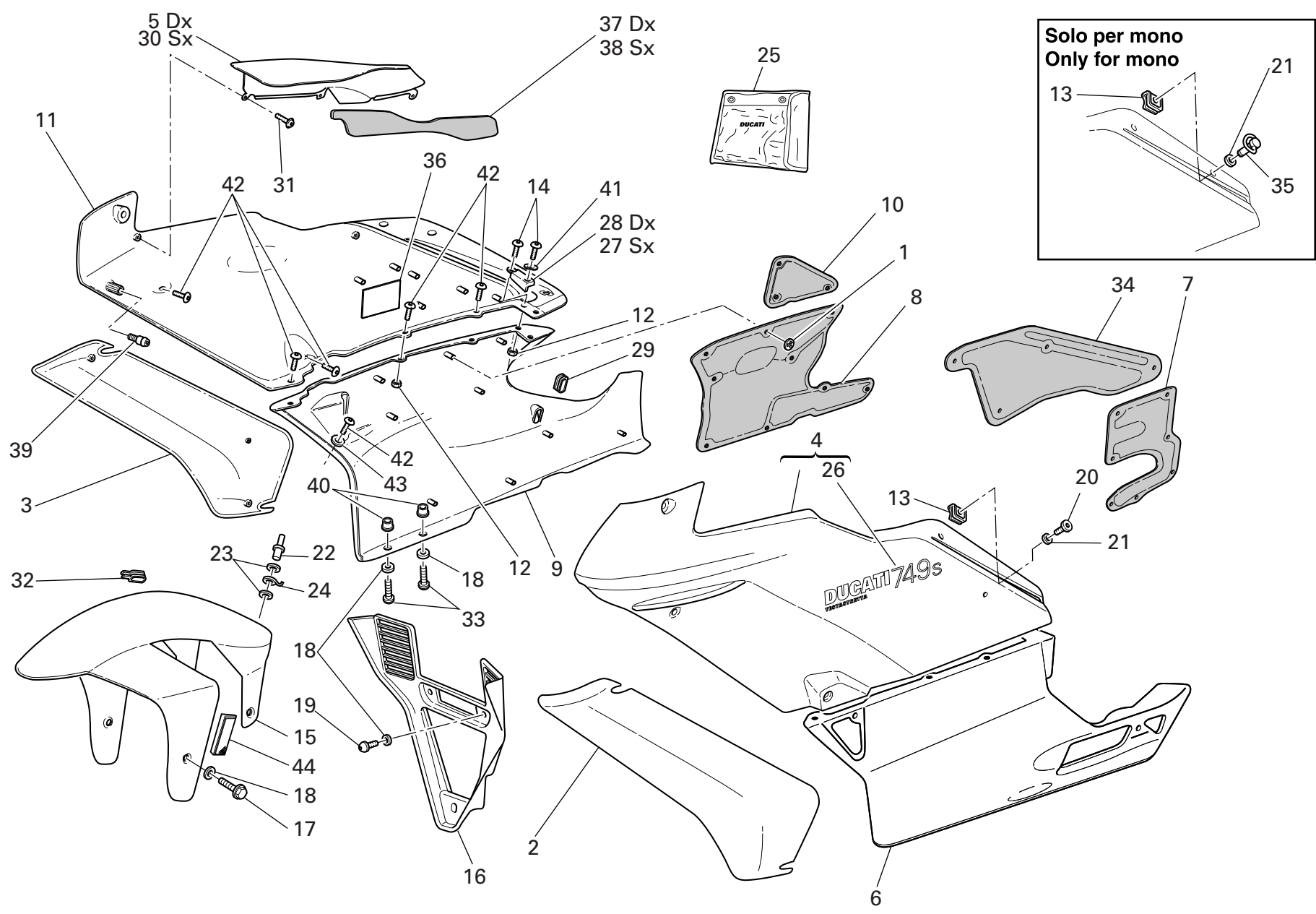
034

HEADLIGHT FAIRING


NOTES NO.	CODE NO.	DESCRIPTION	VALIDITY	Q.TY
				
1	481.1.025.1CA	Headlight fairing (RED)		1
1	481.1.025.1CT	Headlight fairing (BLACK)		1
1	481.3.025.1C	Headlight fairing (unpainted)		1
2	390.4.018.1A	Bulb 10W		1
3	532.4.007.1A	Cup		1
4	779.1.283.1A	Screw		2
5	772.1.041.1A	Screw		2
6	799.1.228.1A	Spring		4
7	736.4.012.1A	Shear rivet		8
8	523.2.009.1AA	R.H. rear-view mirror (RED)		1
8	523.2.009.1AT	R.H. rear-view mirror (BLACK)		1
9	523.2.010.1AA	L.H. rear-view mirror (RED)		1
9	523.2.010.1AT	L.H. rear-view mirror (BLACK)		1
10	750.1.028.1A	Nut		8
11	852.1.024.1A	Nylon washer		8
12	775.1.007.1AB	Special screw		8
13	487.2.028.1C	Windshield		1
14	764.1.060.1A	Windscreen protection rubber		1
15	852.1.156.1A	Spring washer		2
16	764.1.084.1A	Vibration damper pad		2
17	850.4.081.1A	Quik fastening		2
18	764.1.078.1A	Rearview mirror rear rubber		2
19	764.1.077.1A	Rearview mirror front rubber		2
20	460.3.102.1A	R.H. protection		1
21	460.3.103.1A	L.H. protection		1
22	532.4.006.1A	Cup		1

NOTES NO.	CODE NO.	DESCRIPTION	VALIDITY	Q.TY
				
23	779.1.433.1A	Screw		2

DRAWING 034a FAIRING



DRAWING 034a FAIRING

NOTES NO.	CODE NO.	DESCRIPTION	VALIDITY	Q.TY 
1	850.4.044.1A	Quik fastening		26
2	480.1.153.1CA	L.H. Air deflector (RED)		1
2	480.1.153.1CT	L.H. Air deflector (BLACK)		1
2	480.3.153.1C	L.H. Air deflector (not painted)		1
3	480.1.150.1CA	R.H. air deflector (RED)		1
3	480.1.150.1CT	R.H. air deflector (BLACK)		1
3	480.3.150.1C	R.H. air deflector (not painted)		1
4	480.1.184.1CA	L.H. upper half-fairing (RED)		1
4	480.1.184.1CT	L.H. upper half-fairing (BLACK)		1
4	480.3.182.1C	L.H. upper half-fairing (unpainted)		1
5	247.2.195.2A	R.H. protection		1
6	480.1.155.1CA	L.H. lower half-fairing (RED)		1
6	480.1.155.1CT	L.H. lower half-fairing (BLACK)		1
6	480.3.155.1C	L.H. lower half-fairing (unpainted)		1
7	486.1.064.2A	L.H. side panel		1
8	486.1.063.2A	R.H. side panel		1
9	480.1.152.1CA	R.H. lower half-fairing (RED)		1
9	480.1.152.1CT	R.H. lower half-fairing (BLACK)		1
9	480.3.152.1C	R.H. lower half-fairing (unpainted)		1
10	486.1.069.2A	R.H. side panel		1
11	480.1.183.1CA	R.H. upper half-fairing (RED)		1
11	480.1.183.1CT	R.H. upper half-fairing (BLACK)		1
11	480.3.181.1C	R.H. upper half-fairing (unpainted)		1
12	748.4.100.1AB	Nut		10
13	850.4.049.1A	Quik fastening		4
14	779.1.290.1A	Screw		4

CATALOGUE No: 915.1.206.2C
ISSUED: 09 - 06

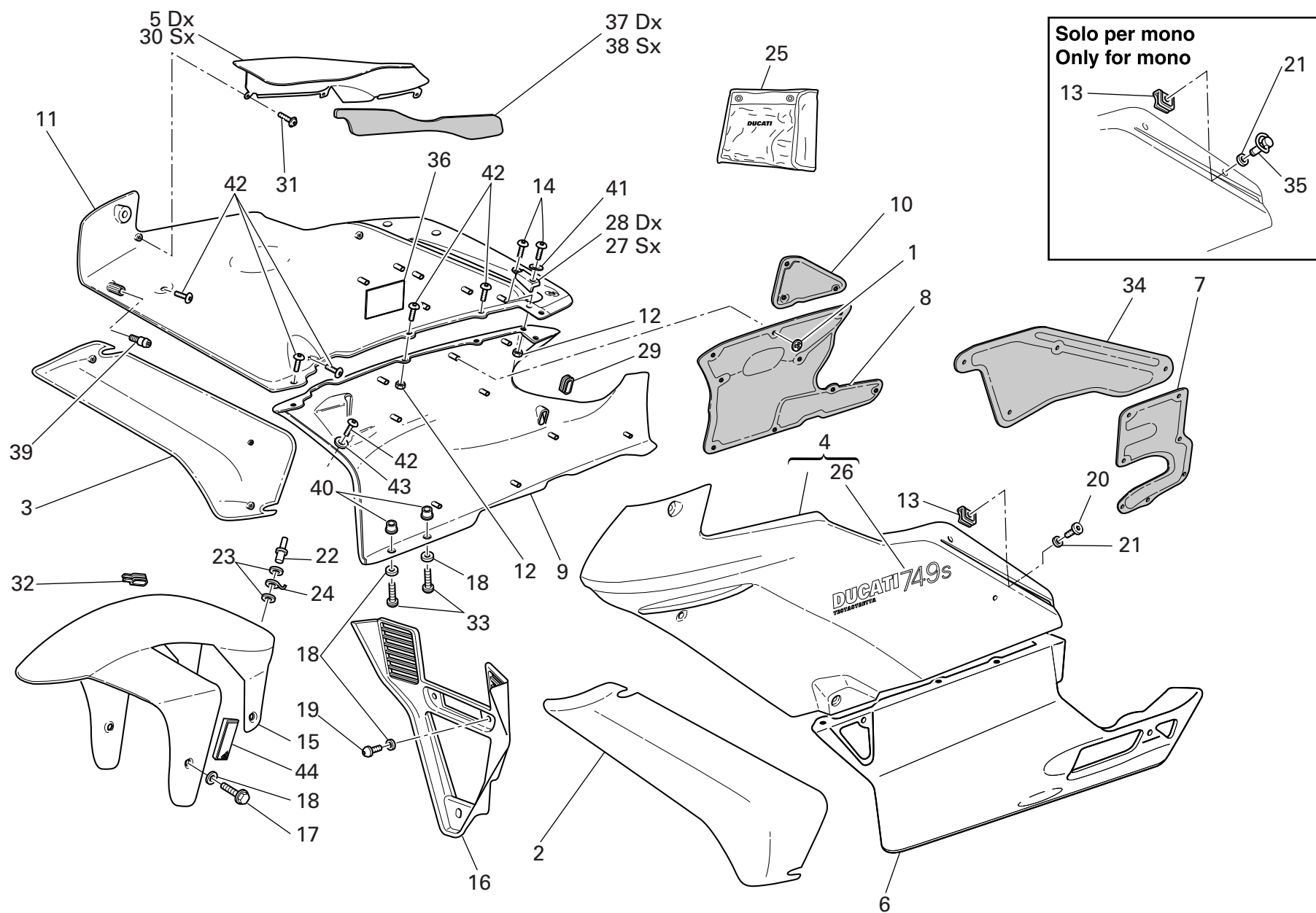
NOTES NO.	CODE NO.	DESCRIPTION	VALIDITY	Q.TY 
15	564.1.042.1CA	Front mudguard (RED)		1
15	564.1.042.1CT	Front mudguard (BLACK)		1
15	564.3.042.1C	Front mudguard (unpainted)		1
16	484.1.044.1CA	Air manifold (RED)		1
16	484.1.044.1CT	Air manifold (BLACK)		1
17	772.1.061.1A	Screw		4
18	856.1.042.1A	Nylon washer		9
19	775.1.020.1A	Screw		3
20	850.4.050.1A	Pin		4
21	850.4.051.1A	Seal ring		4
22	736.4.013.1B	Shear rivet		1
23	852.1.075.1B	Washer		2
24	850.1.003.1A	Clip		1
25	697.2.015.1A	Tool bag		1
26	438.1.362.1AA	Sticker "DUCATI 749S" (RED, BLACK)		2
27	827.1.281.1A	L.H. plate		1
28	827.1.280.1A	R.H. plate		1
29	764.1.055.1A	Rubber pad		1
30	247.2.196.2A	L.H. protection		1
31	772.5.034.1B	Screw		6
32	764.1.061.1A	Seal		1
33	775.1.021.1A	Screw		2
34	486.1.062.2A	L.H. side panel		1
35	850.4.058.1A	Pin		4
36	926.1.003.1A	Velcro		1
37	486.1.065.1A	R.H. side panel		1

CATALOGUE No: 915.1.206.2C
ISSUED: 09 - 06

DRAWING

034a

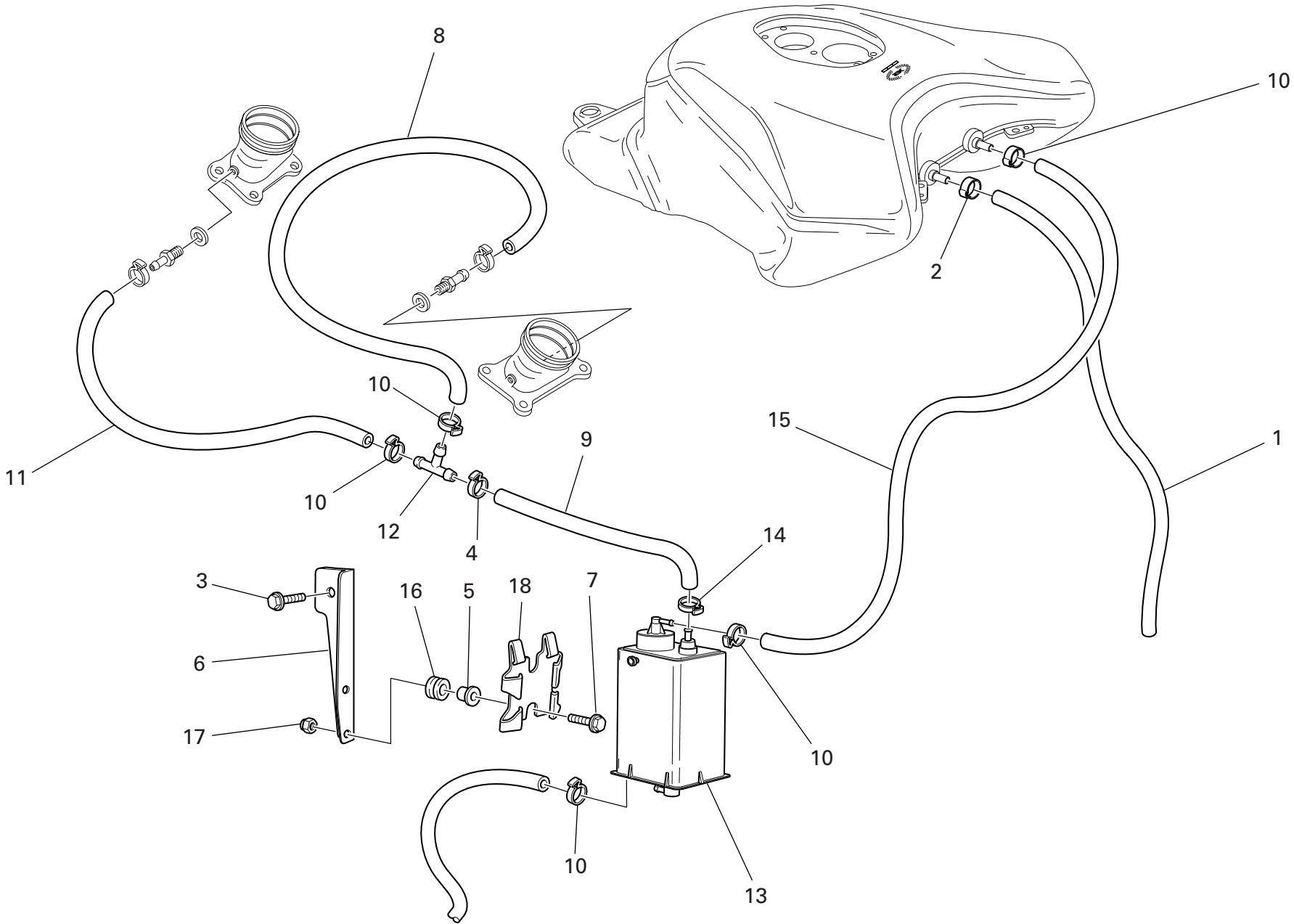
FAIRING




DRAWING 034a FAIRING

NOTES NO.	CODE NO.	DESCRIPTION	VALIDITY	Q.TY
38	486.1.066.1A	L.H. side panel		1
39	832.1.030.1A	Pin		2
40	0364.99.020	Bush		2
41	852.4.009.1A	Washer		2
42	775.1.017.1A	Screw		12
43	852.4.013.1A	Washer		6
44	529.1.008.1AB	Cat's eye (AMBER)		2

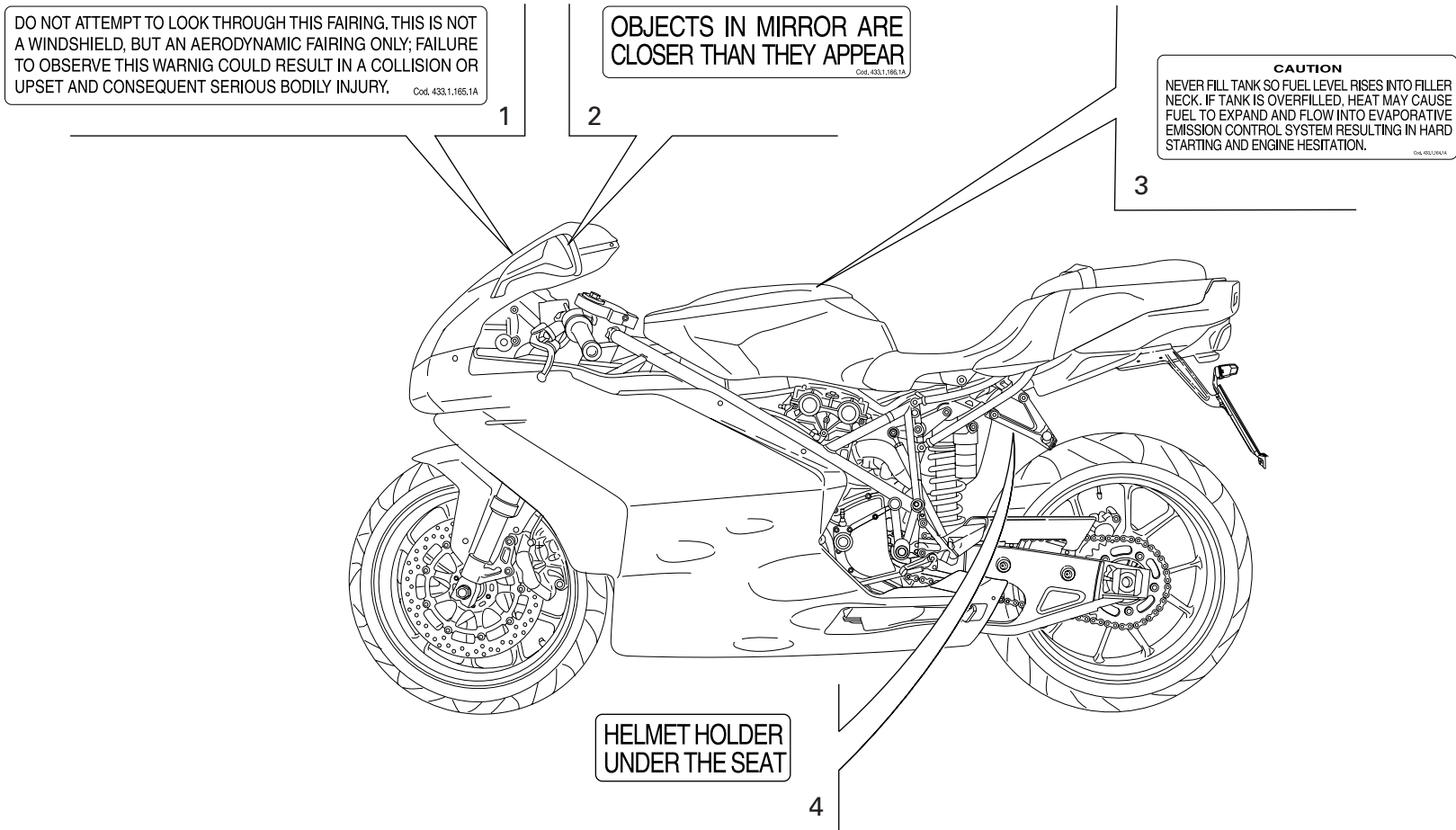
NOTES NO.	CODE NO.	DESCRIPTION	VALIDITY	Q.TY
-----------	----------	-------------	----------	------



DRAWING 035 FUEL INFEED

NOTES NO.	CODE NO.	DESCRIPTION	VALIDITY	Q.TY 
1	590.1.233.1A	Breather pipe		1
2	741.4.065.1A	Hose guide		1
3	772.5.032.1A	Screw		1
4	741.4.059.1A	Hose guide		1
5	716.1.043.1B	Spacer		2
6	830.1.281.1A	Bracket		1
7	772.5.031.1AB	Screw		2
8	590.1.192.1A	Tube		1
9	590.1.213.1A	Tube		1
10	741.4.063.1A	Hose guide		5
11	590.1.111.1A	Fuel pipe		2
12	0361.98.850	Shunt valve		1
13	426.1.007.1B	CANISTER filter		1
14	741.4.058.1A	Hose guide		1
15	590.1.106.1A	Tube		1
16	764.1.029.1A	Rubber pad		2
17	749.4.004.1A	Nut		2
18	827.1.157.1A	Plate		1

NOTES NO.	CODE NO.	DESCRIPTION	VALIDITY	Q.TY 
-----------	----------	-------------	----------	--



DRAWING 036 MARKING PLATES

NOTES NO.	CODE NO.	DESCRIPTION	VALIDITY	Q.TY
1	433.1.165.1A	Sticker		1
2	433.1.166.1A	Label		2
3	433.1.164.1A	Sticker		1
4	433.1.170.1A	Sticker		1

NOTES NO.	CODE NO.	DESCRIPTION	VALIDITY	Q.TY
-----------	----------	-------------	----------	------

CODE No.	Drwg.	POS. N.	CODE No.	Drwg.	POS. N.	CODE No.	Drwg.	POS. N.	CODE No.	Drwg.	POS. N.	CODE No.	Drwg.	POS. N.
0000.01199	022	30	0660.16.145	004	21	146.2.125.1A	006	1	172.1.011.1C	003	23	245.1.061.1A	008	1
0000.01199	025	43	0660.50.020	012	8	147.1.014.1A	008	10	173.1.012.3A	012	20	245.1.062.1A	008	2
0000.33552	023	2	0665.49.680	005a	1	148.2.240.1A	015	15	174.1.025.2A	009	12	246.1.073.1A	017	2
0000.40427	029	15	0670.16.145	003	7	148.2.241.1A	015	20	174.2.025.6A	009	1	246.1.076.1A	021	11
0000.61078	025	26	0670.16.150	003	3	148.2.242.1A	015	14	176.1.001.1A	012	6	247.1.002.1BC	011	23
0124.40.060	008	15	0670.16.155	003	19	148.2.243.1A	015	18	176.1.009.1A	012	10	247.1.083.1A	011	2
0170.91.730	021	33	0670.16.170	003	26	149.1.032.3A	003	25	180.1.001.1A	002	11	247.1.120.1A	007	8
0251.47.054	003	1	0670.49.310	009	26	150.2.006.1B	003	2	180.1.002.1A	002	12	247.1.155.2A	007	9
0272.91.090	002	8	0691.91.030	027b	26	150.2.047.2A	003	27	180.1.008.1A	002	24	247.1.161.1A	014a	2
0361.98.850	035	12	0755.29.025	006	10	150.2.053.2A	003	28	182.2.018.1A	002	18	247.1.163.1A	014a	1
0364.99.020	034a	40	0755.29.025	008	12	158.2.020.1A	006	5	184.1.005.1A	025	20	247.1.186.1A	027	6
0370.49.250	010	22	0759.49.280	009	15	160.1.057.1A	012	13	190.2.011.1A	004	8	247.1.187.1A	027	5
0400.09.050	002	21	0765.92.205	002	21	160.1.092.2A	026	20	194.2.015.1A	004	12	247.1.188.1A	019	22
0400.17.030	004	26	0799.13.110	002	27	160.1.094.1A	015	21	195.4.003.1A	004	22	247.1.191.1A	022	8
0400.17.030	010	13	0803.77.010	026	15	160.2.362.2A	032a	1	196.1.001.2B	004	10	247.1.192.1A	022	11
0400.29.125	002	34	112.1.012.1AB	006	8	162.1.001.1B	004	7	198.1.029.1A	004	13	247.1.197.1A	032	12
0400.29.126	002	34	112.1.012.1AC	006	8	170.2.032.1A	004	17	208.1.023.1A	013	3	247.1.205.1A	018	3
0400.49.240	005	13	117.1.044.1A	025	18	171.2.067.1A	008	13	209.1.013.6A	013	16	247.1.211.1A	014	2
0400.49.240	011	14	117.2.006.1A	004	29	172.1.002.1B	003	10	209.1.014.6A	013	4	247.1.212.1A	014	1
041.1.055.1A	001	19	117.2.034.1B	022	27	172.1.003.1C	003	8	210.1.049.1A	013	14	247.1.261.1A	015	6
041.1.191.1A	001	7	120.2.138.1A	007	10	172.1.004.1C	003	5	211.1.044.1A	013	5	247.2.166.2A	011	31
0619.50.065	012	17	121.1.079.1A	007	2	172.1.005.1C	003	9	220.3.208.3A	009	16	247.2.195.2A	034a	5
0659.16.555	004	1	121.1.157.1A	007	3	172.1.006.1B	003	18	225.2.144.1A	010	1	247.2.196.2A	034a	30
0660.13.060	002	19	121.2.036.1A	007	4	172.1.007.1B	003	24	242.2.054.3A	011	13	251.2.008.1A	011	29
0660.13.070	002	13	122.2.115.1A	007	1	172.1.008.1C	003	22	243.1.025.1AD	005	1	254.4.001.2A	005	4
0660.13.143	002	9	135.2.006.1A	017	3	172.1.009.1C	003	21	243.2.038.3A	005a	6	255.1.010.2B	008	18
0660.13.165	002	25	140.2.031.2A	014	10	172.1.010.1C	003	20	245.1.060.1A	008	3	255.1.019.2A	015	22
CATALOGUE No: ISSUED:	915.1.206.2C 09 - 06						CATALOGUE No: ISSUED:	915.1.206.2C 09 - 06						

CODE No.	Drwg.	POS. N.	CODE No.	Drwg.	POS. N.	CODE No.	Drwg.	POS. N.	CODE No.	Drwg.	POS. N.	CODE No.	Drwg.	POS. N.
264.4.017.1A	011	1	349.1.065.1A	021a	18	389.4.006.1A	020a	10	438.1.357.1AB	032	11	460.1.159.1A	019	30
270.4.005.1A	012	1	349.1.098.1A	021a	3	389.4.007.1A	020a	10	438.1.362.1AA	034a	26	460.1.210.1A	027	26
276.1.038.1A	012	16	349.1.101.1A	021a	10	389.4.008.1A	020a	10	442.1.073.1A	017	6	460.3.102.1A	034	20
282.4.058.1A	017	5	349.1.102.1A	021a	12	389.4.013.1A	018a	8	444.4.003.4A	009	20	460.3.103.1A	034	21
286.4.086.1F	018	15	349.1.103.1A	021a	13	389.4.013.1A	020a	10	446.1.012.1A	028a	28	462.9.012.8A	020	10
287.4.024.1B	032a	3	349.1.104.1A	021a	15	389.4.014.1A	018a	5	447.1.055.1A	028a	17	463.2.050.5A	014	5
301.2.197.1A	015	1	349.1.164.1A	021a	9	390.4.003.1A	027b	29	447.1.056.1A	028a	15	463.2.050.5A	014a	4
303.1.037.1AA	013	12	349.1.165.1A	021a	6	390.4.009.1A	020	30	449.1.050.1A	003	12	463.2.053.7A	004	15
303.1.037.1AB	013	12	349.1.166.1A	021a	14	390.4.017.1A	020	31	451.1.017.1A	008	23	464.1.005.1A	022	12
303.1.037.1AC	013	12	349.1.167.1A	021a	17	390.4.018.1A	034	2	451.1.018.2A	008	6	464.1.006.1A	022	5
303.1.038.1AA	013	7	349.1.168.1A	021a	8	395.2.013.1C	018	4	451.1.042.1A	008	29	465.1.008.1A	027	22
303.1.038.1AB	013	7	349.1.169.1A	021a	21	397.2.001.2A	018	20	451.1.043.1A	008	7	465.1.010.1A	027	15
303.1.038.1AC	013	7	349.2.027.1A	021a	7	406.1.015.1F	020	22	451.1.044.1A	008	24	470.1.064.2AB	027	1
304.1.053.1A	013	13	349.2.028.1A	021a	16	417.6.011.3A	005a	7	455.1.010.1A	025	11	470.1.177.4AB	022	1
304.1.053.1AB	013	13	360.1.043.1A	021	19	418.4.052.7A	015	11	455.2.003.1A	002	4	470.1.177.4AF	022	1
304.1.053.1AC	013	13	360.1.044.1A	021	31	425.4.010.1A	032a	7	456.1.006.2A	022	20	471.1.009.3BW	027a	1
304.1.054.1A	013	10	361.1.002.1A	021	15	426.1.007.1B	035	13	456.2.033.1A	022	19	480.1.150.1CA	034a	3
304.1.054.1AB	013	10	364.2.004.1A	021	26	426.2.018.1A	029	5	457.2.013.1A	025	6	480.1.150.1CT	034a	3
304.1.054.1AC	013	10	365.2.050.1A	028	10	426.2.019.1A	029	16	460.1.112.1A	019	15	480.1.152.1CA	034a	9
340.2.237.1A	021a	5	365.2.050.1B	028	10	433.1.164.1A	036	3	460.1.116.1B	019	11	480.1.152.1CT	034a	9
340.2.238.1A	021a	1	369.1.010.1A	028a	1	433.1.165.1A	036	1	460.1.119.1A	027b	13	480.1.153.1CA	034a	2
341.1.035.1A	021	21	370.1.044.2A	028a	13	433.1.166.1A	036	2	460.1.120.2A	020	7	480.1.153.1CT	034a	2
341.1.036.1A	021	29	372.2.003.2A	028	8	433.1.170.1A	036	4	460.1.123.1A	033	19	480.1.155.1CA	034a	6
342.2.034.1A	021	1	373.1.045.1A	028a	20	433.1.320.1A	028a	27	460.1.123.1A	033a	18	480.1.155.1CT	034a	6
343.2.005.1A	021	4	373.1.046.1A	028a	22	437.1.132.1AA	033	26	460.1.124.1A	033	12	480.1.183.1CA	034a	11
347.1.017.1A	021a	20	380.1.014.3A	018a	3	438.1.240.1A	033	20	460.1.124.1A	033a	15	480.1.183.1CT	034a	11
349.1.064.1A	021a	19	389.4.006.1A	018a	8	438.1.240.1A	033a	19	460.1.125.2A	018	18	480.1.184.1CA	034a	4
CATALOGUE No: ISSUED:			915.1.206.2C 09 - 06			CATALOGUE No: ISSUED:			915.1.206.2C 09 - 06					

CODE No.	Drwg.	POS. N.	CODE No.	Drwg.	POS. N.	CODE No.	Drwg.	POS. N.	CODE No.	Drwg.	POS. N.	CODE No.	Drwg.	POS. N.
480.1.184.1CT	034a	4	486.1.068.2A	032	10	523.2.010.1AT	034	9	550.4.013.1A	030	12	586.1.053.1AA	032	1
480.3.150.1C	034a	3	486.1.069.2A	034a	10	525.1.012.1A	027b	2	552.1.037.1A	001d	4	586.1.053.1AT	032	1
480.3.152.1C	034a	9	487.2.028.1C	034	13	525.1.013.1A	027b	1	552.1.038.1A	001d	5	587.1.049.1A	032	2
480.3.153.1C	034a	2	492.4.075.1A	026	5	525.1.014.1A	027b	24	552.1.039.1A	001d	19	590.1.106.1A	035	15
480.3.155.1C	034a	6	492.4.077.1A	026	13	525.1.019.1A	027b	16	552.1.040.1A	001d	11	590.1.111.1A	035	11
480.3.181.1C	034a	11	494.1.099.1A	026	24	529.1.008.1AB	034a	44	552.4.012.1A	020	20	590.1.189.1A	001d	1
480.3.182.1C	034a	4	497.2.001.2A	026	11	529.1.010.1A	027b	8	552.4.013.1A	031	12	590.1.190.1A	001d	2
481.1.025.1CA	034	1	501.2.100.1AB	026	8	531.1.001.1A	027b	23	552.4.020.1A	011	38	590.1.192.1A	035	8
481.1.025.1CT	034	1	502.2.117.1AB	026	16	531.1.002.1A	027b	22	552.4.037.1A	025	34	590.1.198.1A	032a	4
481.3.025.1C	034	1	510.1.241.1A	017	9	532.4.006.1A	034	22	552.4.048.1A	032a	10	590.1.199.1A	032a	12
483.1.035.2AA	033	9	510.1.242.1A	027b	21	532.4.007.1A	034	3	553.4.005.1A	031	10	590.1.213.1A	035	9
483.1.035.2AT	033	9	510.1.390.1A	020a	1	536.2.002.2A	020	16	556.1.031.1A	022a	5	590.1.233.1A	035	1
483.1.036.2AA	033a	12	510.1.391.2A	018a	1	539.1.021.1A	002	6	556.2.032.1A	022a	10	593.1.003.1B	010	11
483.1.036.2AT	033a	12	514.1.032.1A	001d	9	539.1.022.1A	022a	3	561.1.024.1A	027b	7	593.1.018.1A	009	5
483.1.038.3AA	033a	17	514.1.033.1A	001d	13	539.4.003.1B	025	5	564.1.042.1CA	034a	15	595.1.052.2A	033	1
483.1.038.3AT	033a	17	514.1.035.1A	001d	10	539.4.030.1A	005	9	564.1.042.1CT	034a	15	595.1.052.2A	033a	1
483.1.047.2AA	033	14	514.1.036.1A	001d	10	539.4.035.1A	024	20	564.3.042.1C	034a	15	595.1.055.1A	033	18
483.1.047.2AT	033	14	514.1.037.1A	001d	6	539.4.041.1A	020	32	570.1.071.1B	019	4	595.1.056.2AC	033a	16
484.1.041.1A	029	6	514.1.038.1A	001d	14	540.4.019.1A	018	8	570.1.073.1B	019	21	598.2.023.1A	027	3
484.1.042.1A	029	10	514.1.040.1A	018	17	541.4.007.1A	018a	6	571.1.072.2B	019	9	598.2.031.2C	027	13
484.1.044.1CA	034a	16	516.4.003.1B	020a	3	541.4.007.1A	020a	9	571.1.075.2B	019	20	598.2.031.2D	027a	4
484.1.044.1CT	034a	16	518.4.004.1C	021	37	548.4.040.1A	030	1	573.1.064.3B	019	8	598.4.016.1A	021	12
486.1.062.2A	034a	34	520.4.022.1C	020	15	548.4.041.2A	030	7	576.1.046.1A	019	37	598.4.018.1A	021	13
486.1.063.2A	034a	8	520.4.023.1B	020	8	548.4.042.1A	016	13	576.1.047.1A	019	38	599.2.009.1A	027	16
486.1.064.2A	034a	7	523.2.009.1AA	034	8	548.4.043.1A	016	1	576.1.048.1A	019	39	610.4.049.1A	024	14
486.1.065.1A	034a	37	523.2.009.1AT	034	8	549.1.030.1A	016	7	585.1.034.1A	029	7	610.4.050.1A	024	11
486.1.066.1A	034a	38	523.2.010.1AA	034	9	550.4.012.1A	030	10	585.4.004.1A	024	12	611.4.020.1A	025	37

CODE No.	Drwg.	POS. N.	CODE No.	Drwg.	POS. N.	CODE No.	Drwg.	POS. N.	CODE No.	Drwg.	POS. N.	CODE No.	Drwg.	POS. N.
612.4.005.1A	023	3	654.2.016.1A	021	39	702.4.013.1A	010	19	710.1.084.1A	026	19	713.1.209.1A	021	20
612.4.005.1A	024	7	656.2.001.1A	021	32	702.4.017.1A	004	20	710.1.090.1A	028a	4	713.1.210.1A	021	28
612.4.008.1A	025	40	668.1.001.3A	011	16	702.4.020.1A	010a	11	711.1.072.1A	010	24	713.1.239.1A	028	2
612.4.016.1A	025	36	670.9.030.1A	018a	4	702.4.033.1A	010	21	711.1.072.1A	010a	17	713.1.266.1A	003	11
612.4.020.1A	024	8	672.1.030.1A	017	11	702.4.033.1A	010a	2	711.1.089.1A	006	6	713.1.304.1A	019	16
612.4.022.1A	024	6	676.2.056.1A	026	28	702.4.038.1A	026	30	711.1.091.2A	015	10	713.1.304.1A	030	5
612.4.023.1A	023	8	676.4.037.1A	026	27	702.4.058.1A	008	25	711.1.093.2A	007	12	714.1.047.1A	026	7
612.4.023.1A	024	16	677.4.003.1A	001b	3	702.5.008.1A	010	7	711.1.095.1A	010a	7	714.1.057.1A	026	14
613.4.030.1A	024	9	680.5.003.1A	015	19	702.5.008.1A	011	4	711.1.113.1A	022a	4	715.1.003.1A	028	5
613.4.038.1A	025	38	684.1.054.1A	008	27	702.5.016.1A	004	14	712.1.029.1A	028a	9	716.1.003.1A	016	3
616.1.005.1A	031	2	684.1.056.1B	020	18	702.5.019.1A	010a	1	712.1.030.1A	028a	12	716.1.043.1B	035	5
616.1.006.1A	031	6	684.1.057.1B	020	19	702.5.044.1A	003	29	712.1.034.1A	022	17	716.1.072.2A	008	20
618.4.056.1A	024	13	685.5.002.1A	025	14	702.5.045.1A	026	6	712.1.034.1A	025	10	716.1.073.2A	008	17
618.4.058.1A	024	1	697.2.015.1A	034a	25	702.5.045.1A	028a	10	713.1.012.1B	004	31	716.1.107.1B	019	26
619.4.026.1A	025	28	698.1.033.1A	001d	15	702.5.050.1A	026	21	713.1.014.1E	003	11	716.1.108.1A	027b	19
624.4.034.1A	024	3	700.1.005.1A	026	17	703.1.013.1A	021	9	713.1.014.1E	003	15	716.1.111.1A	020a	11
625.4.009.1A	025	16	700.1.036.1A	012	24	703.5.002.2A	015	24	713.1.082.1A	019	6	72094.1616	010	17
626.4.031.1A	023	10	700.1.041.1A	033	3	703.5.006.2A	008	21	713.1.128.1B	011	27	72121.2106	006	4
626.4.031.1A	024	18	700.1.041.1A	033a	5	70610.8120	004	11	713.1.140.1A	010a	4	723.1.006.2A	032	14
626.4.032.1A	024	19	701.4.003.1A	012	19	710.1.001.1A	009	13	713.1.157.1A	003	13	732.1.004.1A	027	24
630.4.026.1A	023	4	701.4.004.1A	028	7	710.1.002.1A	004	23	713.1.184.1A	026	22	73500.1440	012	11
631.4.016.1A	025	25	701.4.005.1A	003	4	710.1.025.1A	028	11	713.1.186.1A	026	23	73500.1542	002	15
631.4.019.1A	024	21	701.4.007.1A	012	21	710.1.032.1A	010	26	713.1.187.1A	028a	11	73500.2054	008	9
632.1.028.1A	023	5	701.4.017.1A	028a	6	710.1.032.1A	010a	20	713.1.192.1A	025	33	73503.3380	010	9
650.4.008.1B	021	17	702.4.004.1A	021	3	710.1.061.1A	006	7	713.1.196.1A	026	4	73503.3380	010a	10
651.4.013.1A	021	30	702.4.009.1A	011	11	710.1.069.1A	010a	12	713.1.197.3A	026	9	73503.3380	011	17
652.4.006.1A	021	10	702.4.010.2A	011	9	710.1.070.1A	010	4	713.1.205.1A	025	31	73503.3804	008	26
CATALOGUE No: ISSUED:			915.1.206.2C 09 - 06			CATALOGUE No: ISSUED:			915.1.206.2C 09 - 06					

CODE No.	Drwg.	POS. N.	CODE No.	Drwg.	POS. N.	CODE No.	Drwg.	POS. N.	CODE No.	Drwg.	POS. N.	CODE No.	Drwg.	POS. N.
736.4.012.1A	033	27	741.4.099.1A	025	29	749.4.002.1A	021	36	75191.3380	010	5	764.1.063.1A	019	28
736.4.012.1A	034	7	741.4.101.1A	030	15	749.4.004.1A	020a	5	756.1.007.1A	028a	2	764.1.064.1A	027b	3
736.4.013.1B	034a	22	741.4.101.1A	031	16	749.4.004.1A	022	21	75794.1542	010a	9	764.1.067.1A	033	16
737.4.012.4A	008	22	741.5.033.1B	029	2	749.4.004.1A	032	4	760.1.025.1A	033a	23	764.1.077.1A	034	19
741.1.010.1A	018a	10	74172.1008	008	16	749.4.004.1A	033a	24	764.1.003.1B	004	6	764.1.078.1A	034	18
741.1.011.1A	027	25	74224.0570	004	24	749.4.004.1A	035	17	764.1.011.1A	022	18	764.1.084.1A	018	13
741.1.012.1A	018a	11	746.4.006.1A	019	34	749.4.009.1A	019	40	764.1.011.1A	025	12	764.1.084.1A	034	16
741.1.012.1A	024	15	746.4.007.1A	019	41	749.4.031.1A	018	6	764.1.022.1A	016	2	764.4.054.1A	013	8
741.1.013.1A	018a	7	747.5.003.1A	021	38	749.4.031.1A	019	18	764.1.022.1A	020	21	76402.0002	003	17
741.1.029.1A	029	11	747.5.003.1A	022	23	750.1.002.1B	004	25	764.1.022.1A	030	4	766.1.020.1A	015	2
741.1.030.1A	024	22	747.5.003.1A	025	42	750.1.007.1A	003	32	764.1.024.1A	019	5	766.1.045.1A	010	16
741.4.002.1A	007	15	747.5.005.1B	025	7	750.1.012.2A	006	14	764.1.028.1A	017	12	766.1.046.1A	015	4
741.4.002.1A	031	8	747.5.011.1A	024	23	750.1.021.1A	028	12	764.1.029.1A	035	16	766.4.019.1A	013	20
741.4.019.1A	031	19	748.1.014.1A	026	10	750.1.022.1A	028	15	764.1.041.1A	031	14	76835.1134	002	10
741.4.025.1A	030	8	748.1.024.1A	019	1	750.1.024.1A	027	18	764.1.042.1A	019	14	770.5.250.8B	010a	5
741.4.025.1A	031	3	748.1.036.1A	027b	10	750.1.028.1A	034	10	764.1.045.1A	031	15	770.5.250.8B	011	6
741.4.038.1A	017	7	748.1.040.1A	002	23	750.1.047.1A	015	7	764.1.046.1A	017	4	771.1.016.1A	028	18
741.4.038.1A	018a	12	748.1.042.1A	018a	2	750.1.057.1A	006	13	764.1.047.1A	020	29	771.1.026.1A	005	2
741.4.038.1A	025	44	748.1.044.1A	008	8	750.1.061.1A	028a	21	764.1.050.1A	022	26	771.1.027.1A	005	8
741.4.043.1A	025	17	748.1.050.1A	010	14	750.1.112.1B	028	17	764.1.051.1A	022	25	771.1.031.1A	028	1
741.4.058.1A	035	14	748.4.002.1A	022	2	750.1.115.1A	032a	6	764.1.054.1A	033a	25	771.1.039.1A	011	42
741.4.059.1A	035	4	748.4.024.1AB	026	25	750.1.121.1A	012	3	764.1.055.1A	034a	29	771.1.040.1A	021	24
741.4.063.1A	035	10	748.4.035.1A	027	23	750.1.125.1A	028a	19	764.1.056.1A	029	17	771.1.041.1A	022	7
741.4.065.1A	035	2	748.4.035.1A	027a	3	750.4.010.1A	020	5	764.1.059.1A	020	28	771.1.042.1A	010a	19
741.4.067.1A	014	9	748.4.037.1AB	028	3	750.5.001.1A	032	3	764.1.060.1A	034	14	771.1.045.1A	021	25
741.4.092.1A	032a	5	748.4.100.1AB	027	20	750.5.005.1A	018	2	764.1.061.1A	034a	32	771.4.014.1A	023	9
741.4.093.1A	032a	8	748.4.100.1AB	034a	12	75113.2566	004	18	764.1.062.1A	018	1	771.4.014.1A	024	17

CODE No.	Drwg.	POS. N.	CODE No.	Drwg.	POS. N.	CODE No.	Drwg.	POS. N.	CODE No.	Drwg.	POS. N.	CODE No.	Drwg.	POS. N.
771.5.041.8B	018	22	771.5.079.8B	005	7	771.5.938.8B	028	9	775.1.008.1B	020	6	779.1.007.2A	006	9
771.5.043.8B	004	4	771.5.080.8B	010a	15	772.1.028.1A	028a	3	775.1.008.1B	028a	16	779.1.026.2A	010	3
771.5.064.8B	011	5	771.5.123.8B	002	30	772.1.041.1A	034	5	775.1.008.3A	029	4	779.1.029.2A	010a	13
771.5.064.8B	031	7	771.5.127.8C	027	2	772.1.042.1A	029	14	775.1.008.3A	033	8	779.1.039.1A	002	3
771.5.065.2BB	004	28	771.5.127.8C	027a	2	772.1.043.1A	029	13	775.1.008.3A	033a	11	779.1.060.1A	021	8
771.5.065.8B	007	5	771.5.129.8B	009	8	772.1.061.1A	034a	17	775.1.017.1A	027b	20	779.1.109.1A	006	2
771.5.065.8B	011	3	771.5.136.8B	010	10	772.5.028.1AB	021a	2	775.1.017.1A	032	5	779.1.162.2A	009	27
771.5.065.8B	014	3	771.5.136.8B	010a	6	772.5.029.1AB	020	4	775.1.017.1A	033	13	779.1.187.1A	008	5
771.5.065.8B	014a	3	771.5.154.8B	022a	9	772.5.029.1AB	025	19	775.1.017.1A	033a	14	779.1.189.1A	015	12
771.5.066.8B	011	20	771.5.431.8B	024	10	772.5.029.1AB	032	13	775.1.017.1A	034a	42	779.1.190.1A	015	3
771.5.066.8B	012	5	771.5.637.8B	022	6	772.5.031.1AB	020	2	775.1.018.1A	027b	12	779.1.198.2A	009	23
771.5.067.2BB	033	7	771.5.639.8B	025	30	772.5.031.1AB	035	7	775.1.020.1A	028a	29	779.1.198.2A	011	40
771.5.067.2BB	033a	9	771.5.639.8B	027	4	772.5.032.1A	020a	6	775.1.020.1A	034a	19	779.1.203.2A	002	7
771.5.067.8B	002	28	771.5.665.8B	022	16	772.5.032.1A	027b	11	775.1.021.1A	034a	33	779.1.213.1A	022	24
771.5.067.8B	011	41	771.5.665.8B	025	35	772.5.032.1A	035	3	775.1.022.1A	016	14	779.1.237.1B	025	8
771.5.069.8B	005	5	771.5.666.8B	018	9	772.5.033.1AB	030	3	775.1.022.1A	018	21	779.1.252.1B	021	35
771.5.069.8B	009	10	771.5.666.8B	022	29	772.5.034.1B	018	16	775.1.029.1A	027b	15	779.1.260.1A	019	13
771.5.069.8B	011	19	771.5.667.8B	022	14	772.5.034.1B	034a	31	775.1.029.1A	033a	21	779.1.261.1A	031	1
771.5.069.8B	012	22	771.5.669.8B	010	25	772.5.035.1A	020	23	775.1.031.1B	019	10	779.1.274.1C	017	10
771.5.070.2BB	019	17	771.5.669.8B	010a	18	772.5.037.1A	020a	8	775.1.033.1A	019	32	779.1.279.1C	027b	5
771.5.071.8B	011	15	771.5.723.8B	021	6	772.5.038.1AB	019	7	775.1.033.1A	032	8	779.1.282.1A	033	5
771.5.071.8B	012	23	771.5.723.8B	025	39	772.5.038.1AB	020	12	775.1.034.1AB	018	12	779.1.282.1A	033a	7
771.5.071.8B	014a	8	771.5.723.8B	027	10	773.5.061.8B	014	11	775.1.035.1B	019	24	779.1.283.1A	034	4
771.5.072.8B	010a	14	771.5.725.8B	021	18	773.5.069.8B	008	4	775.1.035.1B	020a	4	779.1.286.2A	033	22
771.5.072.8B	031	5	771.5.727.8B	021	22	774.5.002.1B	017	1	775.1.062.2A	010	28	779.1.286.2A	033a	2
771.5.078.8B	005	3	771.5.754.8B	025	2	774.5.006.1A	032a	11	777.5.039.8B	027	17	779.1.290.1A	034a	14
771.5.078.8B	012	12	771.5.937.8B	028	4	775.1.007.1AB	034	12	777.5.049.8B	011	24	779.1.293.1A	025	15

CODE No.	Drwg.	POS. N.	CODE No.	Drwg.	POS. N.	CODE No.	Drwg.	POS. N.	CODE No.	Drwg.	POS. N.	CODE No.	Drwg.	POS. N.
779.1.298.1A	021	16	786.1.070.2A	007	11	799.1.171.1A	021	40	814.4.010.1A	032a	2	826.1.009.1A	002	33
779.1.301.1AB	030	6	786.1.087.1A	007	13	799.1.175.1A	033a	26	815.1.022.1A	016	5	826.1.012.1A	010	18
779.1.309.1AB	024	2	787.1.011.1A	016	4	799.1.228.1A	034	6	815.1.028.1A	009	21	826.1.015.1A	020	26
779.1.311.1A	026	12	788.1.052.1A	005	14	799.1.252.1A	027	21	818.2.009.1A	004	3	827.1.115.1B	027	12
779.1.318.1A	016	9	788.1.054.2A	012	4	799.2.077.2A	009	14	819.1.040.1A	028a	23	827.1.157.1A	035	18
779.1.334.1A	019	31	788.1.062.1A	015	9	799.2.159.1A	022a	7	819.1.043.1A	026	1	827.1.280.1A	034a	28
779.1.366.1AB	023	6	788.1.064.1A	014	6	800.1.083.1A	031	9	821.1.001.1A	002	26	827.1.281.1A	034a	27
779.1.366.1AB	024	5	788.1.064.1A	014a	5	800.1.112.1A	031	4	821.1.009.1B	026	18	829.1.078.1A	025	1
779.1.366.1AB	025	22	788.1.076.1A	011	39	800.1.113.1A	030	14	821.1.051.1AB	022	4	829.1.190.1A	018a	9
779.1.372.1A	028a	26	788.1.076.1AA	011	39	800.1.113.1A	031	17	821.1.052.1AB	025	9	829.1.190.1A	020a	2
779.1.373.1A	028a	18	788.1.076.1AB	011	39	800.1.122.1A	007	17	821.1.068.1B	027	7	829.1.366.1A	022a	6
779.1.397.1A	023	1	790.1.004.1A	019	2	800.1.123.1A	007	16	821.1.070.1A	002	17	829.1.369.1B	020	3
779.1.399.1A	026	3	790.1.009.1A	019	36	800.2.121.1A	030	9	821.1.134.1A	022a	2	829.1.370.1B	020	9
779.1.415.1A	024	24	790.1.010.1A	019	35	8000.36230	027b	27	821.1.152.1A	013	17	829.1.386.1A	020a	7
779.1.433.1A	034	23	791.1.058.1B	017	13	8000.36726	027b	30	821.1.153.1A	013	15	829.1.401.1A	020	24
779.4.005.2A	022a	1	791.1.060.1A	018	5	8000.50450	029	8	821.1.154.1A	013	2	829.1.419.1A	018	10
779.4.075.1A	011	37	791.2.035.2A	007	6	8000.50454	029	3	821.1.155.1A	013	1	829.1.439.1A	010	29
779.4.076.1A	030	11	799.1.025.1A	002	20	8000.70139	001b	8	821.1.159.1A	016	6	829.2.384.1CA	020	1
779.5.030.2A	015	16	799.1.048.2A	019	3	806.1.015.1A	033	23	821.1.162.1A	025	13	829.2.385.1CA	020	14
779.5.046.1C	018a	13	799.1.049.1A	002	1	806.1.015.1A	033a	3	821.1.170.1A	022	13	830.1.235.1A	011	35
779.5.056.8B	025	41	799.1.051.2A	006	3	806.1.016.1A	033	21	821.1.171.1A	018	14	830.1.261.1A	010	23
780.1.007.1A	019	25	799.1.055.1A	009	7	806.1.016.1A	033a	10	821.1.184.1A	020	27	830.1.262.1A	010a	16
780.1.018.1A	009	3	799.1.083.1B	025	4	80N0.21507	027	11	824.1.081.1A	027	9	830.1.263.2A	027b	6
780.2.047.1A	009	17	799.1.158.1A	022a	8	814.1.081.1A	007	14	824.1.082.1A	027	8	830.1.281.1A	035	6
780.5.001.1A	005	15	799.1.162.1A	013	18	814.1.111.2B	014	7	824.1.083.1A	022	9	832.1.026.1B	028a	14
780.5.001.1A	011	33	799.1.163.1A	013	19	814.1.114.1A	001d	8	824.1.084.1A	022	28	832.1.027.1B	033	11
781.1.009.1A	016	12	799.1.166.1A	022	3	814.1.117.1A	014a	7	825.1.028.2A	025	32	832.1.030.1A	034a	39

CODE No.	Drwg.	POS. N.	CODE No.	Drwg.	POS. N.	CODE No.	Drwg.	POS. N.	CODE No.	Drwg.	POS. N.	CODE No.	Drwg.	POS. N.
835.1.005.1B	020	11	840.1.186.1AD	13	9	850.4.041.1A	018	19	852.1.104.1A	006	11	852.1.172.1A	011	7
840.1.185.1A	013	11	840.1.186.1AE	13	9	850.4.044.1A	034a	1	852.1.104.1B	006	11	852.1.174.1A	002	31
840.1.185.1AA	13	11	840.1.186.1AF	13	9	850.4.047.1A	027b	14	852.1.104.1C	006	11	852.1.176.1A	014a	10
840.1.185.1AB	13	11	840.1.186.1AG	13	9	850.4.047.1A	033a	28	852.1.104.1D	006	11	852.1.191.1A	019	19
840.1.185.1AC	13	11	840.1.186.1AH	13	9	850.4.049.1A	034a	13	852.1.104.1E	006	11	852.1.195.1A	005	10
840.1.185.1AD	13	11	840.1.186.1AI	13	9	850.4.050.1A	034a	20	852.1.104.1F	006	11	852.1.195.1A	009	28
840.1.185.1AE	13	11	840.1.186.1AJ	13	9	850.4.051.1A	034a	21	852.1.104.1G	006	11	852.4.008.1A	010	27
840.1.185.1AF	13	11	840.1.186.1AK	13	9	850.4.052.1A	027b	9	852.1.104.1H	006	11	852.4.008.1A	010a	21
840.1.185.1AG	13	11	840.1.186.1AL	13	9	850.4.055.1A	033	15	852.1.104.1I	006	11	852.4.009.1A	034a	41
840.1.185.1AH	13	11	840.1.186.1AM	13	9	850.4.055.1A	033a	13	852.1.104.1J	006	11	852.4.013.1A	034a	43
840.1.185.1AI	13	11	840.1.186.1AN	13	9	850.4.058.1A	034a	35	852.1.104.1K	006	11	852.4.170.1A	033	24
840.1.185.1AJ	13	11	840.1.186.1AO	13	9	850.4.064.1A	019	29	852.1.104.1L	006	11	852.5.005.1A	009	18
840.1.185.1AK	13	11	840.1.186.1AP	13	9	850.4.081.1A	034	17	852.1.104.1M	006	11	852.5.009.1A	033	10
840.1.185.1AL	13	11	840.1.186.1AQ	13	9	851.1.001.1B	004	9	852.1.104.1N	006	11	852.5.009.1A	033a	20
840.1.185.1AM	13	11	840.1.186.1AR	13	9	851.1.004.1A	003	31	852.1.114.1A	011	34	852.5.023.1A	011	30
840.1.185.1AN	13	11	840.1.186.1AS	13	9	851.1.010.1A	006	12	852.1.120.1A	009	4	852.5.024.1A	002	5
840.1.185.1AO	13	11	840.1.186.1AT	13	9	851.1.013.1A	008	14	852.1.120.1A	011	25	852.5.024.1A	005	16
840.1.185.1AP	13	11	840.1.186.1AU	13	9	851.4.001.1A	004	5	852.1.135.1A	005a	3	852.5.024.1A	011	32
840.1.185.1AQ	13	11	841.1.002.2A	004	2	852.1.005.1A	002	14	852.1.148.1B	027b	4	852.5.024.1A	016	8
840.1.185.1AR	13	11	841.1.037.1A	033a	27	852.1.024.1A	034	11	852.1.151.1A	022	15	852.5.024.1A	019	12
840.1.185.1AS	13	11	845.4.005.1B	013	6	852.1.053.2A	002	2	852.1.154.1A	025	3	852.5.024.1A	023	7
840.1.185.1AT	13	11	848.2.002.1A	021	23	852.1.068.1B	028a	24	852.1.156.1A	034	15	852.5.024.1A	024	4
840.1.185.1AU	13	11	848.4.026.1A	028	13	852.1.071.1A	021	7	852.1.158.1A	025	24	852.5.024.1A	025	23
840.1.186.1A	013	9	848.4.027.1A	028	16	852.1.072.1A	019	23	852.1.162.1A	027b	17	852.5.025.1A	014	8
840.1.186.1AA	13	9	848.5.002.1A	022	22	852.1.075.1B	033	6	852.1.163.1A	019	27	852.5.026.1A	010	2
840.1.186.1AB	13	9	850.1.003.1A	034a	24	852.1.075.1B	034a	23	852.1.166.1A	033	25	852.5.028.1A	011	44
840.1.186.1AC	13	9	850.1.014.1A	033	17	852.1.094.1A	002	19	852.1.172.1A	002	29	852.5.031.1A	018	23
CATALOGUE No: ISSUED:			915.1.206.2C 09 - 06			CATALOGUE No: ISSUED:			915.1.206.2C 09 - 06					

CODE No.	Drwg.	POS. N.	CODE No.	Drwg.	POS. N.	CODE No.	Drwg.	POS. N.	CODE No.	Drwg.	POS. N.	CODE No.	Drwg.	POS. N.
853.1.002.1A	008	28	863.1.002.1A	012	14	882.1.012.1A	012	15	88713.0869	001	15	88713.1914	001a	18
853.1.002.1A	009	9	866.1.036.1A	020	25	884.1.005.1A	021a	4	88713.0870	001	16	88713.1920	001a	8
853.1.003.1A	011	43	866.1.044.1A	016	11	884.4.006.1A	026	26	88713.0879	001	18	88713.1980	001a	16
853.1.003.1A	012	2	872.1.015.1A	021	14	884.4.025.1A	033a	8	88713.0957	001b	12	88713.1994	001a	10
853.1.004.1A	009	11	872.1.016.1A	028a	7	884.4.042.1A	009	24	88713.1010	001a	20	88713.2011	001a	7
853.5.003.1A	033	28	872.1.036.2A	020	13	884.5.001.1A	021	5	88713.1037	001b	6	88713.2036	001	8
853.5.003.1A	033a	22	872.1.037.2A	020	17	884.5.003.1A	022	10	88713.1057	001b	11	88713.2060	001a	11
853.5.010.1A	018	7	872.1.042.1A	028a	8	884.5.003.1A	027	19	88713.1058	001b	7	88713.2066	001a	17
855.5.000.1B	018	11	872.4.044.1A	028a	25	884.5.011.1A	011	8	88713.1062	001b	9	88713.2068	001a	1
855.5.000.1B	018a	14	873.1.005.1A	015	13	884.5.013.1A	005a	4	88713.1068	001b	2	88713.2069	001a	2
856.1.001.1A	003	6	873.1.037.1A	009	6	884.5.034.1A	002	22	88713.1071	001b	10	88713.2102	001a	4
856.1.023.1A	027b	18	875.1.065.1A	001d	3	884.5.036.1A	009	25	88713.1072	001b	1	88713.2133	001	12
856.1.031.1A	003	16	875.1.073.1A	028	14	884.5.036.1A	012	7	88713.1074	001b	4	88713.2346	001	17
856.1.042.1A	034a	18	875.1.116.1A	016	10	886.4.003.1A	011	10	88713.1077	001b	5	88713.2409	001b	15
856.1.061.2A	015	8	876.1.086.1A	017	8	886.4.033.1A	011	45	88713.1091	001	11	88713.2669	001	20
856.1.062.2A	008	19	876.2.003.1A	029	1	886.4.035.1A	011	22	88713.1096	001b	14	88713.2676	001	1
856.1.064.2A	010	15	876.2.004.1A	029	9	886.4.037.1A	009	2	88713.1344	001b	13	88765.0999	001	6
856.1.071.1A	012	9	877.1.090.1A	027b	25	886.4.043.1A	004	27	88713.1429	001	2	88765.1000	001	5
856.1.074.2A	015	23	877.1.091.1A	025	21	886.4.048.1A	031	13	88713.1749	001a	13	88765.1005	001	5
856.1.087.1A	033	4	881.1.010.1C	012	18	886.4.055.1A	032	7	88713.1791	001a	14	88765.1006	001	5
856.1.087.1A	033a	6	881.1.012.1A	002	32	886.5.011.1A	007	7	88713.1805	001a	3	88765.1126C	001d	24
856.1.091.1A	019	33	881.1.040.1A	032	9	886.5.014.1A	021	27	88713.1806	001a	6	88765.1126T	001d	16
856.4.002.1A	033	2	881.1.051.1A	011	36	886.5.033.1A	032a	9	88713.1821	001a	9	88765.1126V	001c	14
856.4.002.1A	033a	4	881.1.051.1A	014a	9	886.5.042.1A	027b	28	88713.1832	001	9	88765.1181	001a	5
860.1.004.1A	010	6	881.2.001.1A	004	19	88700.5665	001	10	88713.1886	001	13	88765.1188	001a	12
860.1.004.1A	011	21	882.1.003.1A	008	11	88700.5749	001	14	88713.1904	001a	15	88765.1298	001	3
861.5.013.1A	021	34	882.1.006.1A	002	16	88713.0123	001	4	88713.1906	001a	19	88765.1371	001c	3
CATALOGUE No: ISSUED:			915.1.206.2C 09 - 06			CATALOGUE No: ISSUED:			915.1.206.2C 09 - 06					

CODE No.	Drwg.	POS. N.	CODE No.	Drwg.	POS. N.	CODE No.	Drwg.	POS. N.	CODE No.	Drwg.	POS. N.	CODE No.	Drwg.	POS. N.
88765.1374	001c	4	934.1.004.1A	031	11	97900.0224	001c	6						
893.1.003.1A	030	2	93783.1524	011	18	97900.0225	001c	8						
893.2.013.1A	005	11	93785.1830	010a	8	97900.0226	001c	12						
893.4.005.1A	025	27	93823.0128	004	32	97900.0227	001d	7						
893.4.006.1A	030	13	93823.2018	004	30	97900.0228	001d	12						
894.2.009.1A	009	19	93823.2087	014	4	97900.0229	001c	13						
895.2.003.1A	032	6	93823.2087	014a	6	97900.0230	001d	20						
913.7.114.1A	027	14	93823.2087	031	18	97900.0231	001d	17						
913.7.114.1A	027a	5	93823.3156	010	12	97900.0232	001c	16						
926.1.003.1A	034a	36	93827.0114	005	12	98112.0002	001	4						
930.1.004.1A	021	2	93827.0114	009	22									
930.1.005.1A	021a	11	93827.0114	010	8									
930.4.011.1A	028	6	94247.0014	005a	5									
930.4.020.1A	015	5	94247.0014	010a	3									
930.4.021.1A	005a	2	94247.0014	011	12									
930.4.022.1A	010	20	97900.0002	001c	2									
930.4.023.1A	003	14	97900.0003	001d	23									
930.4.034.1A	005	6	97900.0211	001c	7									
930.4.035.1A	004	16	97900.0215	001c	1									
930.4.039.1A	026	29	97900.0216	001c	5									
930.4.049.1A	003	30	97900.0217	001c	15									
930.4.052.1A	026	2	97900.0218	001d	18									
930.5.005.1A	011	26	97900.0219	001c	10									
930.5.006.2B	011	28	97900.0220	001d	21									
930.5.007.1A	015	17	97900.0221	001d	22									
930.5.012.1A	028a	5	97900.0222	001c	9									
934.1.003.2A	029	12	97900.0223	001c	11									