

***Spare parts catalogue SUPERSPORT 900 i.e. U.S.A.***

*DUCATISS*



**GENERAL INFORMATION**

The present *spare parts* order exactly the right spare parts.

When ordering specify:

- 1) the part's code number followed by its description;
- 2) the motorcycle's serial number, stamped on the steering head.

Reference to right and left apply to the vehicle in terms of its direction of movement.

**VALIDITY**

**f.m.** Until V.I.N.  
**d.m.** From V.I.N.  
**f.m.m.** Up to engine number  
**d.m.m.** From engine number

- RED motorcycle
- BLACK motorcycle
- ▲ YELLOW motorcycle
- ◆ GREY motorcycle
- ▼ BLEU motorcycle

*All data are subject to modification without prior notice.*

**Ducati Motor Holding S.p.A.**  
*Uffici Commerciali Amministrativi:*  
*Via A. Cavalieri Ducati n. 3*  
*40132 Bologna, Italy*  
*Telefono 051 6413111*  
*Fax 051 406580*  
*Internet [www.ducati.com](http://www.ducati.com)*

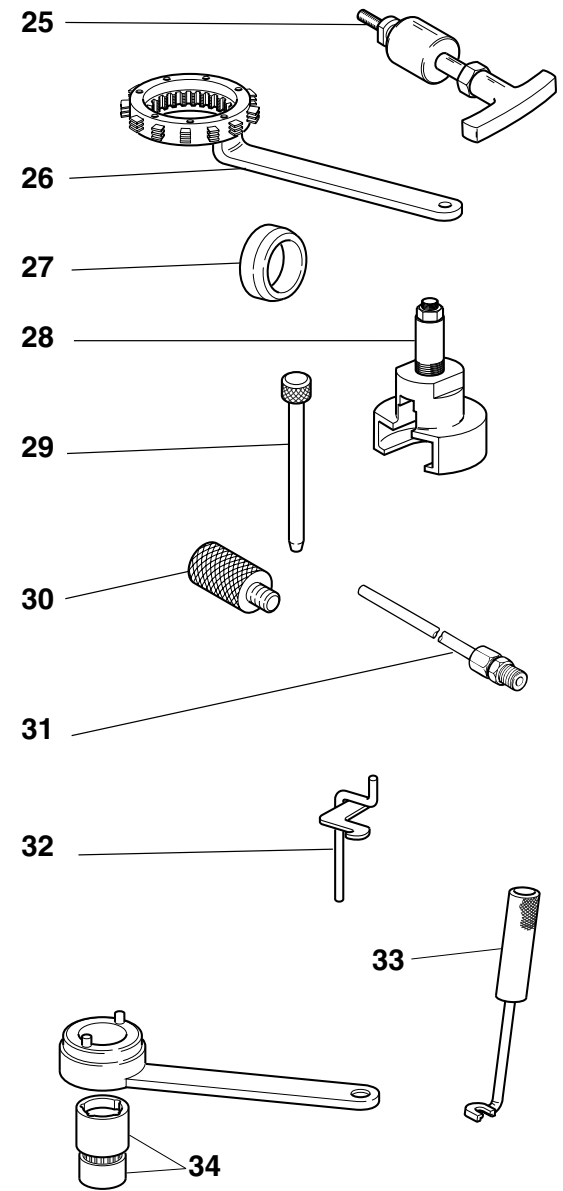
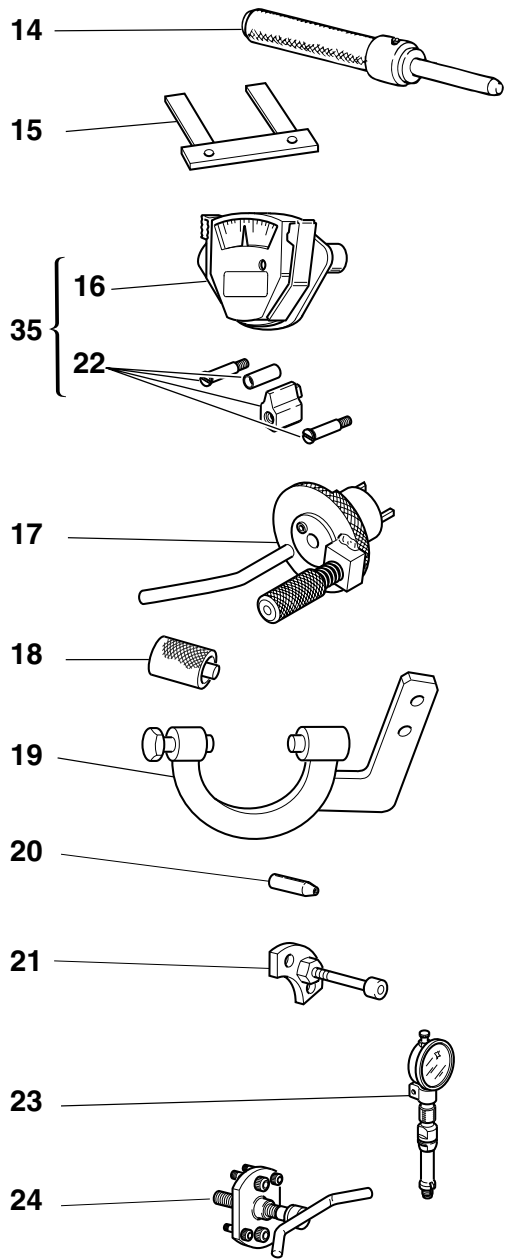
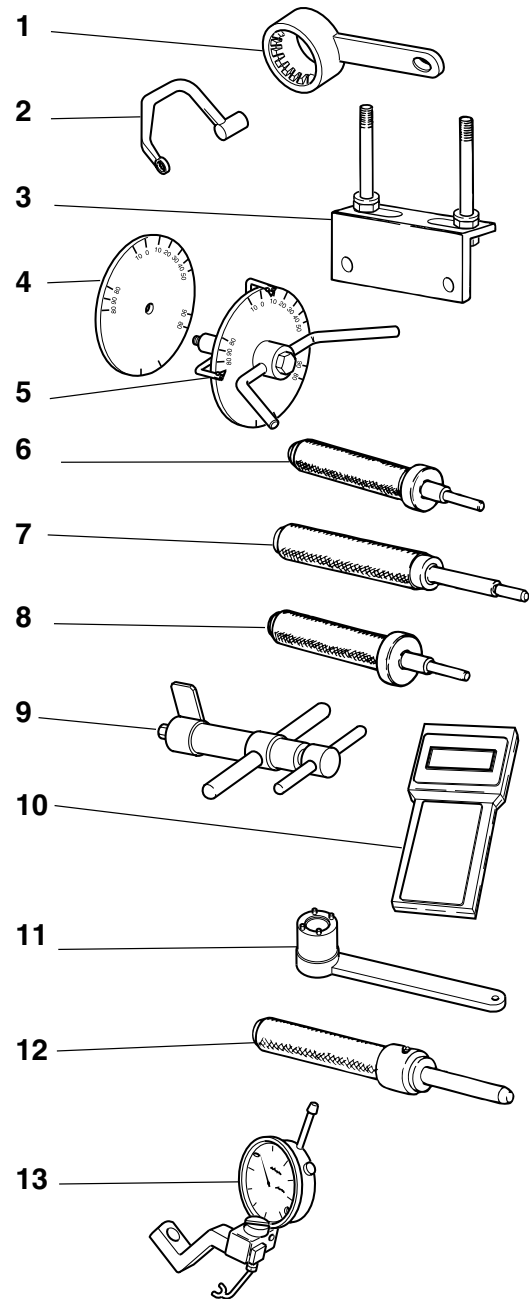


| page     | CONTENTS                       |
|----------|--------------------------------|
| 4 001    | WORKSHOP SPECIAL TOOLS         |
| 6 001.1  | WORKSHOP SPECIAL TOOLS         |
| 8 001.2  | DIAGNOSIS TESTER MATHESIS      |
| 10 001.3 | WORKSHOP SPECIAL TOOLS         |
| 12 002   | GEARCHANGE                     |
| 14 003   | GEAR-BOX                       |
| 16 004   | CLUTCH                         |
| 18 005   | CLUTCH COVER                   |
| 20 006   | CRANKSHAFT                     |
| 22 007   | CYLINDERS - PISTONS            |
| 24 008   | TIMING                         |
| 26 009   | FILTERS AND OIL PUMP           |
| 28 010   | HALF CRANKCASES                |
| 30 011   | ALTERNATOR COVER               |
| 32 012   | ELECTRIC STARTER AND IGNITION  |
| 34 013   | HEAD: TIMING                   |
| 36 014   | VERTICAL HEAD                  |
| 38 015   | HORIZONTAL HEAD                |
| 40 016   | THROTTLE BODY                  |
| 42 017   | EXHAUST SYSTEM                 |
| 44 018   | STANDS                         |
| 46 019   | FRAME                          |
| 48 020   | L.H. FOOT RESTS                |
| 50 021   | R.H. FOOT RESTS                |
| 52 022   | HEAD-LIGHT AND ELECTRIC WIRING |
| 54 023   | INSTRUMENT PANEL               |
| 56 024   | HANDLEBAR AND CONTROLS         |
| 58 025   | FRONT FORK                     |
| 60 026   | CLUTCH CONTROL                 |
| 62 027   | FRONT HYDRAULIC BRAKE          |
| 64 028   | OIL COOLER                     |
| 66 029   | ELECTRIC SYSTEM                |
| 68 030   | BATTERY BOX MOUNT              |
| 70 031   | AIR INDUCTIO AND OIL VENT      |
| 72 032   | SWINGARM AND CHAIN             |
| 74 033   | REAR HYDRAULIC BRAKE           |
| 76 034   | WHEELS                         |
| 78 035   | NUMBER PLATE HOLDER            |
| 80 036   | SEAT                           |
| 82 037   | FUEL SYSTEM                    |
| 84 038   | FUEL TANK                      |
| 86 039   | HEADLIGHT FAIRING              |
| 88 040   | FAIRING                        |
| 92 040.1 | HALF FAIRING                   |
| 94 041   | FUEL INFEED                    |
| 96 042   | MARKING PLATES                 |

DRAWING

**001**

**WORKSHOP SPECIAL TOOLS**




DRAWING

001

WORKSHOP SPECIAL TOOLS

| NOTES | NO. | CODE NO.   | DESCRIPTION   | VALIDITY | Q.TY |  |
|-------|-----|------------|---|----------|------|---|
|       | 1   | 88713.2107 | Driving roller tightening tool                      |          | 1    |   |
|       | 2   | 88713.2096 | Head nuts holder wrench                             |          | 1    |   |
|       | 3   | 88713.2103 | Head mounting base                                  |          | 1    |   |
|       | 4   | 98112.0002 | Degree wheel  |          | 1    |   |
|       | 5   | 88713.0123 | Degree wheel holder tool for ignition advance check |          | 1    |   |
|       | 6   | 88713.0874 | Exhaust valve guide punch tool                      |          | 1    |   |
|       | 7   | 88713.0879 | Punch tool to extract valve guide                   |          | 1    |   |
|       | 8   | 88713.0875 | Intake valve guide punch tool                       |          | 1    |   |
|       | 9   | 88713.1215 | Torque wrench for timing belt                       |          | 1    |   |
|       | 10  | 88765.1236 | Check intrument                                     |          | 1    |   |
| GB    | 10  | 88765.1237 | Check intrument                                     |          | 1    |   |
| F     | 10  | 88765.1238 | Check intrument                                     |          | 1    |   |
| D     | 10  | 88765.1239 | Check intrument                                     |          | 1    |   |
| E     | 10  | 88765.1240 | Check intrument                                     |          | 1    |   |
|       | 11  | 88713.0137 | Crankshaft gear holder wrench for tightening nut    |          | 1    |   |
|       | 12  | 88713.1078 | Punch tool for driving exhaust valve seat           |          | 1    |   |
|       | 13  | 88765.1058 | Valve lift gauge                                    |          | 1    |   |
|       | 14  | 88713.1079 | Punch tool for driving intake valve seat            |          | 1    |   |
|       | 15  | 88765.1000 | Fork feeler gauge 0.1 mm                            |          | 1    |   |
|       | 15  | 88765.1005 | Fork feeler gauge 0.2 mm                            |          | 1    |   |
|       | 15  | 88765.1006 | Fork feeler gauge 0.3 mm                            |          | 1    |   |
|       | 16  | 88765.0999 | Timing belt control gauge                           |          | 1    |   |
|       | 17  | 88713.2011 | Tool to hold crankshaft in TDC position             |          | 1    |   |
|       | 18  | 88765.1322 | Spacer for checking lower valve shim                |          | 1    |   |
|       | 19  | 88713.2036 | Flywheel Wrench                                     |          | 1    |   |
|       | 20  | 88700.5749 | Crankcases assembling cap                           |          | 1    |   |
|       | 21  | 88713.1091 | Plate for positioning gear engagement fork          |          | 1    |   |

CATALOGUE No: 915.1.061.1E  
ISSUED: 05 - 01

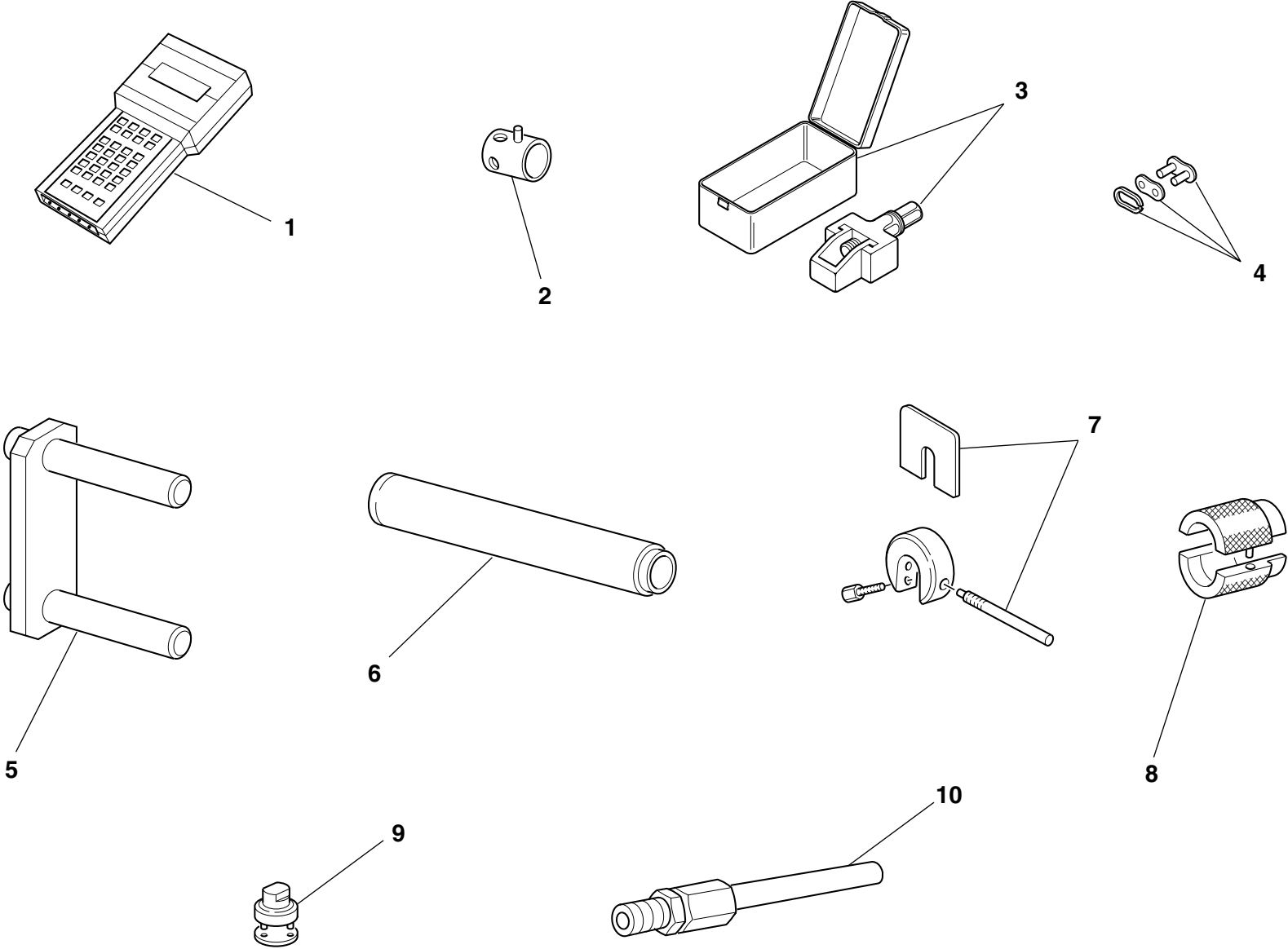
| NOTES | NO. | CODE NO.     | DESCRIPTION                                    | VALIDITY | Q.TY |  |
|-------|-----|--------------|--|----------|------|---|
|       | 22  | 88765.1086   | Conversion kit for 4V belts tensioning tool    |          | 1    |   |
|       | 23  | 88765.1297   | T.D.C. control gauge                           |          | 1    |   |
|       | 24  | 88713.1749   | Drive roller puller                            |          | 1    |   |
|       | 25  | 88713.1994   | Rocker shaft extractor                         |          | 1    |   |
|       | 26  | 88713.2133   | Wrench to hold cluch housing drum steady       |          | 1    |   |
|       | 27  | 88700.5665   | Sleeve for installing clutch bell gear         |          | 1    |   |
|       | 28  | 88713.2092   | Extractor for primary drive gear               |          | 1    |   |
|       | 29  | 88713.0262   | Pin for assembling rocker arms                 |          | 1    |   |
|       | 30  | 88713.2009   | Belt roller timing of two-valva head           |          | 1    |   |
|       | 31  | 88713.1010   | Union for exhaust gas suction                  |          | 1    |   |
|       | 32  | 88713.0143   | Tool for assembling closing rocker and spring  |          | 1    |   |
|       | 33  | 88713.0844   | Half-rings mounting punch tool                 |          | 1    |   |
|       | 34  | 88700.5644   | Wrench for camshaft pulley ring nut adjustment |          | 1    |   |
|       | 35  | 051.2.001.1A | Torque wrench for timing belt                  |          | 1    |   |

CATALOGUE No: 915.1.061.1E  
ISSUED: 05 - 01

DRAWING

**001.1**


WORKSHOP SPECIAL TOOLS



DRAWING

001.1

WORKSHOP SPECIAL TOOLS

| NOTES | NO. | CODE NO.     | DESCRIPTION  | VALIDITY | Q.TY |  |
|-------|-----|--------------|--|----------|------|---|
| I     | 1   | 88765.1236   | Check intrument  |          | 1    |   |
| GB    | 1   | 88765.1237   | Check intrument  |          | 1    |   |
| D     | 1   | 88765.1238   | Check intrument  |          | 1    |   |
| F     | 1   | 88765.1239   | Check intrument  |          | 1    |   |
| E     | 1   | 88765.1240   | Check intrument  |          | 1    |   |
|       | 2   | 8000.70139   | Wrench for front wheel spindle                                 |          | 1    |   |
|       | 3   | 88713.1344   | Tool for assembling chain                                      |          | 1    |   |
|       | 4   | 677.4.003.1A | Coupling   |          | 1    |   |
|       | 5   | 88713.1515   | Frame/engine mount   |          | 1    |   |
|       | 6   | 88713.1072   | Stopper for driving the half bearing of the steering head base |          | 1    |   |
|       | 7   | 88713.0957   | Tool for holding SHOWA fork spacer                             |          | 1    |   |
|       | 8   | 88713.1096   | Tool for overhauling SHOWA forks - assembling seal ring        |          | 1    |   |
|       | 9   | 88713.1058   | Wrench for assembling the steering head cap                    |          | 1    |   |
|       | 10  | 88713.1010   | Union for exhaust gas suction                                  |          | 1    |   |

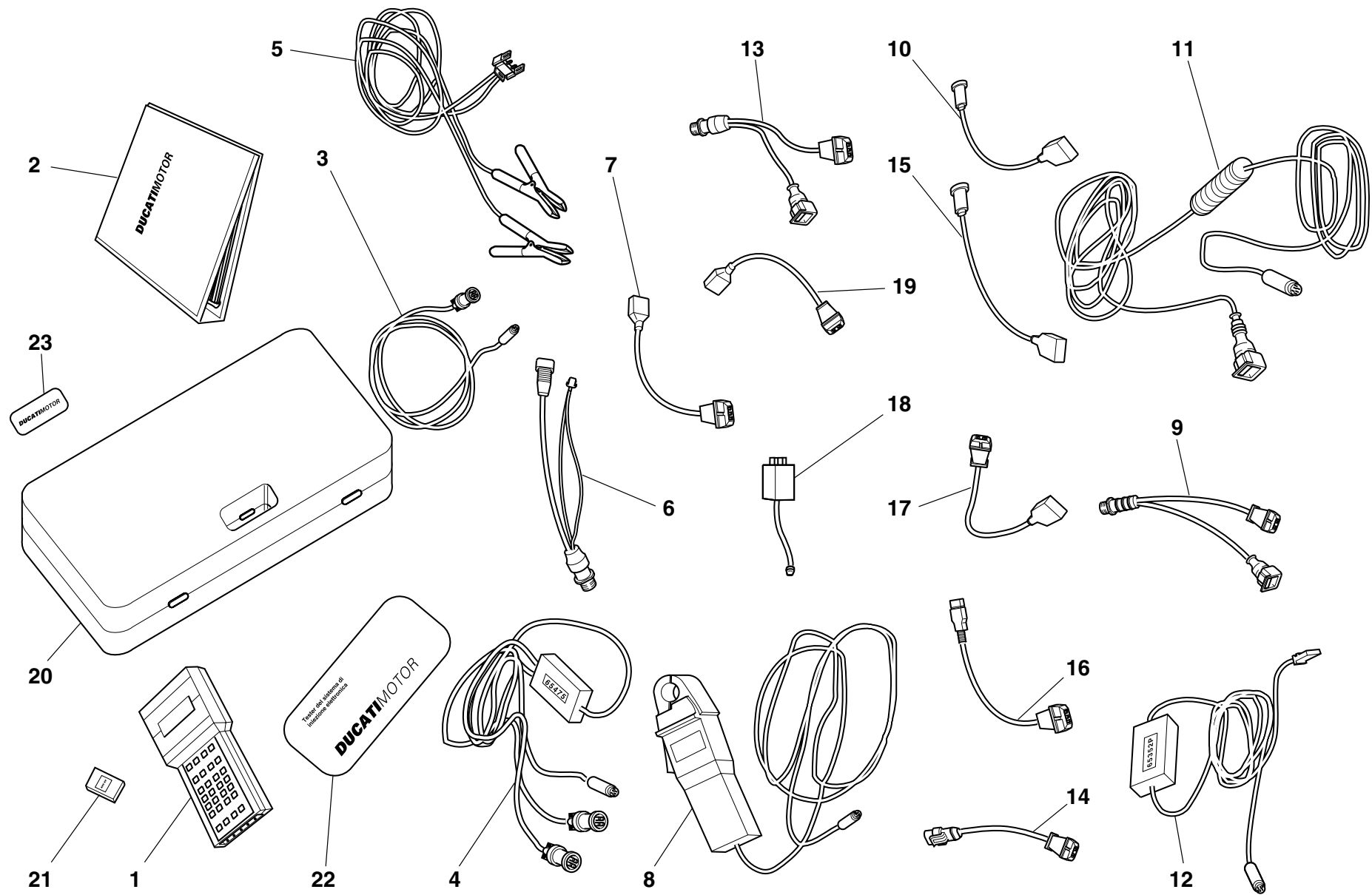
| NOTES | NO. | CODE NO. | DESCRIPTION | VALIDITY | Q.TY |  |
|-------|-----|----------|-------------|----------|------|---|
|-------|-----|----------|-------------|----------|------|---|



DRAWING

**001.2**

DIAGNOSIS TESTER MATHESIS



DRAWING

001.2

DIAGNOSIS TESTER MATHESIS


| NOTES | NO. | CODE NO.     | DESCRIPTION                                      | VALIDITY | Q.TY |  |
|-------|-----|--------------|--|----------|------|---|
|       | 1   | 88765.1126Z  | Bare Mathesis                                    |          | 1    |   |
|       | 2   | 914.7.023.1A | Italian manual                                   |          | 1    |   |
|       | 2   | 914.7.023.1B | English manual                                   |          | 1    |   |
|       | 2   | 914.7.023.1C | German manual                                    |          | 1    |   |
|       | 2   | 914.7.023.1D | Franch manual                                    |          | 1    |   |
|       | 2   | 914.7.023.1E | Spanish manual                                   |          | 1    |   |
|       | 3   | 88765.1126R  | Main cable Mathesis                              |          | 1    |   |
|       | 4   | 88765.1126A  | Pickup Control cable                             |          | 1    |   |
|       | 5   | 88765.1126Q  | Battery mains cable                              |          | 1    |   |
|       | 6   | 88765.1126   | Mains cable adapter for self diagnosis           |          | 1    |   |
|       | 7   | 88765.1126N  | Sensor for absolute pressure sampling            |          | 1    |   |
|       | 8   | 88765.1126V  | Amperometer plier                                |          | 1    |   |
|       | 9   | 88765.1126E  | Adapter for 3 wires Pickup test cable            |          | 1    |   |
|       | 10  | 88765.1126P  | Sensor for air temperature sampling              |          | 1    |   |
|       | 11  | 88765.1126C  | Cable for potentiometer adjustement              |          | 1    |   |
|       | 12  | 88765.1126B  | Test cable and speed indicator adjustement       |          | 1    |   |
|       | 13  | 88765.1126F  | Adapter for 2 wires Pickup test cable            |          | 1    |   |
|       | 14  | 88765.1126D  | Adapter for potentiometer adjustement            |          | 1    |   |
|       | 15  | 552.4.028.1A | Sensor for small throttle potentiometer sampling |          | 1    |   |
|       | 16  | 88765.1126H  | Sensor for throttle potentiomer sampling         |          | 1    |   |
|       | 17  | 88765.1126G  | Sensor for air/water temperature sampling        |          | 1    |   |
|       | 18  | 88765.1126M  | Sfety remote switch                              |          | 1    |   |
|       | 19  | 88765.1126L  | 2 Wires sampling Pickup sensor                   |          | 1    |   |
|       | 20  | 88765.1126U  | Case with sponge                                 |          | 1    |   |
|       | 21  | 88765.1073   | Italian memory card                              |          | 1    |   |
|       | 21  | 88765.1074   | English memory card                              |          | 1    |   |
|       | 21  | 88765.1075   | German memory card                               |          | 1    |   |

CATALOGUE No:

ISSUED:

915.1.061.1E

05 - 01

| NOTES | NO. | CODE NO.    | DESCRIPTION               | VALIDITY | Q.TY |  |
|-------|-----|-------------|---------------------------|----------|------|---|
|       | 21  | 88765.1076  | French memory card        |          | 1    |   |
|       | 21  | 88765.1077  | Spanish memory card       |          | 1    |   |
|       | 22  | 88765.1126S | DUCATI sticker for case   |          | 1    |   |
|       | 23  | 88765.1126T | DUCATI sticker RH/LH side |          | 1    |   |

CATALOGUE No:

ISSUED:

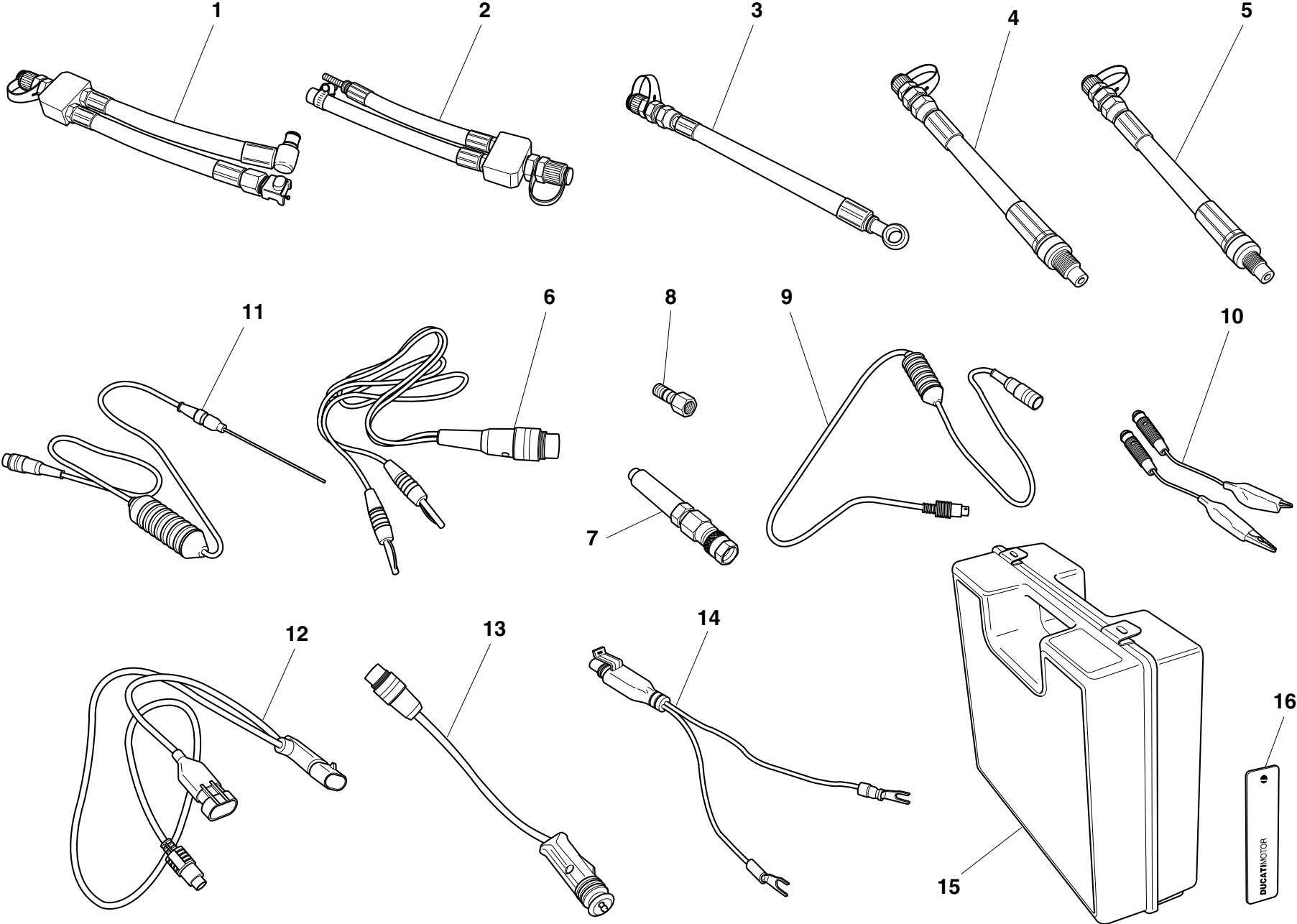
915.1.061.1E

05 - 01

DRAWING

**001.3**


**WORKSHOP SPECIAL TOOLS**



DRAWING

001.3

WORKSHOP SPECIAL TOOLS

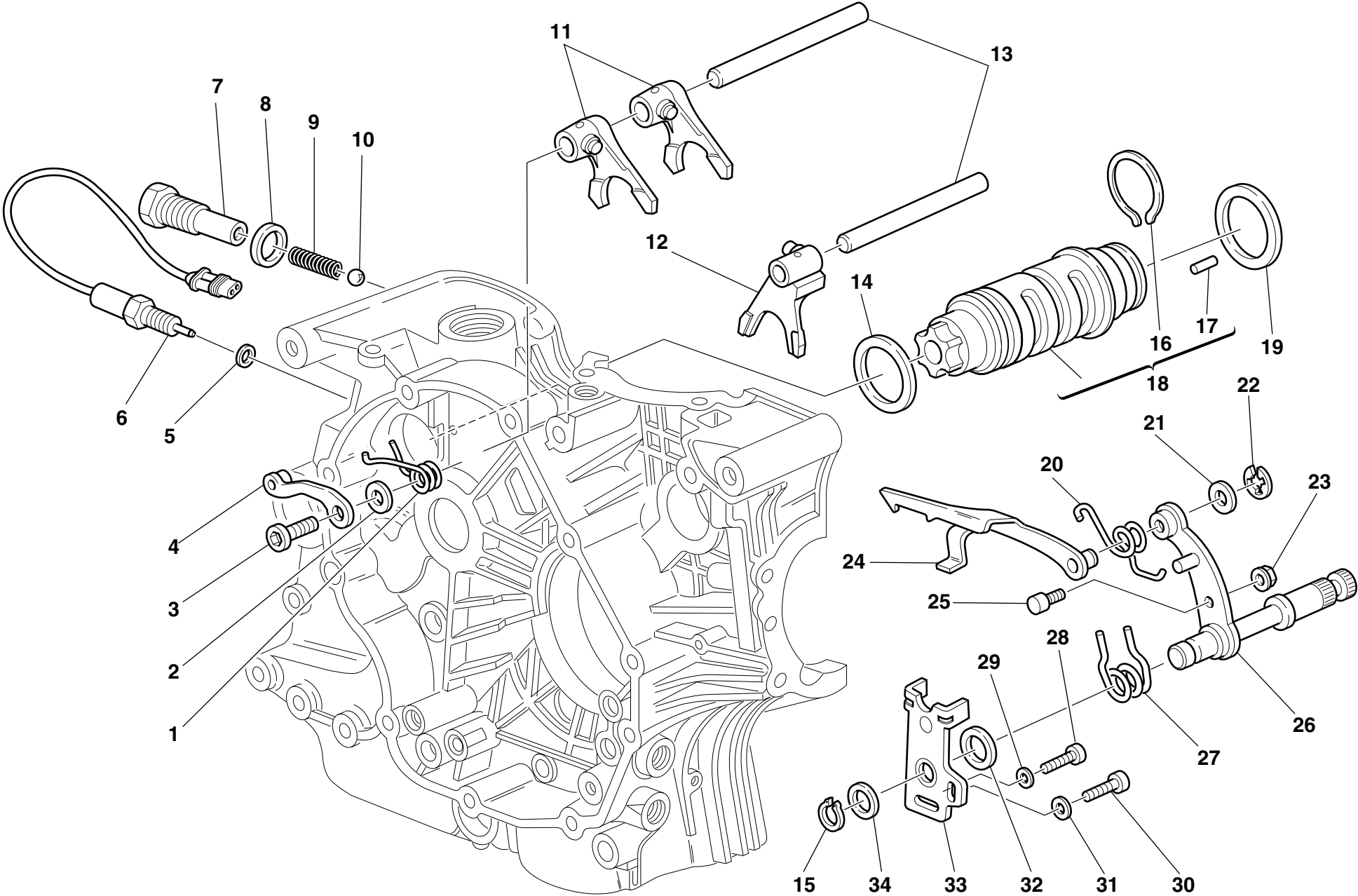
| NOTES | NO. | CODE NO.     | DESCRIPTION                              | VALIDITY | Q.TY |  |
|-------|-----|--------------|--|----------|------|---|
|       | -   | 88765.1241   | Check intrument                          |          | 1    |   |
| GB    | -   | 88765.1242   | Check intrument                          |          | 1    |   |
| D     | -   | 88765.1243   | Check intrument                          |          | 1    |   |
| F     | -   | 88765.1244   | Check intrument                          |          | 1    |   |
| E     | -   | 88765.1245   | Check intrument                          |          | 1    |   |
|       | 1   | 590.1.189.1A | Fuel pressure line HS.                   |          | 1    |   |
|       | 2   | 590.1.190.1A | Fuel pressure line ST/SS/M.              |          | 1    |   |
|       | 3   | 875.1.065.1A | Oil pressure line                        |          | 1    |   |
|       | 4   | 552.1.037.1A | Fitting - cylinder compression M12       |          | 1    |   |
|       | 5   | 552.1.038.1A | Fitting - cylinder compression M10       |          | 1    |   |
|       | 6   | 514.1.037.1A | Cable Volt PF DUC 21                     |          | 1    |   |
|       | 7   | 552.1.039.1A | Pressure sensor                          |          | 1    |   |
|       | 8   | 814.1.114.1A | Oil pressure fitting                     |          | 1    |   |
|       | 9   | 514.1.032.1A | Cable for supplementary tests            |          | 1    |   |
|       | 10  | 514.1.035.1A | Red clamp cable                          |          | 1    |   |
|       | 10  | 514.1.036.1A | Black clamp cable                        |          | 1    |   |
|       | 11  | 552.1.040.1A | Temperature probe                        |          | 1    |   |
|       | 12  | 514.1.034.1A | Main cable PF A621                       |          | 1    |   |
|       | 13  | 514.1.033.1A | Electric lighter connection adapter (ST) |          | 1    |   |
|       | 14  | 514.1.038.1A | Battery connection adapter               |          | 1    |   |
|       | 15  | 698.1.033.1A | Red case with sponge rubber              |          | 1    |   |
|       | 16  | 88765.1126T  | DUCATI sticker RH/LH side                |          | 2    |   |

| NOTES | NO. | CODE NO. | DESCRIPTION | VALIDITY | Q.TY |  |
|-------|-----|----------|-------------|----------|------|---|
|-------|-----|----------|-------------|----------|------|---|

DRAWING

**002**

GEARCHANGE




DRAWING

002

GEARCHANGE

| NOTES | NO. | CODE NO.     | DESCRIPTION                                  | VALIDITY | Q.TY |  |
|-------|-----|--------------|--|----------|------|---|
|       | 1   | 799.1.049.1A | Return spring                                |          | 1    |   |
|       | 2   | 852.1.053.1A | Washer                                       |          | 1    |   |
|       | 3   | 779.1.039.1A | Special screw                                |          | 1    |   |
|       | 4   | 455.2.003.1A | Gear stopper assembly                        |          | 1    |   |
|       | 5   | 0150.92.280  | Gasket th.2                                  |          | 1    |   |
|       | 5   | 0504.03.085  | Gasket th.1,5                                |          | 1    |   |
|       | 5   | 852.1.111.1A | Gasket th.0.5                                |          | 1    |   |
|       | 6   | 539.1.021.1A | Switch                                       |          | 1    |   |
|       | 7   | 779.1.203.1A | Push rod holder                              |          | 1    |   |
|       | 8   | 0272.91.090  | Gasket                                       |          | 1    |   |
|       | 9   | 0660.13.143  | Gear selector spring                         |          | 1    |   |
|       | 10  | 76835.1134   | Ball   |          | 1    |   |
|       | 11  | 180.1.001.1A | 1st,4th-2nd,3rd gear selector fork           |          | 2    |   |
|       | 12  | 180.1.002.1A | 5th,6th gear selector fork                   |          | 1    |   |
|       | 13  | 0660.13.070  | Fork pin                                     |          | 2    |   |
|       | 14  | 852.1.005.1A | Shim th. 1                                   |          | 1    |   |
|       | 15  | 73500.1542   | Circlip                                      |          | 1    |   |
|       | 16  | 882.1.006.1A | Needle retaining ring (square cross-section) |          | 1    |   |
|       | 17  | 821.1.070.1A | Special roller (square cross-section)        |          | 6    |   |
|       | 18  | 182.2.010.1A | Complete gearbox drum                        |          | 1    |   |
|       | 19  | 0660.13.060  | Shim th. 1                                   |          | 1    |   |
|       | 20  | 799.1.025.1A | Fork return spring                           |          | 1    |   |
|       | 21  | 0400.09.050  | Shim th. 0.5                                 |          | 1    |   |
|       | 21  | 0765.92.205  | Shim th. 0.2                                 |          | 2    |   |
|       | 22  | 0214.07.350  | Ring   |          | 1    |   |
|       | 23  | 750.5.001.1A | Nut  |          | 1    |   |
|       | 24  | 180.1.008.1A | Gearbox drum control fork                    |          | 1    |   |

CATALOGUE No: 915.1.061.1E  
ISSUED: 05 - 01

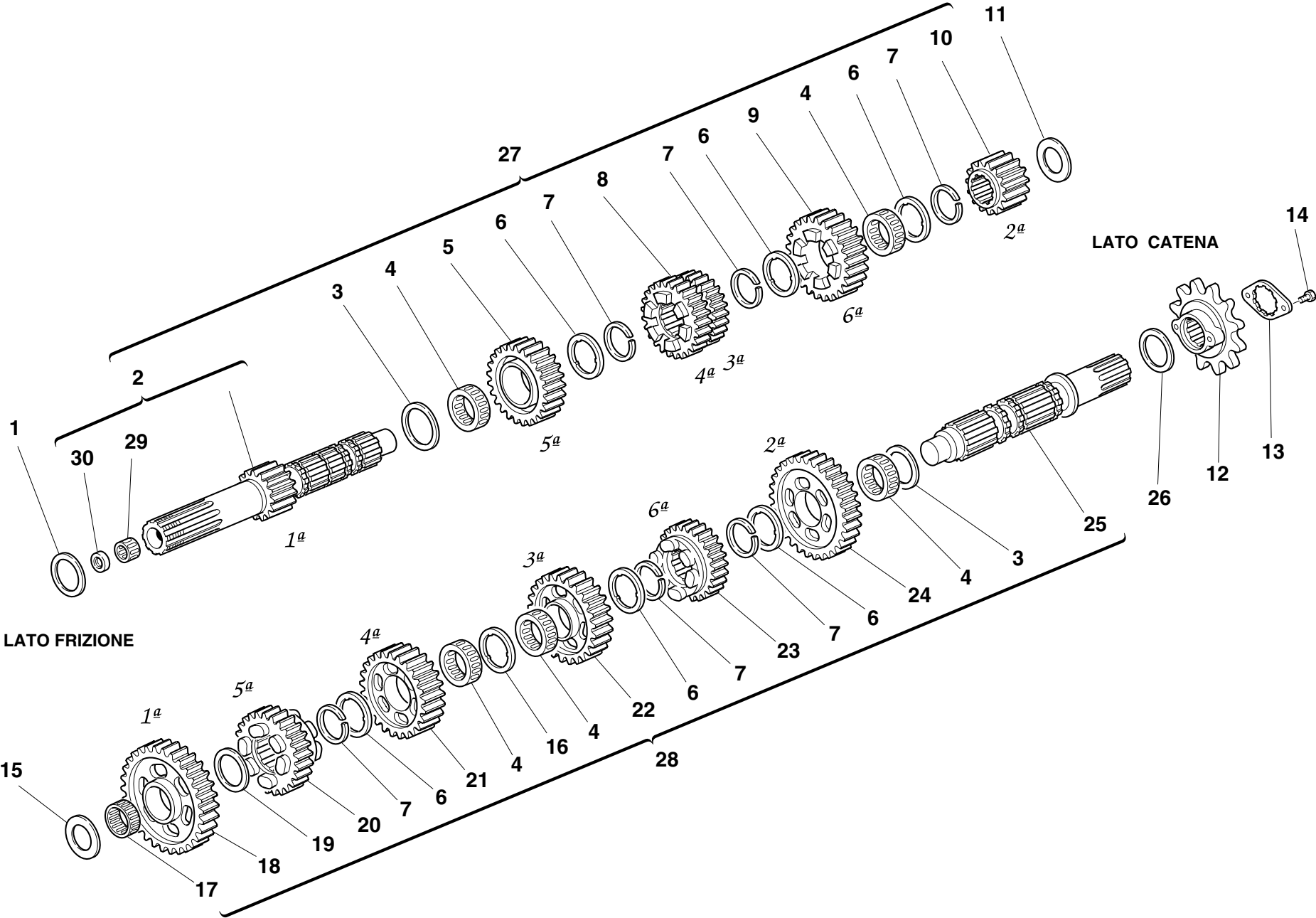
| NOTES | NO. | CODE NO.     | DESCRIPTION                    | VALIDITY | Q.TY |  |
|-------|-----|--------------|--------------------------------|----------|------|---|
|       | 25  | 0660.13.165  | Gearchange lever pin           |          | 1    |   |
|       | 26  | 821.1.001.1A | Pin with gearchange lever      |          | 1    |   |
|       | 27  | 0799.13.110  | Gearchange lever return spring |          | 1    |   |
|       | 28  | 60N102509    | Screw                          |          | 1    |   |
|       | 29  | 462.3.003.8A | Washer                         |          | 1    |   |
|       | 30  | 771.5.122.2B | Screw                          |          | 1    |   |
|       | 31  | 462.3.003.7A | Washer                         |          | 1    |   |
|       | 32  | 881.1.012.1A | Centering ring                 |          | 1    |   |
|       | 33  | 826.1.009.1A | Stopper plate                  |          | 1    |   |
|       | 34  | 0400.29.125  | Shim th. 0.2                   |          | 2    |   |
|       | 34  | 0400.29.126  | Shim th. 0.5                   |          | 1    |   |

CATALOGUE No: 915.1.061.1E  
ISSUED: 05 - 01

DRAWING

**003**


GEAR-BOX




DRAWING

003

GEAR-BOX

| NOTES | NO. | CODE NO.      | DESCRIPTION              | VALIDITY | Q.TY |  |
|-------|-----|---------------|--------------------------|----------|------|---|
|       | 1   | 0251.47.050   | Shim th. 1               |          | 1    |   |
|       | 1   | 0251.47.054   | Shim th. 1.2             |          | 1    |   |
|       | 1   | 852.1.108.1AH | Shim th. 0.9             |          | 1    |   |
|       | 1   | 852.1.108.1AL | Shim th. 1,1             |          | 1    |   |
|       | 1   | 852.1.108.1AN | Shim th. 1,3             |          | 1    |   |
|       | 2   | 150.2.006.1A  | Gearbox main shaft       |          | 1    |   |
|       | 3   | 0670.16.150   | Shim th. 0.5             |          | 2    |   |
|       | 4   | 701.4.005.1A  | Needle bearing           |          | 5    |   |
|       | 5   | 172.1.004.1A  | Driving gear 5th sp.     |          | 1    |   |
|       | 6   | 856.1.001.1A  | Grooved washer th. 0.5   |          | 6    |   |
|       | 7   | 0670.16.145   | Snap ring                |          | 6    |   |
|       | 8   | 172.1.003.1A  | Driving gear 3rd/4th sp. |          | 1    |   |
|       | 9   | 172.1.005.1A  | Driving gear 6th sp.     |          | 1    |   |
|       | 10  | 172.1.002.1B  | Driving gear 2nd sp.     |          | 1    |   |
|       | 11  | 0670.16.163   | Shim th. 1.8             |          | 1    |   |
|       | 11  | 0670.16.164   | Shim th. 2               |          | 1    |   |
|       | 11  | 713.1.014.1A  | Shim th. 1.5             |          | 1    |   |
|       | 11  | 713.1.014.1B  | Shim th. 1.7             |          | 1    |   |
|       | 11  | 713.1.014.1E  | Shim th. 1.6             |          | 1    |   |
|       | 11  | 713.1.014.1F  | Shim th. 1.9             |          | 1    |   |
|       | 12  | 449.1.003.3A  | Chain sprocket Z=15      |          | 1    |   |
|       | 13  | 826.1.011.1A  | Sprocket keep plate      |          | 1    |   |
|       | 14  | 8A00.67997    | Screw                    |          | 2    |   |
|       | 15  | 0670.16.164   | Shim th. 2               |          | 1    |   |
|       | 15  | 0670.16.165   | Shim th. 2.2             |          | 1    |   |
|       | 15  | 0670.16.184   | Shim th. 1               |          | 1    |   |
|       | 15  | 0670.16.185   | Shim th. 1.2             |          | 1    |   |

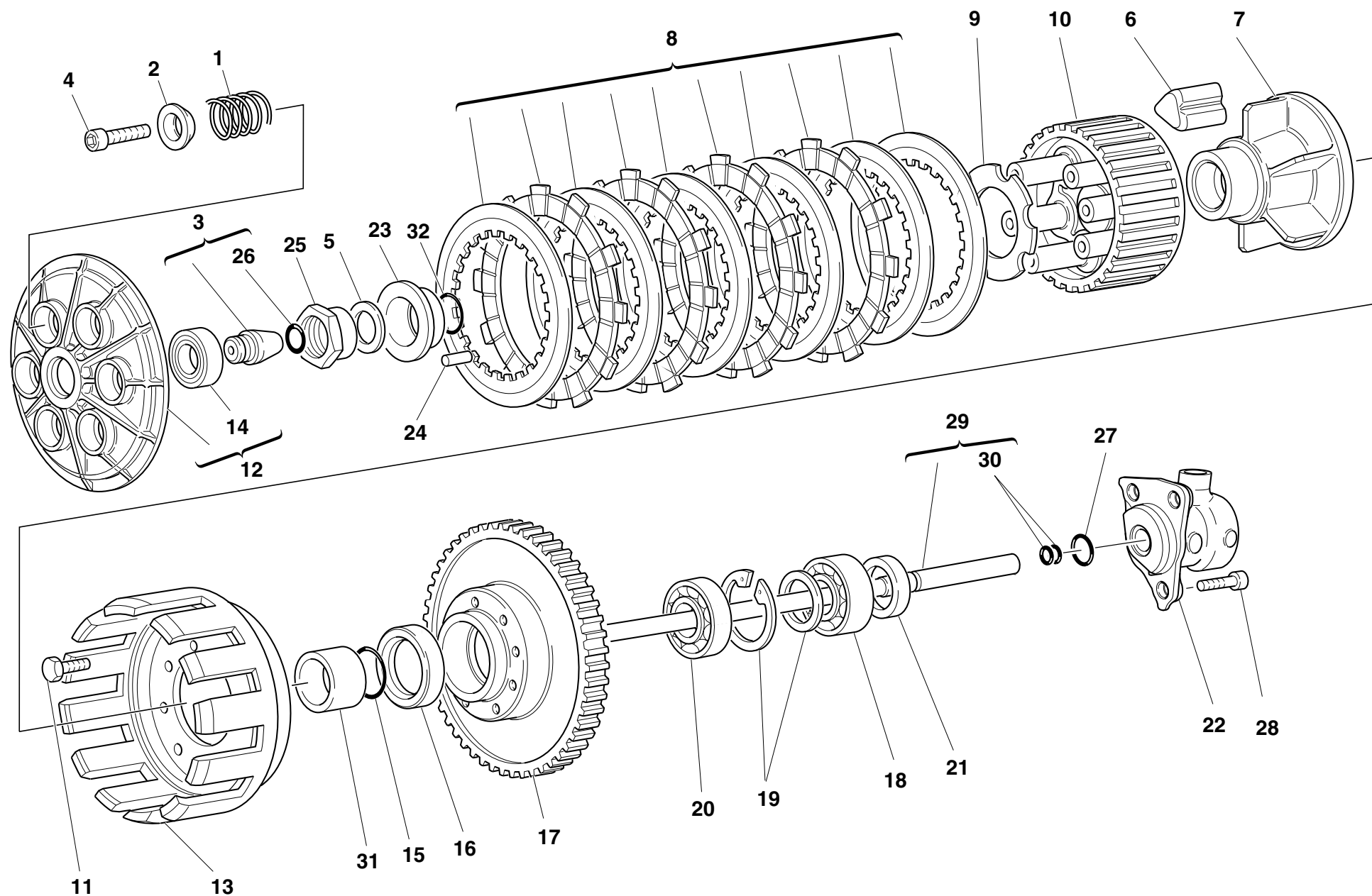
CATALOGUE No: 915.1.061.1E  
ISSUED: 05 - 01

| NOTES | NO. | CODE NO.      | DESCRIPTION            | VALIDITY | Q.TY |  |
|-------|-----|---------------|------------------------|----------|------|---|
|       | 15  | 713.1.011.1A  | Shim th. 2.3           |          | 1    |   |
|       | 15  | 713.1.014.1A  | Shim th. 1.5           |          | 1    |   |
|       | 15  | 713.1.014.1E  | Shim th. 1.6           |          | 1    |   |
|       | 16  | 856.1.031.1A  | Grooved washer th. 0.5 |          | 1    |   |
|       | 17  | 76402.0002    | Needle bearing         |          | 1    |   |
|       | 18  | 172.1.006.1B  | Driven gear 1st sp.    |          | 1    |   |
|       | 19  | 0670.16.155   | Shim th. 1             |          | 1    |   |
|       | 20  | 172.1.010.1A  | Driven gear 5th sp.    |          | 1    |   |
|       | 21  | 172.1.009.1A  | Driven gear 4th sp.    |          | 1    |   |
|       | 22  | 172.1.008.1A  | Driven gear 3rd sp.    |          | 1    |   |
|       | 23  | 172.1.011.1A  | Driven gear 6th sp.    |          | 1    |   |
|       | 24  | 172.1.007.1B  | Driven gear 2nd sp.    |          | 1    |   |
|       | 25  | 149.1.003.1A  | Gearbox lay shaft      |          | 1    |   |
|       | 26  | 0670.16.170   | Shim th. 0.8           |          | 1    |   |
|       | 26  | 0670.16.171   | Shim th. 1             |          | 1    |   |
|       | 26  | 852.1.105.1AB | Shim th. 0.9           |          | 1    |   |
|       | 26  | 852.1.105.1AD | Shim th. 1,1           |          | 1    |   |
|       | 26  | 852.1.105.1AG | Shim th. 0.7           |          | 1    |   |
|       | 27  | 150.2.005.1A  | Complete main shaft    |          | 1    |   |
|       | 28  | 150.2.003.1A  | Complete lay shaft     |          | 1    |   |
|       | 29  | 76270.0827    | Needle bearing         |          | 1    |   |
|       | 30  | 93783.0812    | Seal ring              |          | 1    |   |

CATALOGUE No: 915.1.061.1E  
ISSUED: 05 - 01



DRAWING **004** CLUTCH




DRAWING

004

CLUTCH

| NOTES | NO. | CODE NO.     | DESCRIPTION                  | VALIDITY | Q.TY |  |
|-------|-----|--------------|------------------------------|----------|------|---|
|       | 1   | 0659.16.558  | Clutch spring                |          | 6    |   |
|       | 2   | 841.1.002.2A | Retainer                     |          | 6    |   |
|       | 3   | 818.2.009.1A | Clutch control pin           |          | 1    |   |
|       | 4   | 771.5.043.2B | Screw                        |          | 6    |   |
|       | 5   | 851.4.001.1A | Lock washer                  |          | 1    |   |
|       | 6   | 764.1.003.1B | Rubber pad                   |          | 12   |   |
|       | 7   | 162.1.001.1B | Plate holder hub             |          | 1    |   |
|       | 8   | 190.2.001.3A | Clutch plates set            |          | 1    |   |
|       | 9   | 851.1.001.1B | Lock washer                  |          | 1    |   |
|       | 10  | 196.1.001.1B | Clutch drum                  |          | 1    |   |
|       | 11  | 70610.8120   | Screw                        |          | 8    |   |
|       | 12  | 194.2.001.1B | Pressure plate               |          | 1    |   |
|       | 13  | 198.1.027.1A | Clutch housing               |          | 1    |   |
|       | 14  | 702.5.016.1A | Bearing                      |          | 1    |   |
|       | 15  | 463.2.053.7A | O-ring                       |          | 1    |   |
|       | 16  | 463.4.026.9A | Seal ring                    |          | 1    |   |
|       | 17  | 170.2.020.1B | Clutch/crankshaft gears pair |          | 1    |   |
|       | 18  | 75113.2566   | Bearing                      |          | 1    |   |
|       | 19  | 881.2.001.1A | Circlip - spacer             |          | 1    |   |
|       | 20  | 463.7.022.6A | Bearing                      |          | 1    |   |
|       | 21  | 0660.16.145  | Spacer                       |          | 1    |   |
|       | 22  | 195.4.003.1A | Piston assembly              |          | 1    |   |
|       | 23  | 710.1.002.1A | Bush                         |          | 1    |   |
|       | 24  | 74224.0570   | Pin                          |          | 1    |   |
|       | 25  | 750.1.002.1B | Nut                          |          | 1    |   |
|       | 26  | 0400.17.030  | O-ring                       |          | 1    |   |
|       | 27  | 886.4.043.1A | O-ring                       |          | 1    |   |

CATALOGUE No: 915.1.061.1E  
ISSUED: 05 - 01

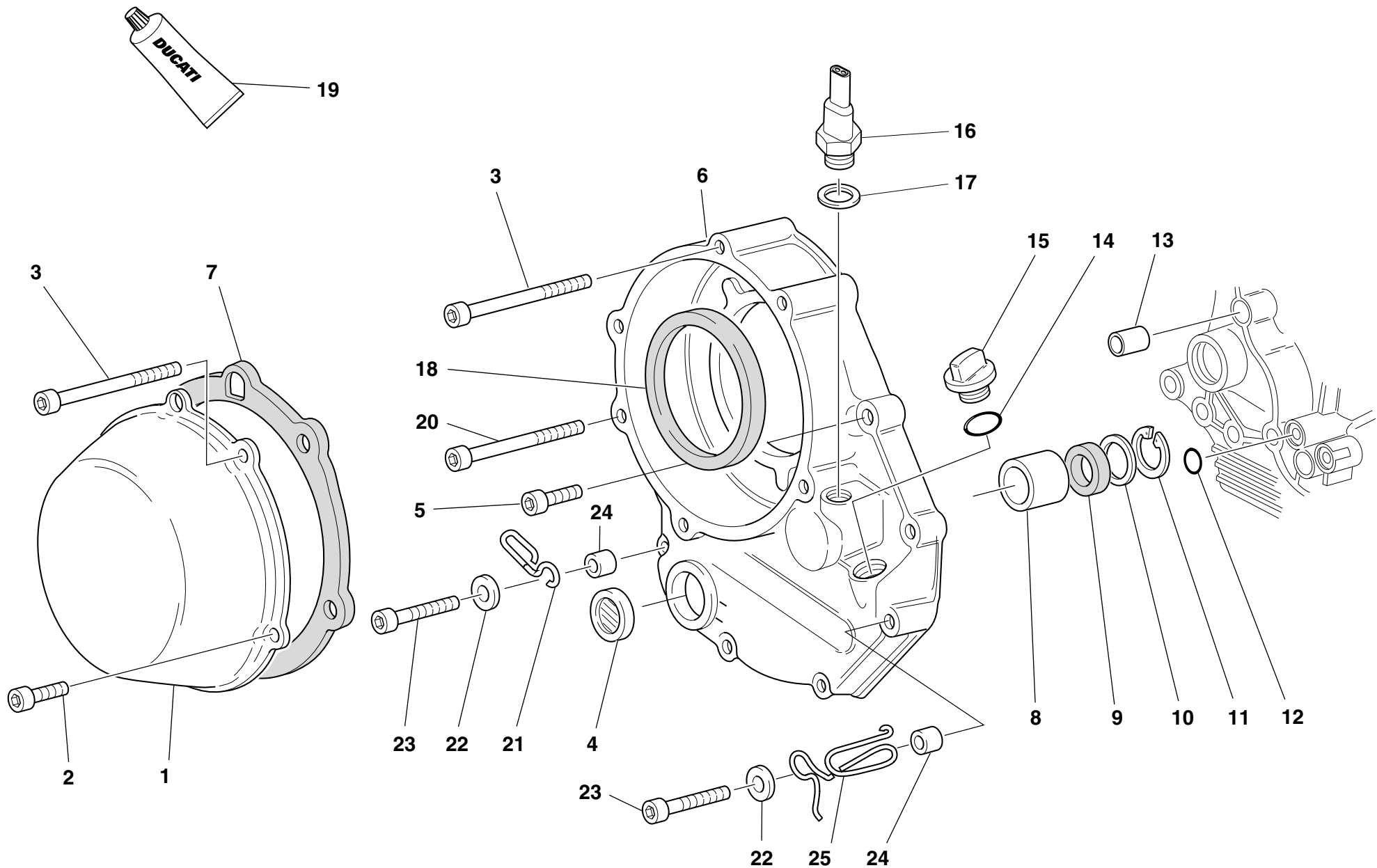
| NOTES | NO. | CODE NO.     | DESCRIPTION        | VALIDITY | Q.TY |  |
|-------|-----|--------------|--------------------|----------|------|---|
|       | 28  | 60N107335    | Screw              |          | 3    |   |
|       | 29  | 117.2.006.1A | Clutch control rod |          | 1    |   |
|       | 30  | 93823.2018   | O-ring             |          | 2    |   |
|       | 31  | 713.1.012.1B | Spacer             |          | 1    |   |
|       | 32  | 93823.0128   | O-ring             |          | 1    |   |

CATALOGUE No: 915.1.061.1E  
ISSUED: 05 - 01

DRAWING

**005**


CLUTCH COVER



DRAWING

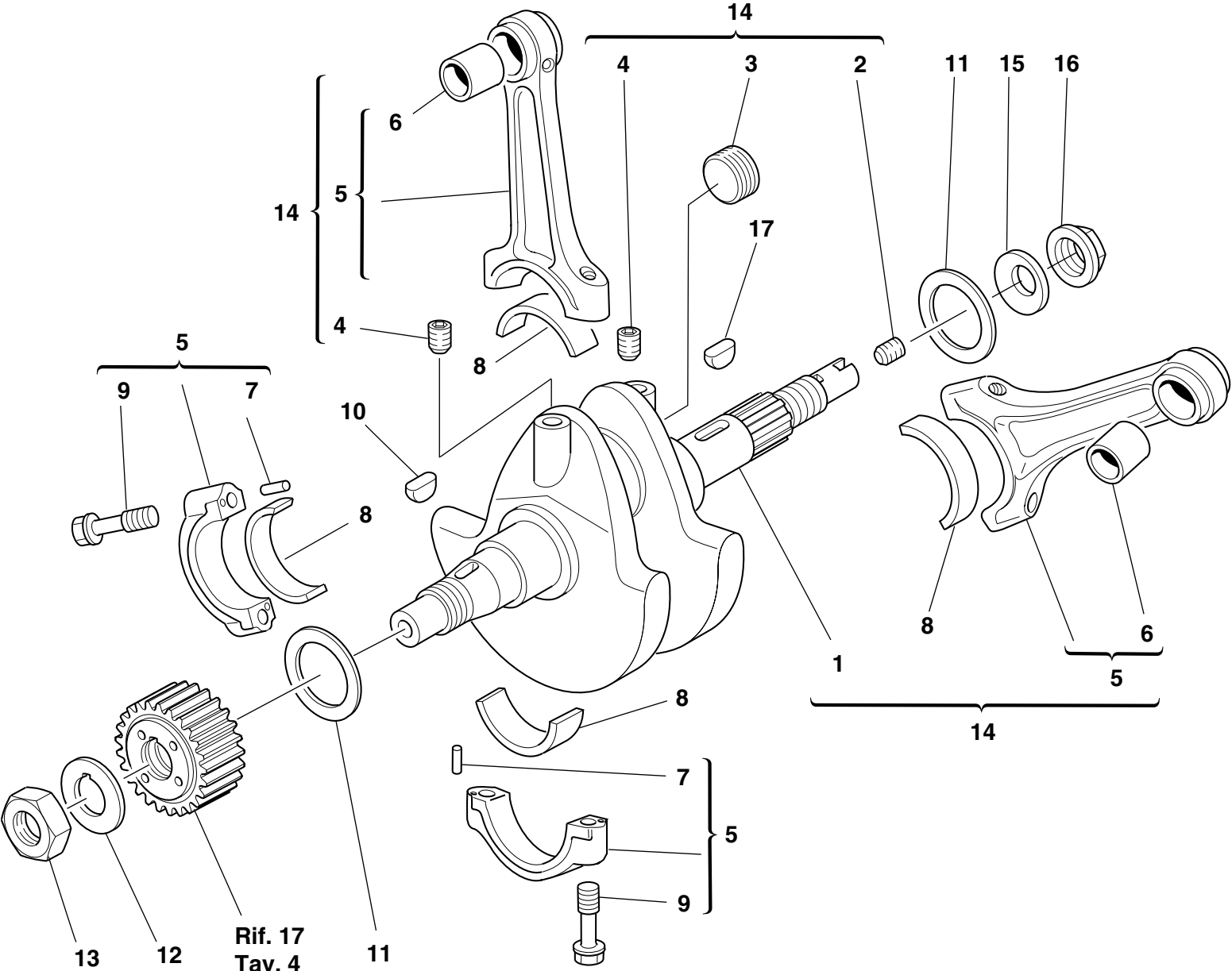
005

CLUTCH COVER

| NOTES | NO. | CODE NO.      | DESCRIPTION              | VALIDITY | Q.TY |  |
|-------|-----|---------------|--------------------------|----------|------|---|
|       | 1   | 243.1.025.1AD | Clutch protection cover  |          | 1    |   |
|       | 2   | 60N102509     | Screw                    |          | 2    |   |
|       | 3   | 417.6.075.9A  | Screw                    |          | 3    |   |
|       | 4   | 254.4.001.1A  | Oil level inspection cap |          | 1    |   |
|       | 5   | 60N102510     | Screw                    |          | 4    |   |
|       | 6   | 243.2.004.1BB | Cover clutch side        |          | 1    |   |
|       | 7   | 788.1.052.1A  | Clutch cover gasket      |          | 1    |   |
|       | 8   | 0665.49.680   | Bush                     |          | 1    |   |
|       | 9   | 93784.2030    | Seal ring                |          | 1    |   |
|       | 10  | 852.1.008.1A  | Shim th. 0.5             |          | 1    |   |
|       | 11  | 73503.3075    | Circlip                  |          | 1    |   |
|       | 12  | 93827.0114    | O-ring                   |          | 1    |   |
|       | 13  | 0400.49.240   | Locating bush            |          | 1    |   |
|       | 14  | 93823.2082    | O-ring                   |          | 1    |   |
|       | 15  | 893.1.005.1A  | Cap                      |          | 1    |   |
|       | 16  | 539.4.030.1A  | Switch                   |          | 1    |   |
|       | 17  | 0150.70.120   | Gasket th.2              |          | 1    |   |
|       | 18  | 463.4.047.7A  | Ring                     |          | 1    |   |
|       | 19  | 94247.0014    | Fluid sealant            |          | 1    |   |
|       | 20  | 771.5.078.2B  | Screw                    |          | 1    |   |
|       | 21  | 829.1.073.3A  | Holder                   |          | 1    |   |
|       | 22  | 734306N01     | Washer                   |          | 2    |   |
|       | 23  | 771.5.072.2B  | Screw                    |          | 2    |   |
|       | 24  | 0675.49.540   | Spacer                   |          | 2    |   |
|       | 25  | 881.1.030.1A  | Holder                   |          | 1    |   |

| NOTES | NO. | CODE NO. | DESCRIPTION | VALIDITY | Q.TY |  |
|-------|-----|----------|-------------|----------|------|---|
|-------|-----|----------|-------------|----------|------|---|


DRAWING **006** CRANKSHAFT




DRAWING

006

CRANKSHAFT

| NOTES | NO. | CODE NO.      | DESCRIPTION                       | VALIDITY | Q.TY |  |
|-------|-----|---------------|-----------------------------------|----------|------|---|
|       | 1   | 146.2.061.1A  | Crankshaft (items 2-3-4 included) |          | 1    |   |
|       | 2   | 779.1.109.1A  | Special screw                     |          | 1    |   |
|       | 3   | 780.1.016.1A  | Cap                               |          | 1    |   |
|       | 4   | 72121.2106    | Threaded dowel                    |          | 2    |   |
|       | 5   | 158.2.002.2A  | Connecting rods pair              |          | 1    |   |
|       | 6   | 711.1.007.1A  | Bush                              |          | 2    |   |
|       | 7   | 74224.0570    | Pin                               |          | 4    |   |
|       | 8   | 112.1.001.1A  | Standard half-bearing             |          | 4    |   |
|       | 8   | 112.1.001.1AB | Undersize half-bearing 0.25       |          | 4    |   |
|       | 8   | 112.1.001.1AC | Undersize half-bearing 0.50       |          | 4    |   |
|       | 9   | 779.1.007.2A  | Special screw                     |          | 4    |   |
|       | 10  | 74172.1008    | Woodruff key                      |          | 1    |   |
|       | 11  | 852.1.104.1A  | Shim th. 1.9                      |          | 1    |   |
|       | 11  | 852.1.104.1B  | Shim th. 1.95                     |          | 1    |   |
|       | 11  | 852.1.104.1C  | Shim th. 2                        |          | 1    |   |
|       | 11  | 852.1.104.1D  | Shim th. 2,05                     |          | 2    |   |
|       | 11  | 852.1.104.1E  | Shim th. 2,1                      |          | 1    |   |
|       | 11  | 852.1.104.1F  | Shim th. 2,15                     |          | 1    |   |
|       | 11  | 852.1.104.1G  | Shim th. 2.2                      |          | 1    |   |
|       | 11  | 852.1.104.1H  | Shim th. 2.25                     |          | 1    |   |
|       | 11  | 852.1.104.1I  | Shim th. 2.3                      |          | 1    |   |
|       | 11  | 852.1.104.1J  | Shim th. 2.35                     |          | 1    |   |
|       | 11  | 852.1.104.1K  | Shim th. 2,4                      |          | 1    |   |
|       | 11  | 852.1.104.1L  | Shim th. 2,45                     |          | 1    |   |
|       | 11  | 852.1.104.1M  | Shim th. 2.5                      |          | 1    |   |
|       | 11  | 852.1.104.1N  | Shim th. 2.55                     |          | 1    |   |
|       | 12  | 0619.47.030   | Lock washer                       |          | 1    |   |

CATALOGUE No: 915.1.061.1E  
ISSUED: 05 - 01

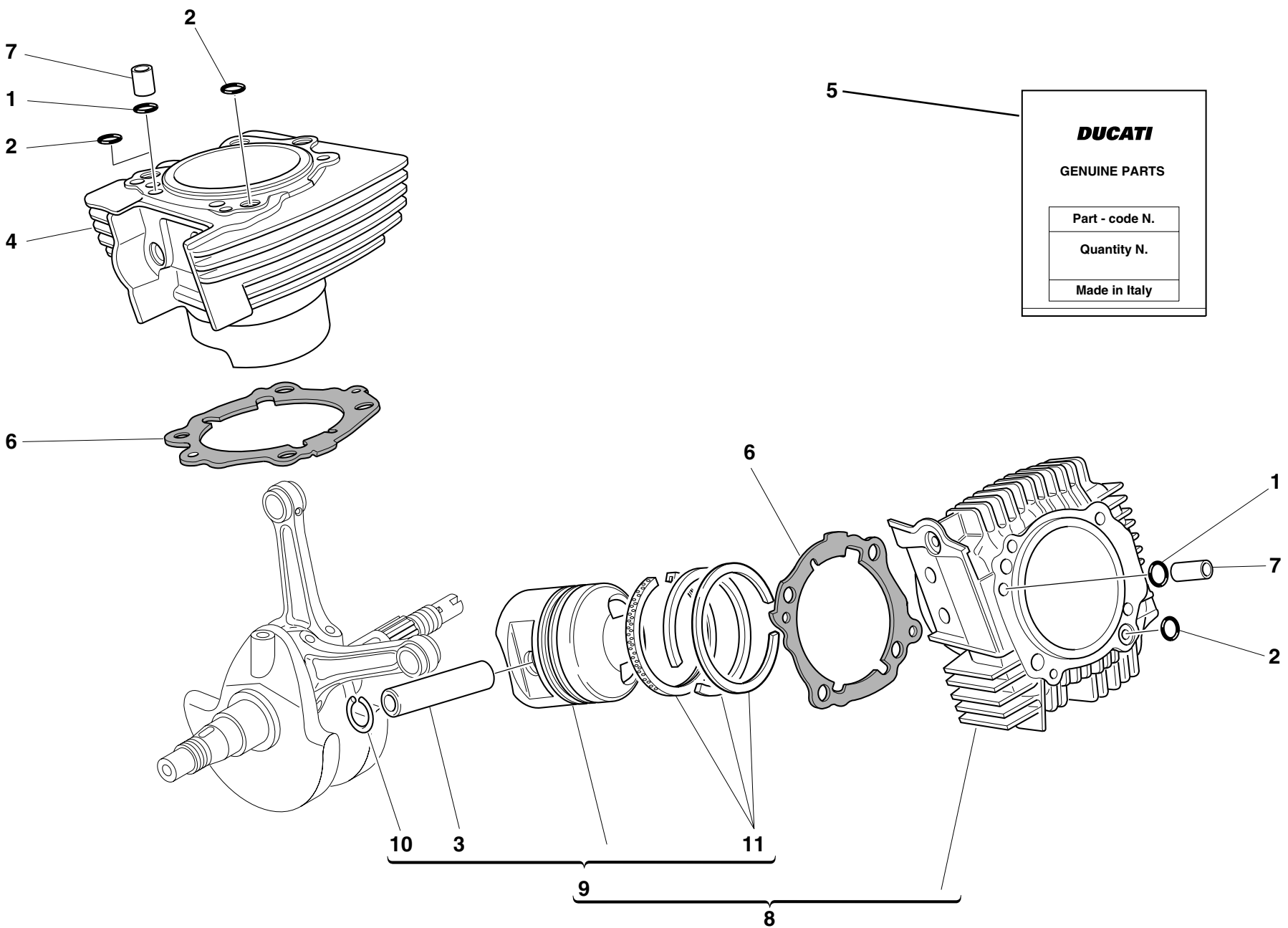
| NOTES | NO. | CODE NO.     | DESCRIPTION                       | VALIDITY | Q.TY |  |
|-------|-----|--------------|-----------------------------------|----------|------|---|
|       | 13  | 0660.47.040  | Nut                               |          | 1    |   |
|       | 14  | 145.2.034.1A | Complete connecting rods assembly |          | 1    |   |
|       | 15  | 799.1.051.2A | Spring washer                     |          | 1    |   |
|       | 16  | 750.1.012.2A | Nut                               |          | 1    |   |
|       | 17  | 0755.29.025  | Woodruff key                      |          | 1    |   |

CATALOGUE No: 915.1.061.1E  
ISSUED: 05 - 01

DRAWING

007

CYLINDERS - PISTONS



**DUCATI**


GENUINE PARTS

|                |
|----------------|
| Part - code N. |
| Quantity N.    |
| Made in Italy  |

DRAWING

007

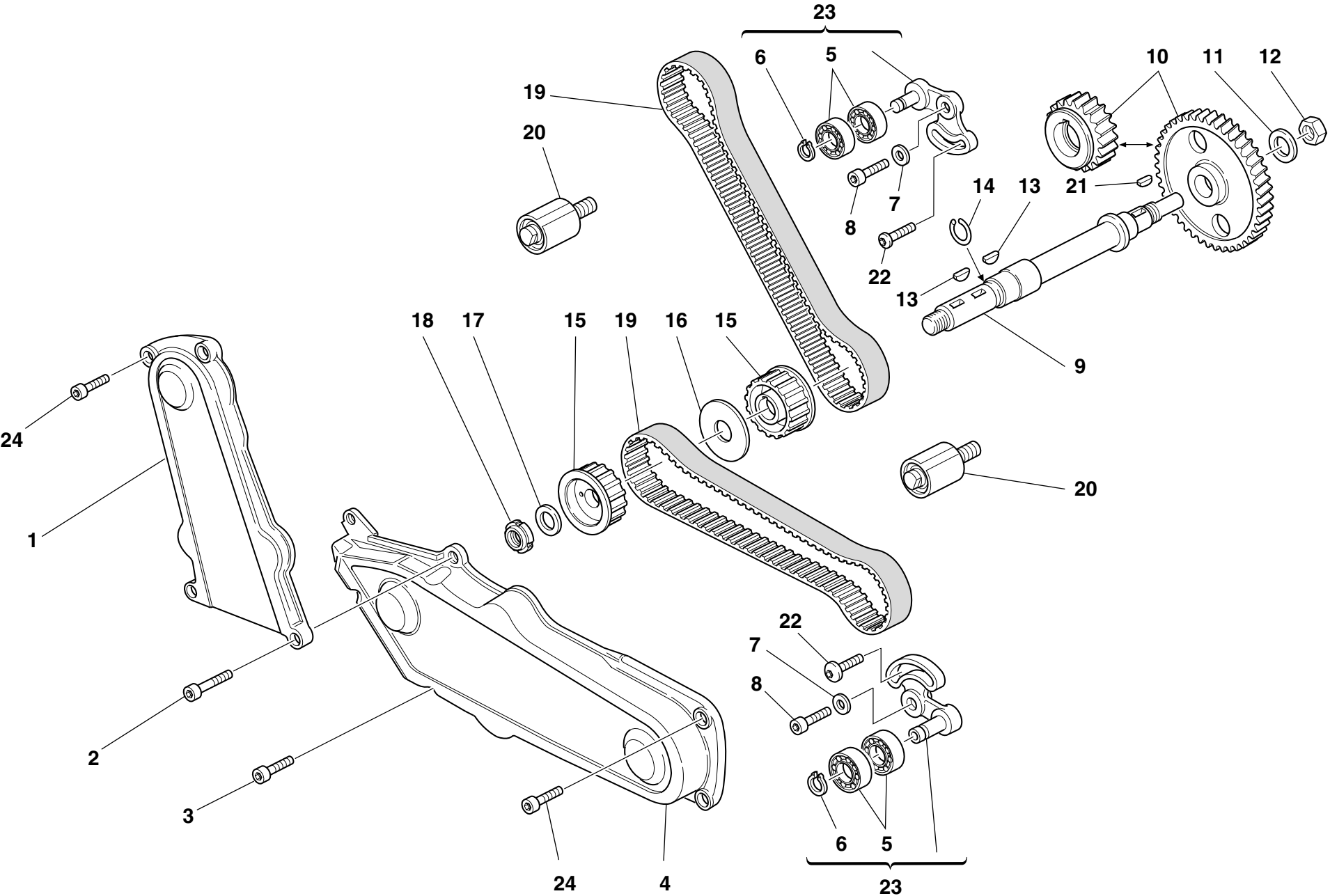
CYLINDERS - PISTONS

| NOTES | NO. | CODE NO.     | DESCRIPTION                       | VALIDITY | Q.TY |  |
|-------|-----|--------------|-----------------------------------|----------|------|---|
|       | 1   | 0400.17.030  | O-ring                            |          | 2    |   |
|       | 2   | 463.2.019.6A | O-ring                            |          | 3    |   |
|       | 3   | 121.1.040.1A | Piston pin                        |          | 2    |   |
|       | 4   | 120.2.051.2B | Vertical cylinder-piston fit      |          | 1    |   |
|       | 5   | 791.2.029.1A | Head-cylinder gaskets set         |          | 1    |   |
|       | 6   | 786.1.068.1A | Cylinder-crankcase gasket th. 0.4 |          | 2    |   |
|       | 7   | 0805.17.125  | Bush                              |          | 2    |   |
|       | 8   | 120.2.052.2B | Horizontal cylinder-piston fit    |          | 1    |   |
|       | 9   | 122.2.050.1B | Complete piston                   |          | 2    |   |
|       | 10  | 884.4.011.1A | Piston pin circlip                |          | 4    |   |
|       | 11  | 121.2.029.1B | Piston rings set                  |          | 2    |   |

| NOTES | NO. | CODE NO. | DESCRIPTION | VALIDITY | Q.TY |  |
|-------|-----|----------|-------------|----------|------|---|
|-------|-----|----------|-------------|----------|------|---|



DRAWING **008** TIMING



DRAWING

008

TIMING

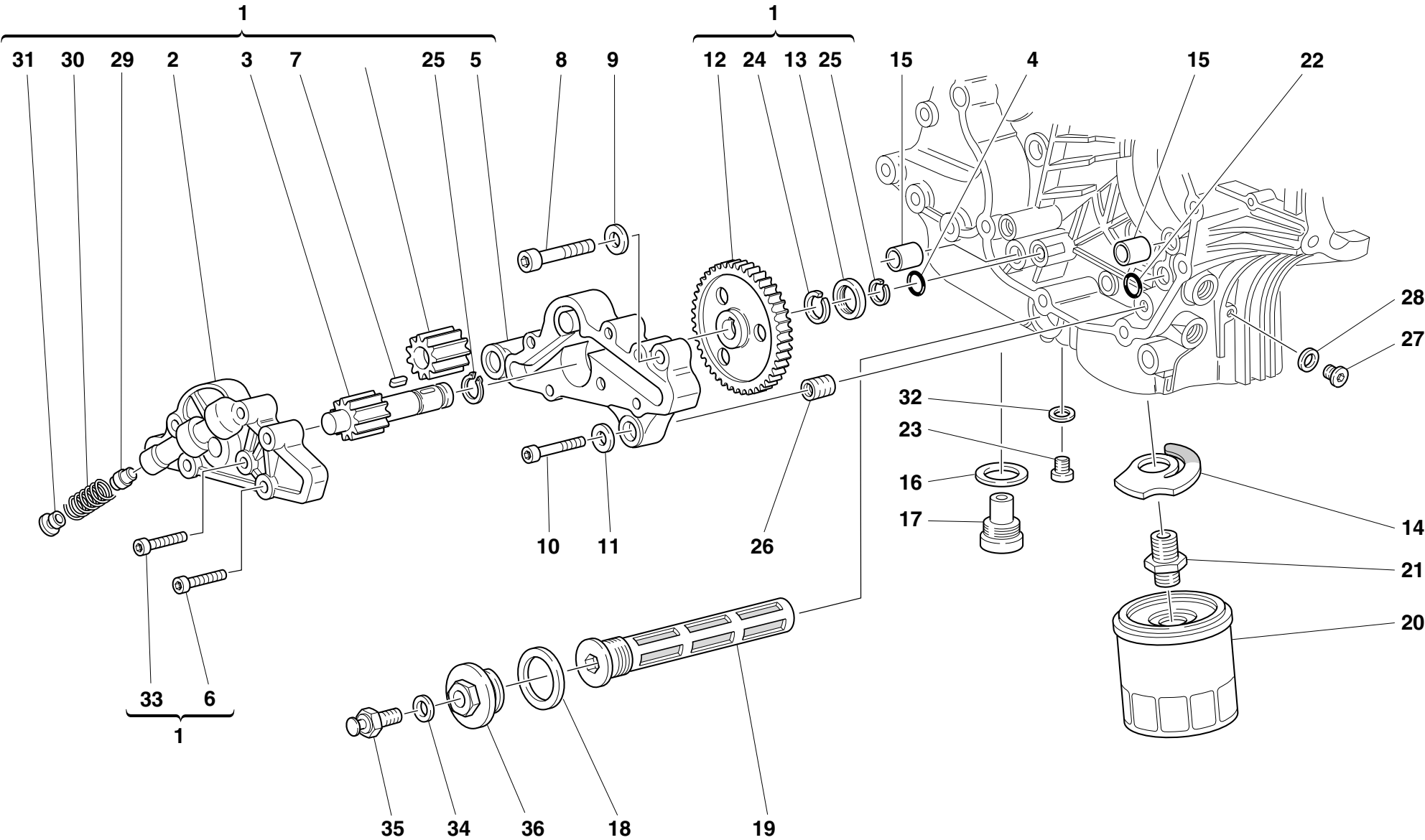
| NOTES | NO. | CODE NO.     | DESCRIPTION                                 | VALIDITY | Q.TY |  |
|-------|-----|--------------|---|----------|------|---|
|       | 1   | 245.1.043.1A | Vertical timing belt cover                  |          | 1    |   |
|       | 2   | 60N102510    | Screw                                       |          | 2    |   |
|       | 3   | 60N102509    | Screw                                       |          | 1    |   |
|       | 4   | 245.1.044.1A | Horizontal timing belt cover                |          | 1    |   |
|       | 5   | 75166.1238   | Bearing                                     |          | 4    |   |
|       | 6   | 0214.07.350  | Ring  |          | 2    |   |
|       | 7   | 462.3.003.7A | Washer                                      |          | 2    |   |
|       | 8   | 60N102555    | Screw                                       |          | 2    |   |
|       | 9   | 147.1.015.1A | Lay shaft                                   |          | 1    |   |
|       | 10  | 171.2.020.2B | Timing gears pair                           |          | 1    |   |
|       | 11  | 0400.29.040  | Lock washer                                 |          | 1    |   |
|       | 12  | 0124.40.060  | Hexagon nut                                 |          | 1    |   |
|       | 13  | 74172.1008   | Woodruff key                                |          | 2    |   |
|       | 14  | 882.1.003.1A | Snap ring                                   |          | 1    |   |
|       | 15  | 255.1.001.1B | Timing belt roller                          |          | 2    |   |
|       | 16  | 856.1.002.1A | Belt roller separating washer sp. 2         |          | 1    |   |
|       | 17  | 0797.69.040  | Washer                                      |          | 1    |   |
|       | 18  | 72944.1542   | Elastic-stop ring nut                       |          | 1    |   |
|       | 19  | 737.4.002.3A | Timing drive toothed belt                   |          | 2    |   |
|       | 20  | 451.1.025.1A | Fixed tensioner assembly                    |          | 2    |   |
|       | 21  | 0755.29.025  | Woodruff key                                |          | 2    |   |
|       | 22  | 772.1.010.2A | Screw                                       |          | 2    |   |
|       | 23  | 451.2.006.1A | Complete vertical cylinder tensioner roller |          | 2    |   |
|       | 24  | 771.5.064.2B | Screw                                       |          | 4    |   |

| NOTES | NO. | CODE NO. | DESCRIPTION | VALIDITY | Q.TY |  |
|-------|-----|----------|-------------|----------|------|---|
|-------|-----|----------|-------------|----------|------|---|

DRAWING

**009**

**FILTERS AND OIL PUMP**




DRAWING

009

FILTERS AND OIL PUMP

| NOTES | NO. | CODE NO.     | DESCRIPTION                | VALIDITY | Q.TY |  |
|-------|-----|--------------|----------------------------|----------|------|---|
|       | 1   | 174.2.025.3A | Complete oil pump          |          | 1    |   |
|       | 2   | 247.1.104.1A | Pump cover                 |          | 1    |   |
|       | 3   | 174.1.002.1A | Pump driving gear          |          | 1    |   |
|       | 4   | 886.4.037.1A | O-ring                     |          | 1    |   |
|       | 5   | 250.2.030.3A | Pump body                  |          | 1    |   |
|       | 6   | 779.5.020.1A | Screw                      |          | 3    |   |
|       | 7   | 680.1.001.1B | Woodruff key               |          | 1    |   |
|       | 8   | 771.5.129.2B | Screw                      |          | 2    |   |
|       | 9   | 462.4.037.8A | Spring washer              |          | 2    |   |
|       | 10  | 60N102510    | Screw                      |          | 1    |   |
|       | 11  | 462.4.037.6A | Spring washer              |          | 1    |   |
|       | 12  | 174.1.025.1A | Pump drive gear            |          | 1    |   |
|       | 13  | 710.1.001.1A | Bush                       |          | 1    |   |
|       | 14  | 799.2.077.2A | Bypass spring              |          | 1    |   |
|       | 15  | 0759.49.280  | Locating bush              |          | 2    |   |
|       | 16  | 220.3.208.3A | Gasket                     |          | 1    |   |
|       | 17  | 0660.49.053  | Oil drain plug with magnet |          | 1    |   |
|       | 18  | 852.5.005.1A | Gasket th.1,5              |          | 1    |   |
|       | 19  | 894.2.009.1A | Oil filter                 |          | 1    |   |
|       | 20  | 0905.49.960  | Oil filter cartridge       |          | 1    |   |
|       | 21  | 0670.49.910  | Nipple                     |          | 1    |   |
|       | 22  | 93827.0114   | O-ring                     |          | 1    |   |
|       | 23  | 779.1.198.1A | Cap                        |          | 1    |   |
|       | 24  | 76267.0012   | Snap ring                  |          | 1    |   |
|       | 25  | 73500.1237   | Circlip                    |          | 2    |   |
|       | 26  | 0670.49.310  | Reduction bush             |          | 1    |   |
|       | 27  | 779.1.162.1A | Cap                        |          | 1    |   |

CATALOGUE No: 915.1.061.1E  
ISSUED: 05 - 01

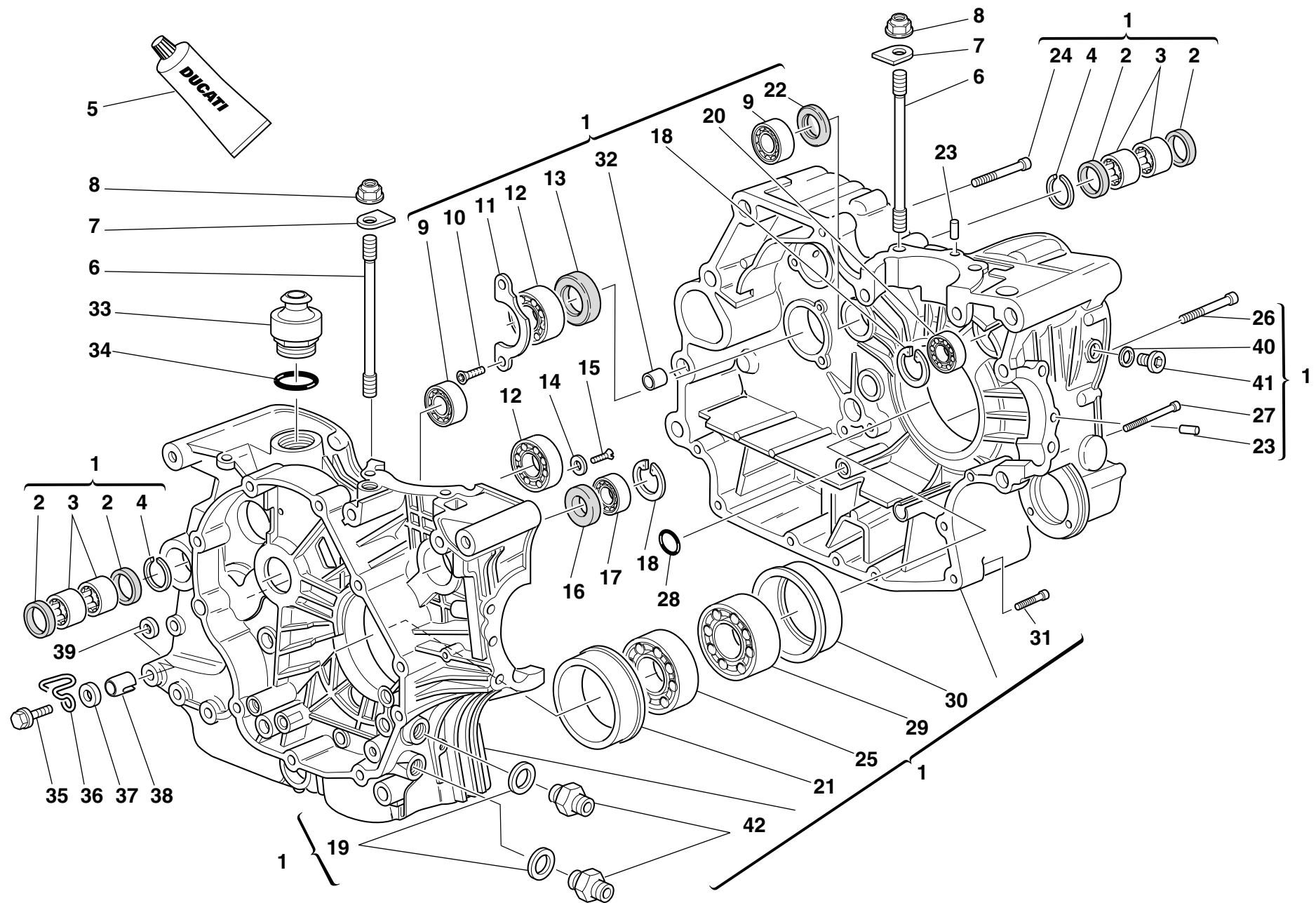
| NOTES | NO. | CODE NO.     | DESCRIPTION      | VALIDITY | Q.TY |  |
|-------|-----|--------------|------------------|----------|------|---|
|       | 28  | 0150.70.120  | Gasket th.2      |          | 1    |   |
|       | 29  | 593.1.018.1A | Bypass valve     |          | 1    |   |
|       | 30  | 799.1.055.1A | Bypass spring    |          | 1    |   |
|       | 31  | 780.1.018.1A | Bypass cap       |          | 1    |   |
|       | 32  | 852.1.120.1A | Aluminium gasket |          | 1    |   |
|       | 33  | 779.5.019.1A | Screw            |          | 3    |   |
|       | 34  | 420.2.001.0A | Gasket th.1      |          | 1    |   |
|       | 35  | 552.4.004.2A | Thermistor       |          | 1    |   |
|       | 36  | 873.1.039.1A | Cap              |          | 1    |   |

CATALOGUE No: 915.1.061.1E  
ISSUED: 05 - 01

DRAWING

**010**

**HALF CRANKCASES**



DRAWING

010

HALF CRANKCASES


| NOTES | NO. | CODE NO.     | DESCRIPTION                           | VALIDITY | Q.TY |  |
|-------|-----|--------------|---------------------------------------|----------|------|---|
|       | 1   | 225.2.041.1B | Complete half-crankcases pair         |          | 1    |   |
|       | 2   | 0755.49.265  | Seal ring                             |          | 4    |   |
|       | 3   | 76400.0004   | Needle bearing                        |          | 4    |   |
|       | 4   | 76266.2668   | Snap ring                             |          | 2    |   |
|       | 5   | 94247.0014   | Fluid sealant                         |          | 1    |   |
|       | 6   | 0377.49.270  | Stud bolt for fastening head cylinder |          | 8    |   |
|       | 7   | 856.1.025.1A | Special washer                        |          | 8    |   |
|       | 8   | 0670.92.010  | Nut                                   |          | 8    |   |
|       | 9   | 75791.1747   | Bearing                               |          | 2    |   |
|       | 10  | 72094.1616   | Screw                                 |          | 2    |   |
|       | 11  | 0367.49.275  | Keep plate                            |          | 1    |   |
|       | 12  | 702.5.019.1A | Bearing                               |          | 2    |   |
|       | 13  | 0660.49.268  | Seal ring                             |          | 1    |   |
|       | 14  | 713.1.140.1A | Spacer                                |          | 2    |   |
|       | 15  | 60N101079    | Screw                                 |          | 2    |   |
|       | 16  | 93785.1830   | Seal ring                             |          | 1    |   |
|       | 17  | 75794.1542   | Bearing                               |          | 1    |   |
|       | 18  | 73503.3380   | Circlip                               |          | 1    |   |
|       | 19  | 420.2.006.4A | Aluminium gasket                      |          | 2    |   |
|       | 20  | 702.5.008.1A | Bearing                               |          | 1    |   |
|       | 21  | 710.1.069.1A | Bearing holder bush                   |          | 1    |   |
|       | 22  | 463.4.001.1A | Seal ring                             |          | 1    |   |
|       | 23  | 0011.52.010  | Locating dowel                        |          | 2    |   |
|       | 24  | 771.5.136.2B | Screw                                 |          | 6    |   |
|       | 25  | 75143.3380   | Bearing                               |          | 1    |   |
|       | 26  | 779.1.029.1A | Special screw                         |          | 1    |   |
|       | 27  | 771.5.080.2B | Screw                                 |          | 1    |   |

CATALOGUE No:

ISSUED:

915.1.061.1E

05 - 01

| NOTES | NO. | CODE NO.     | DESCRIPTION         | VALIDITY | Q.TY |  |
|-------|-----|--------------|---------------------|----------|------|---|
|       | 28  | 93827.0114   | O-ring              |          | 1    |   |
|       | 29  | 75191.3380   | Bearing             |          | 1    |   |
|       | 30  | 710.1.070.1A | Bearing holder bush |          | 1    |   |
|       | 31  | 771.5.072.2B | Screw               |          | 5    |   |
|       | 32  | 711.1.095.1A | Bush                |          | 2    |   |
|       | 33  | 593.1.003.1B | Breather valve      |          | 1    |   |
|       | 34  | 93823.3156   | O-ring              |          | 1    |   |
|       | 35  | 8000.62729   | Screw               |          | 1    |   |
|       | 36  | 829.1.124.2A | Ring                |          | 1    |   |
|       | 37  | 734306N01    | Washer              |          | 1    |   |
|       | 38  | 710.1.032.1A | Bush                |          | 1    |   |
|       | 39  | 711.1.072.1A | Bush                |          | 1    |   |
|       | 40  | 420.2.006.2A | Aluminium gasket    |          | 1    |   |
|       | 41  | 779.1.026.1A | Screw               |          | 1    |   |
|       | 42  | 815.1.022.1A | Nipple              |          | 2    |   |

CATALOGUE No:

ISSUED:

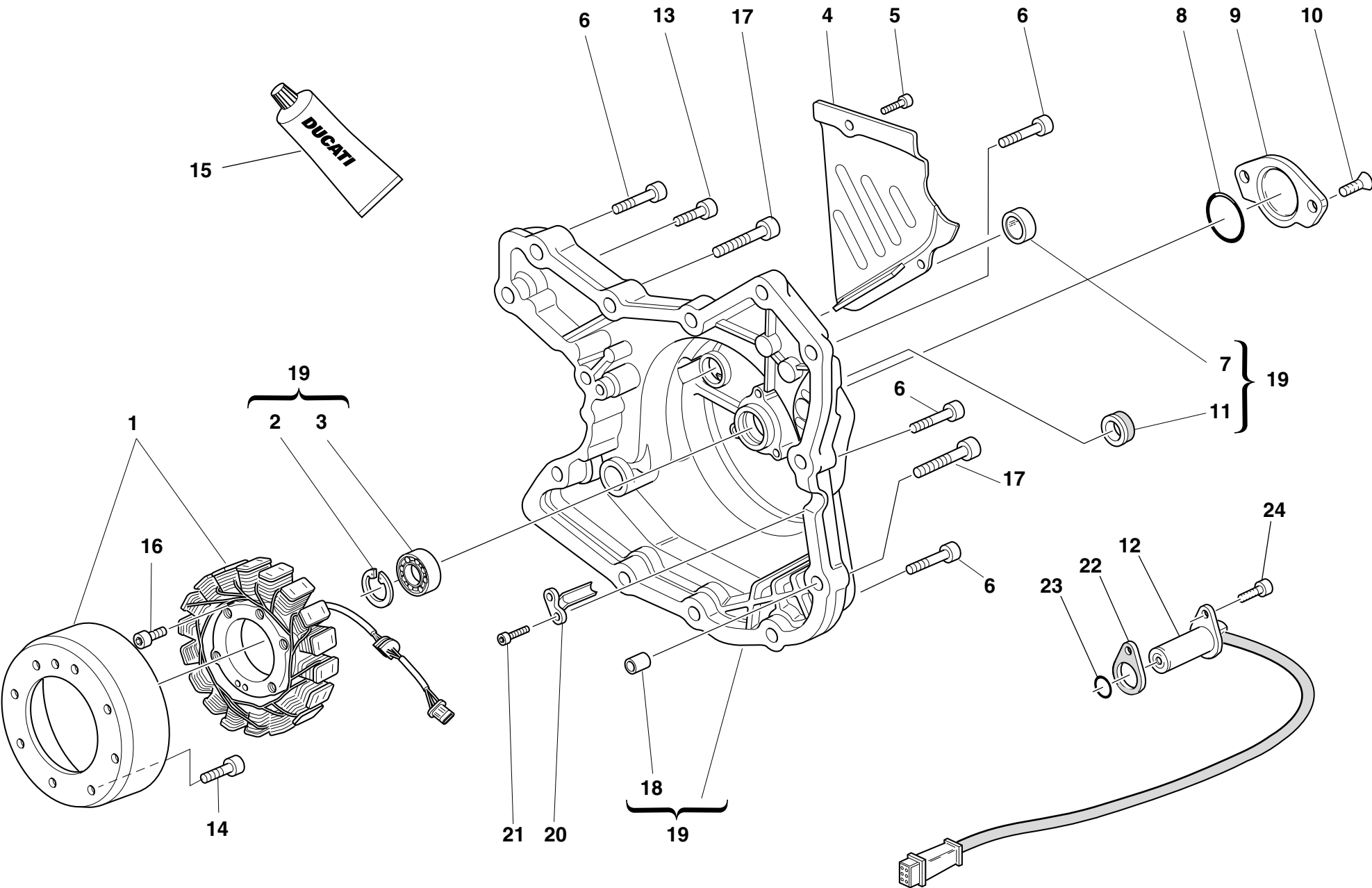
915.1.061.1E

05 - 01

DRAWING

**011**

**ALTERNATOR COVER**



DRAWING

011

ALTERNATOR COVER

| NOTES | NO. | CODE NO.      | DESCRIPTION             | VALIDITY | Q.TY |  |
|-------|-----|---------------|-------------------------|----------|------|---|
|       | 1   | 264.4.014.3B  | Generator               |          | 1    |   |
|       | 2   | 73503.3380    | Circlip                 |          | 1    |   |
|       | 3   | 702.5.008.1A  | Bearing                 |          | 1    |   |
|       | 4   | 247.1.083.1AE | Chain cover             |          | 1    |   |
|       | 5   | 771.5.064.2B  | Screw                   |          | 2    |   |
|       | 6   | 60N102510     | Screw                   |          | 9    |   |
|       | 7   | 254.1.001.1A  | Ignition inspection cap |          | 1    |   |
|       | 8   | 886.4.035.1A  | O-ring                  |          | 1    |   |
|       | 9   | 247.1.002.1BC | Cover                   |          | 1    |   |
|       | 10  | 777.5.049.2C  | Screw                   |          | 2    |   |
|       | 11  | 93783.1524    | Seal ring               |          | 1    |   |
|       | 12  | 552.4.020.1A  | Sensor                  |          | 1    |   |
|       | 13  | 60N102509     | Screw                   |          | 1    |   |
|       | 14  | 771.4.006.1A  | Screw                   |          | 8    |   |
|       | 15  | 94247.0014    | Fluid sealant           |          | 1    |   |
|       | 16  | 771.5.073.2B  | Screw                   |          | 3    |   |
|       | 17  | 60N102511     | Screw                   |          | 2    |   |
|       | 18  | 0400.49.240   | Locating bush           |          | 2    |   |
|       | 19  | 242.2.045.1A  | Generator cover         |          | 1    |   |
|       | 20  | 830.1.144.1A  | Bracket                 |          | 1    |   |
|       | 21  | 771.5.040.2B  | Screw                   |          | 2    |   |
|       | 22  | 788.1.066.1AA | Gasket th.0,6           |          | 2    |   |
|       | 22  | 788.1.066.1AB | Gasket th.0,8           |          | 1    |   |
|       | 22  | 788.1.066.1AC | Gasket th.1,0           |          | 1    |   |
|       | 23  | 886.4.003.1A  | O-ring                  |          | 1    |   |
|       | 24  | 60N107335     | Screw                   |          | 1    |   |

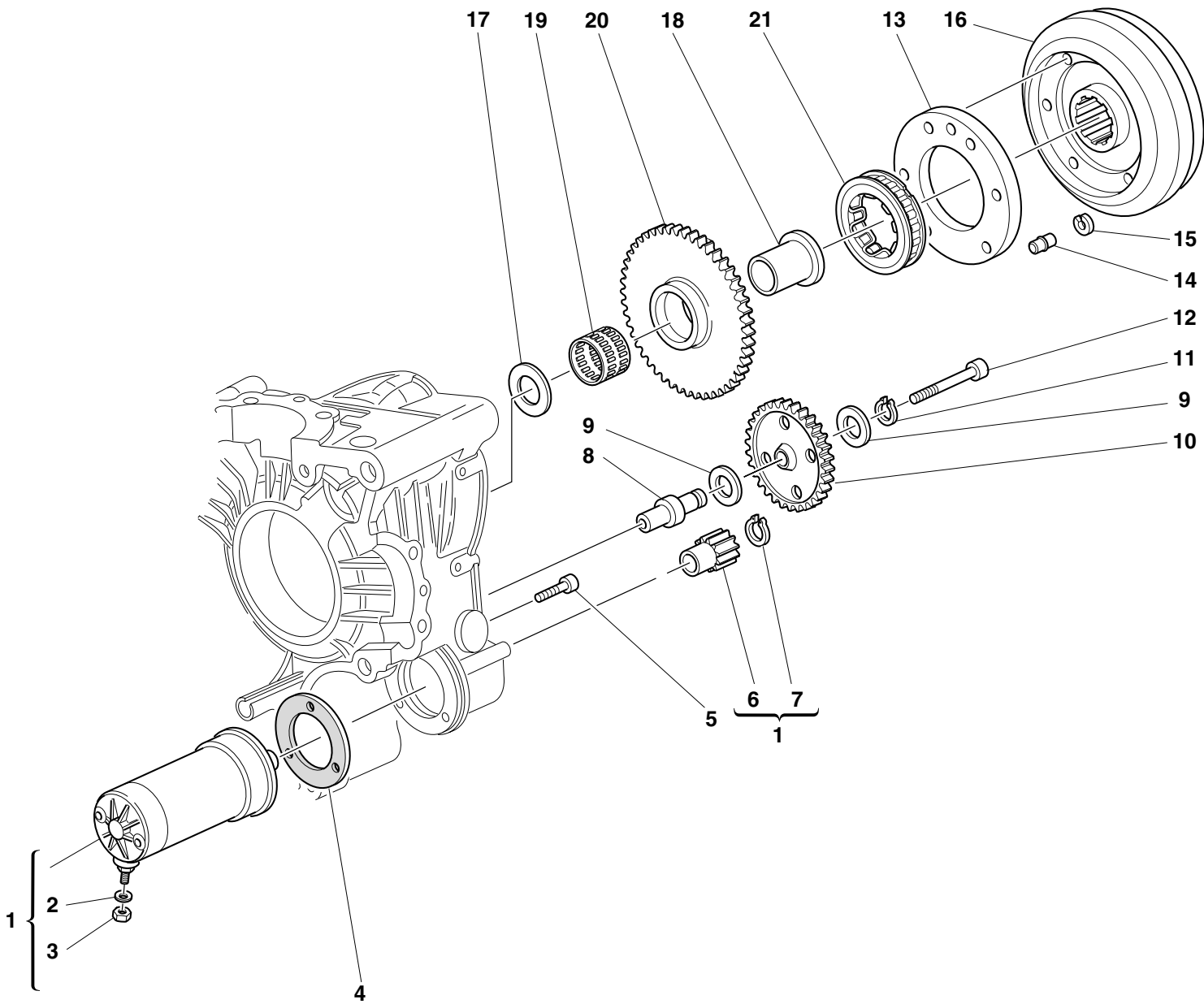
| NOTES | NO. | CODE NO. | DESCRIPTION | VALIDITY | Q.TY |  |
|-------|-----|----------|-------------|----------|------|---|
|-------|-----|----------|-------------|----------|------|---|



DRAWING

**012**


**ELECTRIC STARTER AND IGNITION**



DRAWING

012

ELECTRIC STARTER AND IGNITION

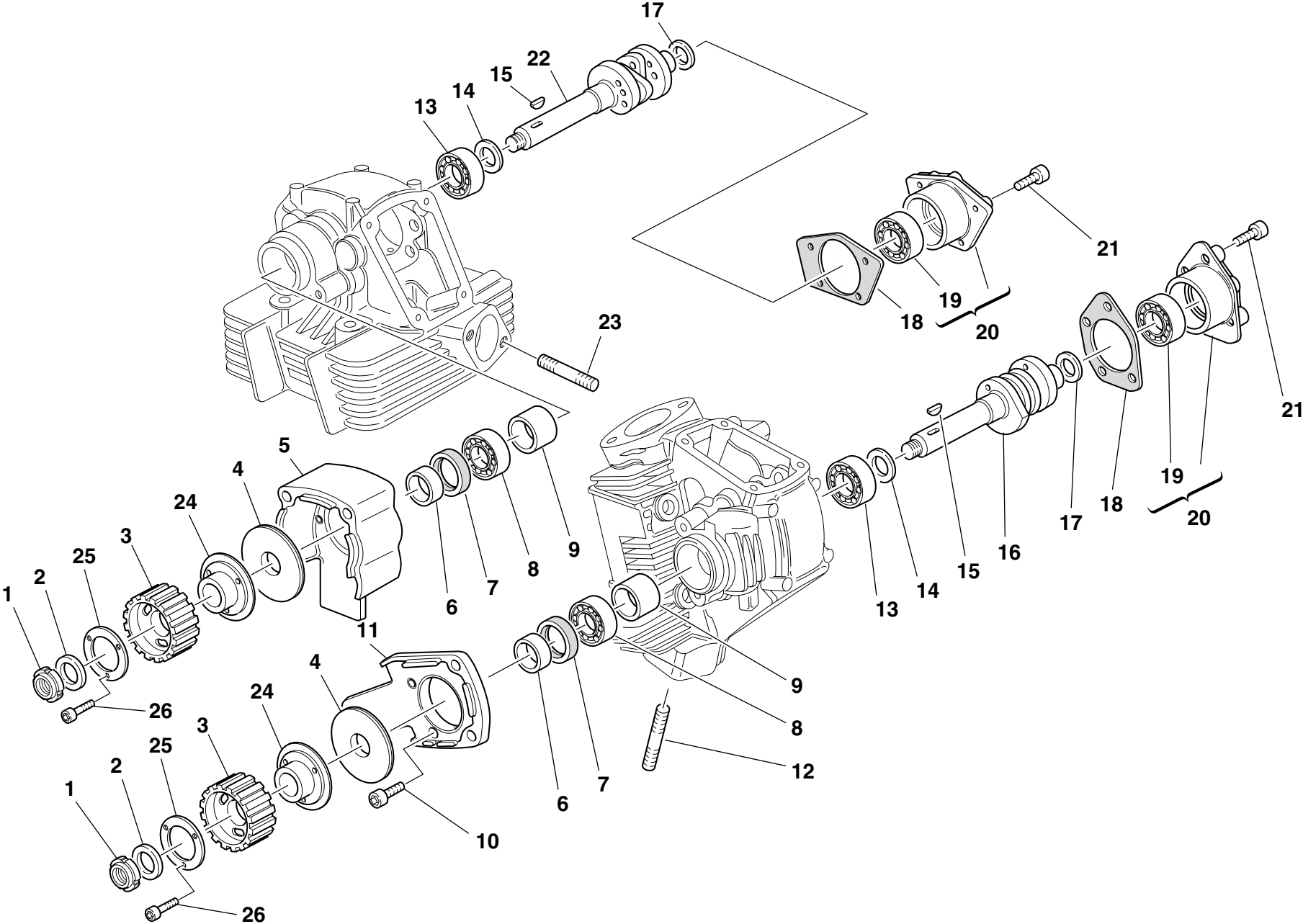
| NOTES | NO. | CODE NO.     | DESCRIPTION                           | VALIDITY | Q.TY |  |
|-------|-----|--------------|---------------------------------------|----------|------|---|
|       | 1   | 270.4.001.1A | Complete starter motor (8-9 included) |          | 1    |   |
|       | 2   | 734006N01    | Spring washer                         |          | 1    |   |
|       | 3   | 417.9.050.6A | Nut                                   |          | 1    |   |
|       | 4   | 788.1.054.1A | Starter motor gasket                  |          | 1    |   |
|       | 5   | 60N102510    | Screw                                 |          | 3    |   |
|       | 6   | 176.1.001.1A | Starter motor sprocket                |          | 1    |   |
|       | 7   | 73500.1237   | Circlip                               |          | 1    |   |
|       | 8   | 0660.50.020  | Intermediate gear pin                 |          | 1    |   |
|       | 9   | 856.1.071.1A | Washer                                |          | 2    |   |
|       | 10  | 176.1.009.1A | Intermediate gear assembly            |          | 1    |   |
|       | 11  | 73500.1440   | Circlip                               |          | 1    |   |
|       | 12  | 771.5.078.2B | Screw                                 |          | 1    |   |
|       | 13  | 160.1.057.1A | Flange                                |          | 1    |   |
|       | 14  | 863.1.002.1A | Locating pin                          |          | 1    |   |
|       | 15  | 0647.29.040  | Check ring                            |          | 1    |   |
|       | 16  | 276.1.028.1B | Ignition flywheel                     |          | 1    |   |
|       | 17  | 0619.50.065  | Washer                                |          | 1    |   |
|       | 18  | 881.1.010.1C | Inner ring                            |          | 1    |   |
|       | 19  | 701.4.003.1A | Needle bearing                        |          | 1    |   |
|       | 20  | 173.1.012.3A | Electric starter driven gear          |          | 1    |   |
|       | 21  | 701.4.007.1A | Starter clutch                        |          | 1    |   |

| NOTES | NO. | CODE NO. | DESCRIPTION | VALIDITY | Q.TY |  |
|-------|-----|----------|-------------|----------|------|---|
|-------|-----|----------|-------------|----------|------|---|

DRAWING

**013**

HEAD: TIMING



DRAWING

013

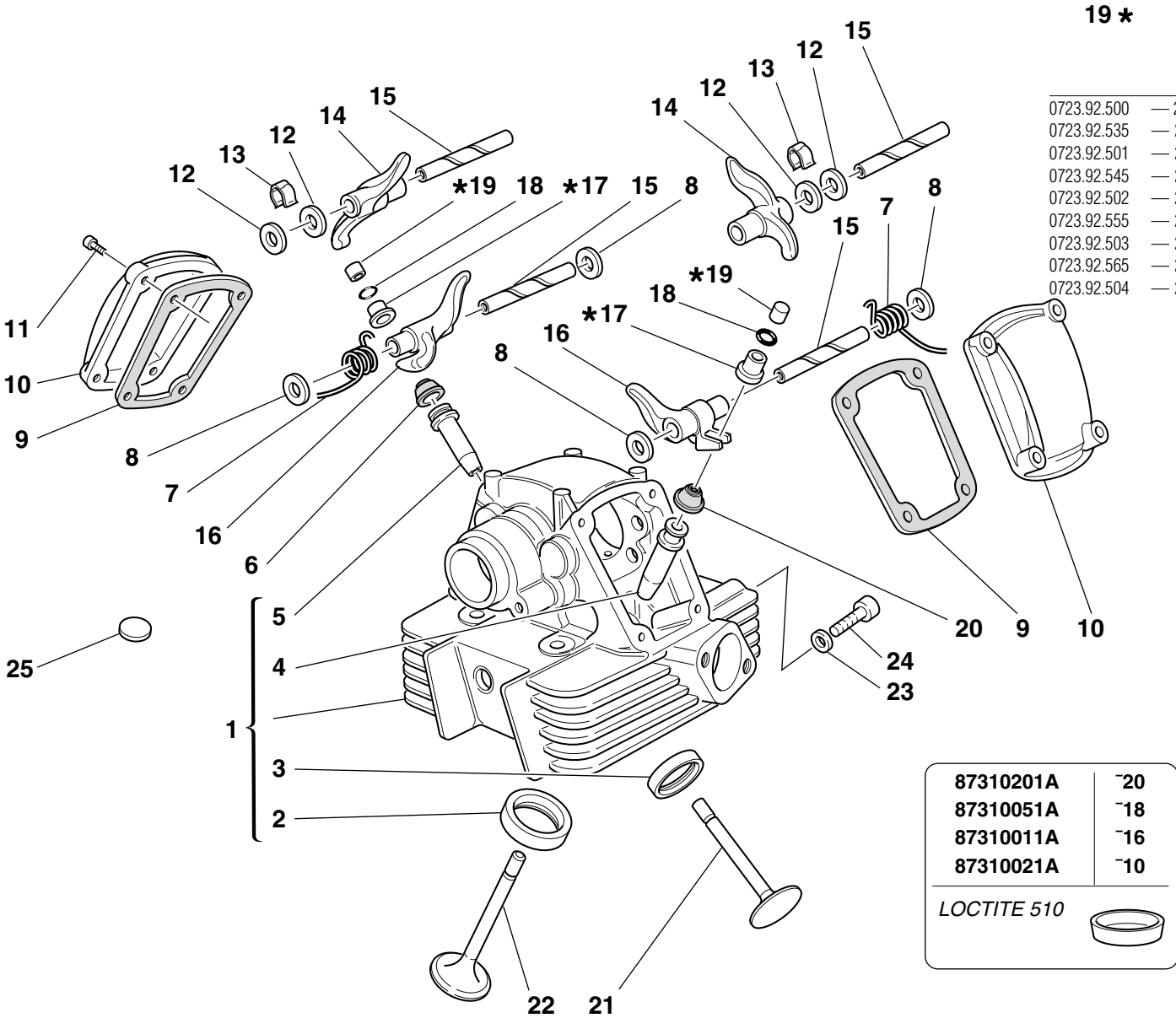
HEAD: TIMING

| NOTES | NO. | CODE NO.      | DESCRIPTION                         | VALIDITY | Q.TY |  |
|-------|-----|---------------|-------------------------------------|----------|------|---|
|       | 1   | 72944.1542    | Elastic-stop ring nut               |          | 2    |   |
|       | 2   | 0797.69.040   | Washer                              |          | 2    |   |
|       | 3   | 255.1.014.1A  | Timing belt roller                  |          | 2    |   |
|       | 4   | 856.1.002.1A  | Belt roller separating washer sp. 2 |          | 2    |   |
|       | 5   | 235.1.027.1A  | Vertical rubber cap                 |          | 1    |   |
|       | 6   | 713.1.006.1A  | Belt roller spacer                  |          | 2    |   |
|       | 7   | 0204.70.105   | Seal ring                           |          | 2    |   |
|       | 8   | 75110.1747    | Bearing                             |          | 2    |   |
|       | 9   | 0660.29.030   | Spacer                              |          | 2    |   |
|       | 10  | 60N107335     | Screw                               |          | 4    |   |
|       | 11  | 235.1.026.1A  | Horizontal rubber cap               |          | 1    |   |
|       | 12  | 0370.92.050   | Stud bolt                           |          | 4    |   |
|       | 13  | 75110.2054    | Bearing                             |          | 2    |   |
|       | 14  | 0400.16.190   | Washer                              |          | 2    |   |
|       | 15  | 74172.1008    | Woodruff key                        |          | 2    |   |
|       | 16  | 148.1.066.1A  | Horizontal head camshaft            |          | 1    |   |
|       | 17  | 0400.29.125   | Shim th. 0.2                        |          | 2    |   |
|       | 17  | 0400.29.126   | Shim th. 0.5                        |          | 4    |   |
|       | 18  | 0660.92.310   | Cap gasket                          |          | 2    |   |
|       | 19  | 75173.1542    | Bearing                             |          | 2    |   |
|       | 20  | 235.2.015.1BA | Cap with bearing                    |          | 2    |   |
|       | 21  | 60N102509     | Screw                               |          | 8    |   |
|       | 22  | 148.1.067.1A  | Vertical head camshaft              |          | 1    |   |
|       | 23  | 417.5.033.7A  | Stud bolt                           |          | 4    |   |
|       | 24  | 160.1.076.1A  | Flange                              |          | 2    |   |
|       | 25  | 852.1.124.1A  | Special washer                      |          | 2    |   |
|       | 26  | 771.5.040.2B  | Screw                               |          | 6    |   |

| NOTES | NO. | CODE NO. | DESCRIPTION | VALIDITY | Q.TY |  |
|-------|-----|----------|-------------|----------|------|---|
|-------|-----|----------|-------------|----------|------|---|

DRAWING
014
VERTICAL HEAD

| 17 ★        | Scodellino ritorno<br>Return cap<br>Coupelle retour<br>Einstellhülse |             |        |
|-------------|--|-------------|--------|
| 0727.92.050 | — 5  | 0727.92.171 | — 7,15 |
| 0727.92.150 | — 5,05   | 0727.92.072 | — 7,2  |
| 0727.92.051 | — 5,10   | 0727.92.172 | — 7,25 |
| 0727.92.151 | — 5,15   | 0727.92.073 | — 7,30 |
| 0727.92.052 | — 5,2  | 0727.92.173 | — 7,35 |
| 0727.92.152 | — 5,25   | 0727.92.074 | — 7,4  |
| 0727.92.053 | — 5,30   | 0727.92.174 | — 7,45 |
| 0727.92.153 | — 5,35   | 0727.92.075 | — 7,50 |
| 0727.92.054 | — 5,4  | 0727.92.175 | — 7,55 |
| 0727.92.154 | — 5,45   | 0727.92.076 | — 7,6  |
| 0727.92.055 | — 5,50   | 0727.92.176 | — 7,65 |
| 0727.92.155 | — 5,55   | 0727.92.077 | — 7,70 |
| 0727.92.056 | — 5,6  | 0727.92.177 | — 7,75 |
| 0727.92.156 | — 5,65   | 0727.92.078 | — 7,8  |
| 0727.92.057 | — 5,70   | 0727.92.178 | — 7,85 |
| 0727.92.157 | — 5,75   | 0727.92.079 | — 7,90 |
| 0727.92.058 | — 5,8  | 0727.92.179 | — 7,95 |
| 0727.92.158 | — 5,85   | 0727.92.080 | — 8    |
| 0727.92.059 | — 5,90   | 0727.92.180 | — 8,05 |
| 0727.92.159 | — 5,95   | 0727.92.081 | — 8,10 |
| 0727.92.060 | — 6  | 0727.92.181 | — 8,15 |
| 0727.92.160 | — 6,05   | 0727.92.082 | — 8,2  |
| 0727.92.061 | — 6,10   | 0727.92.182 | — 8,25 |
| 0727.92.161 | — 6,15   | 0727.92.083 | — 8,3  |
| 0727.92.062 | — 6,2  | 0727.92.183 | — 8,35 |
| 0727.92.162 | — 6,25   | 0727.92.084 | — 8,4  |
| 0727.92.063 | — 6,30   | 0727.92.184 | — 8,45 |
| 0727.92.163 | — 6,35   | 0727.92.085 | — 8,5  |
| 0727.92.064 | — 6,4  | 0727.92.185 | — 8,55 |
| 0727.92.164 | — 6,45   | 0727.92.086 | — 8,6  |
| 0727.92.065 | — 6,50   | 0727.92.186 | — 8,65 |
| 0727.92.165 | — 6,55   | 0727.92.087 | — 8,7  |
| 0727.92.066 | — 6,6  | 0727.92.187 | — 8,75 |
| 0727.92.166 | — 6,65   | 0727.92.088 | — 8,8  |
| 0727.92.067 | — 6,70   | 0727.92.188 | — 8,85 |
| 0727.92.167 | — 6,75   | 0727.92.089 | — 8,9  |
| 0727.92.068 | — 6,8  | 0727.92.189 | — 8,95 |
| 0727.92.168 | — 6,85   | 0727.92.090 | — 9    |
| 0727.92.069 | — 6,90   | 0727.92.092 | — 9,2  |
| 0727.92.169 | — 6,95   | 0727.92.094 | — 9,4  |
| 0727.92.070 | — 7  | 0727.92.096 | — 9,6  |
| 0727.92.170 | — 7,05   |             |        |
| 0727.92.071 | — 7,10   |             |        |



|           |     |
|-----------|-----|
| 87310201A | ~20 |
| 87310051A | ~18 |
| 87310011A | ~16 |
| 87310021A | ~10 |


LOCTITE 510

| 19 ★        | Registro bilanciare<br>Adjustment<br>Réglage<br>Ventilkäppchen |             |        |
|-------------|--|-------------|--------|
| 0723.92.500 | — 2  | 0723.92.575 | — 2,45 |
| 0723.92.535 | — 2,05   | 0723.92.505 | — 2,5  |
| 0723.92.501 | — 2,1  | 0723.92.585 | — 2,55 |
| 0723.92.545 | — 2,15   | 0723.92.506 | — 2,6  |
| 0723.92.502 | — 2,2  | 0723.92.595 | — 2,65 |
| 0723.92.555 | — 2,25   | 0723.92.507 | — 2,7  |
| 0723.92.503 | — 2,3  | 0723.92.605 | — 2,75 |
| 0723.92.565 | — 2,35   | 0723.92.508 | — 2,8  |
| 0723.92.504 | — 2,4  | 0723.92.615 | — 2,85 |
|             |  | 0723.92.509 | — 2,9  |
|             |  | 0723.92.625 | — 2,95 |
|             |  | 0723.92.510 | — 3    |
|             |  | 0723.92.635 | — 3,05 |
|             |  | 0723.92.511 | — 3,1  |
|             |  | 0723.92.645 | — 3,15 |
|             |  | 0723.92.512 | — 3,2  |
|             |  | 0723.92.655 | — 3,25 |
|             |  | 0723.92.513 | — 3,3  |
|             |  | 0723.92.675 | — 3,35 |
|             |  | 0723.92.514 | — 3,4  |
|             |  | 0723.92.685 | — 3,45 |
|             |  | 0723.92.515 | — 3,5  |
|             |  | 0723.92.695 | — 3,55 |
|             |  | 0723.92.516 | — 3,6  |
|             |  | 0723.92.705 | — 3,65 |
|             |  | 0723.92.517 | — 3,7  |
|             |  | 0723.92.715 | — 3,75 |
|             |  | 0723.92.518 | — 3,8  |
|             |  | 0723.92.725 | — 3,85 |
|             |  | 0723.92.519 | — 3,9  |
|             |  | 0723.92.735 | — 3,95 |
|             |  | 0723.92.520 | — 4    |
|             |  | 0723.92.745 | — 4,05 |
|             |  | 0723.92.521 | — 4,1  |
|             |  | 0723.92.522 | — 4,2  |
|             |  | 0723.92.523 | — 4,3  |
|             |  | 0723.92.524 | — 4,4  |
|             |  | 0723.92.525 | — 4,5  |
|             |  | 0723.92.526 | — 4,6  |
|             |  | 0723.92.527 | — 4,7  |
|             |  | 0723.92.528 | — 4,8  |
|             |  | 0723.92.529 | — 4,9  |
|             |  | 0723.92.530 | — 5    |


DRAWING

014

VERTICAL HEAD

| NOTES | NO. | CODE NO.      | DESCRIPTION                      | VALIDITY | Q.TY |  |
|-------|-----|---------------|----------------------------------|----------|------|---|
|       | 1   | 301.2.018.1BA | Vertical head (2,3,6,7 included) |          | 1    |   |
|       | 2   | 304.1.005.2A  | Intake valve seat                |          | 1    |   |
|       | 2   | 304.1.005.2AB | Oversize intake valve seat 0.03  |          | 1    |   |
|       | 2   | 304.1.005.2AC | Oversize intake valve seat 0.06  |          | 1    |   |
|       | 3   | 304.1.006.2A  | Exhaust valve seat               |          | 1    |   |
|       | 3   | 304.1.006.2AB | Oversize exhaust valve seat 0.03 |          | 1    |   |
|       | 3   | 304.1.006.2AC | Oversize exhaust valve seat 0.06 |          | 1    |   |
|       | 4   | 303.1.003.1A  | Intake valve cast iron guide     |          | 1    |   |
|       | 4   | 303.1.003.1AB | Oversize valve guide 0.03        |          | 1    |   |
|       | 4   | 303.1.003.1AC | Oversize valve guide 0.06        |          | 1    |   |
|       | 4   | 303.1.003.1AD | Oversize valve guide 0.09        |          | 1    |   |
|       | 5   | 303.2.004.1C  | Exhaust valve bronze guide       |          | 1    |   |
|       | 5   | 303.2.004.1CB | Oversize valve guide 0.03        |          | 1    |   |
|       | 5   | 303.2.004.1CC | Oversize valve guide 0.06        |          | 1    |   |
|       | 5   | 303.2.004.1CD | Oversize valve guide 0.09        |          | 1    |   |
|       | 6   | 764.1.013.1A  | Valve seal                       |          | 1    |   |
|       | 7   | 799.1.061.1A  | Closing rocker spring            |          | 2    |   |
|       | 8   | 0619.92.180   | Shim th. 0.3                     |          | 6    |   |
|       | 8   | 0670.92.190   | Shim th. 2                       |          | 4    |   |
|       | 8   | 0765.92.185   | Shim th. 1                       |          | 2    |   |
|       | 8   | 0765.92.190   | Shim th. 0.5                     |          | 4    |   |
|       | 8   | 0765.92.195   | Shim th. 0.1                     |          | 2    |   |
|       | 8   | 0765.92.205   | Shim th. 0.2                     |          | 8    |   |
|       | 9   | 788.1.032.2A  | Valve cover gasket               |          | 2    |   |
|       | 10  | 240.1.010.1AB | Valve cover                      |          | 2    |   |
|       | 11  | 60N102509     | Screw                            |          | 8    |   |
|       | 12  | 0647.70.010   | Shim                             |          | 4    |   |

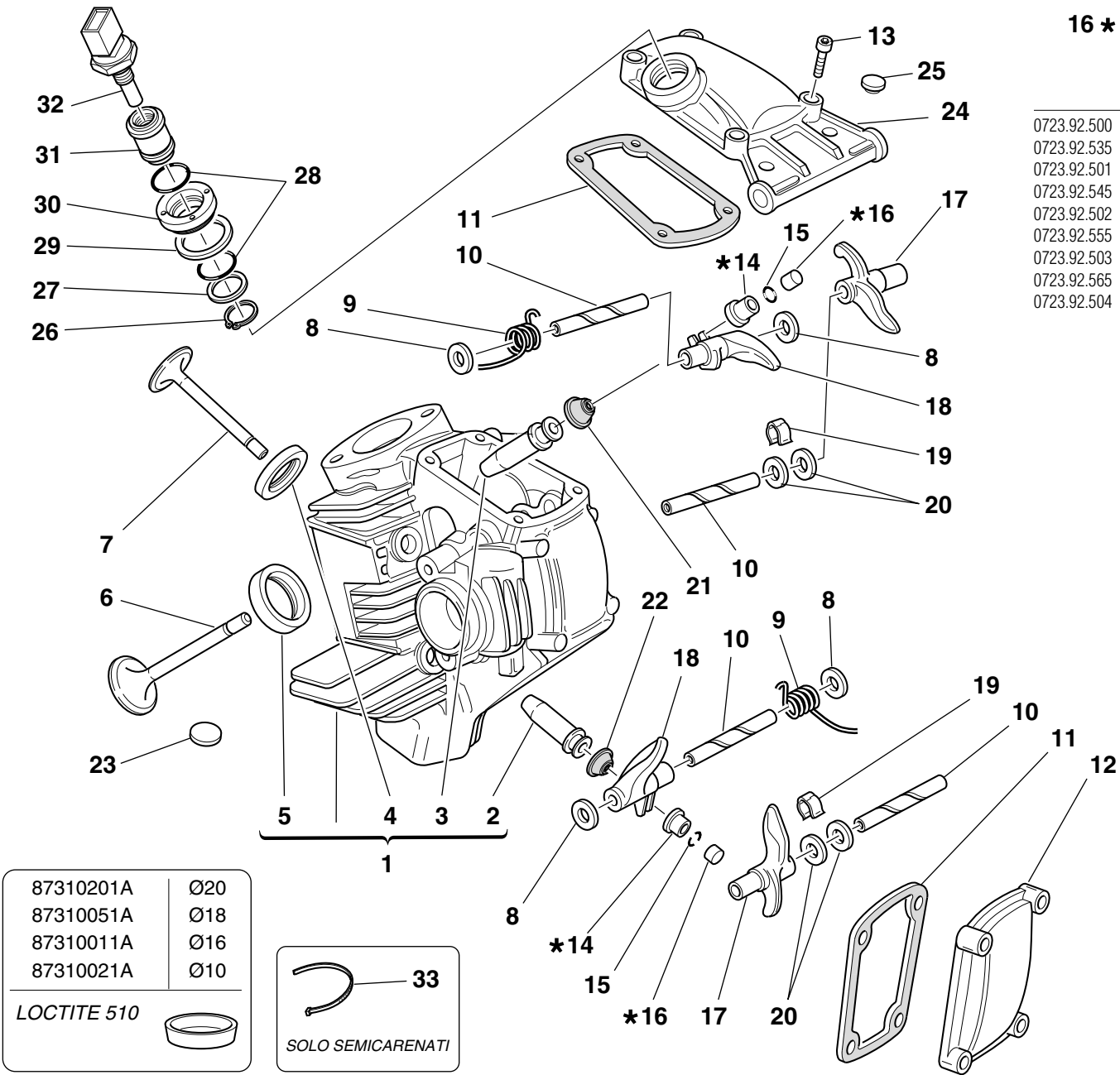
CATALOGUE No: 915.1.061.1E  
ISSUED: 05 - 01

| NOTES | NO. | CODE NO.     | DESCRIPTION                | VALIDITY | Q.TY |  |
|-------|-----|--------------|----------------------------|----------|------|---|
|       | 13  | 0375.92.210  | Spring                     |          | 2    |   |
|       | 14  | 208.1.012.4A | Opening rocker             |          | 2    |   |
|       | 15  | 0660.92.240  | Rocker shaft               |          | 4    |   |
|       | 15  | 0660.92.245  | Oversize rocker shaft 0.02 |          | 4    |   |
|       | 16  | 209.1.012.4A | Closing rocker             |          | 2    |   |
|       | 17  | 0727.92.239  | See table                  |          | 2    |   |
|       | 18  | 669.1.003.1A | Split rings                |          | 4    |   |
|       | 19  | 0723.92.239  | See table                  |          | 2    |   |
|       | 20  | 764.1.009.1A | Valve seal                 |          | 1    |   |
|       | 21  | 211.1.003.4A | Exhaust valve              |          | 1    |   |
|       | 22  | 210.1.003.5A | Intake valve               |          | 1    |   |
|       | 23  | 420.2.000.7A | Copper gasket              |          | 1    |   |
|       | 24  | 779.1.133.1A | Screw                      |          | 1    |   |
|       | 25  | 700.1.027.1A | Vibration damper pad       |          | 22   |   |

CATALOGUE No: 915.1.061.1E  
ISSUED: 05 - 01

DRAWING 015 HORIZONTAL HEAD

| 14 ★ Scodellino ritorno<br>Return cap<br>Coupelle retour<br>Einstellhülse |      |             |      |
|---|------|-------------|------|
| 0727.92.050   |      | 0727.92.171 | 7,15 |
| 0727.92.150   | 5,05 | 0727.92.072 | 7,2  |
| 0727.92.051   | 5,10 | 0727.92.172 | 7,25 |
| 0727.92.151   | 5,15 | 0727.92.073 | 7,30 |
| 0727.92.052   | 5,2  | 0727.92.173 | 7,35 |
| 0727.92.152   | 5,25 | 0727.92.074 | 7,4  |
| 0727.92.053   | 5,30 | 0727.92.174 | 7,45 |
| 0727.92.153   | 5,35 | 0727.92.075 | 7,50 |
| 0727.92.054   | 5,4  | 0727.92.175 | 7,55 |
| 0727.92.154   | 5,45 | 0727.92.076 | 7,6  |
| 0727.92.055   | 5,50 | 0727.92.176 | 7,65 |
| 0727.92.155   | 5,55 | 0727.92.077 | 7,70 |
| 0727.92.056   | 5,6  | 0727.92.177 | 7,75 |
| 0727.92.156   | 5,65 | 0727.92.078 | 7,8  |
| 0727.92.057   | 5,70 | 0727.92.178 | 7,85 |
| 0727.92.157   | 5,75 | 0727.92.079 | 7,90 |
| 0727.92.058   | 5,8  | 0727.92.179 | 7,95 |
| 0727.92.158   | 5,85 | 0727.92.080 |      |
| 0727.92.059   | 5,90 | 0727.92.180 | 8,05 |
| 0727.92.159   | 5,95 | 0727.92.081 | 8,10 |
| 0727.92.060   |      | 0727.92.181 | 8,15 |
| 0727.92.160   | 6,05 | 0727.92.082 | 8,2  |
| 0727.92.061   | 6,10 | 0727.92.182 | 8,25 |
| 0727.92.161   | 6,15 | 0727.92.083 | 8,3  |
| 0727.92.062   | 6,2  | 0727.92.183 | 8,35 |
| 0727.92.162   | 6,25 | 0727.92.084 | 8,4  |
| 0727.92.063   | 6,30 | 0727.92.184 | 8,45 |
| 0727.92.163   | 6,35 | 0727.92.085 | 8,5  |
| 0727.92.064   | 6,4  | 0727.92.185 | 8,55 |
| 0727.92.164   | 6,45 | 0727.92.086 | 8,6  |
| 0727.92.065   | 6,50 | 0727.92.186 | 8,65 |
| 0727.92.165   | 6,55 | 0727.92.087 | 8,7  |
| 0727.92.066   | 6,6  | 0727.92.187 | 8,75 |
| 0727.92.166   | 6,65 | 0727.92.088 | 8,8  |
| 0727.92.067   | 6,70 | 0727.92.188 | 8,85 |
| 0727.92.167   | 6,75 | 0727.92.089 | 8,9  |
| 0727.92.068   | 6,8  | 0727.92.189 | 8,95 |
| 0727.92.168   | 6,85 | 0727.92.090 |      |
| 0727.92.069   | 6,90 | 0727.92.092 | 9,2  |
| 0727.92.169   | 6,95 | 0727.92.094 | 9,4  |
| 0727.92.070   |      | 0727.92.096 | 9,6  |
| 0727.92.170   | 7,05 |             |      |
| 0727.92.071   | 7,10 |             |      |




| 16 ★ Registro bilanciere<br>Adjustment<br>Ventilkläppchen |      |                  |
|---|------|------------------|
| 0723.92.500   |      | 0723.92.575 2,45 |
| 0723.92.535   | 2,05 | 0723.92.505 2,5  |
| 0723.92.501   | 2,1  | 0723.92.585 2,55 |
| 0723.92.545   | 2,15 | 0723.92.506 2,6  |
| 0723.92.502   | 2,2  | 0723.92.595 2,65 |
| 0723.92.555   | 2,25 | 0723.92.507 2,7  |
| 0723.92.503   | 2,3  | 0723.92.605 2,75 |
| 0723.92.565   | 2,35 | 0723.92.508 2,8  |
| 0723.92.504   | 2,4  | 0723.92.615 2,85 |
|   |      | 0723.92.509 2,9  |
|   |      | 0723.92.625 2,95 |
|   |      | 0723.92.510      |
|   |      | 0723.92.635 3,05 |
|   |      | 0723.92.511 3,1  |
|   |      | 0723.92.645 3,15 |
|   |      | 0723.92.512 3,2  |
|   |      | 0723.92.655 3,25 |
|   |      | 0723.92.513 3,3  |
|   |      | 0723.92.675 3,35 |
|   |      | 0723.92.514 3,4  |
|   |      | 0723.92.685 3,45 |
|   |      | 0723.92.515 3,5  |
|   |      | 0723.92.695 3,55 |
|   |      | 0723.92.516 3,6  |
|   |      | 0723.92.705 3,65 |
|   |      | 0723.92.517 3,7  |
|   |      | 0723.92.715 3,75 |
|   |      | 0723.92.518 3,8  |
|   |      | 0723.92.725 3,85 |
|   |      | 0723.92.519 3,9  |
|   |      | 0723.92.735 3,95 |
|   |      | 0723.92.520      |
|   |      | 0723.92.745 4,05 |
|   |      | 0723.92.521 4,1  |
|   |      | 0723.92.522 4,2  |
|   |      | 0723.92.523 4,3  |
|   |      | 0723.92.524 4,4  |
|   |      | 0723.92.525 4,5  |
|   |      | 0723.92.526 4,6  |
|   |      | 0723.92.527 4,7  |
|   |      | 0723.92.528 4,8  |
|   |      | 0723.92.529 4,9  |
|   |      | 0723.92.530      |


DRAWING

015

HORIZONTAL HEAD

| NOTES | NO. | CODE NO.      | DESCRIPTION                        | VALIDITY | Q.TY |  |
|-------|-----|---------------|------------------------------------|----------|------|---|
|       | 1   | 301.2.019.3BA | Horizontal head (2,3,6,7 included) |          | 1    |   |
|       | 2   | 303.2.004.1C  | Exhaust valve bronze guide         |          | 1    |   |
|       | 2   | 303.2.004.1CB | Oversize valve guide 0.03          |          | 1    |   |
|       | 2   | 303.2.004.1CC | Oversize valve guide 0.06          |          | 1    |   |
|       | 2   | 303.2.004.1CD | Oversize valve guide 0.09          |          | 1    |   |
|       | 3   | 303.1.003.1A  | Intake valve cast iron guide       |          | 1    |   |
|       | 3   | 303.1.003.1AB | Oversize valve guide 0.03          |          | 1    |   |
|       | 3   | 303.1.003.1AC | Oversize valve guide 0.06          |          | 1    |   |
|       | 3   | 303.1.003.1AD | Oversize valve guide 0.09          |          | 1    |   |
|       | 4   | 304.1.005.2A  | Intake valve seat                  |          | 1    |   |
|       | 4   | 304.1.005.2AB | Oversize intake valve seat 0.03    |          | 1    |   |
|       | 4   | 304.1.005.2AC | Oversize intake valve seat 0.06    |          | 1    |   |
|       | 5   | 304.1.006.2A  | Exhaust valve seat                 |          | 1    |   |
|       | 5   | 304.1.006.2AB | Oversize exhaust valve seat 0.03   |          | 1    |   |
|       | 5   | 304.1.006.2AC | Oversize exhaust valve seat 0.06   |          | 1    |   |
|       | 6   | 211.1.003.4A  | Exhaust valve                      |          | 1    |   |
|       | 7   | 210.1.003.5A  | Intake valve                       |          | 1    |   |
|       | 8   | 0619.92.180   | Shim th. 0.3                       |          | 6    |   |
|       | 8   | 0670.92.190   | Shim th. 2                         |          | 4    |   |
|       | 8   | 0765.92.185   | Shim th. 1                         |          | 2    |   |
|       | 8   | 0765.92.190   | Shim th. 0.5                       |          | 4    |   |
|       | 8   | 0765.92.195   | Shim th. 0.1                       |          | 2    |   |
|       | 8   | 0765.92.205   | Shim th. 0.2                       |          | 8    |   |
|       | 9   | 799.1.061.1A  | Closing rocker spring              |          | 2    |   |
|       | 10  | 0660.92.240   | Rocker shaft                       |          | 4    |   |
|       | 10  | 0660.92.245   | Oversize rocker shaft 0.02         |          | 4    |   |
|       | 11  | 788.1.032.2A  | Valve cover gasket                 |          | 2    |   |

CATALOGUE No: 915.1.061.1E  
ISSUED: 05 - 01

| NOTES | NO. | CODE NO.      | DESCRIPTION          | VALIDITY | Q.TY |  |
|-------|-----|---------------|----------------------|----------|------|---|
|       | 12  | 240.1.010.1AB | Valve cover          |          | 1    |   |
|       | 13  | 60N102509     | Screw                |          | 8    |   |
|       | 14  | 0727.92.239   | See table            |          | 2    |   |
|       | 15  | 669.1.003.1A  | Split rings          |          | 4    |   |
|       | 16  | 0723.92.239   | See table            |          | 2    |   |
|       | 17  | 208.1.012.3A  | Opening rocker       |          | 2    |   |
|       | 18  | 209.1.012.3A  | Closing rocker       |          | 2    |   |
|       | 19  | 0375.92.210   | Spring               |          | 2    |   |
|       | 20  | 0647.70.010   | Shim                 |          | 4    |   |
|       | 21  | 764.1.009.1A  | Valve seal           |          | 1    |   |
|       | 22  | 764.1.013.1A  | Valve seal           |          | 1    |   |
|       | 23  | 700.1.027.1A  | Vibration damper pad |          | 20   |   |
|       | 24  | 240.1.012.1BB | Intake valve cover   |          | 1    |   |
|       | 25  | 300160        | Rubber cap           |          | 2    |   |
|       | 26  | 73500.1747    | Snap ring            |          | 1    |   |
|       | 27  | 713.1.137.1A  | Spacer               |          | 1    |   |
|       | 28  | 886.4.028.1A  | O-Ring               |          | 2    |   |
|       | 29  | 787.1.008.1A  | Aluminium gasket     |          | 1    |   |
|       | 30  | 703.1.019.1A  | Ring nut             |          | 1    |   |
|       | 31  | 829.1.235.1A  | Holder sensor        |          | 1    |   |
|       | 32  | 552.4.013.1A  | Sensor               |          | 1    |   |
|       | 33  | 0691.91.030   | Clamp                |          | 1    |   |

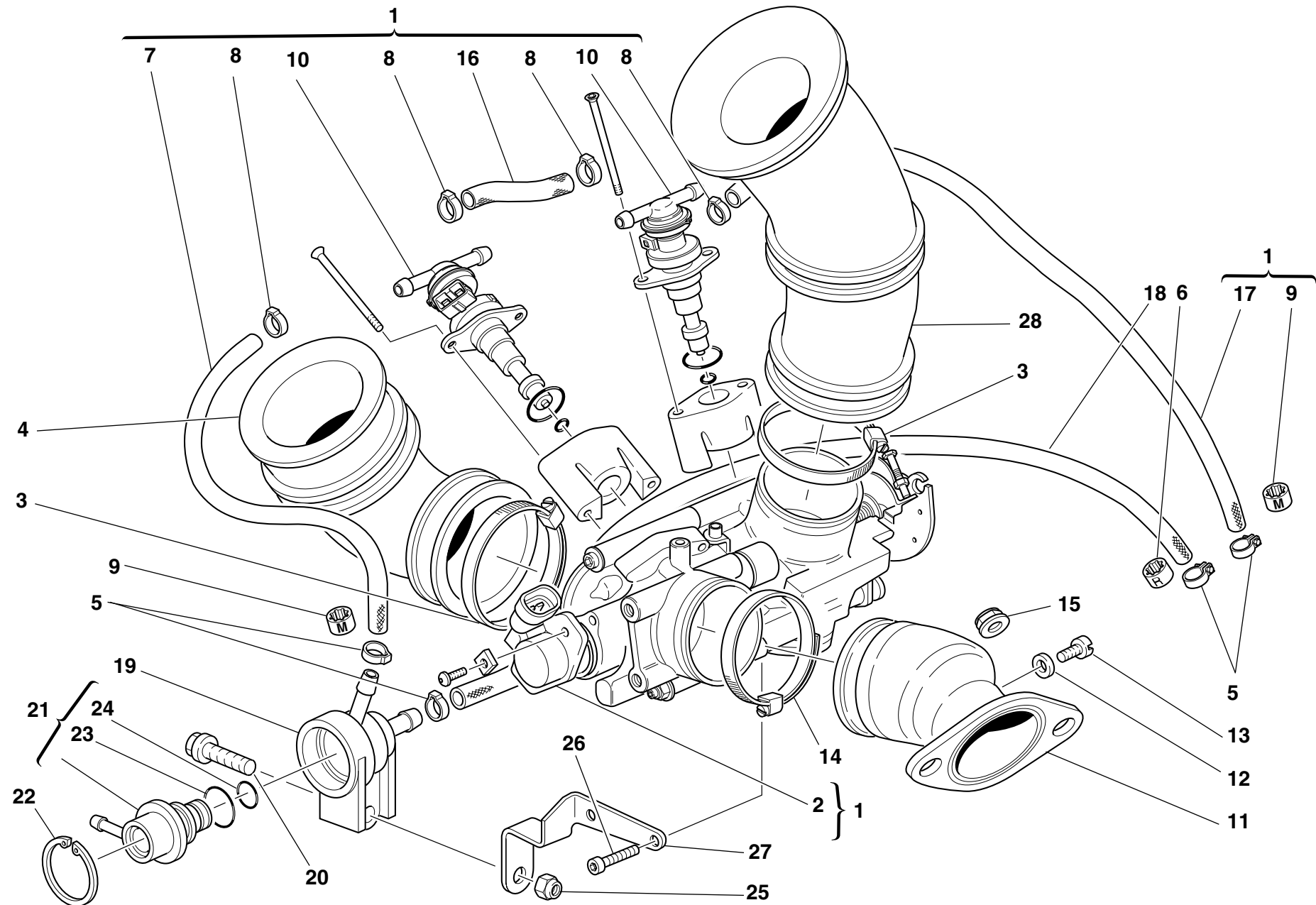
CATALOGUE No: 915.1.061.1E  
ISSUED: 05 - 01



DRAWING

**016**


THROTTLE BODY



DRAWING

016

THROTTLE BODY


| NOTES | NO. | CODE NO.     | DESCRIPTION        | VALIDITY | Q.TY |  |
|-------|-----|--------------|--------------------|----------|------|---|
|       | 1   | 282.4.018.1A | Feed unit assembly |          | 1    |   |
|       | 2   | 284.4.002.1A | Potentiometer      |          | 1    |   |
|       | 3   | 741.4.022.1A | Clamp              |          | 2    |   |
|       | 4   | 801.1.024.2A | Hose               |          | 1    |   |
|       | 5   | 741.4.004.1A | Clamp              |          | 2    |   |
|       | 6   | 741.4.041.1A | Clamp "R"          |          | 1    |   |
|       | 7   | 590.1.104.1A | Tube               |          | 1    |   |
|       | 8   | 287.4.024.1B | Clamp              |          | 6    |   |
|       | 9   | 741.4.040.1A | Clamp "M"          |          | 1    |   |
|       | 10  | 280.4.002.1A | Injector           |          | 2    |   |
|       | 11  | 137.1.003.2B | Intake duct        |          | 2    |   |
|       | 12  | 0250.70.223  | Aluminium gasket   |          | 2    |   |
|       | 13  | 776.5.032.2A | Screw              |          | 2    |   |
|       | 14  | 741.4.042.1A | Clamp              |          | 2    |   |
|       | 15  | 748.4.034.1A | Nut                |          | 4    |   |
|       | 16  | 590.1.096.1A | Tube               |          | 1    |   |
|       | 17  | 590.1.103.1A | Tube               |          | 1    |   |
|       | 18  | 590.1.099.1A | Tube               |          | 1    |   |
|       | 19  | 830.1.091.2A | Holder             |          | 1    |   |
|       | 20  | 8000.62729   | Screw              |          | 1    |   |
|       | 21  | 283.4.003.1A | Pressure regulator |          | 1    |   |
|       | 22  | 73503.3449   | Circlip            |          | 1    |   |
|       | 23  | 886.4.022.1A | O-ring             |          | 1    |   |
|       | 24  | 886.4.021.1A | O-ring             |          | 1    |   |
|       | 25  | 0335.03.465  | El-stop nut        |          | 1    |   |
|       | 26  | 70620.5212   | Screw              |          | 2    |   |
|       | 27  | 827.1.179.1A | Regulator bracket  |          | 1    |   |

CATALOGUE No:

ISSUED:

915.1.061.1E

05 - 01

| NOTES | NO. | CODE NO.     | DESCRIPTION | VALIDITY | Q.TY |  |
|-------|-----|--------------|-------------|----------|------|---|
|       | 28  | 801.1.023.2A | Hose        |          | 1    |   |

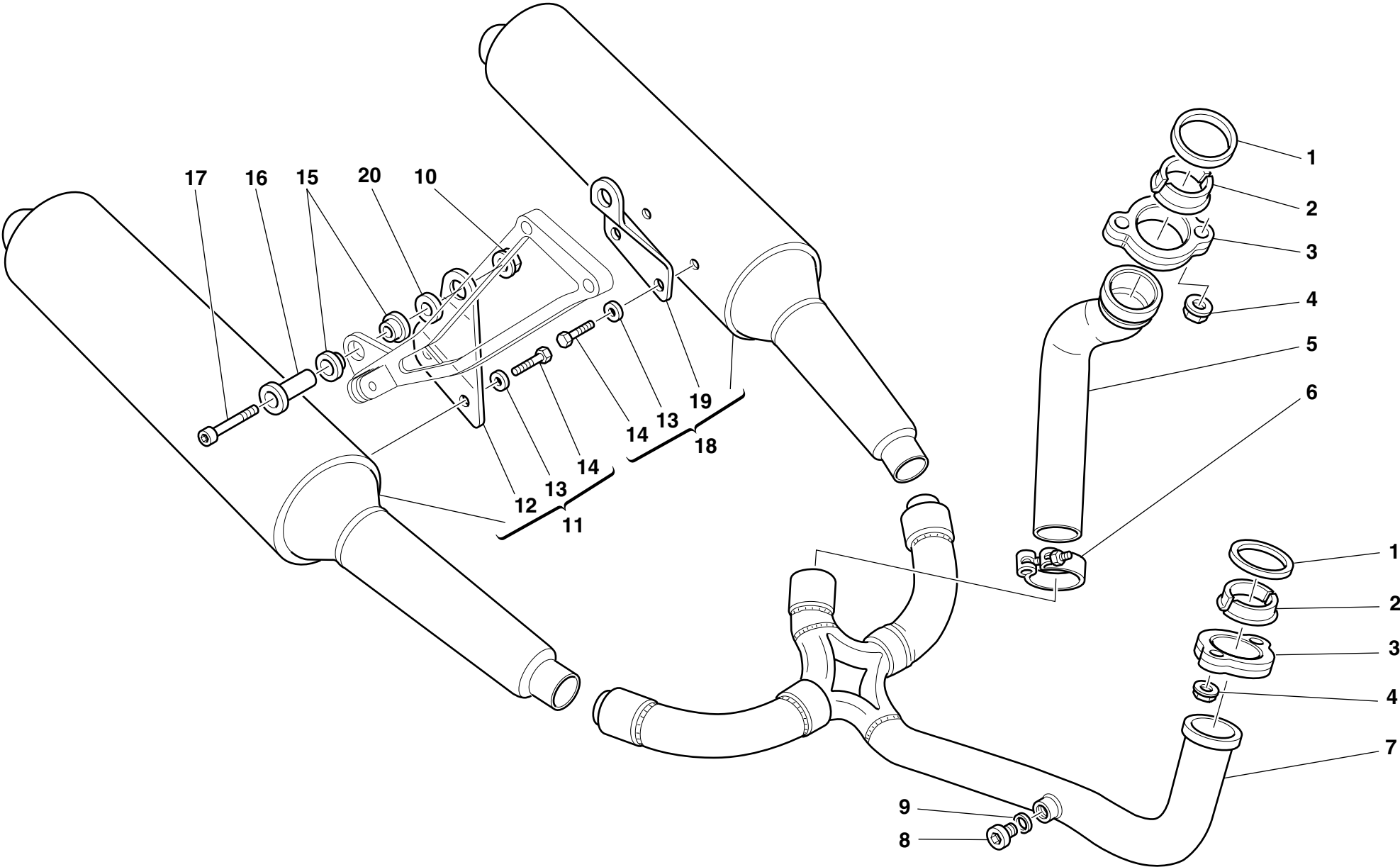
CATALOGUE No:

ISSUED:

915.1.061.1E

05 - 01


DRAWING **017** EXHAUST SYSTEM



DRAWING

017

EXHAUST SYSTEM

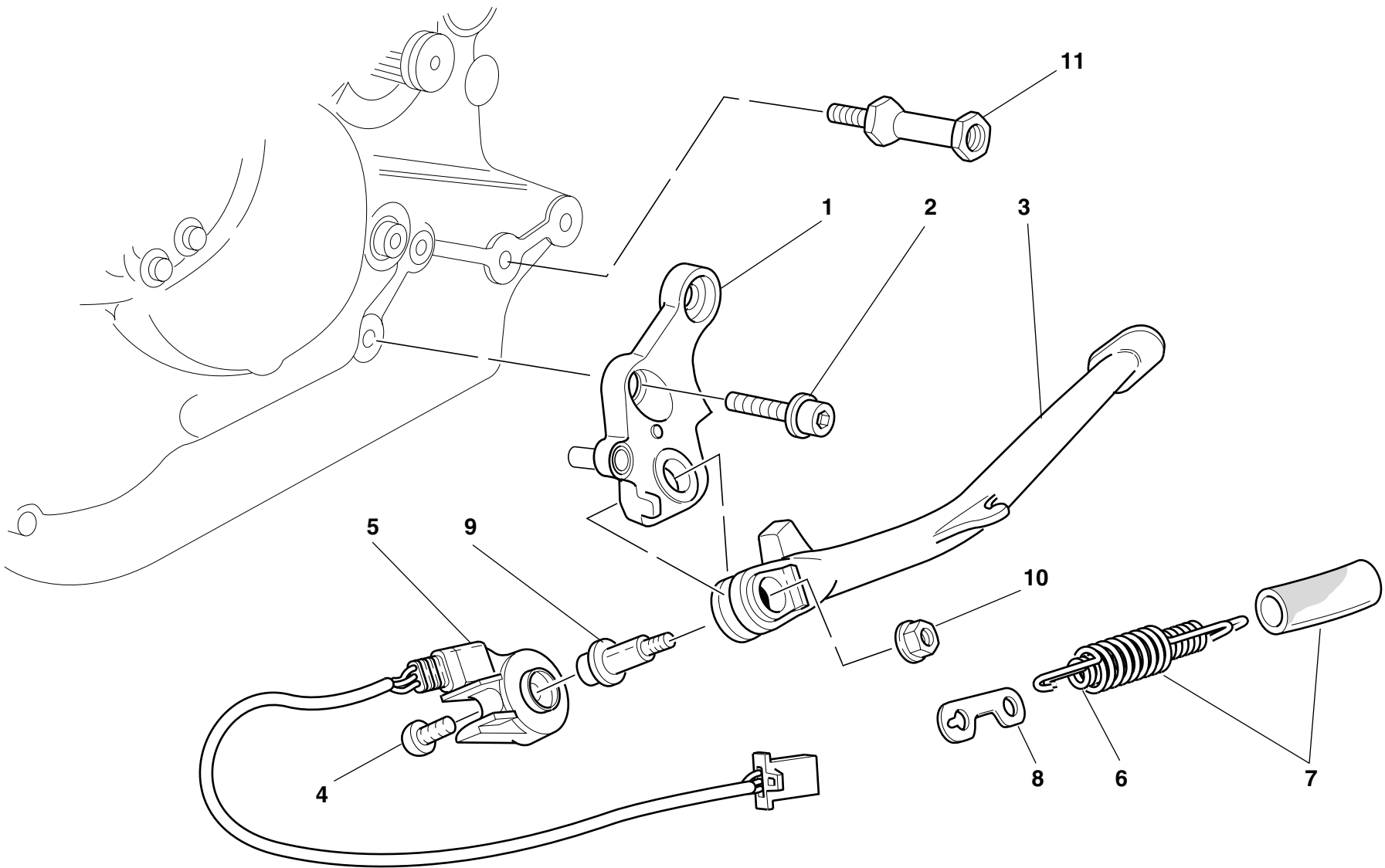
| NOTES | NO. | CODE NO.      | DESCRIPTION                  | VALIDITY | Q.TY |  |
|-------|-----|---------------|------------------------------|----------|------|---|
|       | 1   | 0370.84.005   | Exhaust gasket               |          | 2    |   |
|       | 2   | 0619.84.015   | Half bushes                  |          | 4    |   |
|       | 3   | 575.1.001.1AB | Exhaust ring nut (GREY)      |          | 2    |   |
|       | 4   | 0404.02.390   | Nut                          |          | 4    |   |
|       | 5   | 571.1.038.1A  | Vertical head exhaust pipe   |          | 1    |   |
|       | 6   | 741.1.003.1A  | Clamp                        |          | 1    |   |
|       | 7   | 570.1.038.1A  | Horizontal head exhaust pipe |          | 1    |   |
|       | 8   | 780.1.007.1A  | Cap                          |          | 2    |   |
|       | 9   | 420.2.001.0A  | Gasket th.1                  |          | 2    |   |
|       | 10  | 729908FN1     | Nut                          |          | 2    |   |
|       | 11  | 573.1.047.2A  | R.H. silencer                |          | 1    |   |
|       | 12  | 576.1.031.1A  | R.H. bracket                 |          | 1    |   |
|       | 13  | 73270.8001    | Washer                       |          | 4    |   |
|       | 14  | 70914.2121    | Screw                        |          | 4    |   |
|       | 15  | 764.1.001.1A  | Rubber pad                   |          | 4    |   |
|       | 16  | 684.1.044.1A  | Stud bolt                    |          | 2    |   |
|       | 17  | 779.5.016.1A  | Screw                        |          | 2    |   |
|       | 18  | 574.1.047.2A  | L.H. silencer                |          | 1    |   |
|       | 19  | 576.1.032.1A  | L.H. bracket                 |          | 1    |   |
|       | 20  | 852.1.099.1A  | Washer                       |          | 2    |   |

| NOTES | NO. | CODE NO. | DESCRIPTION | VALIDITY | Q.TY |  |
|-------|-----|----------|-------------|----------|------|---|
|-------|-----|----------|-------------|----------|------|---|

DRAWING

**018**


**STANDS**



DRAWING

018

STANDS

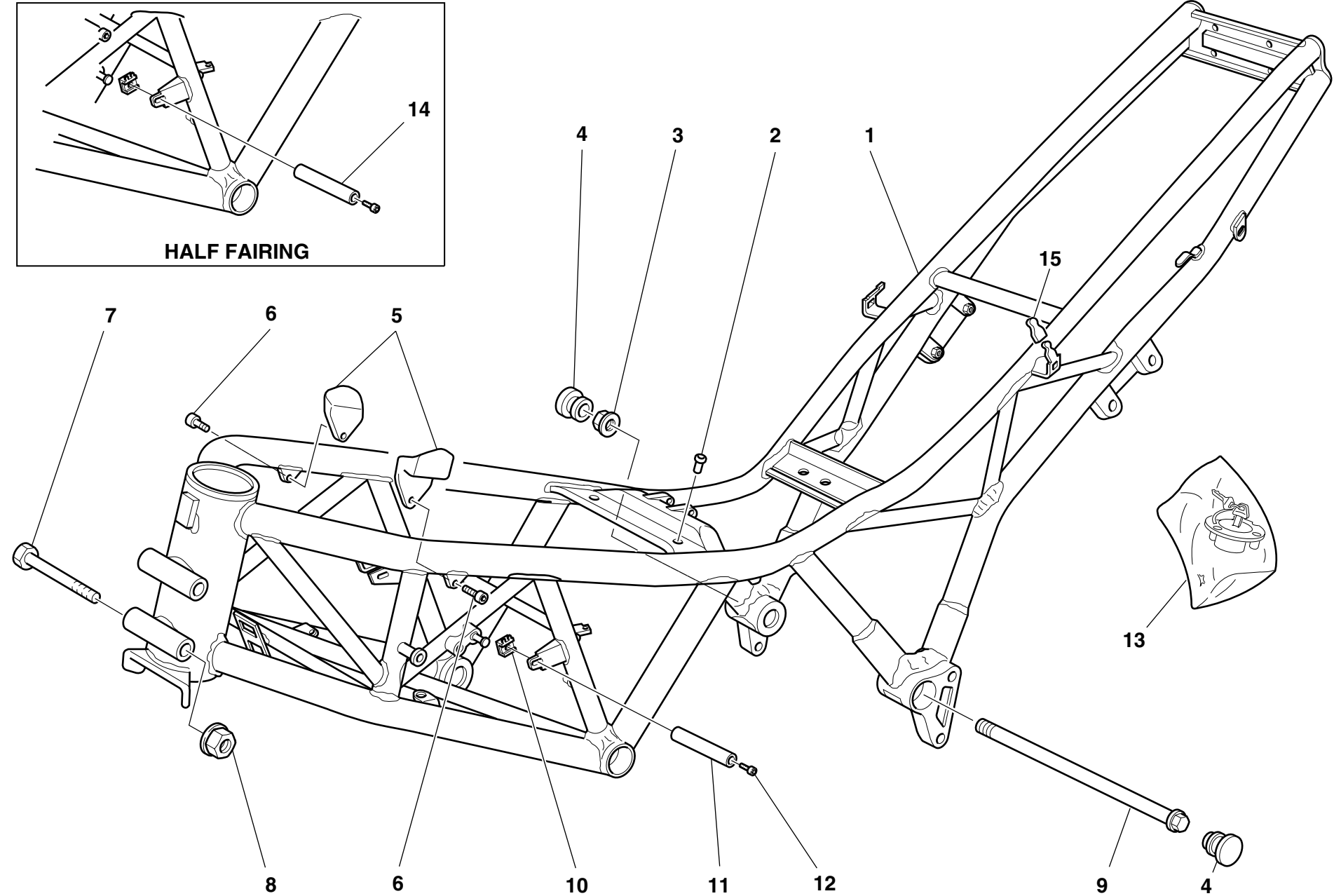
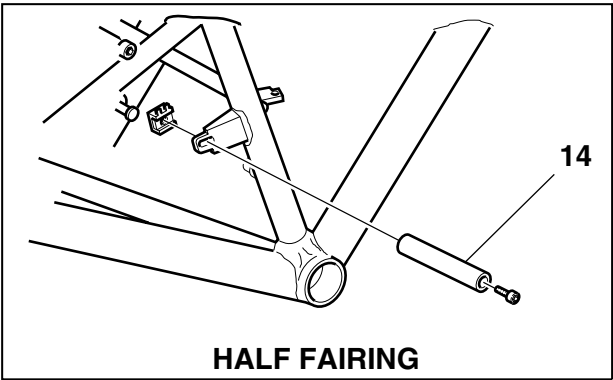
| NOTES | NO. | CODE NO.     | DESCRIPTION  | VALIDITY | Q.TY |  |
|-------|-----|--------------|--------------|----------|------|---|
|       | 1   | 556.2.021.1A | Plate        |          | 1    |   |
|       | 2   | 60N101206    | Screw        |          | 2    |   |
|       | 3   | 556.1.023.1A | Side stand   |          | 1    |   |
|       | 4   | 779.4.005.1A | Screw        |          | 1    |   |
|       | 5   | 539.1.023.1A | Switch       |          | 1    |   |
|       | 6   | 799.1.089.1A | Spring       |          | 1    |   |
|       | 7   | 799.1.088.1A | Outer spring |          | 1    |   |
|       | 8   | 827.1.139.2B | Plate        |          | 1    |   |
|       | 9   | 556.1.018.1C | Pivot        |          | 1    |   |
|       | 10  | 749.4.045.2G | Nut          |          | 1    |   |
|       | 11  | 684.1.046.1A | Stud bolt    |          | 1    |   |

| NOTES | NO. | CODE NO. | DESCRIPTION | VALIDITY | Q.TY |  |
|-------|-----|----------|-------------|----------|------|---|
|-------|-----|----------|-------------|----------|------|---|

DRAWING

**019**


**FRAME**



DRAWING

019

FRAME

| NOTES | NO. | CODE NO.      | DESCRIPTION | VALIDITY | Q.TY |  |
|-------|-----|---------------|-------------|----------|------|---|
|       | 1   | 470.1.042.1BA | Frame       |          | 1    |   |
|       | 2   | 764.4.004.1A  | Fairlead    |          | 1    |   |
|       | 3   | 748.4.002.1A  | Nut         |          | 2    |   |
|       | 4   | 872.1.026.1A  | Cap         |          | 4    |   |
|       | 5   | 866.1.035.1A  | Rubber pad  |          | 2    |   |
|       | 6   | 771.5.663.2B  | Screw       |          | 2    |   |
|       | 7   | 772.5.022.1A  | Screw       |          | 2    |   |
|       | 8   | 729908FN1     | Nut         |          | 2    |   |
|       | 9   | 779.1.213.1A  | Screw       |          | 2    |   |
|       | 10  | 0960.91.130   | Nut         |          | 2    |   |
|       | 11  | 684.1.027.2A  | Stud bolt   |          | 2    |   |
|       | 12  | 60N102511     | Screw       |          | 2    |   |
|       | 13  | 598.2.026.2A  | Locks kit   |          | 1    |   |
|       | 14  | 684.1.045.1A  | Stud bolt   |          | 2    |   |
|       | 15  | 866.1.038.1A  | Protection  |          | 2    |   |

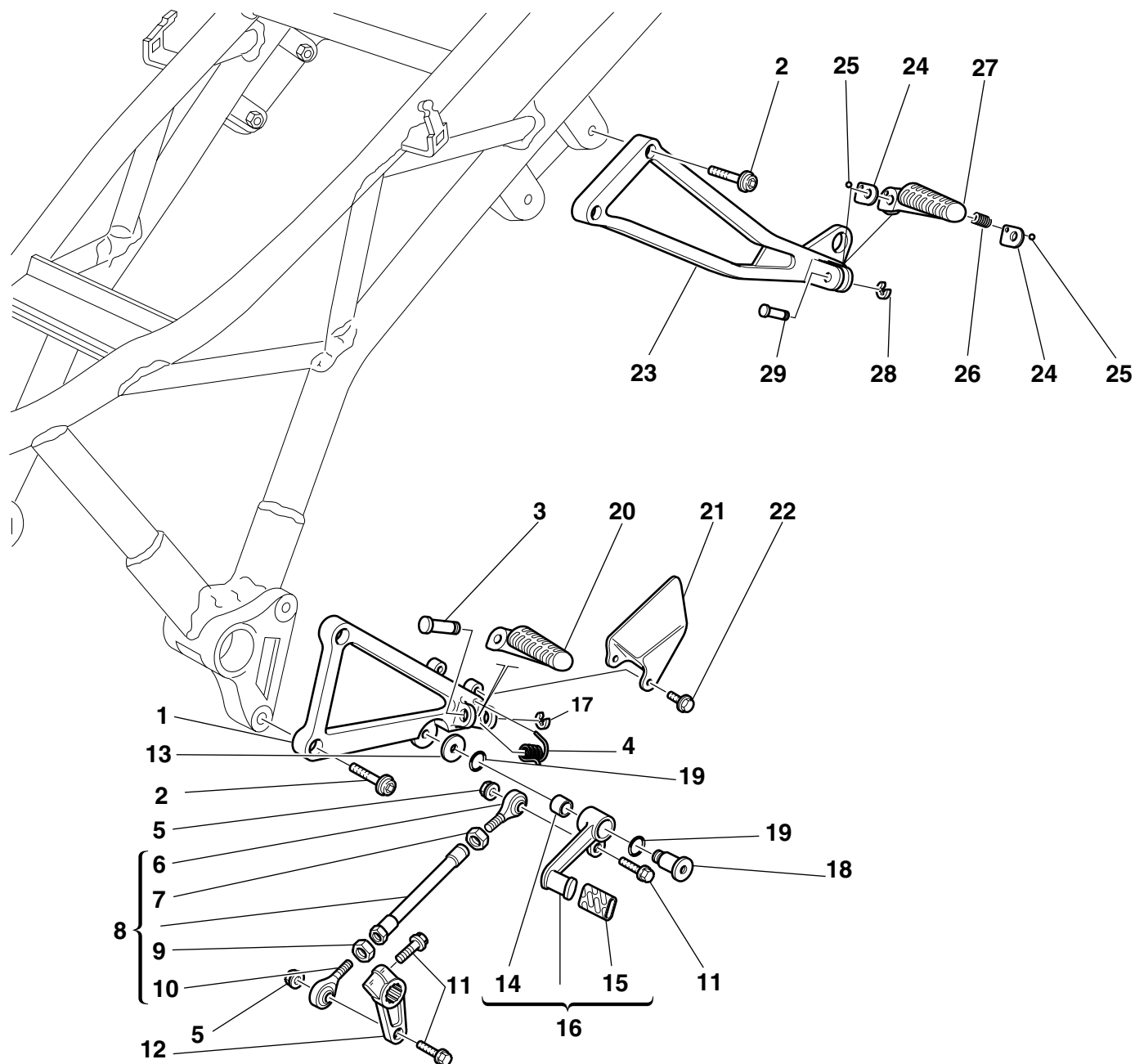
| NOTES | NO. | CODE NO. | DESCRIPTION | VALIDITY | Q.TY |  |
|-------|-----|----------|-------------|----------|------|---|
|-------|-----|----------|-------------|----------|------|---|



DRAWING

020


### L.H. FOOT RESTS



DRAWING


020

L.H. FOOT RESTS

| NOTES | NO. | CODE NO.     | DESCRIPTION                       | VALIDITY | Q.TY |  |
|-------|-----|--------------|-----------------------------------|----------|------|---|
|       | 1   | 824.1.044.1A | L.H. foot peg holder plate        |          | 1    |   |
|       | 2   | 771.5.723.2B | Screw                             |          | 4    |   |
|       | 3   | 821.1.051.1A | Pin                               |          | 1    |   |
|       | 4   | 799.1.045.1A | Spring                            |          | 1    |   |
|       | 5   | 763106N01    | El-stop nut                       |          | 2    |   |
|       | 6   | 76401.0002   | Ball joint                        |          | 1    |   |
|       | 7   | 60N115062    | Nut                               |          | 1    |   |
|       | 8   | 117.2.030.1A | Gearbox transmission rod assembly |          | 1    |   |
|       | 9   | 747.5.001.1A | L.H. nut                          |          | 1    |   |
|       | 10  | 76401.0003   | Ball joint                        |          | 1    |   |
|       | 11  | 771.5.667.2B | Screw                             |          | 3    |   |
|       | 12  | 0370.69.020  | Gearchange control lever          |          | 1    |   |
|       | 13  | 852.1.053.1A | Washer                            |          | 1    |   |
|       | 14  | 0000.59056   | Bush                              |          | 1    |   |
|       | 15  | 764.1.011.2A | Rubber pad                        |          | 1    |   |
|       | 16  | 456.2.007.1A | Gearchange lever                  |          | 1    |   |
|       | 17  | 884.5.003.1A | Ring                              |          | 1    |   |
|       | 18  | 80A0.53548   | Pin                               |          | 1    |   |
|       | 19  | 0000.01199   | O-ring                            |          | 2    |   |
|       | 20  | 464.1.005.1A | Front L.H. foot peg               |          | 1    |   |
|       | 21  | 247.1.073.1A | Protection                        |          | 1    |   |
|       | 22  | 772.5.025.1A | Screw                             |          | 2    |   |
|       | 23  | 824.1.046.1A | Rear L.H. foot peg holder plate   |          | 1    |   |
|       | 24  | 827.1.115.1A | Plate                             |          | 2    |   |
|       | 25  | 847.4.002.1A | Ball                              |          | 1    |   |
|       | 26  | 8000.62655   | Spring                            |          | 1    |   |
|       | 27  | 465.1.008.1A | Rear L.H. foot peg                |          | 1    |   |

CATALOGUE No:  
ISSUED:

915.1.061.1E  
05 - 01

| NOTES | NO. | CODE NO.     | DESCRIPTION | VALIDITY | Q.TY |  |
|-------|-----|--------------|-------------|----------|------|---|
|       | 28  | 0170.91.730  | Ring        |          | 1    |   |
|       | 29  | 821.1.068.1A | Pin         |          | 1    |   |

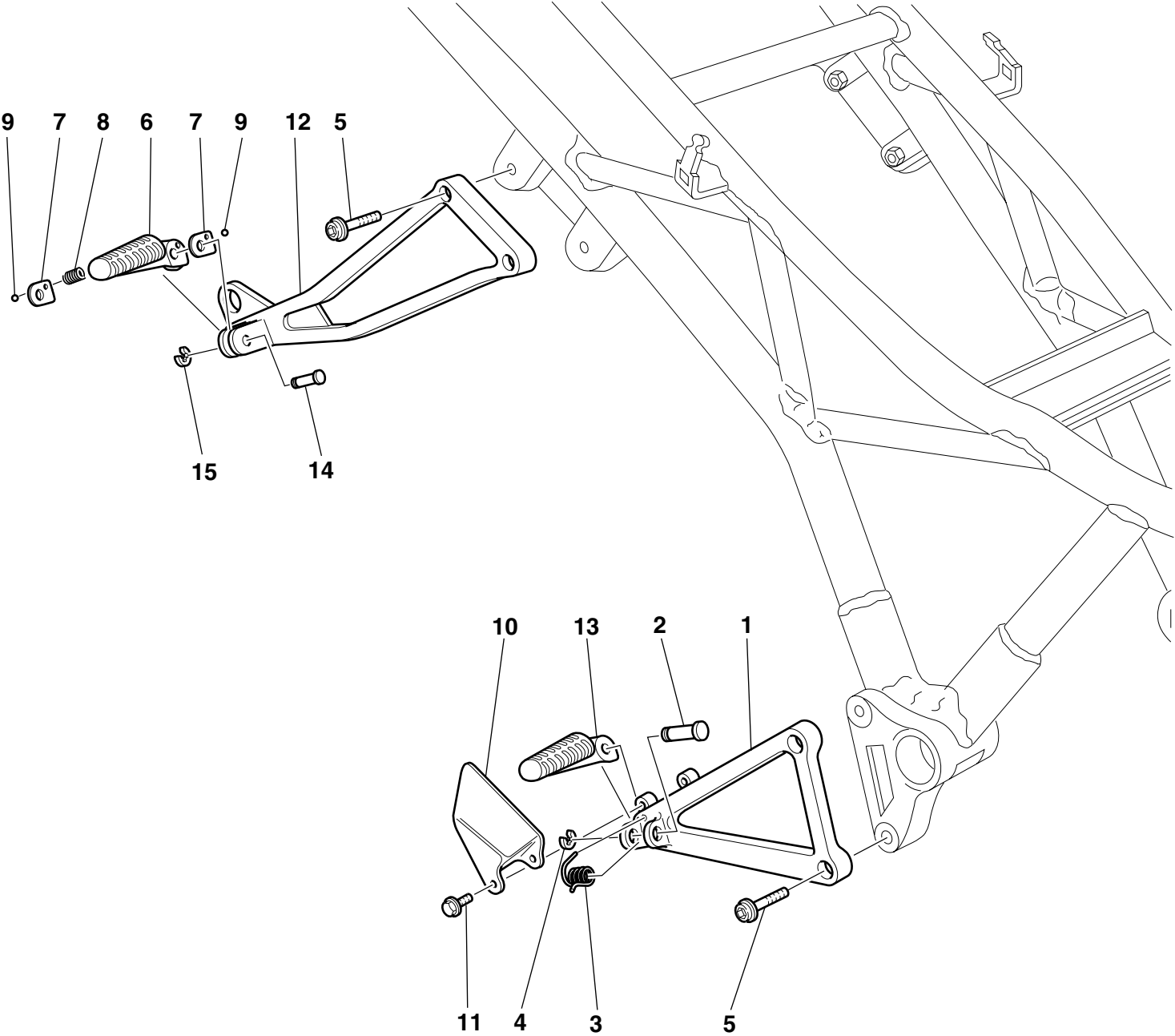
CATALOGUE No:  
ISSUED:

915.1.061.1E  
05 - 01

DRAWING

**021**


R.H. FOOT RESTS



DRAWING

021

R.H. FOOT RESTS

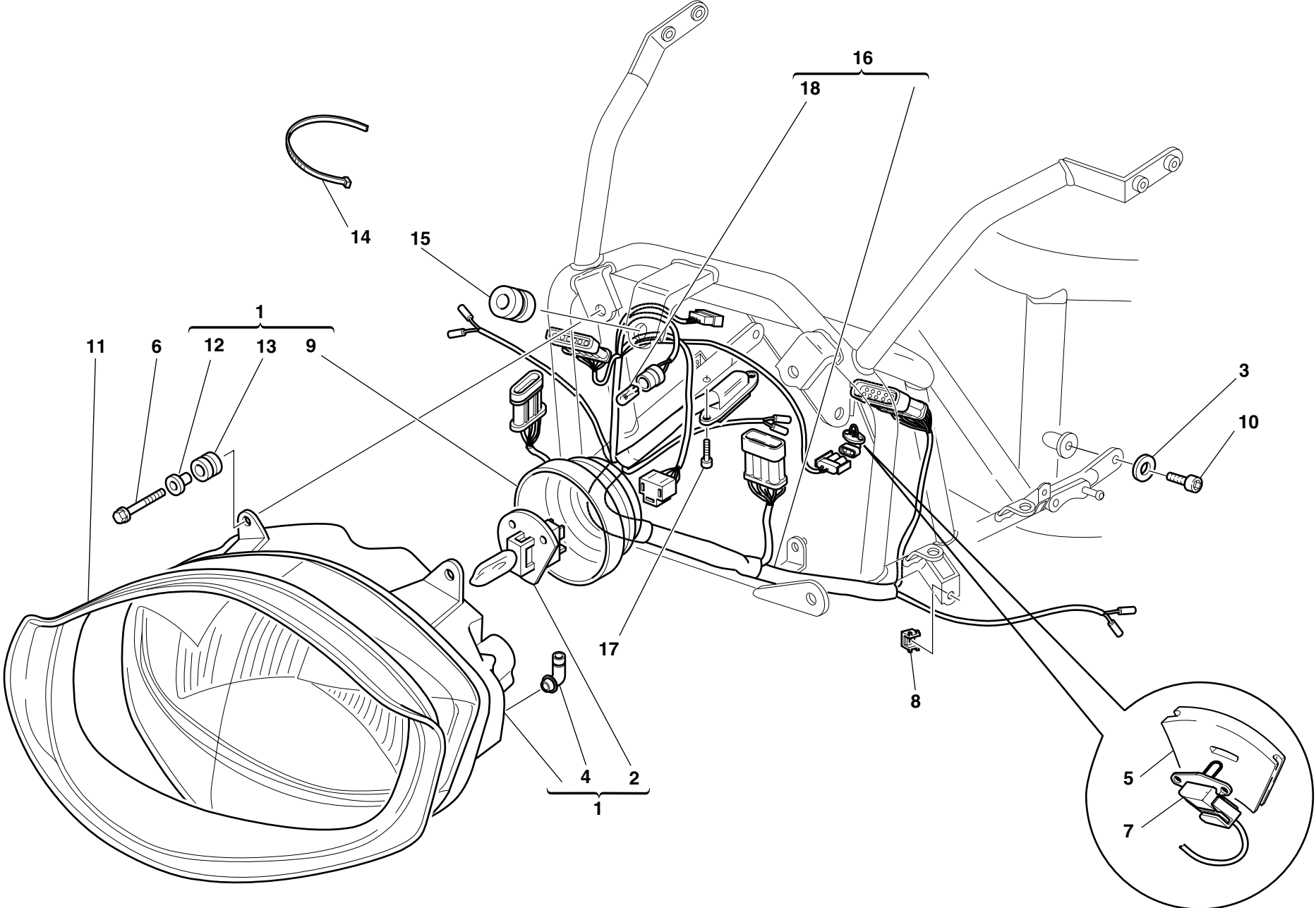
| NOTES | NO. | CODE NO.     | DESCRIPTION                     | VALIDITY | Q.TY |  |
|-------|-----|--------------|---------------------------------|----------|------|---|
|       | 1   | 824.1.043.1A | R.H. foot peg holder plate      |          | 1    |   |
|       | 2   | 821.1.051.1A | Pin                             |          | 1    |   |
|       | 3   | 799.1.045.1A | Spring                          |          | 1    |   |
|       | 4   | 884.5.003.1A | Ring                            |          | 1    |   |
|       | 5   | 771.5.723.2B | Screw                           |          | 4    |   |
|       | 6   | 465.1.010.1A | Rear R.H. foot peg              |          | 1    |   |
|       | 7   | 827.1.115.1A | Plate                           |          | 2    |   |
|       | 8   | 8000.62655   | Spring                          |          | 1    |   |
|       | 9   | 847.4.002.1A | Ball                            |          | 1    |   |
|       | 10  | 247.1.115.1A | Protection                      |          | 1    |   |
|       | 11  | 772.5.025.1A | Screw                           |          | 2    |   |
|       | 12  | 824.1.045.1A | Rear R.H. foot peg holder plate |          | 1    |   |
|       | 13  | 464.1.006.1A | Front R.H. foot peg             |          | 1    |   |
|       | 14  | 821.1.068.1A | Pin                             |          | 1    |   |
|       | 15  | 0170.91.730  | Ring                            |          | 1    |   |

| NOTES | NO. | CODE NO. | DESCRIPTION | VALIDITY | Q.TY |  |
|-------|-----|----------|-------------|----------|------|---|
|-------|-----|----------|-------------|----------|------|---|

DRAWING

**022**


**HEAD-LIGHT AND ELECTRIC WIRING**



DRAWING

022

HEAD-LIGHT AND ELECTRIC WIRING

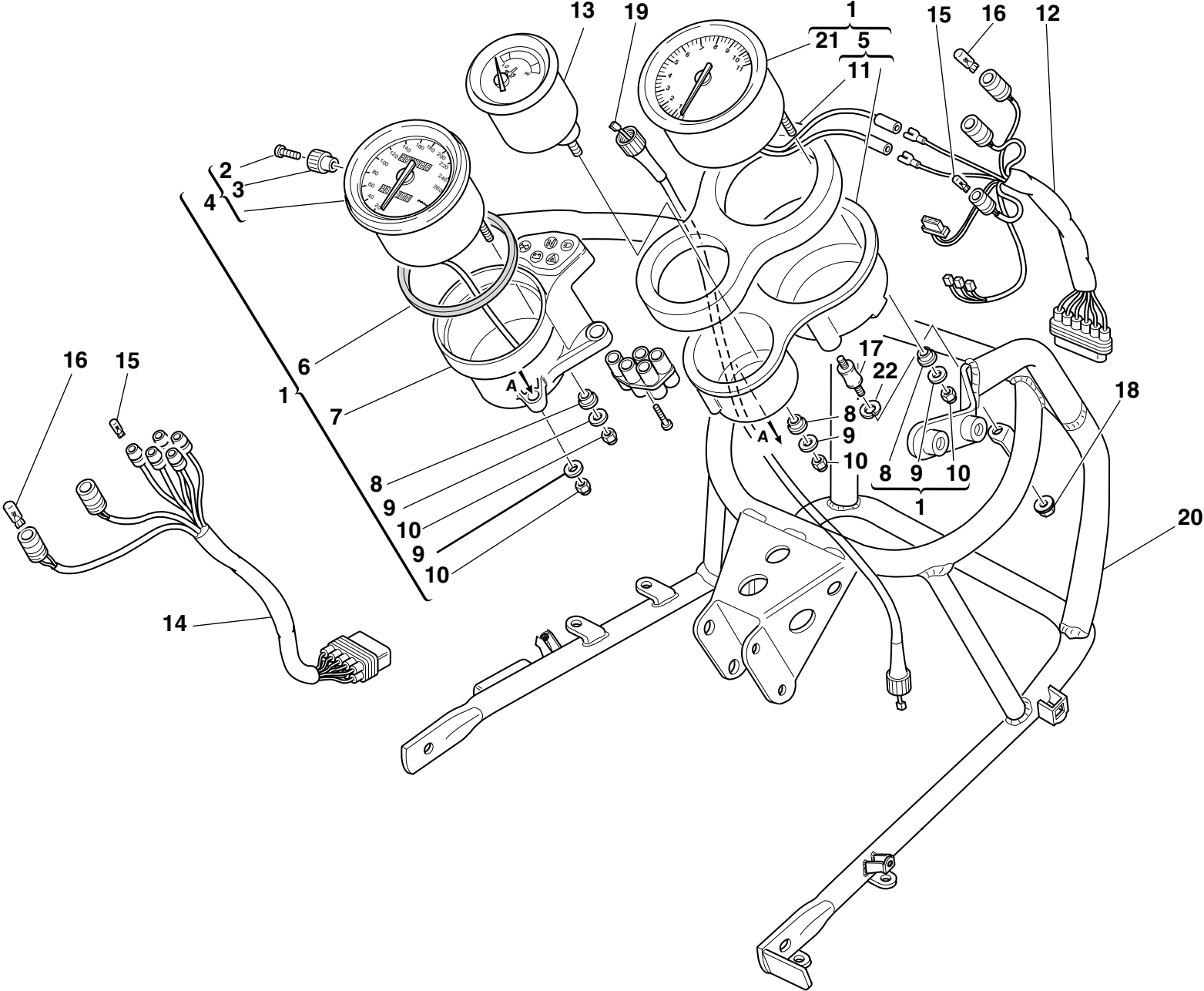
| NOTES | NO. | CODE NO.     | DESCRIPTION            | VALIDITY | Q.TY |  |
|-------|-----|--------------|------------------------|----------|------|---|
|       | 1   | 520.4.017.1A | Complete headlight     |          | 1    |   |
|       | 2   | 0796.38.305  | Bulb 55/60W            |          | 1    |   |
|       | 3   | 734306N01    | Washer                 |          | 2    |   |
|       | 4   | 672.4.005.1A | Rubber cap             |          | 2    |   |
|       | 5   | 829.1.233.1A | Holder sensor          |          | 1    |   |
|       | 6   | 772.5.023.1A | Screw                  |          | 4    |   |
|       | 7   | 552.4.012.1A | Air temperature sensor |          | 1    |   |
|       | 8   | 0960.91.130  | Nut                    |          | 2    |   |
|       | 9   | 672.4.004.1A | Headlight cover        |          | 1    |   |
|       | 10  | 60N102505    | Screw                  |          | 2    |   |
|       | 11  | 791.1.040.1A | Headlight gasket       |          | 1    |   |
|       | 12  | 716.4.001.1A | Spacer                 |          | 4    |   |
|       | 13  | 764.4.007.1A | Vibration damper pad   |          | 4    |   |
|       | 14  | 0691.91.030  | Clamp                  |          | 7    |   |
|       | 15  | 764.1.005.1A | Vibration damper pad   |          | 1    |   |
|       | 16  | 510.1.166.1A | Electric wiring        |          | 1    |   |
|       | 17  | 8000.59572   | Screw                  |          | 2    |   |
|       | 18  | 8000.36230   | Bulb                   |          | 1    |   |

| NOTES | NO. | CODE NO. | DESCRIPTION | VALIDITY | Q.TY |  |
|-------|-----|----------|-------------|----------|------|---|
|-------|-----|----------|-------------|----------|------|---|

DRAWING

**023**


INSTRUMENT PANEL



DRAWING

023

INSTRUMENT PANEL

| NOTES | NO. | CODE NO.     | DESCRIPTION                                     | VALIDITY | Q.TY |  |
|-------|-----|--------------|---|----------|------|---|
|       | 1   | 406.1.022.1B | Complete instrument panel (speedometer - miles) |          | 1    |   |
|       | 2   | 776.4.002.1A | Screw   |          | 1    |   |
|       | 3   | 8000.56742   | Grip  |          | 1    |   |
|       | 4   | 401.4.019.1A | Speedometer (miles)                             |          | 1    |   |
|       | 5   | 0000.78348   | Tachometer holder                               |          | 1    |   |
|       | 6   | 8000.56741   | Gasket  |          | 1    |   |
|       | 7   | 407.4.001.1A | Speedometer holder                              |          | 1    |   |
|       | 8   | 8000.56746   | Rubber pad                                      |          | 5    |   |
|       | 9   | 8000.56747   | Washer  |          | 7    |   |
|       | 10  | 8000.56748   | Nut   |          | 7    |   |
|       | 11  | 8000.77936   | Vibration damper sponge                         |          | 1    |   |
|       | 12  | 510.1.070.1A | Instrument panel wiring                         |          | 1    |   |
|       | 13  | 404.4.008.1A | Oil thermometer                                 |          | 1    |   |
|       | 14  | 510.1.127.1A | Wiring  |          | 1    |   |
|       | 15  | 390.4.007.1A | Warning lamp bulb12V-1.2W                       |          | 6    |   |
|       | 16  | 390.4.002.1A | Warning lamp bulb12V-2W                         |          | 4    |   |
|       | 17  | 8000.56752   | Rubber pad                                      |          | 3    |   |
|       | 18  | 8000.42278   | Nut   |          | 3    |   |
|       | 19  | 403.1.010.1A | Speedometer (km) cable                          |          | 1    |   |
|       | 20  | 829.1.218.1B | Headlight holder                                |          | 1    |   |
|       | 21  | 402.4.008.1A | Electronic tachometer                           |          | 1    |   |
|       | 22  | 462.4.046.1A | Spring washer                                   |          | 3    |   |

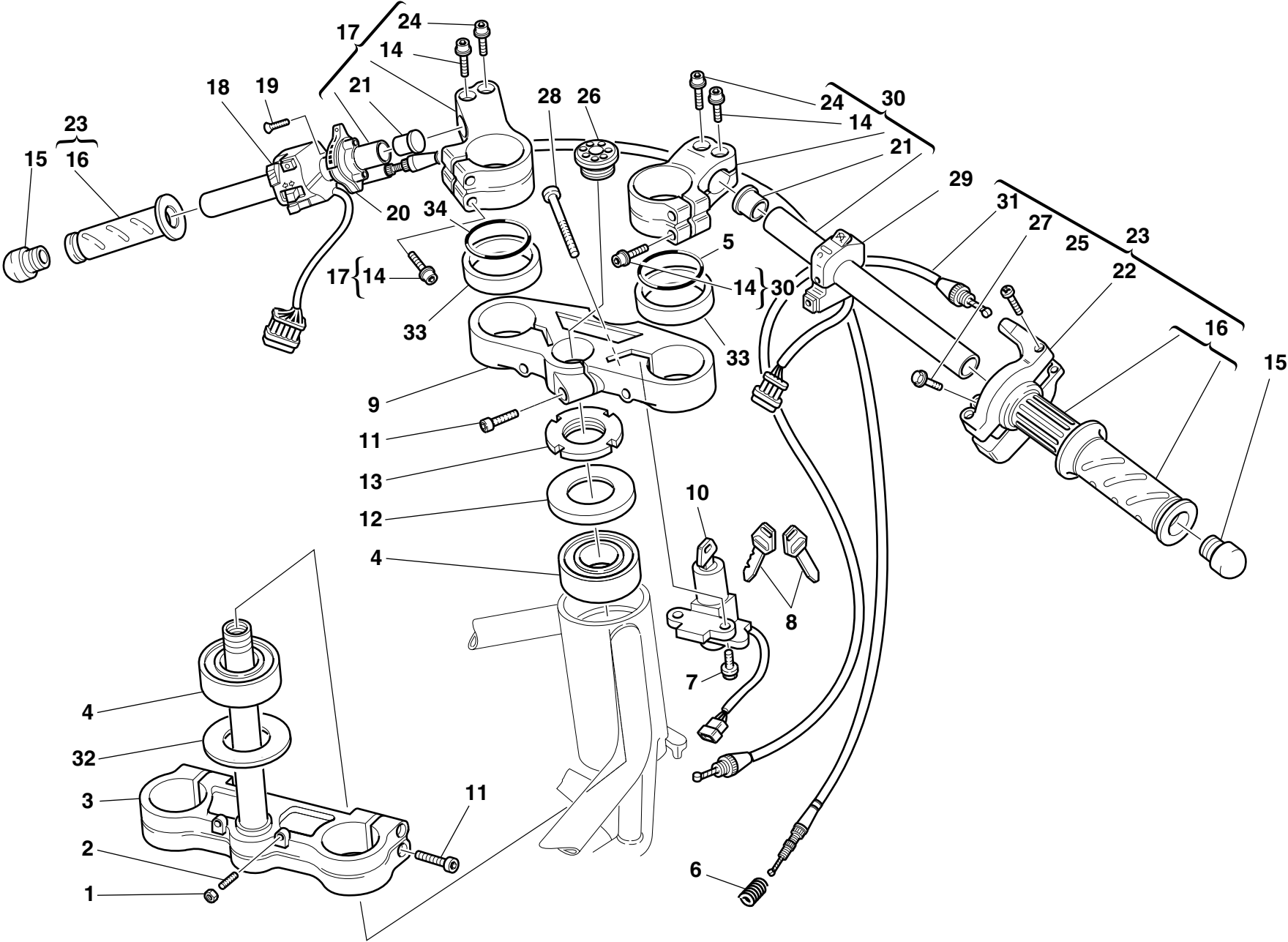
| NOTES | NO. | CODE NO. | DESCRIPTION | VALIDITY | Q.TY |  |
|-------|-----|----------|-------------|----------|------|---|
|-------|-----|----------|-------------|----------|------|---|



DRAWING

**024**

HANDLEBAR AND CONTROLS



DRAWING

024

HANDLEBAR AND CONTROLS


| NOTES | NO. | CODE NO.     | DESCRIPTION                                | VALIDITY | Q.TY |  |
|-------|-----|--------------|--|----------|------|---|
|       | 1   | 417.9.030.8A | Nut  |          | 2    |   |
|       | 2   | 779.1.099.1A | Special screw                              |          | 2    |   |
|       | 3   | 342.2.007.1A | Steering head base assembly                |          | 1    |   |
|       | 4   | 0691.91.010  | Bearing                                    |          | 2    |   |
|       | 5   | 930.4.024.1A | O-Ring                                     |          | 2    |   |
|       | 6   | 799.1.058.1A | Starter control transmission return spring |          | 1    |   |
|       | 7   | 772.5.024.1A | Screw                                      |          | 2    |   |
|       | 8   | 598.4.014.3A | Wrench                                     |          | 1    |   |
|       | 9   | 341.1.024.1A | Steering head                              |          | 1    |   |
|       | 10  | 652.4.002.3A | Key-operated switch                        |          | 1    |   |
|       | 11  | 60N102557    | Screw                                      |          | 1    |   |
|       | 12  | 0691.37.020  | Special washer                             |          | 1    |   |
|       | 13  | 0795.37.120  | Ring nut                                   |          | 1    |   |
|       | 14  | 771.5.669.2B | Screw                                      |          | 6    |   |
|       | 15  | 872.1.015.1A | Cap  |          | 2    |   |
|       | 16  | 8000.78345   | Grips pair                                 |          | 1    |   |
|       | 17  | 360.2.022.1A | L.H. handlebar                             |          | 1    |   |
|       | 18  | 651.4.007.2A | L.H. switch                                |          | 1    |   |
|       | 19  | 777.5.210.2A | Screw                                      |          | 2    |   |
|       | 20  | 655.2.006.1A | Starter control                            |          | 1    |   |
|       | 21  | 872.1.011.1A | Cap  |          | 2    |   |
|       | 22  | 658.4.002.1B | Cover                                      |          | 1    |   |
|       | 23  | 654.2.003.1A | Throttle control                           |          | 1    |   |
|       | 24  | 60N102590    | Screw                                      |          | 2    |   |
|       | 25  | 8000.66774   | Screw                                      |          | 2    |   |
|       | 26  | 873.1.035.1A | Cap  |          | 1    |   |
|       | 27  | 772.5.023.1A | Screw                                      |          | 2    |   |

CATALOGUE No:

ISSUED:

915.1.061.1E

05 - 01

| NOTES | NO. | CODE NO.     | DESCRIPTION                   | VALIDITY | Q.TY |  |
|-------|-----|--------------|-------------------------------|----------|------|---|
|       | 28  | 60N102590    | Screw                         |          | 2    |   |
|       | 29  | 650.4.006.1B | R.H. switch                   |          | 1    |   |
|       | 30  | 360.2.023.1A | R.H. handlebar                |          | 1    |   |
|       | 31  | 656.1.018.2A | Throttle control transmission |          | 1    |   |
|       | 32  | 852.1.096.1A | Washer                        |          | 1    |   |
|       | 33  | 713.1.152.1A | Spacer                        |          | 2    |   |

CATALOGUE No:

ISSUED:

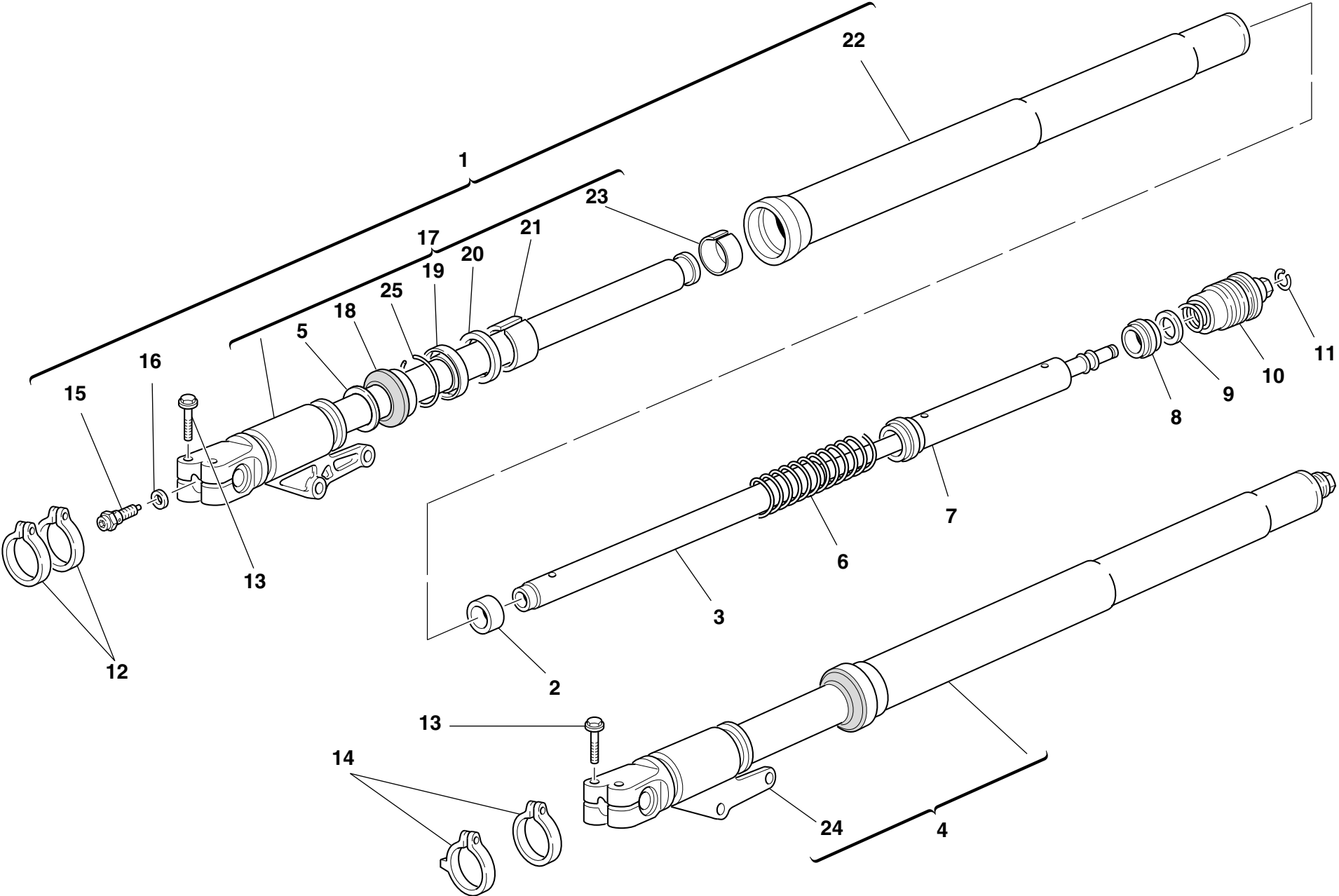
915.1.061.1E

05 - 01

DRAWING

**025**


FRONT FORK



DRAWING

025

FRONT FORK

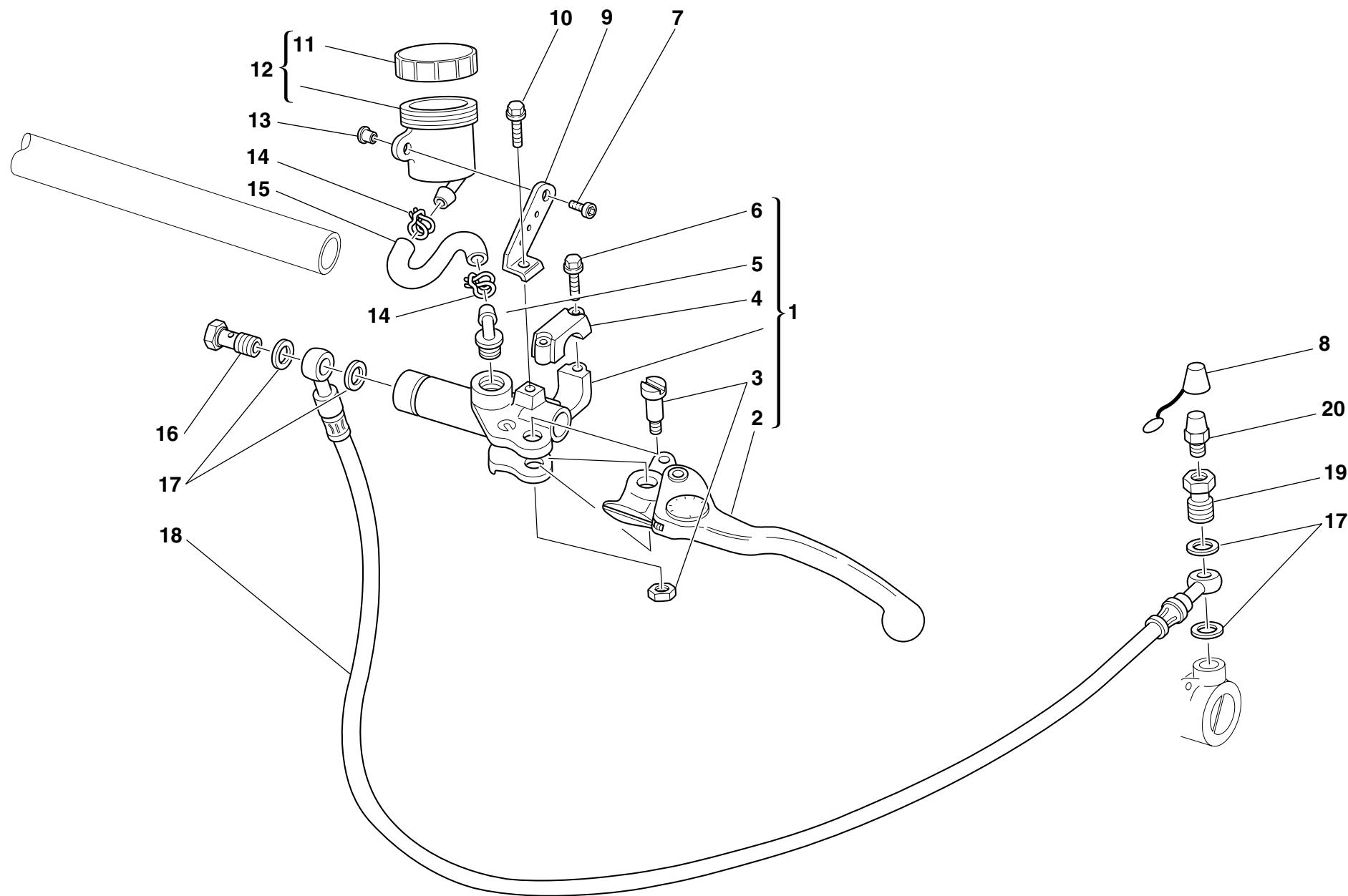
| NOTES | NO. | CODE NO.     | DESCRIPTION            | VALIDITY | Q.TY |  |
|-------|-----|--------------|------------------------|----------|------|---|
|       | 1   | 340.2.095.1A | R.H. fork leg assembly |          | 1    |   |
|       | 2   | 349.1.095.1A | Centering ring         |          | 2    |   |
|       | 3   | 349.1.118.1A | Damper tube            |          | 2    |   |
|       | 4   | 340.2.096.1A | L.H. fork leg assembly |          | 1    |   |
|       | 5   | 349.1.100.1A | Special washer         |          | 2    |   |
|       | 6   | 366.1.035.1A | Spring                 |          | 2    |   |
|       | 7   | 349.1.119.1A | Spring coupling        |          | 2    |   |
|       | 8   | 349.1.064.1A | Slider                 |          | 2    |   |
|       | 9   | 349.1.065.1A | Rubber cush drive hub  |          | 2    |   |
|       | 10  | 349.2.014.1A | Complete cap           |          | 2    |   |
|       | 11  | 349.1.098.1A | Snap ring              |          | 2    |   |
|       | 12  | 741.1.022.1A | R.H. clamp             |          | 2    |   |
|       | 13  | 8A00.69056   | Screw                  |          | 4    |   |
|       | 14  | 741.1.021.1A | L.H. Clamp             |          | 2    |   |
|       | 15  | 349.2.010.1A | Adjusting screw        |          | 2    |   |
|       | 16  | 349.1.096.1A | Special washer         |          | 2    |   |
|       | 17  | 349.1.115.1A | Complete R.H. slider   |          | 1    |   |
|       | 18  | 349.1.101.1A | Dust seal              |          | 2    |   |
|       | 19  | 930.1.005.1A | Seal ring              |          | 2    |   |
|       | 20  | 349.1.102.1A | Check ring             |          | 2    |   |
|       | 21  | 349.1.103.1A | Bush                   |          | 2    |   |
|       | 22  | 349.1.117.1A | Stanchion tube         |          | 2    |   |
|       | 23  | 349.1.120.1A | Bush                   |          | 2    |   |
|       | 24  | 349.1.116.1A | Complete L.H. slider   |          | 1    |   |
|       | 25  | 884.1.005.1A | Ring                   |          | 2    |   |

| NOTES | NO. | CODE NO. | DESCRIPTION | VALIDITY | Q.TY |  |
|-------|-----|----------|-------------|----------|------|---|
|-------|-----|----------|-------------|----------|------|---|

DRAWING

**026**


CLUTCH CONTROL



DRAWING

026

CLUTCH CONTROL

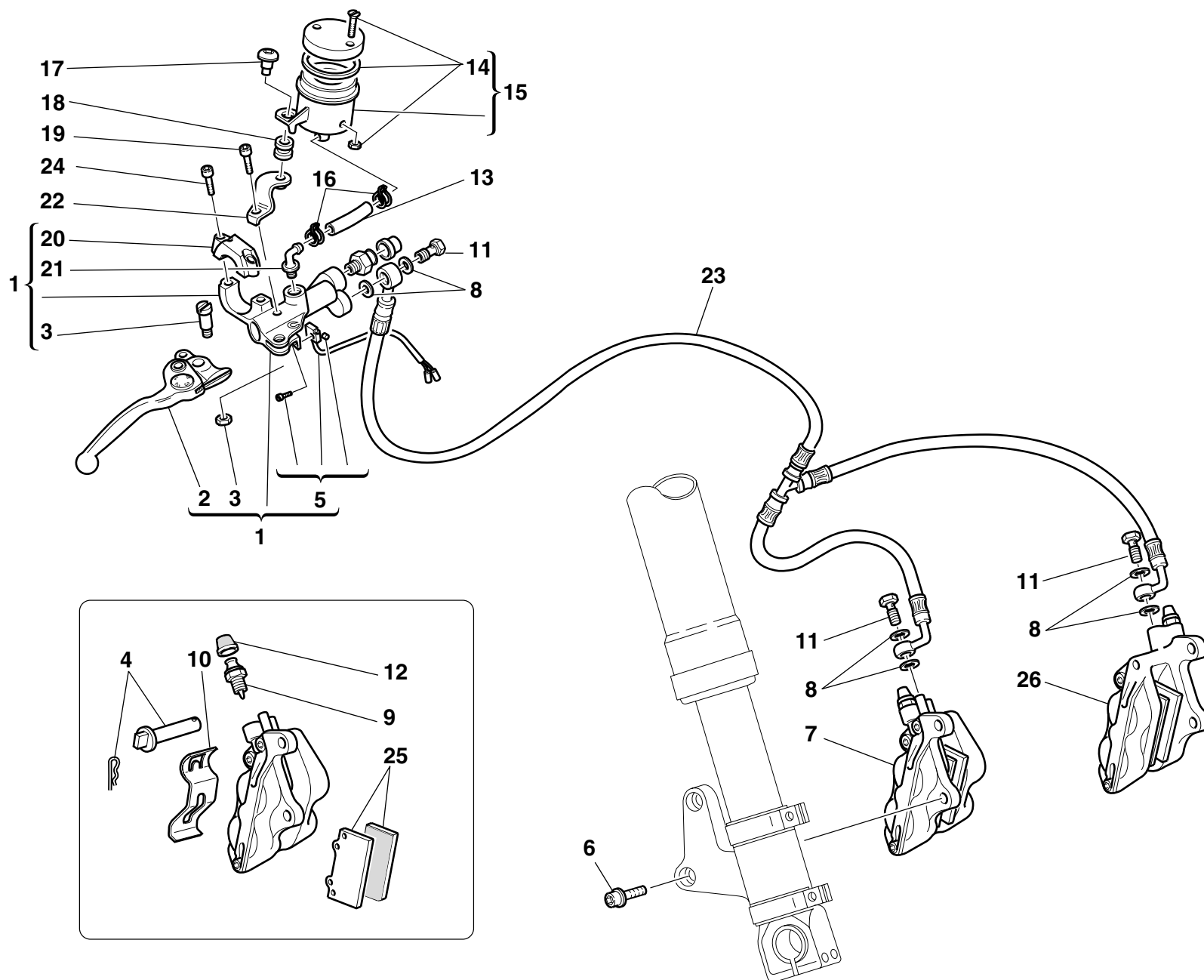
| NOTES | NO. | CODE NO.      | DESCRIPTION                         | VALIDITY | Q.TY |  |
|-------|-----|---------------|-------------------------------------|----------|------|---|
|       | 1   | 630.4.010.1AB | Clutch drive pump                   |          | 1    |   |
|       | 2   | 631.4.009.1A  | Lever with dowel                    |          | 1    |   |
|       | 3   | 626.4.011.1A  | Spare lever pin                     |          | 1    |   |
|       | 4   | 626.4.010.1A  | Spare bracket                       |          | 1    |   |
|       | 5   | 631.4.008.1A  | Spare union                         |          | 1    |   |
|       | 6   | 771.5.669.2B  | Screw                               |          | 2    |   |
|       | 7   | 60N107321     | Screw                               |          | 1    |   |
|       | 8   | 612.4.005.1A  | Dust seal                           |          | 1    |   |
|       | 9   | 829.1.228.1B  | Plate                               |          | 1    |   |
|       | 10  | 70700.6N02    | Screw                               |          | 2    |   |
|       | 11  | 893.4.005.1A  | Cap                                 |          | 1    |   |
|       | 12  | 0000.61078    | Complete oil tank                   |          | 1    |   |
|       | 13  | 710.1.030.1A  | Bush                                |          | 1    |   |
|       | 14  | 741.4.043.1A  | Clamp                               |          | 2    |   |
|       | 15  | 877.1.067.1A  | Tube                                |          | 1    |   |
|       | 16  | 779.1.058.1A  | Special screw                       |          | 1    |   |
|       | 17  | 420.2.001.0A  | Gasket th.1                         |          | 4    |   |
|       | 18  | 632.1.016.2B  | Clutch control pipe (METAL PLAITED) |          | 1    |   |
|       | 19  | 779.1.082.1A  | Filler                              |          | 1    |   |
|       | 20  | 0000.33552    | Bleed                               |          | 1    |   |

| NOTES | NO. | CODE NO. | DESCRIPTION | VALIDITY | Q.TY |  |
|-------|-----|----------|-------------|----------|------|---|
|-------|-----|----------|-------------|----------|------|---|

DRAWING

027

## FRONT HYDRAULIC BRAKE



DRAWING

027

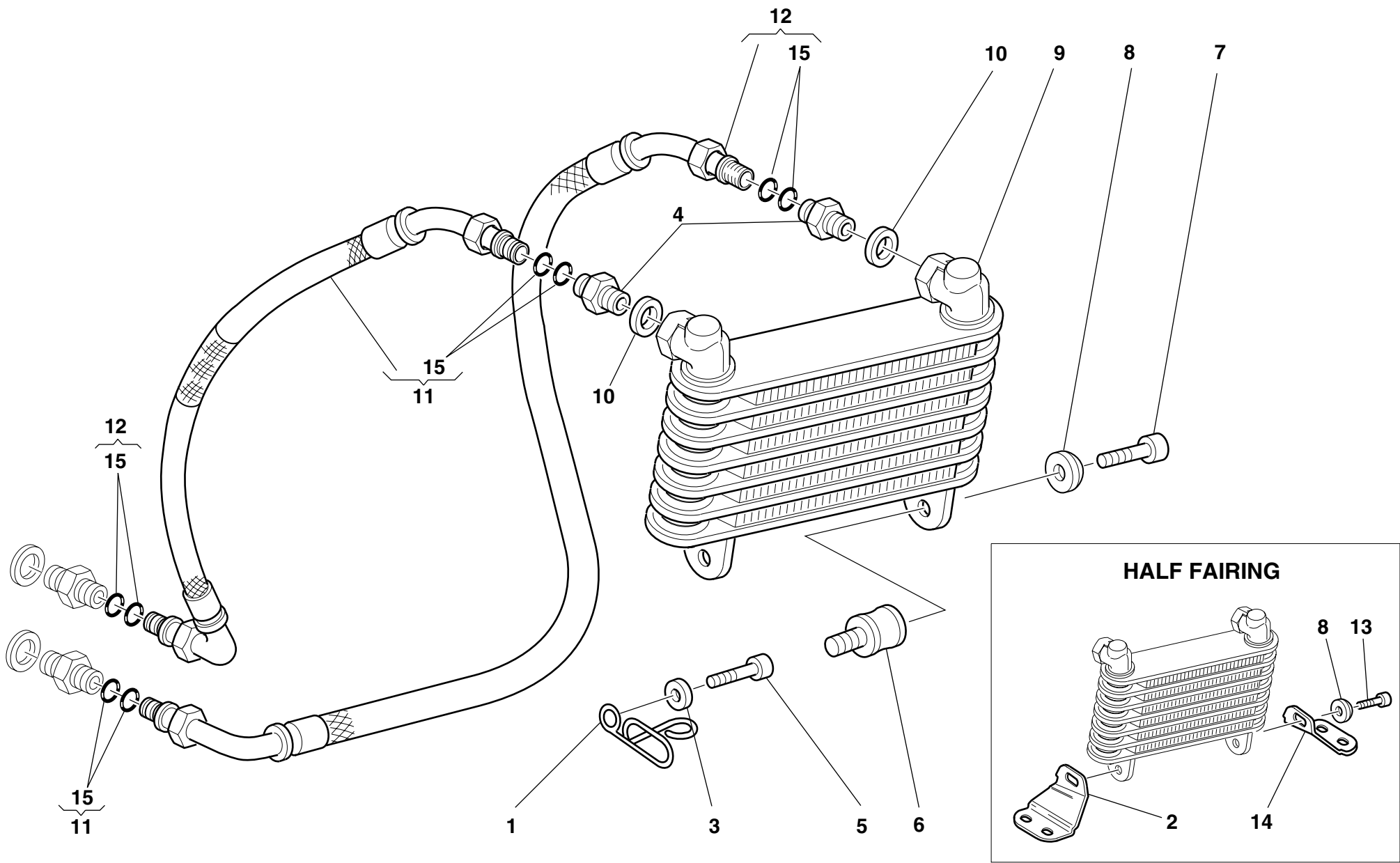
FRONT HYDRAULIC BRAKE

| NOTES | NO. | CODE NO.     | DESCRIPTION                       | VALIDITY | Q.TY |  |
|-------|-----|--------------|-----------------------------------|----------|------|---|
|       | 1   | 624.4.012.1A | Front brake pump                  |          | 1    |   |
|       | 2   | 626.4.007.1A | Lever with dowel                  |          | 1    |   |
|       | 3   | 626.4.009.1A | Spare lever pin                   |          | 1    |   |
|       | 4   | 612.4.014.1A | Spare pins and spring             |          | 2    |   |
|       | 5   | 539.4.021.1A | Microswitch                       |          | 1    |   |
|       | 6   | 771.5.754.2B | Screw                             |          | 4    |   |
|       | 7   | 610.4.012.2B | R.H. brake caliper                |          | 1    |   |
|       | 8   | 420.2.001.0A | Gasket th.1                       |          | 6    |   |
|       | 9   | 631.4.004.1A | Spare bleed union                 |          | 2    |   |
|       | 10  | 612.4.017.1A | Spring                            |          | 2    |   |
|       | 11  | 779.1.058.2A | Special screw                     |          | 3    |   |
|       | 12  | 612.4.008.1A | Dust seal                         |          | 2    |   |
|       | 13  | 877.1.069.1A | Tube                              |          | 1    |   |
|       | 14  | 8000.68490   | Spare cap                         |          | 1    |   |
|       | 15  | 0000.66181   | Complete oil tank                 |          | 1    |   |
|       | 16  | 741.4.043.1A | Clamp                             |          | 2    |   |
|       | 17  | 779.1.092.1A | Screw                             |          | 1    |   |
|       | 18  | 0370.72.020  | Vibration damper pad              |          | 1    |   |
|       | 19  | 70700.6N02   | Screw                             |          | 1    |   |
|       | 20  | 626.4.008.1A | Spare bracket                     |          | 1    |   |
|       | 21  | 631.4.008.1A | Spare union                       |          | 1    |   |
|       | 22  | 829.1.227.1B | Bracket                           |          | 1    |   |
|       | 23  | 618.4.035.2B | Caliper pump pipe (METAL PLAITED) |          | 1    |   |
|       | 24  | 771.5.669.2B | Screw                             |          | 2    |   |
|       | 25  | 613.4.020.1A | Pads pair                         |          | 2    |   |
|       | 26  | 610.4.011.2B | L.H. brake caliper                |          | 1    |   |

| NOTES | NO. | CODE NO. | DESCRIPTION | VALIDITY | Q.TY |  |
|-------|-----|----------|-------------|----------|------|---|
|-------|-----|----------|-------------|----------|------|---|




DRAWING **028** OIL COOLER



DRAWING

028

OIL COOLER

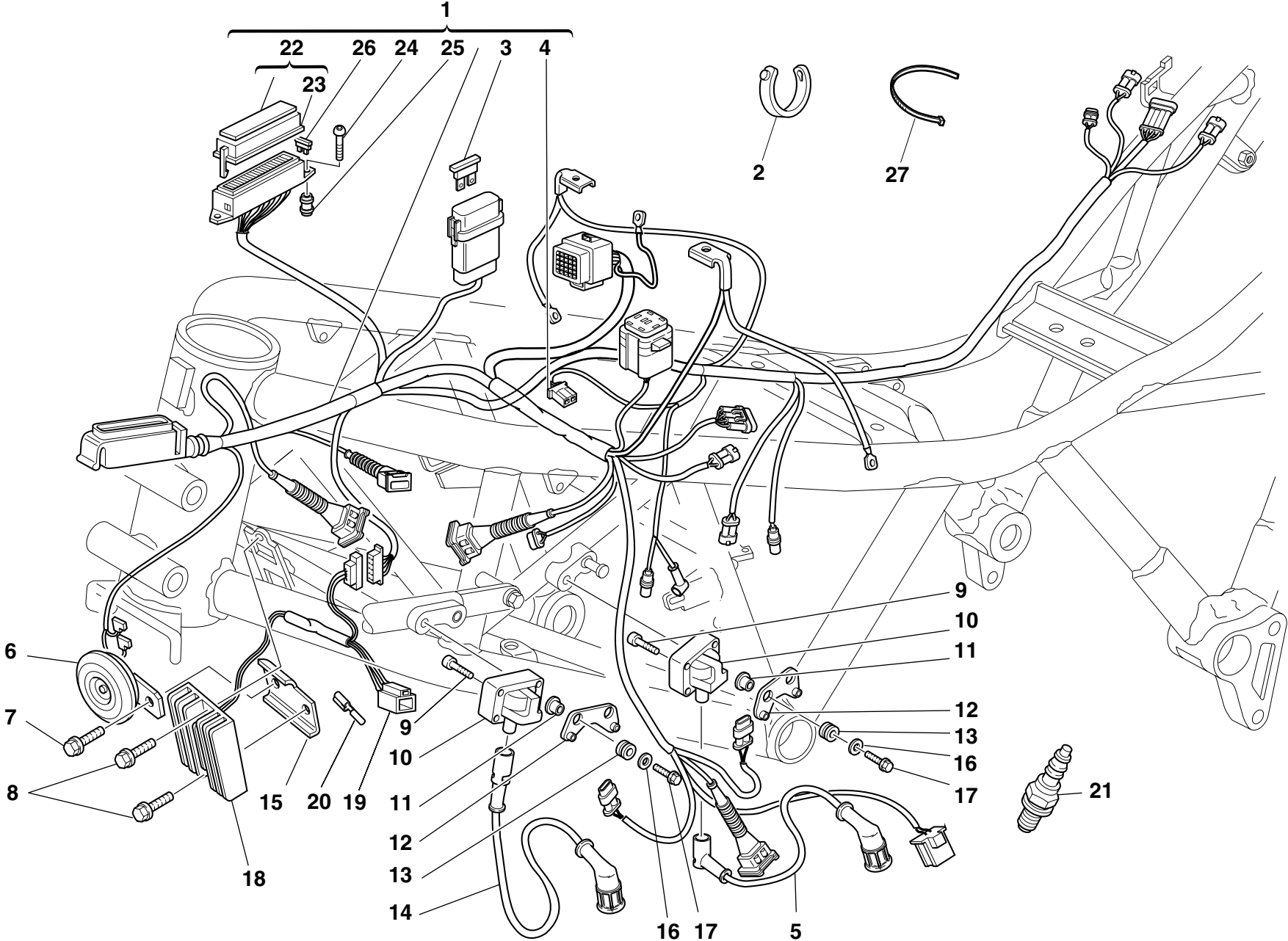
| NOTES | NO. | CODE NO.     | DESCRIPTION       | VALIDITY | Q.TY |  |
|-------|-----|--------------|-------------------|----------|------|---|
|       | 1   | 829.1.109.1B | Ring              |          | 1    |   |
|       | 2   | 830.1.170.1A | R.H. bracket      |          | 1    |   |
|       | 3   | 734306N01    | Washer            |          | 1    |   |
|       | 4   | 815.1.022.1A | Nipple            |          | 2    |   |
|       | 5   | 60N102511    | Screw             |          | 1    |   |
|       | 6   | 700.1.011.1A | Vibration damper  |          | 2    |   |
|       | 7   | 70700.6N02   | Screw             |          | 2    |   |
|       | 8   | 841.1.028.1A | Retainer          |          | 2    |   |
|       | 9   | 548.4.030.1A | Oil cooler        |          | 1    |   |
|       | 10  | 420.2.006.4A | Aluminium gasket  |          | 2    |   |
|       | 11  | 875.1.052.1A | Oil delivery pipe |          | 1    |   |
|       | 12  | 875.1.053.1A | Oil return pipe   |          | 1    |   |
|       | 13  | 779.5.004.1A | Screw             |          | 2    |   |
|       | 14  | 830.1.171.1A | L.H. bracket      |          | 1    |   |
|       | 15  | 886.5.015.1A | O-Ring            |          | 8    |   |

| NOTES | NO. | CODE NO. | DESCRIPTION | VALIDITY | Q.TY |  |
|-------|-----|----------|-------------|----------|------|---|
|-------|-----|----------|-------------|----------|------|---|

DRAWING

**029**

ELECTRIC SYSTEM




DRAWING

029

ELECTRIC SYSTEM

| NOTES | NO. | CODE NO.      | DESCRIPTION                       | VALIDITY | Q.TY |  |
|-------|-----|---------------|-----------------------------------|----------|------|---|
|       | 1   | 510.1.167.1A  | Main wiring                       |          | 1    |   |
|       | 2   | 741.4.038.1A  | Clamp                             |          | 8    |   |
|       | 3   | 389.4.012.1A  | Fuse 20A                          |          | 1    |   |
|       | 4   | 0000.56803    | Connector                         |          | 1    |   |
|       | 5   | 671.1.012.1A  | Vertical head spark plug wiring   |          | 1    |   |
|       | 6   | 516.4.001.1AB | Horn (BLACK)                      |          | 1    |   |
|       | 7   | 772.5.008.1A  | Screw                             |          | 1    |   |
|       | 8   | 772.5.023.1A  | Screw                             |          | 2    |   |
|       | 9   | 771.5.025.2B  | Screw                             |          | 4    |   |
|       | 10  | 285.4.003.1A  | Coil                              |          | 2    |   |
|       | 11  | 0000.44099    | Spacer                            |          | 4    |   |
|       | 12  | 829.1.096.1A  | Holder                            |          | 2    |   |
|       | 13  | 0797.72.068   | Vibration damper pad              |          | 4    |   |
|       | 14  | 671.1.013.1A  | Horizontal head spark plug wiring |          | 1    |   |
|       | 15  | 827.1.178.1A  | Plate                             |          | 1    |   |
|       | 16  | 8000.56359    | Washer                            |          | 4    |   |
|       | 17  | 772.5.024.1A  | Screw                             |          | 4    |   |
|       | 18  | 540.4.011.1C  | Regulator                         |          | 1    |   |
|       | 19  | 8000.66526    | Connector                         |          | 1    |   |
|       | 20  | 0000.66527    | End section                       |          | 4    |   |
|       | 21  | 670.4.008.1A  | Spark plug                        |          | 2    |   |
|       | 22  | 246.1.057.1B  | Cover                             |          | 1    |   |
|       | 23  | 433.1.257.1A  | Sticker schema fusibili           |          | 1    |   |
|       | 24  | 779.1.088.1A  | Screw                             |          | 2    |   |
|       | 25  | 821.1.054.1A  | Pin                               |          | 2    |   |
|       | 26  | 389.4.006.1A  | Fuse 3A                           |          | 1    |   |
|       | 26  | 389.4.007.1A  | Fuse 7.5A                         |          | 3    |   |

CATALOGUE No: 915.1.061.1E  
ISSUED: 05 - 01

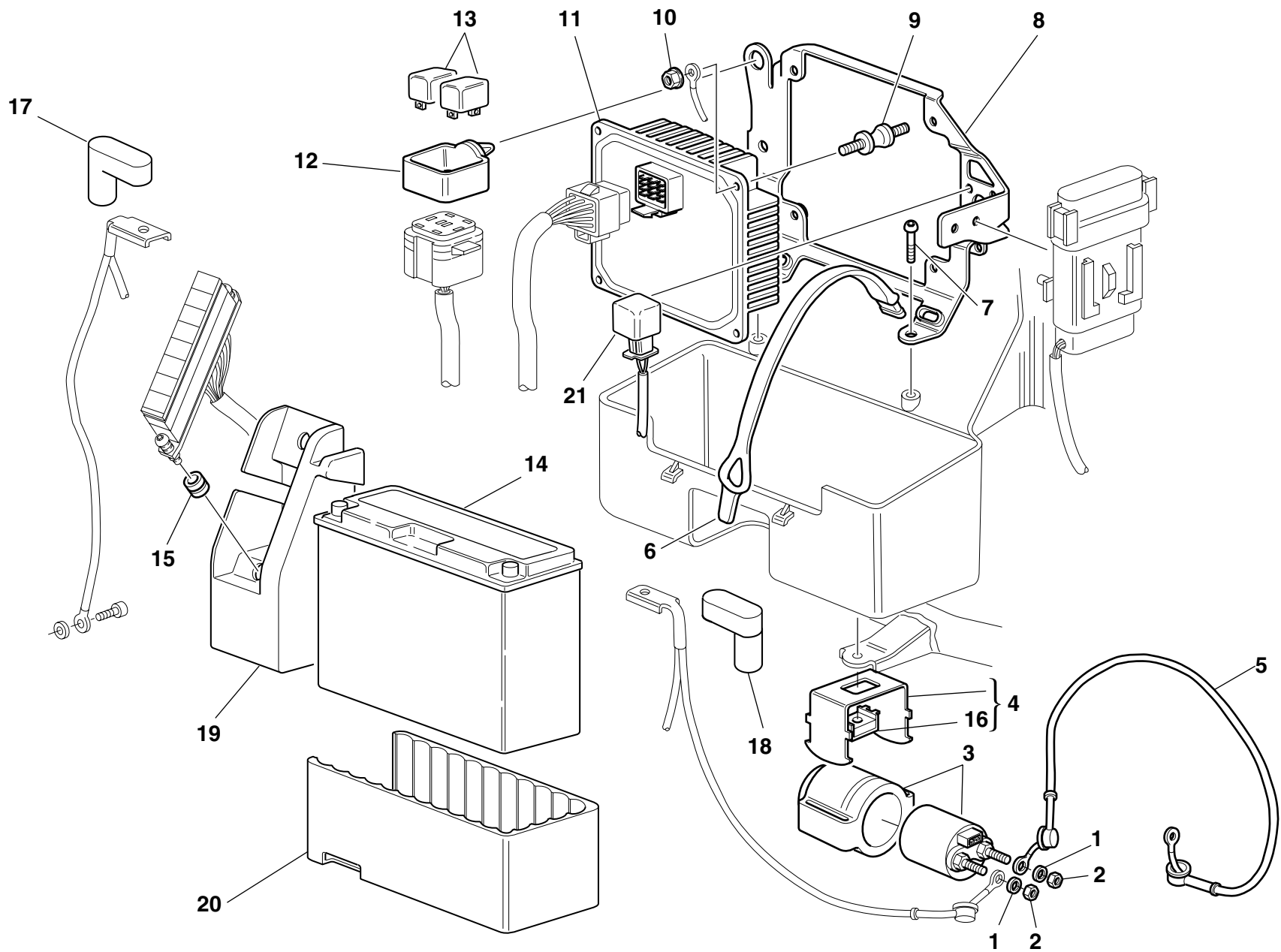
| NOTES | NO. | CODE NO.     | DESCRIPTION | VALIDITY | Q.TY |  |
|-------|-----|--------------|-------------|----------|------|---|
|       | 26  | 389.4.008.1A | Fuse 15A    |          | 1    |   |
|       | 26  | 389.4.010.1A | Fuse 30A    |          | 1    |   |
|       | 26  | 389.4.013.1A | Fuse 20A    |          | 1    |   |
|       | 26  | 389.4.015.1A | Fuse 5A     |          | 1    |   |
|       | 27  | 0691.91.030  | Clamp       |          | 32   |   |

CATALOGUE No: 915.1.061.1E  
ISSUED: 05 - 01

DRAWING

**030**

**BATTERY BOX MOUNT**



DRAWING

030

BATTERY BOX MOUNT

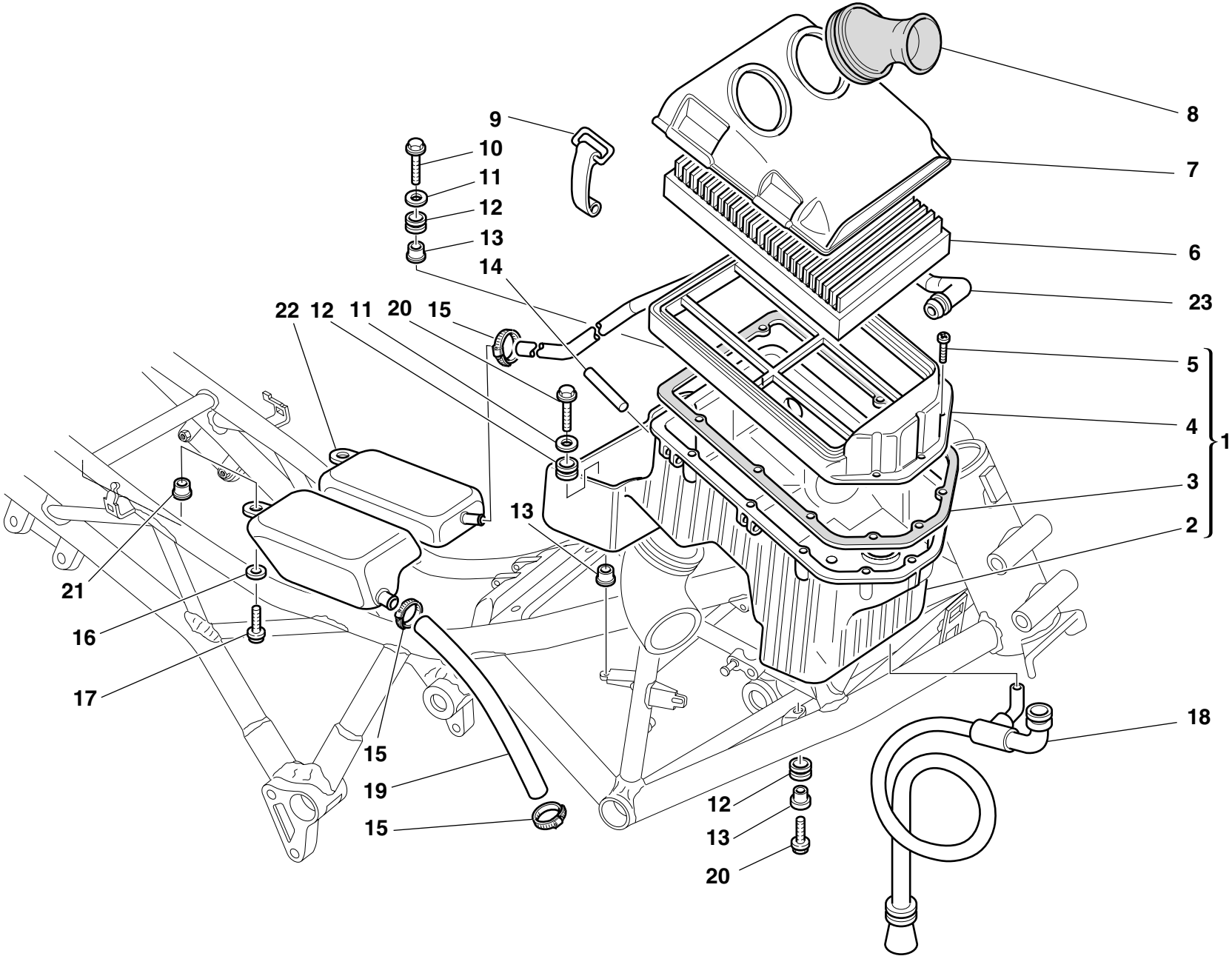
| NOTES | NO. | CODE NO.     | DESCRIPTION                          | VALIDITY | Q.TY |
|-------|-----|--------------|--------------------------------------|----------|------|
|       | 1   | 462.4.037.6A | Spring washer                        |          | 2    |
|       | 2   | 72430.6001   | Nut                                  |          | 2    |
|       | 3   | 397.4.001.1A | Remote switch                        |          | 1    |
|       | 4   | 829.2.234.1A | Plate                                |          | 1    |
|       | 5   | 514.1.025.1A | Solenoid starter-starter motor cable |          | 1    |
|       | 6   | 759.1.017.1A | Spring hook                          |          | 2    |
|       | 7   | 8000.59572   | Screw                                |          | 4    |
|       | 8   | 829.1.230.1B | Plate                                |          | 1    |
|       | 9   | 700.1.026.1A | Vibration damper pad                 |          | 4    |
|       | 10  | 748.4.026.1B | Nut                                  |          | 4    |
|       | 11  | 286.4.022.1B | Injection control unit               |          | 1    |
|       | 12  | 829.1.127.1A | Holder                               |          | 1    |
|       | 13  | 541.4.003.1A | Relay                                |          | 2    |
|       | 14  | 395.4.013.1A | Battery                              |          | 1    |
|       | 15  | 0797.72.068  | Vibration damper pad                 |          | 2    |
|       | 16  | 0960.91.130  | Nut                                  |          | 1    |
|       | 17  | 672.1.023.1A | Terminal cap                         |          | 1    |
|       | 18  | 672.1.024.1A | Terminal cap(BLACK)                  |          | 1    |
|       | 19  | 829.1.287.1A | Battery box mount                    |          | 1    |
|       | 20  | 791.1.052.1A | Pad                                  |          | 1    |
|       | 21  | 538.4.006.1A | Flashing device                      |          | 1    |

| NOTES | NO. | CODE NO. | DESCRIPTION | VALIDITY | Q.TY |
|-------|-----|----------|-------------|----------|------|
|-------|-----|----------|-------------|----------|------|

DRAWING

**031**


AIR INDUCTIO AND OIL VENT



DRAWING

031

AIR INDUCTIO AND OIL VENT

| NOTES | NO. | CODE NO.     | DESCRIPTION        | VALIDITY | Q.TY |  |
|-------|-----|--------------|--------------------|----------|------|---|
|       | 1   | 442.2.041.1B | Air filter box     |          | 1    |   |
|       | 2   | 442.1.042.1B | Lower half-case    |          | 1    |   |
|       | 3   | 788.1.027.1A | Gasket             |          | 1    |   |
|       | 4   | 442.1.007.2A | Upper half-case    |          | 1    |   |
|       | 5   | 774.5.002.1A | Self-tapping screw |          | 12   |   |
|       | 6   | 0370.98.610  | Filter element     |          | 1    |   |
|       | 7   | 246.1.046.1B | Filter case cover  |          | 1    |   |
|       | 8   | 135.1.008.2A | Air funnel         |          | 2    |   |
|       | 9   | 760.1.003.1A | Hook               |          | 4    |   |
|       | 10  | 707006N01    | Screw              |          | 1    |   |
|       | 11  | 852.5.003.1A | Washer             |          | 2    |   |
|       | 12  | 8000.18048   | Rubber pad         |          | 4    |   |
|       | 13  | 713.1.134.1A | Spacer             |          | 4    |   |
|       | 14  | 74223.1045   | Spring pin         |          | 4    |   |
|       | 15  | 741.4.002.1A | Clamp              |          | 3    |   |
|       | 16  | 8000.56359   | Washer             |          | 2    |   |
|       | 17  | 771.5.667.2B | Screw              |          | 2    |   |
|       | 18  | 877.2.045.1A | Exhaust pipe       |          | 1    |   |
|       | 19  | 876.1.047.3A | Breather pipe      |          | 1    |   |
|       | 20  | 779.5.001.1A | Screw              |          | 3    |   |
|       | 21  | 716.1.051.1A | Spacer             |          | 2    |   |
|       | 22  | 585.1.008.2B | Oil breather tank  |          | 1    |   |
|       | 23  | 876.1.071.1A | Breather pipe      |          | 1    |   |

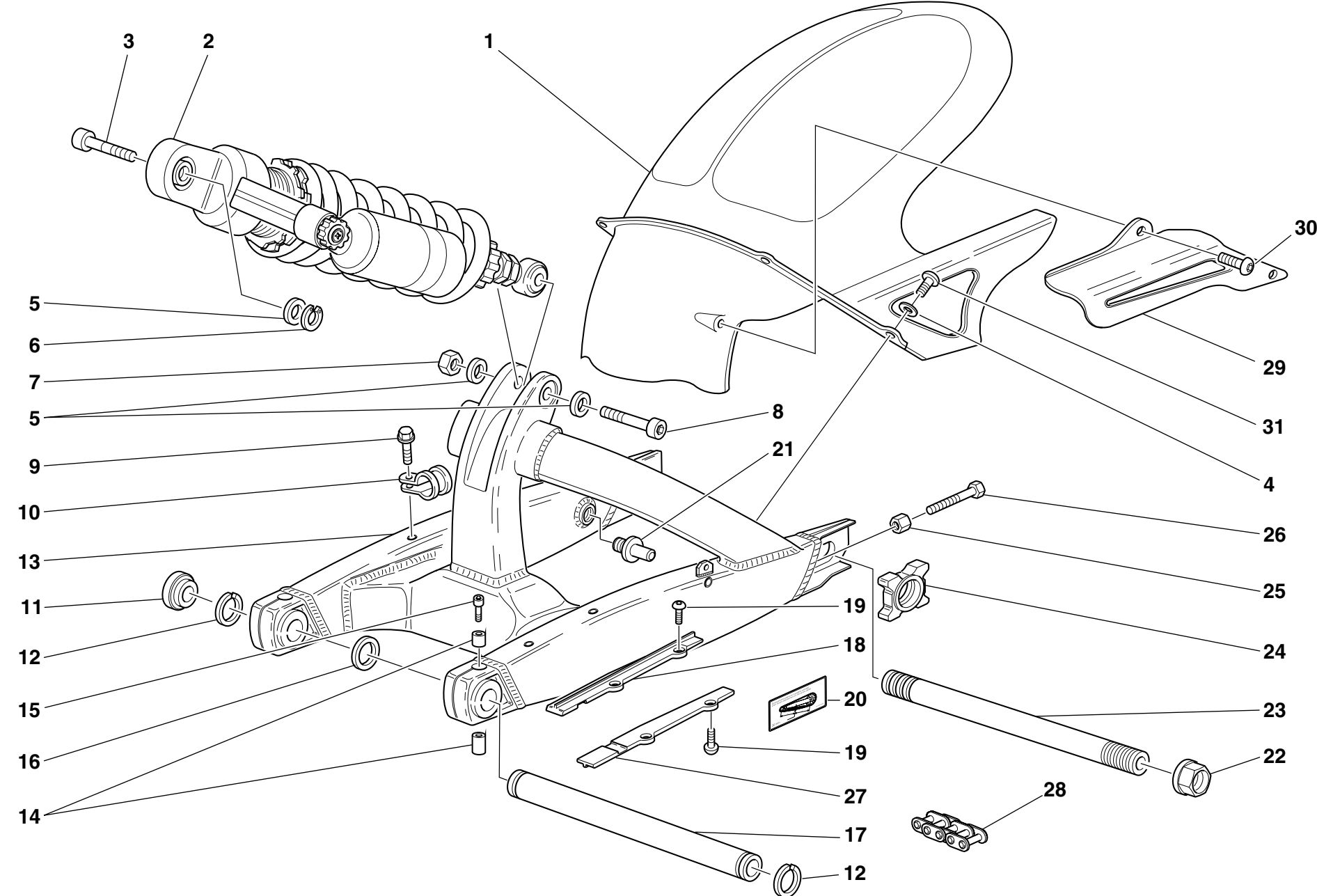
| NOTES | NO. | CODE NO. | DESCRIPTION | VALIDITY | Q.TY |  |
|-------|-----|----------|-------------|----------|------|---|
|-------|-----|----------|-------------|----------|------|---|



DRAWING

**032**

**SWINGARM AND CHAIN**




DRAWING

032

SWINGARM AND CHAIN

| NOTES | NO. | CODE NO.     | DESCRIPTION               | VALIDITY | Q.TY |  |
|-------|-----|--------------|---------------------------|----------|------|---|
|       | 1   | 565.1.029.1A | Rear mudguard             |          | 1    |   |
|       | 2   | 365.2.047.1A | Shock absorber            |          | 1    |   |
|       | 3   | 60N102587    | Screw                     |          | 1    |   |
|       | 4   | 0364.99.710  | Nylon gasket              |          | 4    |   |
|       | 5   | 734310N01    | Washer                    |          | 3    |   |
|       | 6   | 734010N01    | Spring washer             |          | 1    |   |
|       | 7   | 763110N01    | El-stop nut               |          | 1    |   |
|       | 8   | 60N102589    | Screw                     |          | 1    |   |
|       | 9   | 8A00.67997   | Screw                     |          | 1    |   |
|       | 10  | 741.4.062.1A | Clip                      |          | 1    |   |
|       | 11  | 872.1.019.1A | Cap                       |          | 2    |   |
|       | 12  | 884.4.007.1A | Snap ring                 |          | 2    |   |
|       | 13  | 370.1.031.1A | Swingarm                  |          | 1    |   |
|       | 14  | 808.2.004.1A | Pin                       |          | 1    |   |
|       | 15  | 60N102557    | Screw                     |          | 2    |   |
|       | 16  | 852.1.001.1A | Shim th. 1.8              |          | 2    |   |
|       | 16  | 852.1.002.1A | Shim th. 0.2              |          | 3    |   |
|       | 16  | 852.1.003.1A | Shim th. 0.1              |          | 1    |   |
|       | 17  | 369.1.004.1A | Swingarm pivot            |          | 1    |   |
|       | 18  | 447.1.039.1A | Upper chain sliding shoer |          | 1    |   |
|       | 19  | 0370.99.013  | Screw                     |          | 8    |   |
|       | 20  | 433.1.108.1E | Plate                     |          | 1    |   |
|       | 21  | 821.1.033.2B | Locating pin              |          | 1    |   |
|       | 22  | 748.1.008.1B | Nut                       |          | 2    |   |
|       | 23  | 819.1.009.1A | Rear wheel spindle        |          | 1    |   |
|       | 24  | 373.1.034.1A | Sliding shoe              |          | 2    |   |
|       | 25  | 750.1.046.1A | Nut                       |          | 2    |   |

CATALOGUE No: 915.1.061.1E  
ISSUED: 05 - 01

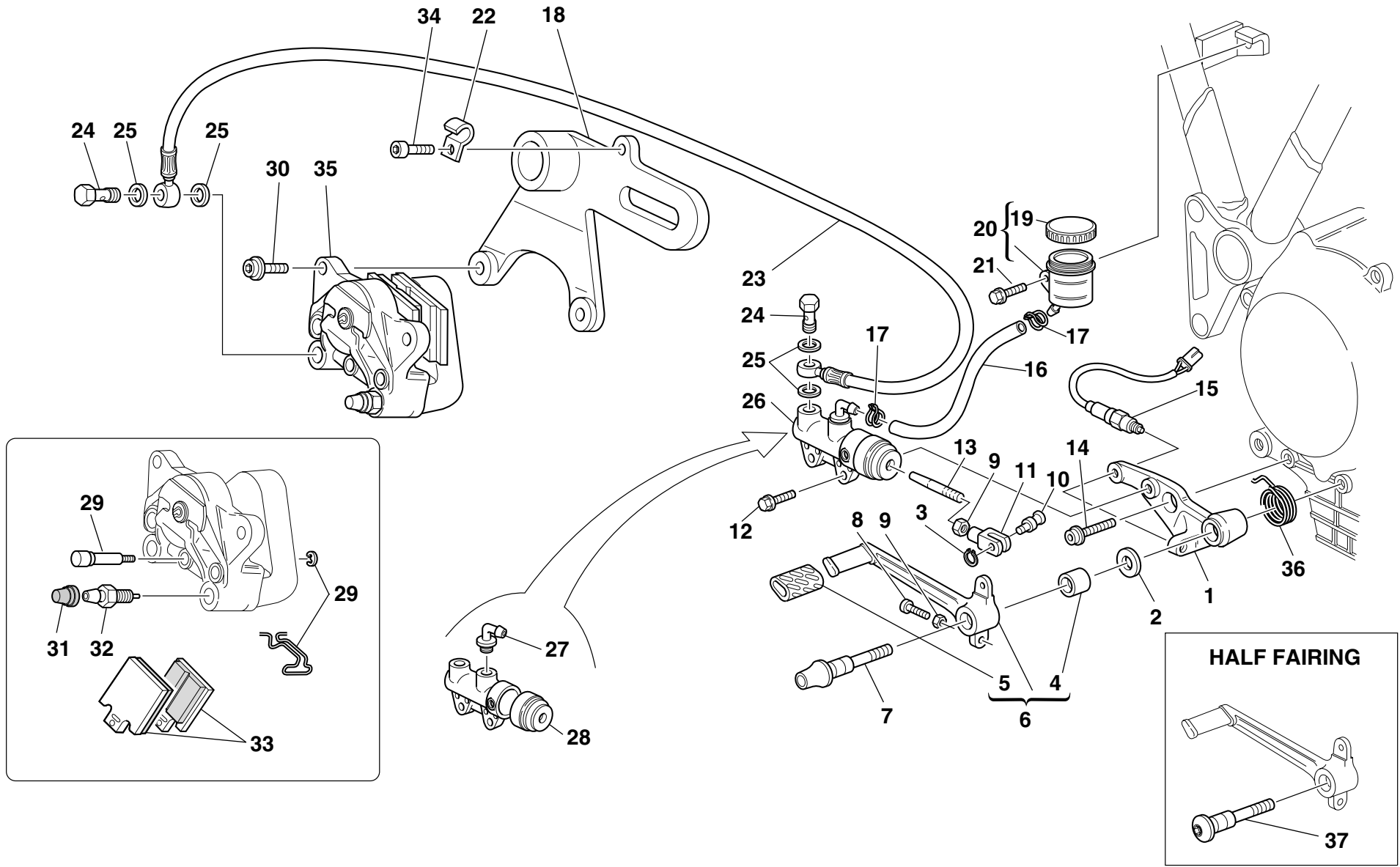
| NOTES | NO. | CODE NO.     | DESCRIPTION              | VALIDITY | Q.TY |  |
|-------|-----|--------------|--------------------------|----------|------|---|
|       | 26  | 779.1.057.1B | Screw                    |          | 2    |   |
|       | 27  | 447.1.040.1A | Lower chain sliding shoe |          | 1    |   |
|       | 28  | 676.4.003.3A | Chain (98 Links)         |          | 1    |   |
|       | 29  | 446.1.004.1A | Chain guard              |          | 1    |   |
|       | 30  | 779.1.009.1A | Screw                    |          | 2    |   |
|       | 31  | 779.1.119.2A | Screw                    |          | 4    |   |

CATALOGUE No: 915.1.061.1E  
ISSUED: 05 - 01

DRAWING

**033**


**REAR HYDRAULIC BRAKE**




DRAWING

033

REAR HYDRAULIC BRAKE

| NOTES | NO. | CODE NO.     | DESCRIPTION                     | VALIDITY | Q.TY |  |
|-------|-----|--------------|---------------------------------|----------|------|---|
|       | 1   | 829.1.078.1A | Holder                          |          | 1    |   |
|       | 2   | 852.1.054.1A | Washer                          |          | 1    |   |
|       | 3   | 73500.0624   | Circlip                         |          | 1    |   |
|       | 4   | 8000.59056   | Bush                            |          | 1    |   |
|       | 5   | 764.1.011.2A | Rubber pad                      |          | 1    |   |
|       | 6   | 457.2.008.1A | Brake control lever             |          | 1    |   |
|       | 7   | 821.1.091.1A | Pedal pin                       |          | 1    |   |
|       | 8   | 8000.67981   | Threaded dowel                  |          | 1    |   |
|       | 9   | 60N115062    | Nut                             |          | 2    |   |
|       | 10  | 821.1.096.1A | Pin                             |          | 1    |   |
|       | 11  | 184.1.001.1A | Fork                            |          | 1    |   |
|       | 12  | 772.5.024.1A | Screw                           |          | 2    |   |
|       | 13  | 117.1.025.2A | Adjuster rod                    |          | 1    |   |
|       | 14  | 771.5.431.2B | Screw                           |          | 1    |   |
|       | 15  | 539.4.003.1B | Switch                          |          | 1    |   |
|       | 16  | 877.1.066.1A | Tube                            |          | 1    |   |
|       | 17  | 741.4.043.1A | Clamp                           |          | 2    |   |
|       | 18  | 825.1.018.1A | Caliper holder plate            |          | 1    |   |
|       | 19  | 893.4.005.1A | Cap                             |          | 1    |   |
|       | 20  | 585.4.001.1A | Complete oil tank               |          | 1    |   |
|       | 21  | 772.5.025.1A | Screw                           |          | 1    |   |
|       | 22  | 827.1.087.1B | Plate                           |          | 1    |   |
|       | 23  | 619.4.016.2B | Rear brake line (METAL PLAITED) |          | 1    |   |
|       | 24  | 779.1.058.1A | Special screw                   |          | 2    |   |
|       | 25  | 420.2.001.0A | Gasket th.1                     |          | 4    |   |
|       | 26  | 625.4.006.1A | Rear brake pump                 |          | 1    |   |
|       | 27  | 631.4.008.1A | Spare union                     |          | 1    |   |

CATALOGUE No: 915.1.061.1E  
ISSUED: 05 - 01

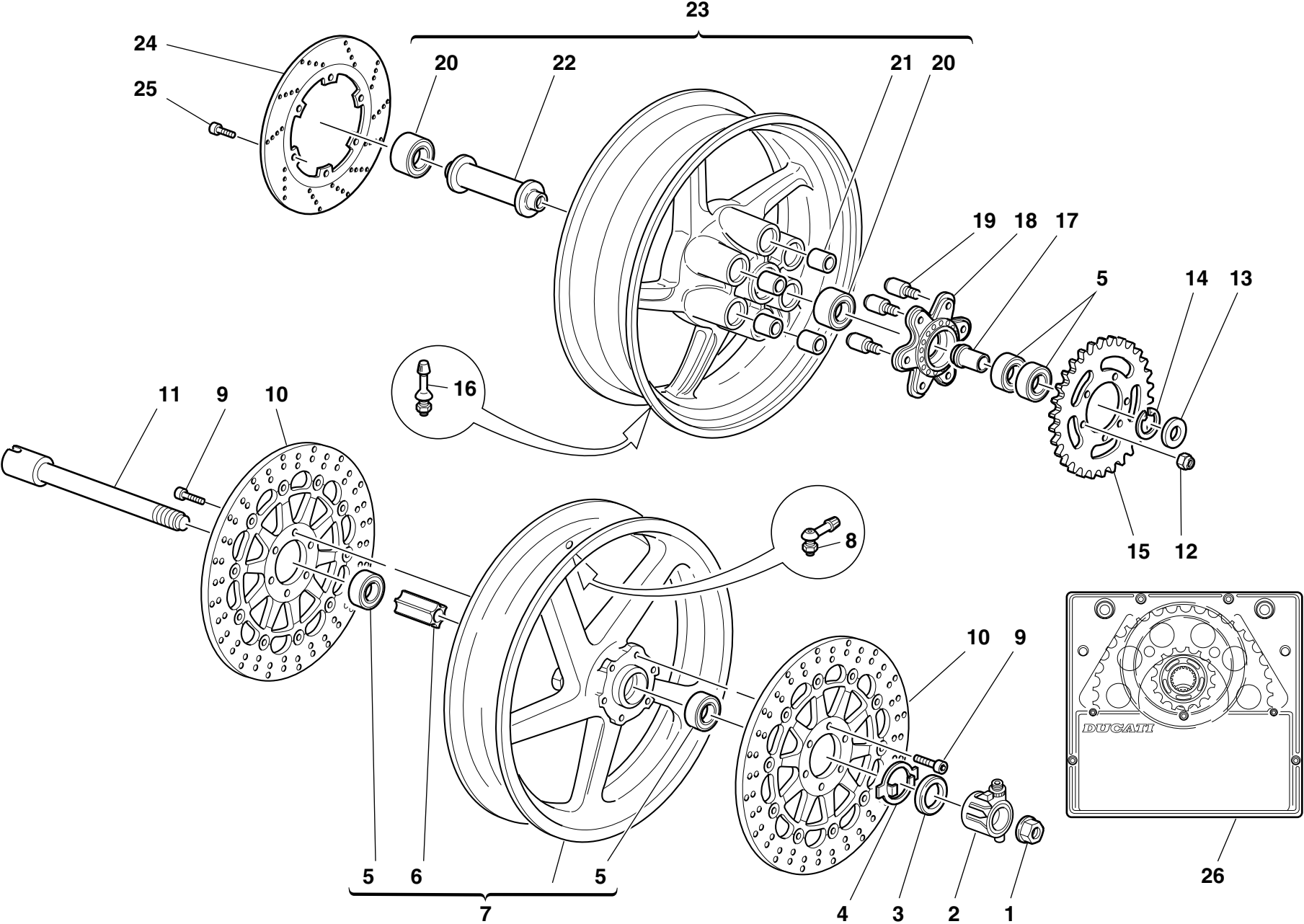
| NOTES | NO. | CODE NO.     | DESCRIPTION           | VALIDITY | Q.TY |  |
|-------|-----|--------------|-----------------------|----------|------|---|
|       | 28  | 626.4.013.1A | Dust cover            |          | 1    |   |
|       | 29  | 612.4.016.1A | Spare pins and spring |          | 1    |   |
|       | 30  | 771.5.723.2B | Screw                 |          | 2    |   |
|       | 31  | 612.4.008.1A | Dust seal             |          | 1    |   |
|       | 32  | 0370.39.780  | Spare bleed union     |          | 2    |   |
|       | 33  | 613.4.021.1A | Pads pair             |          | 1    |   |
|       | 34  | 60N102505    | Screw                 |          | 1    |   |
|       | 35  | 611.4.008.1A | Rear brake caliper    |          | 1    |   |
|       | 36  | 799.1.083.1B | Spring                |          | 1    |   |
|       | 37  | 821.1.052.1A | Pedal pin             |          | 1    |   |

CATALOGUE No: 915.1.061.1E  
ISSUED: 05 - 01

DRAWING

**034**


**WHEELS**



DRAWING

034

WHEELS

| NOTES | NO. | CODE NO.      | DESCRIPTION              | VALIDITY | Q.TY |  |
|-------|-----|---------------|--------------------------|----------|------|---|
|       | 1   | 748.1.014.1B  | Fork nut                 |          | 1    |   |
|       | 2   | 498.1.009.1A  | Speedometer transmission |          | 1    |   |
|       | 3   | 0000.64471    | Seal ring                |          | 1    |   |
|       | 4   | 8000.62648    | Transmission capstan     |          | 1    |   |
|       | 5   | 75162.2566    | Bearing                  |          | 4    |   |
|       | 6   | 714.1.028.1A  | Inner spacer             |          | 1    |   |
|       | 7   | 501.2.020.1AA | Front rim                |          | 1    |   |
|       | 7   | 501.2.020.1AB | Front wheel rim (RED)    |          | 1    |   |
|       | 8   | 497.2.001.2A  | Valve                    |          | 1    |   |
|       | 9   | 771.5.721.2B  | Screw                    |          | 12   |   |
|       | 10  | 492.4.024.1A  | Brake disc               |          | 2    |   |
|       | 11  | 819.1.017.1A  | Front wheel spindle      |          | 1    |   |
|       | 12  | 748.4.024.1A  | Nut                      |          | 6    |   |
|       | 13  | 713.1.032.1A  | Spacer                   |          | 1    |   |
|       | 14  | 884.4.001.1A  | Snap ring                |          | 1    |   |
|       | 15  | 494.1.005.3A  | Ring gear z=40           |          | 1    |   |
|       | 16  | 0803.77.010   | Valve                    |          | 1    |   |
|       | 17  | 710.1.006.1A  | Bush                     |          | 1    |   |
|       | 18  | 160.1.004.1B  | Rear sprocket flange     |          | 1    |   |
|       | 19  | 821.1.009.1B  | Pin                      |          | 6    |   |
|       | 20  | 75163.3268    | Bearing                  |          | 2    |   |
|       | 21  | 700.1.005.1A  | Vibration damper         |          | 6    |   |
|       | 22  | 714.1.040.1A  | Inner spacer             |          | 1    |   |
|       | 23  | 502.2.045.1A  | Rear wheel rim           |          | 1    |   |
|       | 23  | 502.2.045.1AE | Rear wheel rim (RED)     |          | 1    |   |
|       | 24  | 492.4.003.2A  | Brake disc               |          | 1    |   |
|       | 25  | 771.5.723.2B  | Screw                    |          | 6    |   |

CATALOGUE No: 915.1.061.1E  
ISSUED: 05 - 01

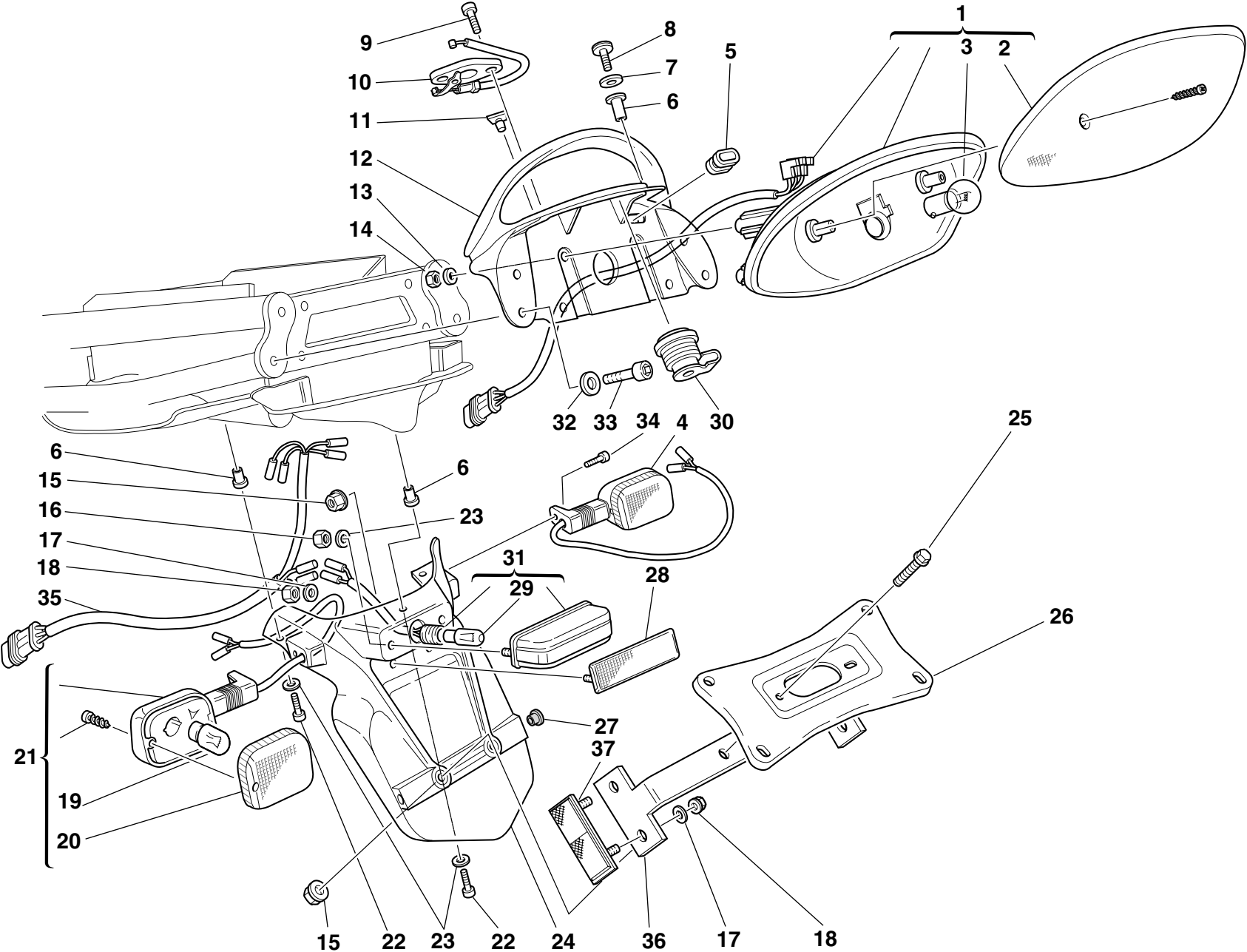
| NOTES | NO. | CODE NO.     | DESCRIPTION     | VALIDITY | Q.TY |  |
|-------|-----|--------------|-----------------|----------|------|---|
|       | 26  | 676.2.032.1A | Final drive kit |          | 1    |   |

CATALOGUE No: 915.1.061.1E  
ISSUED: 05 - 01

DRAWING

**035**

**NUMBER PLATE HOLDER**




DRAWING

035

NUMBER PLATE HOLDER

| NOTES | NO. | CODE NO.      | DESCRIPTION              | VALIDITY | Q.TY |  |
|-------|-----|---------------|--------------------------|----------|------|---|
|       | 1   | 525.4.014.1A  | Tail lamp                |          | 1    |   |
|       | 2   | 532.4.003.1A  | Lens                     |          | 1    |   |
|       | 3   | 390.4.003.1A  | Two-light bulb 12V 5/21W |          | 1    |   |
|       | 4   | 8000.74504    | Turn indicator           |          | 1    |   |
|       | 5   | 829.1.231.1A  | Fairlead rubber ring     |          | 1    |   |
|       | 6   | 8000.63150    | Insert                   |          | 7    |   |
|       | 7   | 8000.63161    | Washer                   |          | 2    |   |
|       | 8   | 8000.65535    | Screw                    |          | 2    |   |
|       | 9   | 777.5.038.2B  | Screw                    |          | 2    |   |
|       | 10  | 732.2.009.1A  | Seat lock                |          | 1    |   |
|       | 11  | 866.1.036.1A  | Rubber pad               |          | 2    |   |
|       | 12  | 806.1.014.0A  | Handle (unpainted)       |          | 1    |   |
|       | 12  | 806.1.014.1AA | Red handle               |          | 1    |   |
|       | 12  | 806.1.014.1AB | Yellow handle            |          | 1    |   |
|       | 12  | 806.1.014.1AG | Grey handle senna        |          | 1    |   |
|       | 13  | 734305N01     | Washer                   |          | 4    |   |
|       | 14  | 749.5.002.1A  | El-stop nut              |          | 4    |   |
|       | 15  | 0000.44240    | Nut                      |          | 4    |   |
|       | 16  | 8000.56443    | Nut                      |          | 2    |   |
|       | 17  | 852.5.001.1A  | Washer                   |          | 6    |   |
|       | 18  | 749.5.001.1A  | Nut                      |          | 6    |   |
|       | 19  | 8000.36726    | Bulb                     |          | 2    |   |
|       | 20  | 532.4.001.1A  | Cup                      |          | 2    |   |
|       | 21  | 8000.74505    | Turn indicator           |          | 1    |   |
|       | 22  | 771.5.043.2B  | Screw                    |          | 5    |   |
|       | 23  | 60N115548     | Washer                   |          | 7    |   |
|       | 24  | 561.1.013.2A  | Number plate holder      |          | 1    |   |

CATALOGUE No: 915.1.061.1E  
ISSUED: 05 - 01

| NOTES | NO. | CODE NO.      | DESCRIPTION       | VALIDITY | Q.TY |  |
|-------|-----|---------------|-------------------|----------|------|---|
|       | 25  | 772.5.024.1A  | Screw             |          | 2    |   |
|       | 26  | 561.1.019.1A  | Plate             |          | 1    |   |
|       | 27  | 417.7.007.1A  | Cap               |          | 2    |   |
|       | 28  | 529.1.006.1A  | Cat's eye         |          | 1    |   |
|       | 29  | 0000.36230    | Bulb              |          | 1    |   |
|       | 30  | 598.2.023.1A  | Seat lock         |          | 1    |   |
|       | 31  | 525.1.004.2A  | Tail lamp         |          | 1    |   |
|       | 32  | 734306N01     | Washer            |          | 4    |   |
|       | 33  | 60N102509     | Screw             |          | 4    |   |
|       | 34  | 771.5.667.2B  | Screw             |          | 2    |   |
|       | 35  | 510.1.121.1A  | Electric wiring   |          | 1    |   |
|       | 36  | 829.1.136.1A  | Holder            |          | 1    |   |
|       | 37  | 529.1.008.1AB | Cat's eye (AMBER) |          | 2    |   |

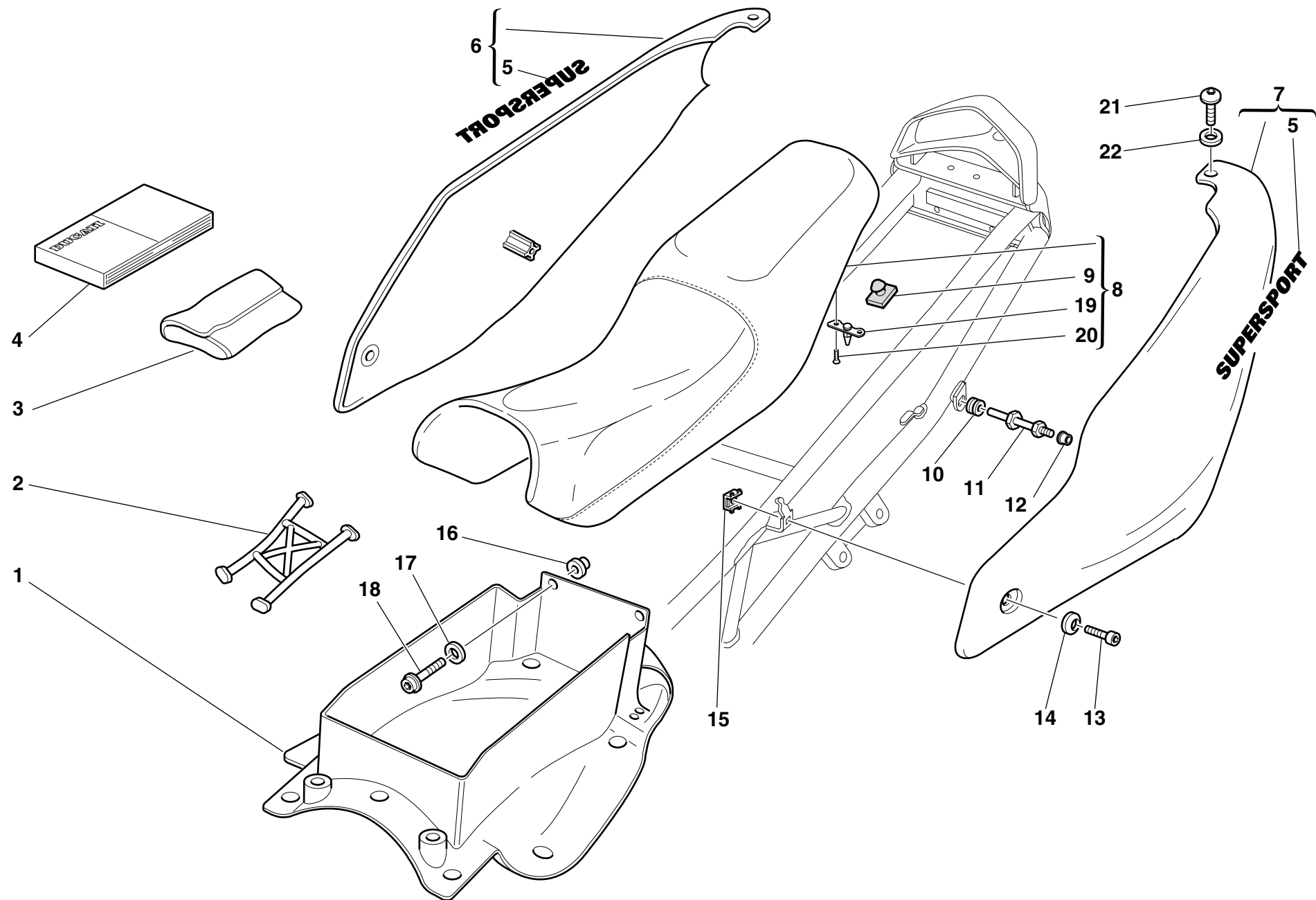
CATALOGUE No: 915.1.061.1E  
ISSUED: 05 - 01



DRAWING

**036**


SEAT



DRAWING


036

SEAT

| NOTES | NO. | CODE NO.      | DESCRIPTION                   | VALIDITY | Q.TY |  |
|-------|-----|---------------|-------------------------------|----------|------|---|
|       | 1   | 559.1.006.1A  | Panel (BLACK)                 |          | 1    |   |
|       | 2   | 0000.61172    | Rubber                        |          | 1    |   |
|       | 3   | 697.2.010.1B  | Tool bag                      |          | 1    |   |
|       | 4   | 913.7.066.1F  | Owner's manual                |          | 1    |   |
|       | 5   | 436.1.030.1AA | Sticker "Supersport" (RED)    |          | 2    |   |
|       | 5   | 436.1.030.1AB | Sticker "Supersport" (YELLOW) |          | 2    |   |
|       | 6   | 482.1.025.1BA | R.H. body panel (RED)         |          | 1    |   |
|       | 6   | 482.1.025.1BB | R.H. body panel (YELLOW)      |          | 1    |   |
|       | 6   | 482.1.025.1BG | R.H. body panel (GREY SENNA)  |          | 1    |   |
|       | 6   | 482.3.025.1A  | R.H. body panel (unpainted)   |          | 1    |   |
|       | 7   | 482.1.026.1BA | L.H. body panel (RED)         |          | 1    |   |
|       | 7   | 482.1.026.1BB | L.H. body panel (YELLOW)      |          | 1    |   |
|       | 7   | 482.1.026.1BG | L.H. body panel (GREY SENNA)  |          | 1    |   |
|       | 7   | 482.3.026.1A  | L.H. body panel (unpainted)   |          | 1    |   |
|       | 8   | 595.1.038.1B  | Seat                          |          | 1    |   |
|       | 9   | 866.1.030.1A  | Rubber pad                    |          | 6    |   |
|       | 10  | 0361.91.730   | Rubber pad                    |          | 2    |   |
|       | 11  | 821.1.089.1A  | Pin                           |          | 2    |   |
|       | 12  | 850.4.010.1A  | Threaded insert               |          | 2    |   |
|       | 13  | 779.5.001.1A  | Screw                         |          | 2    |   |
|       | 14  | 841.1.028.1A  | Retainer                      |          | 2    |   |
|       | 15  | 0960.91.130   | Nut                           |          | 2    |   |
|       | 16  | 716.1.051.1A  | Spacer                        |          | 2    |   |
|       | 17  | 8000.56359    | Washer                        |          | 2    |   |
|       | 18  | 771.5.667.2B  | Screw                         |          | 2    |   |
|       | 19  | 829.2.232.1A  | Holder                        |          | 1    |   |
|       | 20  | 777.5.049.2C  | Screw                         |          | 2    |   |

CATALOGUE No:  
ISSUED:

915.1.061.1E  
05 - 01

| NOTES | NO. | CODE NO.     | DESCRIPTION | VALIDITY | Q.TY |  |
|-------|-----|--------------|-------------|----------|------|---|
|       | 21  | 775.1.011.1A | Screw       |          | 2    |   |
|       | 22  | 8000.63161   | Washer      |          | 2    |   |

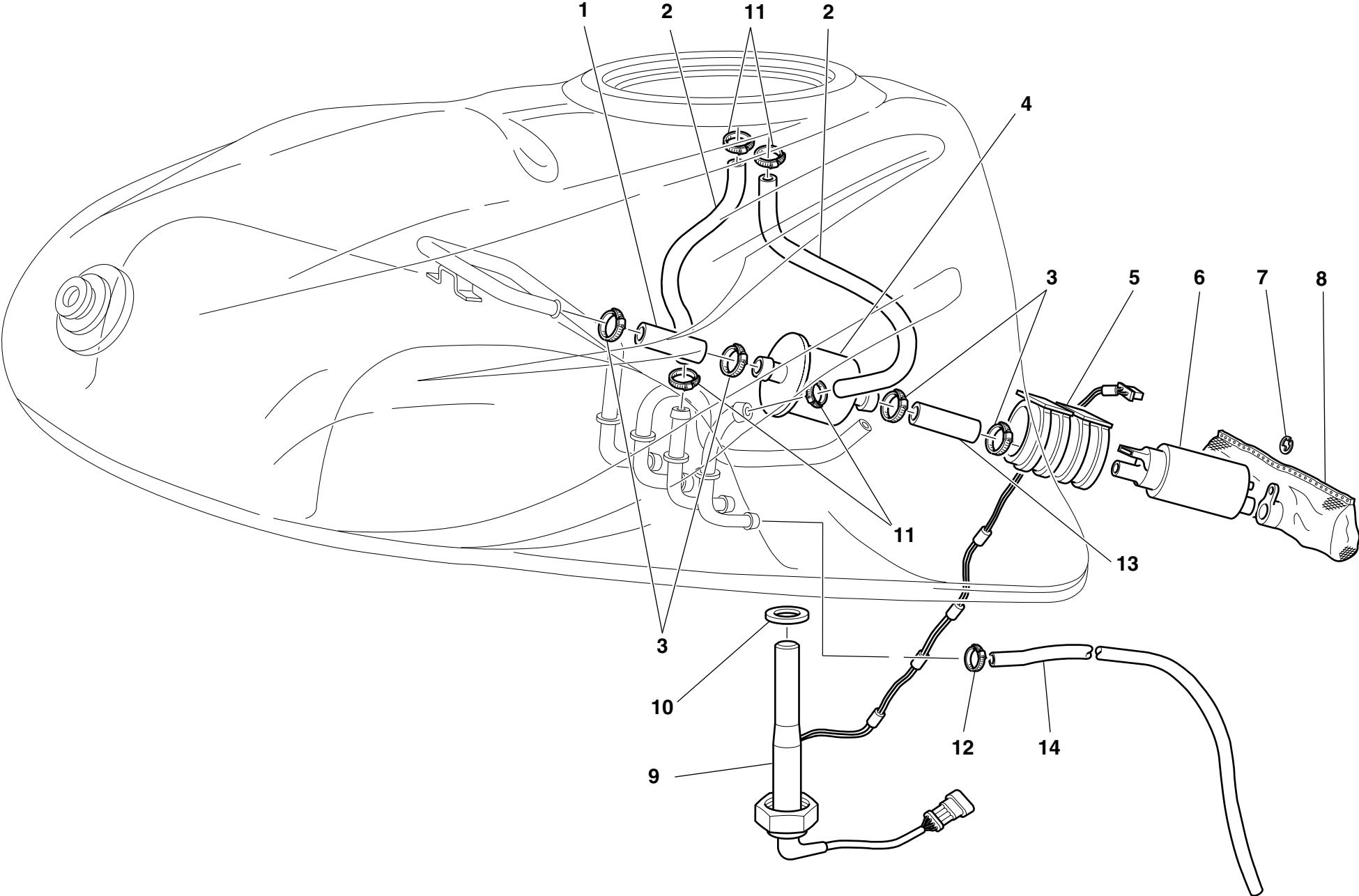
CATALOGUE No:  
ISSUED:

915.1.061.1E  
05 - 01

DRAWING

**037**


FUEL SYSTEM



DRAWING

037

FUEL SYSTEM

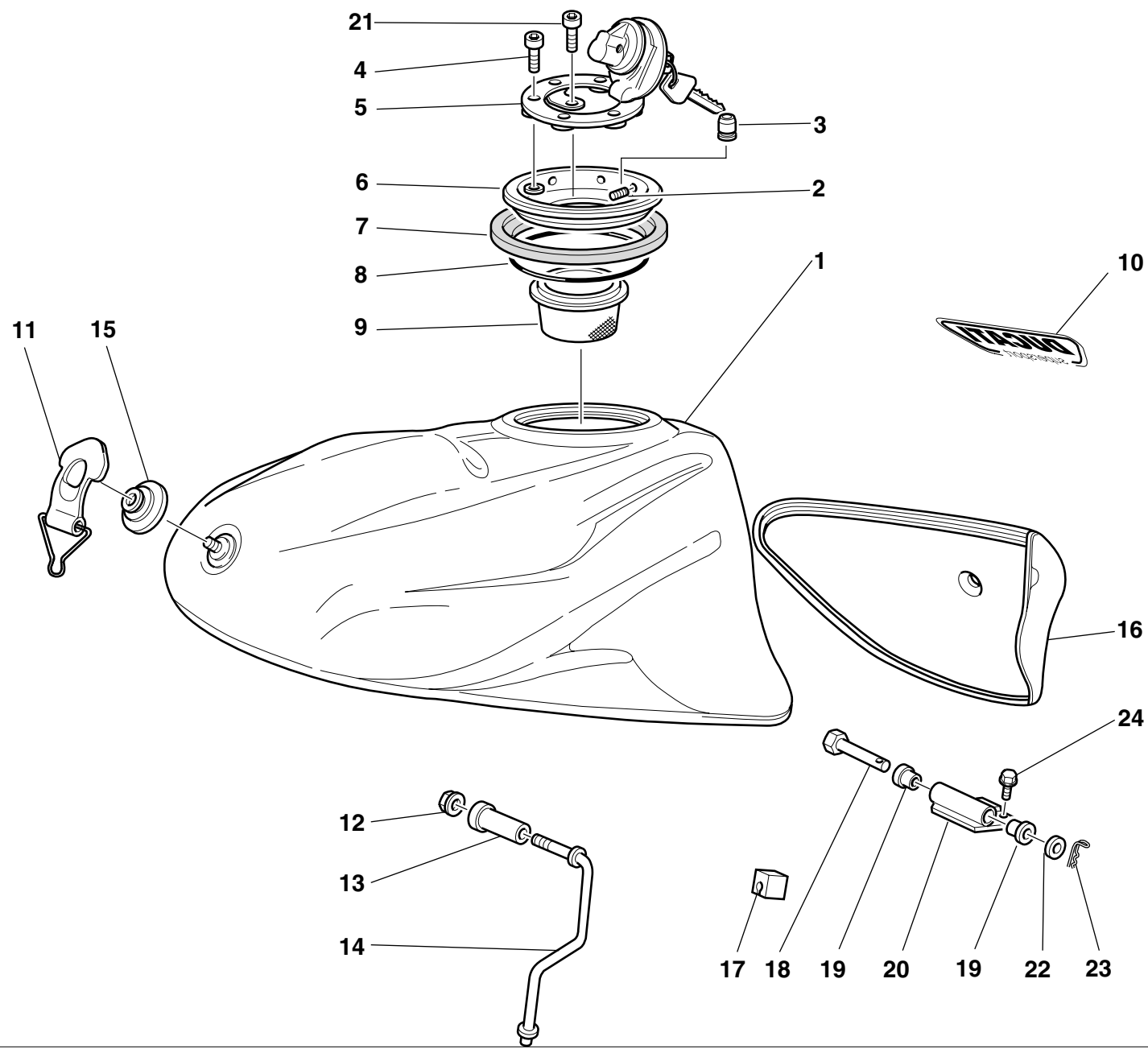
| NOTES | NO. | CODE NO.     | DESCRIPTION      | VALIDITY | Q.TY |  |
|-------|-----|--------------|------------------|----------|------|---|
|       | 1   | 590.1.179.1A | Tube             |          | 1    |   |
|       | 2   | 590.1.027.1A | Tube             |          | 2    |   |
|       | 3   | 741.4.064.1A | Clamp            |          | 4    |   |
|       | 4   | 425.4.004.1B | Fuel filter      |          | 1    |   |
|       | 5   | 829.1.021.2A | Holder           |          | 1    |   |
|       | 6   | 430.4.004.1A | Fuel pump        |          | 1    |   |
|       | 7   | 884.4.012.1A | Circlip          |          | 1    |   |
|       | 8   | 425.4.008.1A | Fuel filter      |          | 1    |   |
|       | 9   | 592.1.005.2B | Low fuel sensor  |          | 1    |   |
|       | 10  | 789.1.001.1A | Gasket           |          | 1    |   |
|       | 11  | 741.4.008.2A | Clamp            |          | 4    |   |
|       | 12  | 741.4.066.1A | Clamp            |          | 2    |   |
|       | 13  | 590.1.056.3A | Filter/pump pipe |          | 1    |   |
|       | 14  | 590.1.101.1B | Exhaust pipe     |          | 1    |   |

| NOTES | NO. | CODE NO. | DESCRIPTION | VALIDITY | Q.TY |  |
|-------|-----|----------|-------------|----------|------|---|
|-------|-----|----------|-------------|----------|------|---|

DRAWING

**038**


**FUEL TANK**




DRAWING

038

FUEL TANK

| NOTES | NO. | CODE NO.      | DESCRIPTION               | VALIDITY | Q.TY |  |
|-------|-----|---------------|---------------------------|----------|------|---|
|       | 1   | 586.1.030.1DA | Fuel tank (RED)           |          | 1    |   |
|       | 1   | 586.1.030.1DB | Fuel tank (YELLOW)        |          | 1    |   |
|       | 1   | 586.1.030.1DG | Fuel tank (GREY SENNA)    |          | 1    |   |
|       | 1   | 586.3.030.3A  | Fuel tank (unpainted)     |          | 1    |   |
|       | 2   | 779.5.007.1A  | Screw                     |          | 8    |   |
|       | 3   | 791.1.039.1A  | Gasket                    |          | 1    |   |
|       | 4   | 771.5.045.7E  | Screw                     |          | 3    |   |
|       | 5   | 895.4.001.2A  | Tank cap                  |          | 1    |   |
|       | 6   | 160.1.013.1B  | Cap                       |          | 1    |   |
|       | 7   | 791.1.015.1A  | Gasket                    |          | 1    |   |
|       | 8   | 886.4.011.1A  | O-Ring                    |          | 1    |   |
|       | 9   | 802.1.005.1A  | Hose                      |          | 1    |   |
|       | 10  | 435.1.030.1AA | Sticker "DUCATI" (RED)    |          | 1    |   |
|       | 10  | 435.1.030.1AB | Sticker "DUCATI" (YELLOW) |          | 1    |   |
|       | 11  | 759.2.016.1A  | Belt                      |          | 1    |   |
|       | 12  | 850.4.012.1A  | Quik fastening            |          | 1    |   |
|       | 13  | 712.1.009.2A  | Bush                      |          | 1    |   |
|       | 14  | 117.1.017.1A  | Rod                       |          | 1    |   |
|       | 15  | 835.1.002.1A  | Knob                      |          | 1    |   |
|       | 16  | 723.1.005.1C  | Cap                       |          | 1    |   |
|       | 17  | 764.1.010.1A  | Rubber pad                |          | 1    |   |
|       | 18  | 821.1.028.2B  | Pin                       |          | 1    |   |
|       | 19  | 712.1.013.3A  | Bush                      |          | 2    |   |
|       | 20  | 827.2.134.1A  | Plate                     |          | 1    |   |
|       | 21  | 771.5.040.2B  | Screw                     |          | 1    |   |
|       | 22  | 80C0.05893    | Shim                      |          | 2    |   |
|       | 23  | 8000.62705    | Split pin                 |          | 1    |   |

CATALOGUE No: 915.1.061.1E  
ISSUED: 05 - 01

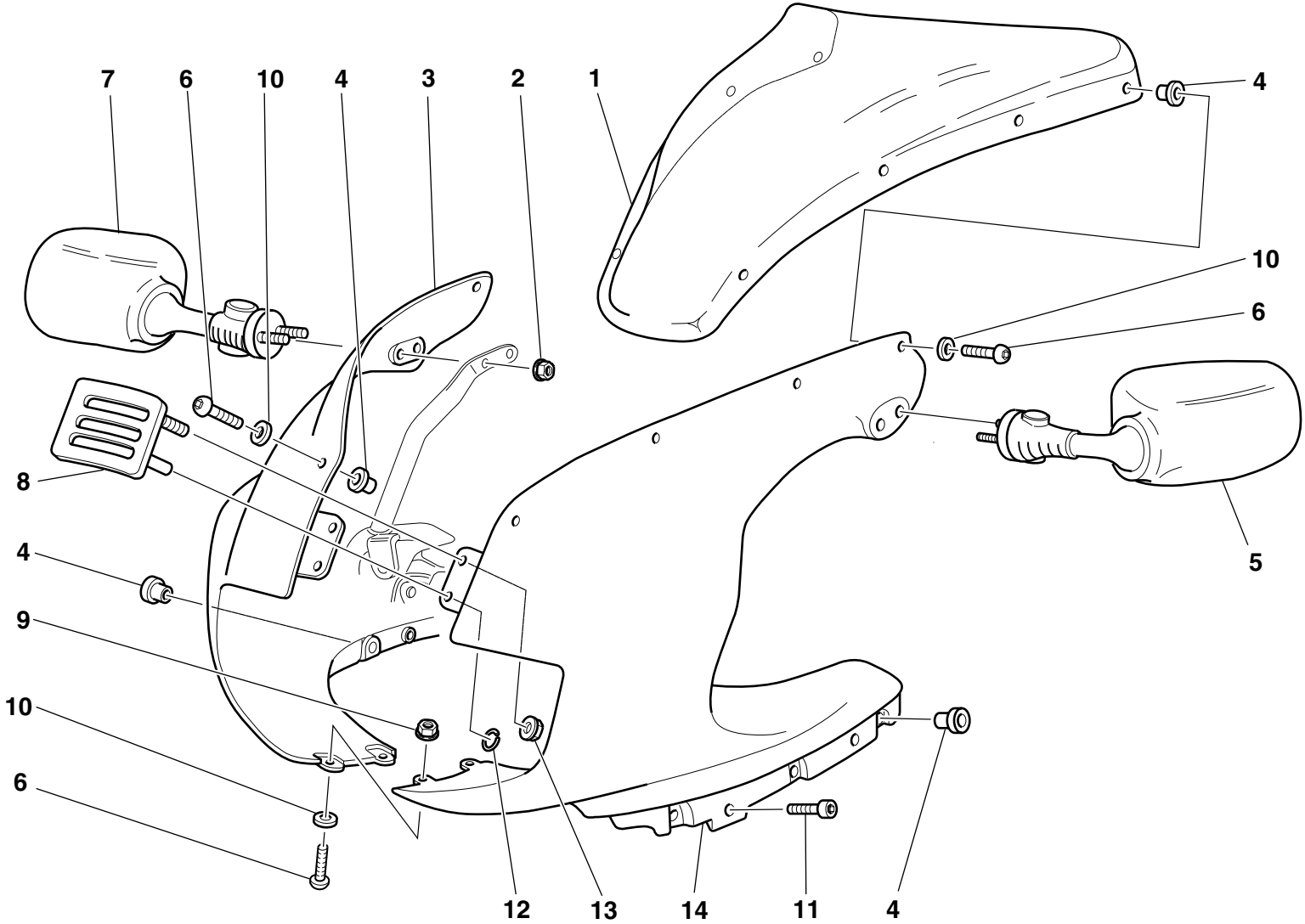
| NOTES | NO. | CODE NO.     | DESCRIPTION | VALIDITY | Q.TY |  |
|-------|-----|--------------|-------------|----------|------|---|
|       | 24  | 772.5.025.1A | Screw       |          | 2    |   |

CATALOGUE No: 915.1.061.1E  
ISSUED: 05 - 01

DRAWING

**039**


**HEADLIGHT FAIRING**



DRAWING

039

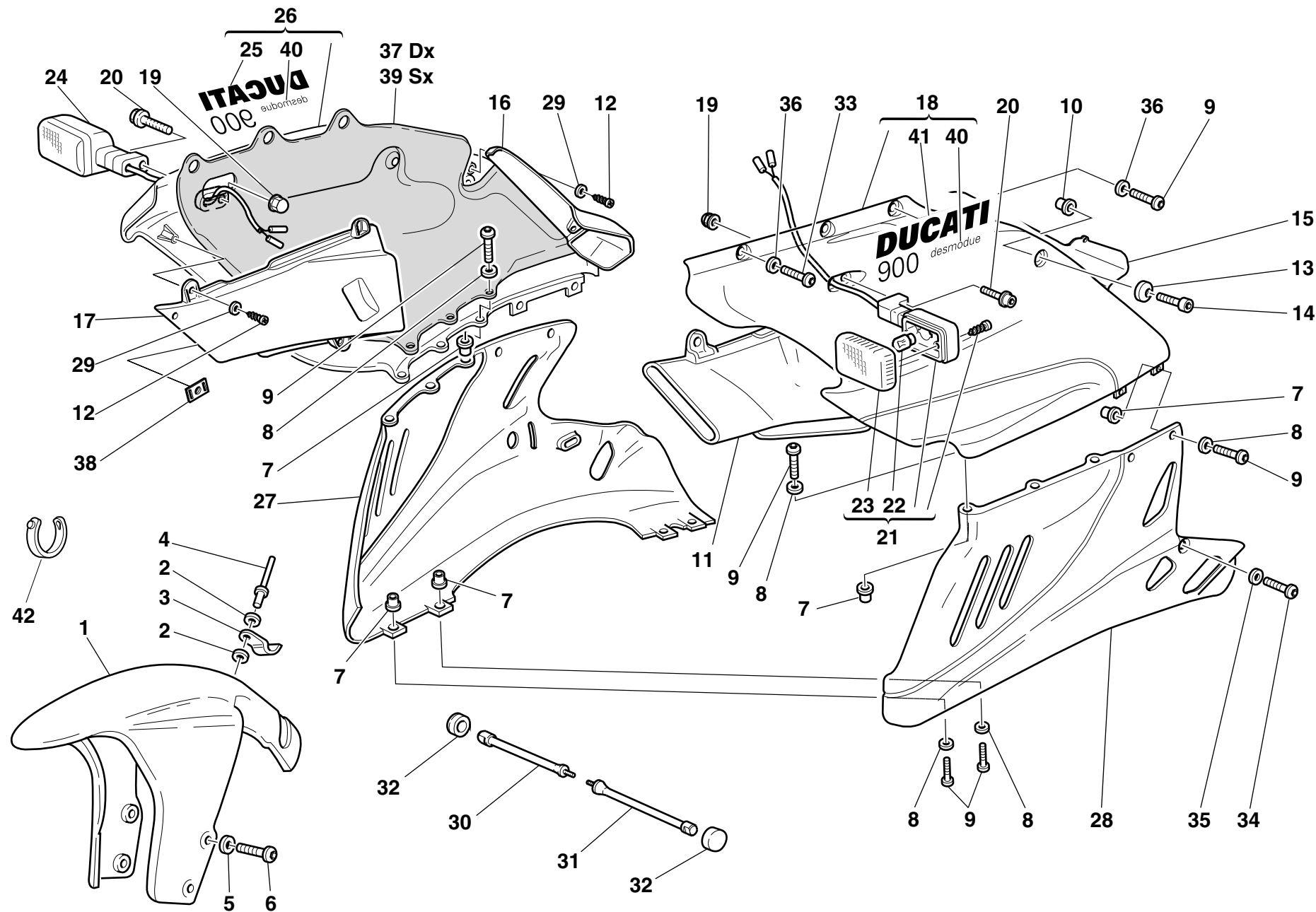
HEADLIGHT FAIRING

| NOTES | NO. | CODE NO.      | DESCRIPTION                              | VALIDITY | Q.TY |  |
|-------|-----|---------------|--|----------|------|---|
|       | 1   | 487.2.018.2A  | Windshield                               |          | 1    |   |
|       | 2   | 8000.44240    | Nut                                      |          | 4    |   |
|       | 3   | 481.1.019.1AA | Half-Headlight fairing R.H.(RED)         |          | 1    |   |
|       | 3   | 481.1.019.1AB | Half-Headlight fairing R.H. (YELLOW())   |          | 1    |   |
|       | 3   | 481.1.019.1AG | Half-Headlight fairing R.H. (GREY SENNA) |          | 1    |   |
|       | 3   | 481.3.019.1A  | Half-Headlight fairing R.H. (unpainted)  |          | 1    |   |
|       | 4   | 0000.63150    | Insert                                   |          | 14   |   |
|       | 5   | 523.4.011.1A  | L.H. rear-view mirror                    |          | 1    |   |
|       | 6   | 779.1.088.1A  | Screw                                    |          | 10   |   |
|       | 7   | 523.4.010.1A  | R.H. rear-view mirror                    |          | 1    |   |
|       | 8   | 247.1.112.1B  | Cover                                    |          | 1    |   |
|       | 9   | 8000.56443    | Nut                                      |          | 2    |   |
|       | 10  | 0000.63161    | Washer                                   |          | 10   |   |
|       | 11  | 779.5.010.1A  | Screw                                    |          | 4    |   |
|       | 12  | 850.4.037.1A  | Quik fastening                           |          | 2    |   |
|       | 13  | 748.4.026.1B  | Nut                                      |          | 2    |   |
|       | 14  | 481.1.020.1AA | Half-Headlight fairing L.H.(RED)         |          | 1    |   |
|       | 14  | 481.1.020.1AB | Half-Headlight fairing R.H. (YELLOW())   |          | 1    |   |
|       | 14  | 481.1.020.1AG | Half-Headlight fairing L.H. (GREY SENNA) |          | 1    |   |
|       | 14  | 481.3.020.1A  | Half-Headlight fairing L.H. (unpainted)  |          | 1    |   |

| NOTES | NO. | CODE NO. | DESCRIPTION | VALIDITY | Q.TY |  |
|-------|-----|----------|-------------|----------|------|---|
|-------|-----|----------|-------------|----------|------|---|




DRAWING **040** FAIRING




DRAWING

040

FAIRING

| NOTES | NO. | CODE NO.      | DESCRIPTION                         | VALIDITY | Q.TY |  |
|-------|-----|---------------|-------------------------------------|----------|------|---|
|       | 1   | 564.1.018.1A  | Front mudguard (RED)                |          | 1    |   |
|       | 1   | 564.1.018.1AB | Front mudguard (YELLOW)             |          | 1    |   |
|       | 1   | 564.1.018.1AE | Front mudguard (GREY SENNA)         |          | 1    |   |
|       | 1   | 564.3.018.1A  | Front mudguard (unpainted)          |          | 1    |   |
|       | 2   | 852.1.075.1A  | Washer                              |          | 2    |   |
|       | 3   | 850.1.003.1A  | Clip                                |          | 1    |   |
|       | 4   | 736.4.013.1B  | Shear rivet                         |          | 1    |   |
|       | 5   | 856.1.042.1A  | Nylon washer                        |          | 4    |   |
|       | 6   | 772.5.023.1A  | Screw                               |          | 4    |   |
|       | 7   | 8000.63150    | Insert                              |          | 18   |   |
|       | 8   | 8000.63161    | Washer                              |          | 18   |   |
|       | 9   | 775.1.011.1A  | Screw                               |          | 22   |   |
|       | 10  | 0364.99.020   | Threaded insert                     |          | 2    |   |
|       | 11  | 484.1.033.1A  | L.H. air manifold                   |          | 1    |   |
|       | 12  | 72231.0871    | Screw                               |          | 10   |   |
|       | 13  | 841.1.028.1A  | Retainer                            |          | 2    |   |
|       | 14  | 779.5.001.1A  | Screw                               |          | 2    |   |
|       | 15  | 484.1.036.1A  | L.H. Air deflector                  |          | 1    |   |
|       | 16  | 484.1.035.1A  | R.H. air deflector                  |          | 1    |   |
|       | 17  | 484.1.032.1A  | R.H. air manifold                   |          | 1    |   |
|       | 18  | 480.1.082.1BA | L.H. upper half-fairing (RED)       |          | 1    |   |
|       | 18  | 480.1.082.1BB | L.H. upper half-fairing (YELLOW)    |          | 1    |   |
|       | 18  | 480.1.082.1BG | L.H. upper half-fairing(GREY SENNA) |          | 1    |   |
|       | 18  | 480.3.082.1B  | L.H. upper half-fairing (unpainted) |          | 1    |   |
|       | 19  | 8000.44240    | Nut                                 |          | 2    |   |
|       | 20  | 771.5.667.2B  | Screw                               |          | 2    |   |
|       | 21  | 8000.74504    | Turn indicator                      |          | 1    |   |

CATALOGUE No: 915.1.061.1E  
ISSUED: 05 - 01

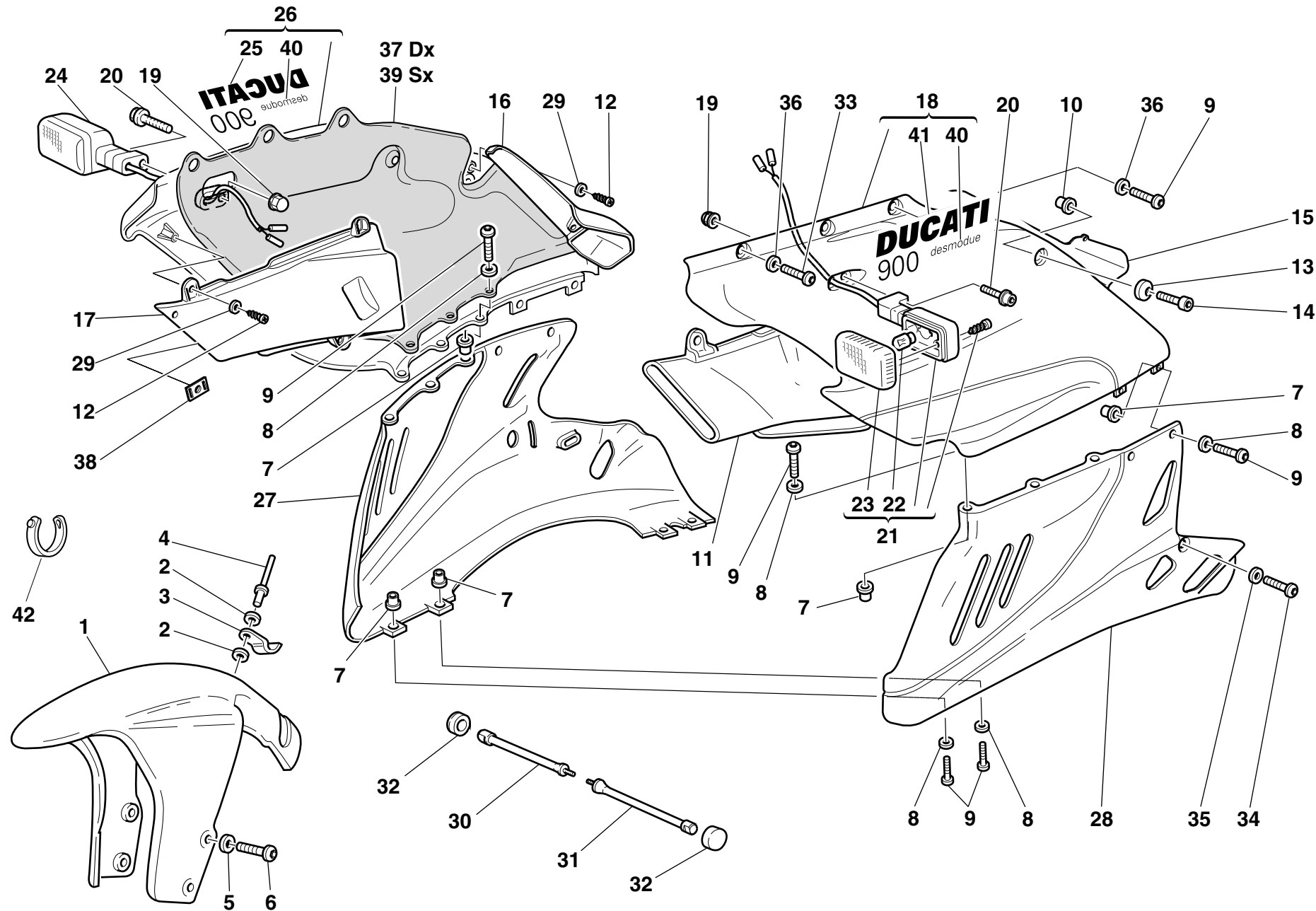
| NOTES | NO. | CODE NO.      | DESCRIPTION                          | VALIDITY | Q.TY |  |
|-------|-----|---------------|--------------------------------------|----------|------|---|
|       | 22  | 8000.36726    | Bulb                                 |          | 2    |   |
|       | 23  | 532.4.001.1A  | Cup                                  |          | 2    |   |
|       | 24  | 8000.74505    | Turn indicator                       |          | 1    |   |
|       | 25  | 437.1.105.1AA | Sticker "DUCATI900" (RED)            |          | 1    |   |
|       | 25  | 437.1.105.1AB | Sticker"DUCATI900" (YELLOW)          |          | 1    |   |
|       | 26  | 480.1.081.1BA | R.H. upper half-fairing (RED)        |          | 1    |   |
|       | 26  | 480.1.081.1BB | R.H. upper half-fairing (YELLOW)     |          | 1    |   |
|       | 26  | 480.1.081.1BG | R.H. upper half-fairing (GREY SENNA) |          | 1    |   |
|       | 26  | 480.3.081.1A  | R.H. upper half-fairing (unpainted)  |          | 1    |   |
|       | 27  | 480.1.083.1AA | R.H. lower half-fairing (RED)        |          | 1    |   |
|       | 27  | 480.1.083.1AB | R.H. lower half-fairing (YELLOW)     |          | 1    |   |
|       | 27  | 480.1.083.1AG | R.H. lower half-fairing (GREY SENNA) |          | 1    |   |
|       | 27  | 480.3.083.1A  | R.H. lower half-fairing (unpainted)  |          | 1    |   |
|       | 28  | 480.1.084.1BA | L.H. lower half-fairing (RED)        |          | 1    |   |
|       | 28  | 480.1.084.1BB | L.H. lower half-fairing (YELLOW)     |          | 1    |   |
|       | 28  | 480.1.084.1BG | L.H. lower half-fairing (GREY SENNA) |          | 1    |   |
|       | 28  | 480.3.084.1A  | L.H. lower half-fairing (unpainted)  |          | 1    |   |
|       | 29  | 852.5.002.1A  | Washer                               |          | 10   |   |
|       | 30  | 684.1.042.1A  | R.H. Stud bolt                       |          | 1    |   |
|       | 31  | 684.1.043.1A  | L.H. stud bolt                       |          | 1    |   |
|       | 32  | 0000.17847    | Rubber hose                          |          | 2    |   |
|       | 33  | 775.1.013.1A  | Screw                                |          | 2    |   |
|       | 34  | 775.1.008.2A  | Screw                                |          | 2    |   |
|       | 35  | 856.1.040.1A  | Nylon washer                         |          | 2    |   |
|       | 36  | 856.4.002.1A  | Washer                               |          | 6    |   |
|       | 37  | 486.1.054.1A  | R.H. side panel                      |          | 1    |   |
|       | 38  | 850.4.039.1A  | Quik fastening                       |          | 2    |   |

CATALOGUE No: 915.1.061.1E  
ISSUED: 05 - 01

DRAWING

**040**


**FAIRING**



DRAWING

040

FAIRING

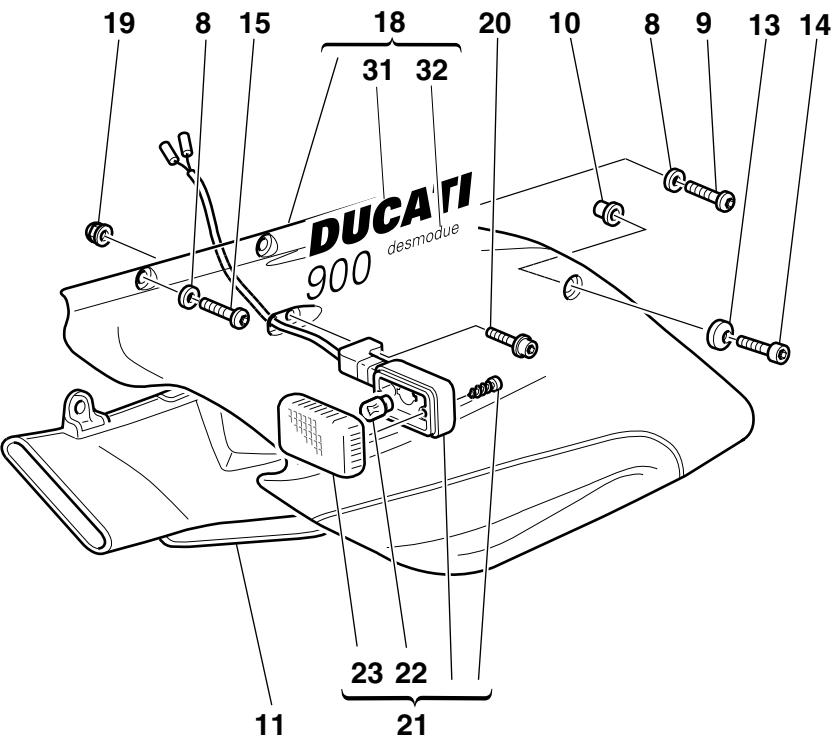
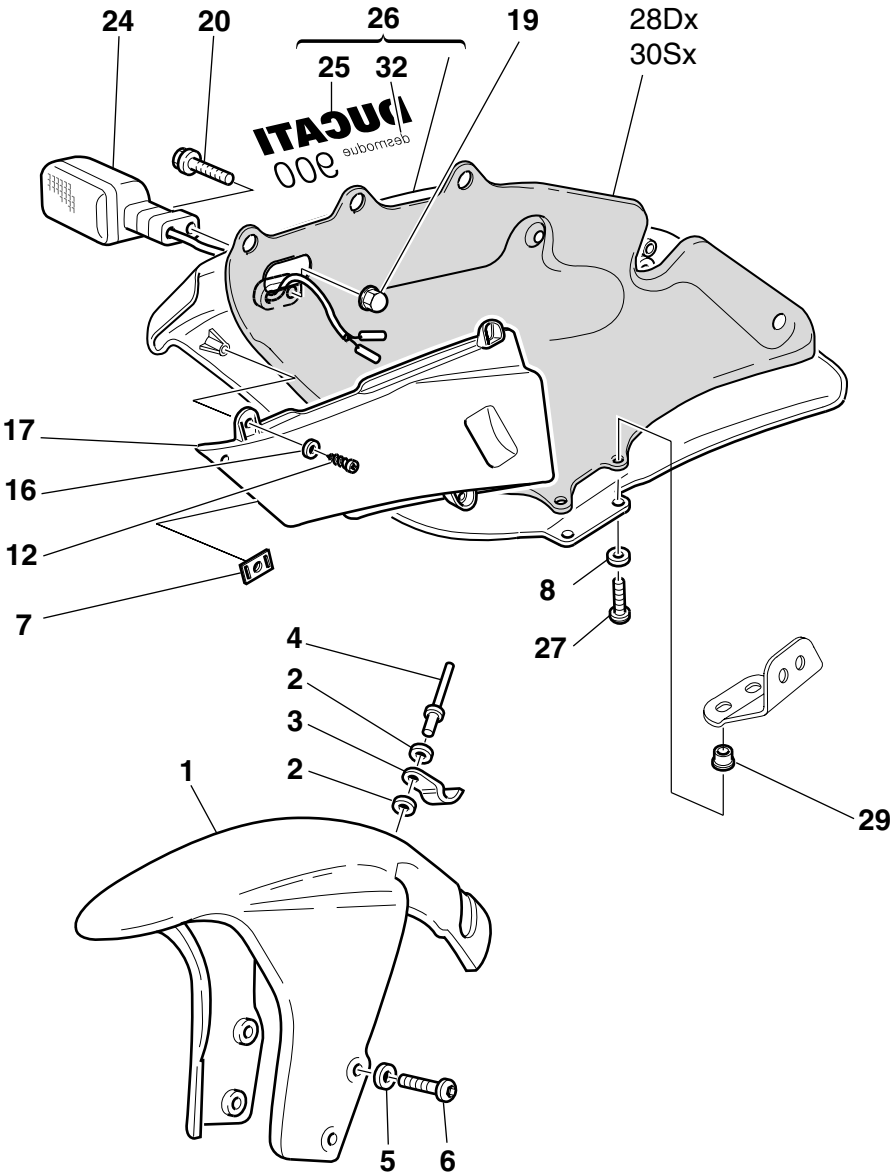
| NOTES | NO. | CODE NO.      | DESCRIPTION                  | VALIDITY | Q.TY |  |
|-------|-----|---------------|------------------------------|----------|------|---|
|       | 39  | 486.1.055.1A  | L.H. side panel              |          | 1    |   |
|       | 40  | 437.1.108.1AA | Sticker "DESMODUE" (RED)     |          | 1    |   |
|       | 40  | 437.1.108.1AB | Sticker "DESMODUE" (YELLOW)  |          | 1    |   |
|       | 41  | 437.1.104.1AA | Sticker "DUCATI900" (RED)    |          | 1    |   |
|       | 41  | 437.1.104.1AB | Sticker "DUCATI900" (YELLOW) |          | 1    |   |
|       | 42  | 741.4.038.1A  | Clamp                        |          | 2    |   |

| NOTES | NO. | CODE NO. | DESCRIPTION | VALIDITY | Q.TY |  |
|-------|-----|----------|-------------|----------|------|---|
|-------|-----|----------|-------------|----------|------|---|

DRAWING

**040.1**

HALF FAIRING



DRAWING

040.1
HALF FAIRING

| NOTES | NO. | CODE NO.      | DESCRIPTION                     | VALIDITY | Q.TY |  |
|-------|-----|---------------|---------------------------------|----------|------|---|
|       | 1   | 564.1.018.1A  | Front mudguard (RED)            |          | 1    |   |
|       | 1   | 564.1.018.1AB | Front mudguard (YELLOW)         |          | 1    |   |
|       | 1   | 564.1.018.1AE | Front mudguard (GREY SENNA)     |          | 1    |   |
|       | 1   | 564.3.018.1A  | Front mudguard (unpainted)      |          | 1    |   |
|       | 2   | 852.1.075.1A  | Washer                          |          | 2    |   |
|       | 3   | 850.1.003.1A  | Clip                            |          | 1    |   |
|       | 4   | 736.4.013.1B  | Shear rivet                     |          | 1    |   |
|       | 5   | 856.1.042.1A  | Nylon washer                    |          | 4    |   |
|       | 6   | 772.5.024.1A  | Screw                           |          | 4    |   |
|       | 7   | 850.4.039.1A  | Quik fastening                  |          | 2    |   |
|       | 8   | 856.4.002.1A  | Washer                          |          | 10   |   |
|       | 9   | 775.1.011.1A  | Screw                           |          | 4    |   |
|       | 10  | 0364.99.020   | Threaded insert                 |          | 2    |   |
|       | 11  | 484.1.033.1A  | L.H. air manifold               |          | 1    |   |
|       | 12  | 72231.0871    | Screw                           |          | 6    |   |
|       | 13  | 841.1.028.1A  | Retainer                        |          | 2    |   |
|       | 14  | 779.5.001.1A  | Screw                           |          | 2    |   |
|       | 15  | 775.1.013.1A  | Screw                           |          | 2    |   |
|       | 16  | 852.5.002.1A  | Washer                          |          | 6    |   |
|       | 17  | 484.1.032.1A  | R.H. air manifold               |          | 1    |   |
|       | 18  | 480.1.086.1BA | L.H. half- fairing (RED)        |          | 1    |   |
|       | 18  | 480.1.086.1BB | L.H. half- fairing (YELLOW)     |          | 1    |   |
|       | 18  | 480.1.086.1BG | L.H. half- fairing (GREY SENNA) |          | 1    |   |
|       | 18  | 480.3.086.1A  | L.H. half-fairing (not painted) |          | 1    |   |
|       | 19  | 8000.44240    | Nut                             |          | 2    |   |
|       | 20  | 771.5.667.2B  | Screw                           |          | 2    |   |
|       | 21  | 8000.74504    | Turn indicator                  |          | 1    |   |

CATALOGUE No: 915.1.061.1E  
ISSUED: 05 - 01

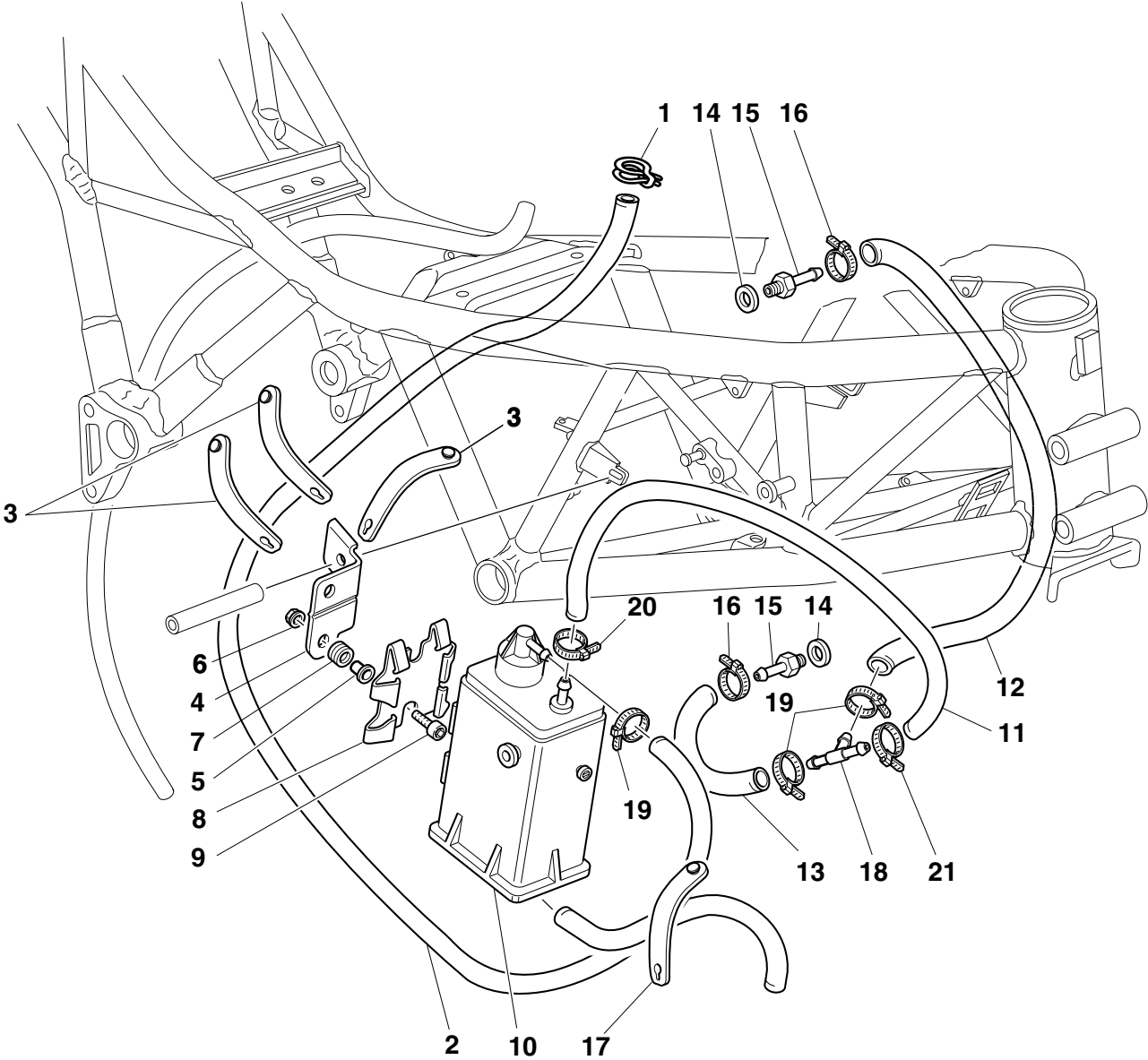
| NOTES | NO. | CODE NO.      | DESCRIPTION                     | VALIDITY | Q.TY |  |
|-------|-----|---------------|---------------------------------|----------|------|---|
|       | 22  | 8000.36726    | Bulb                            |          | 2    |   |
|       | 23  | 532.4.001.1A  | Cup                             |          | 2    |   |
|       | 24  | 8000.74505    | Turn indicator                  |          | 1    |   |
|       | 25  | 437.1.105.1AA | Sticker "DUCATI900" (RED)       |          | 1    |   |
|       | 25  | 437.1.105.1AB | Sticker"DUCATI900" (YELLOW)     |          | 1    |   |
|       | 26  | 480.1.085.1BA | R.H. half-fairing (RED)         |          | 1    |   |
|       | 26  | 480.1.085.1BB | R.H. half-fairing (YELLOW)      |          | 1    |   |
|       | 26  | 480.1.085.1BG | R.H. half-fairing (GREY SENNA)  |          | 1    |   |
|       | 26  | 480.3.085.1A  | R.H. half-fairing (not painted) |          | 1    |   |
|       | 27  | 8BB0.61070    | Screw                           |          | 4    |   |
|       | 28  | 486.1.052.1A  | R.H. side panel                 |          | 1    |   |
|       | 29  | 850.4.038.1A  | Quik fastening                  |          | 4    |   |
|       | 30  | 486.1.053.1A  | L.H. side panel                 |          | 1    |   |
|       | 31  | 437.1.104.1AA | Sticker "DUCATI900" (RED)       |          | 1    |   |
|       | 31  | 437.1.104.1AB | Sticker"DUCATI900" (YELLOW)     |          | 1    |   |
|       | 32  | 437.1.108.1AA | Sticker "DESMODUE" (RED)        |          | 2    |   |
|       | 32  | 437.1.108.1AB | Sticker "DESMODUE" (YELLOW)     |          | 2    |   |

CATALOGUE No: 915.1.061.1E  
ISSUED: 05 - 01

DRAWING

**041**


FUEL INFEED



DRAWING

041

FUEL INFEED

| NOTES | NO. | CODE NO.     | DESCRIPTION      | VALIDITY | Q.TY |  |
|-------|-----|--------------|------------------|----------|------|---|
|       | 1   | 741.4.057.1A | Clamp            |          | 1    |   |
|       | 2   | 590.1.116.1A | Tube             |          | 1    |   |
|       | 3   | 741.1.013.1A | Clamp            |          | 3    |   |
|       | 4   | 827.1.183.1A | Holder           |          | 1    |   |
|       | 5   | 716.1.043.1A | Spacer           |          | 2    |   |
|       | 6   | 0000.44240   | Nut              |          | 2    |   |
|       | 7   | 764.1.029.1A | Rubber pad       |          | 2    |   |
|       | 8   | 827.1.157.1A | Plate            |          | 1    |   |
|       | 9   | 779.5.001.1A | Screw            |          | 2    |   |
|       | 10  | 426.1.007.1A | CANISTER filter  |          | 1    |   |
|       | 11  | 590.1.117.1A | Tube             |          | 1    |   |
|       | 12  | 590.1.171.1A | Tube             |          | 1    |   |
|       | 13  | 590.1.111.1B | Tube             |          | 1    |   |
|       | 14  | 0250.70.223  | Aluminium gasket |          | 2    |   |
|       | 15  | 814.1.091.1B | Union            |          | 2    |   |
|       | 16  | 741.4.001.1A | Clamp            |          | 2    |   |
|       | 17  | 741.1.012.1A | Clamp            |          | 1    |   |
|       | 18  | 0361.98.850  | Shunt valve      |          | 1    |   |
|       | 19  | 741.4.063.1A | Clamp            |          | 3    |   |
|       | 20  | 741.4.058.1A | Clamp            |          | 1    |   |
|       | 21  | 741.4.059.1A | Clamp            |          | 1    |   |

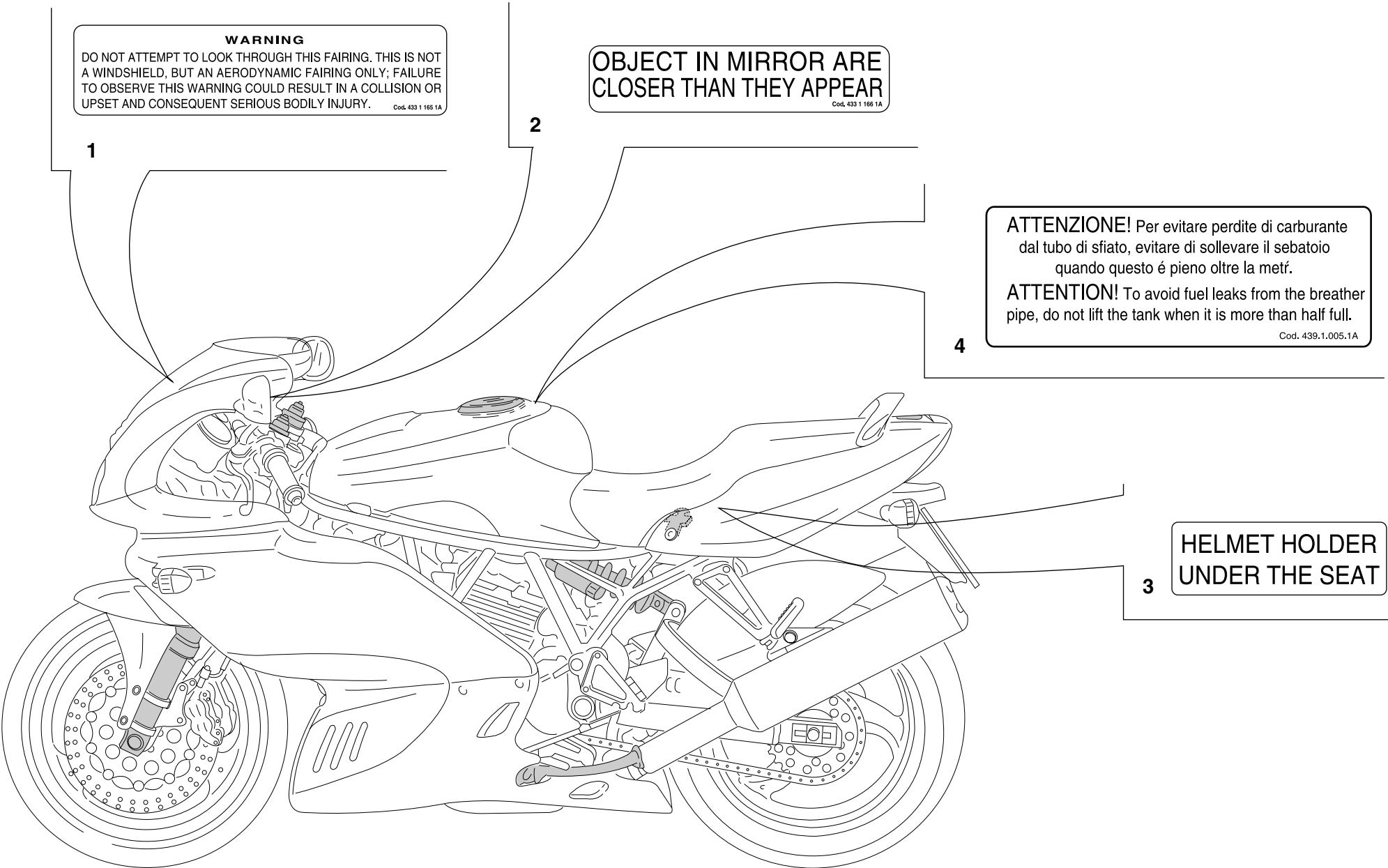
| NOTES | NO. | CODE NO. | DESCRIPTION | VALIDITY | Q.TY |  |
|-------|-----|----------|-------------|----------|------|---|
|-------|-----|----------|-------------|----------|------|---|



DRAWING

**042**


**MARKING PLATES**



DRAWING

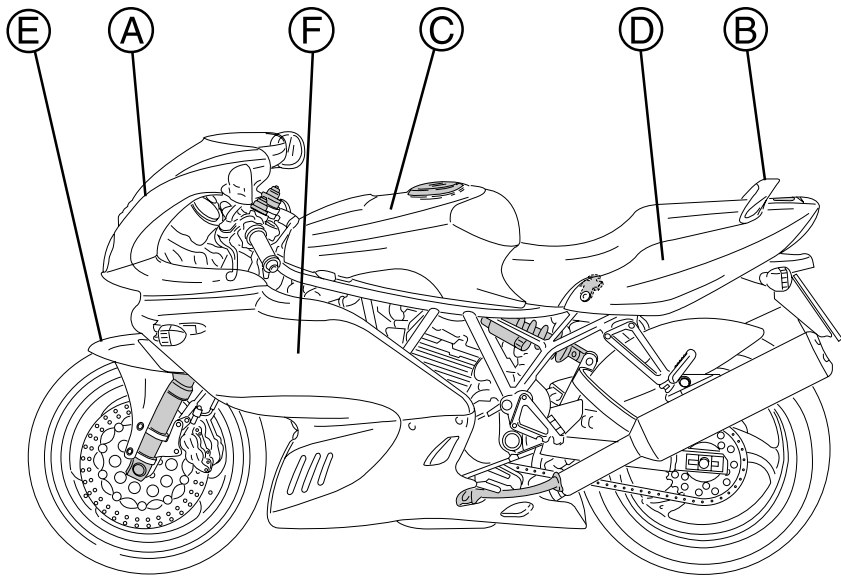
042

MARKING PLATES

| NOTES | NO. | CODE NO.     | DESCRIPTION | VALIDITY | Q.TY |  |
|-------|-----|--------------|-------------|----------|------|---|
|       | 1   | 433.1.165.1A | Sticker     |          | 1    |   |
|       | 2   | 433.1.166.1A | Label       |          | 2    |   |
|       | 3   | 433.1.170.1A | Sticker     |          | 1    |   |
|       | 4   | 433.1.164.1A | Sticker     |          | 1    |   |

| NOTES | NO. | CODE NO. | DESCRIPTION | VALIDITY | Q.TY |  |
|-------|-----|----------|-------------|----------|------|---|
|-------|-----|----------|-------------|----------|------|---|

PAINTS



- A Headlight fairing
- B Handle
- C Fuel tank
- D Body panel
- E Front mudguard
- F Fairing

| Paint                      | Code | LECHLER | Code | SALCHI | Code | PPG      |
|----------------------------|------|---------|------|--------|------|----------|
| "Rosso Anniversary DUCATI" |      |         |      |        |      | 473.101  |
| "Giallo DUCATI"            |      |         |      |        |      | 473.201  |
| "Grigio Opaco DUCATI"      |      |         |      |        |      | 653.6047 |

INDEX

| CODE No.    | Drwg. | POS.<br>N. | CODE No.    | Drwg. | POS.<br>N. | CODE No.     | Drwg. | POS.<br>N. | CODE No.    | Drwg. | POS.<br>N. | CODE No.    | Drwg. | POS.<br>N. |
|-------------|-------|------------|-------------|-------|------------|--------------|-------|------------|-------------|-------|------------|-------------|-------|------------|
| 0000.01199  | 20    | 19         | 0250.70.223 | 16    | 12         | 0400.29.125  | 13    | 17         | 0660.50.020 | 12    | 8          | 0691.91.030 | 22    | 14         |
| 0000.17847  | 40    | 32         | 0250.70.223 | 41    | 14         | 0400.29.125  | 2     | 34         | 0660.92.240 | 14    | 15         | 0691.91.030 | 29    | 27         |
| 0000.33552  | 26    | 20         | 0251.47.050 | 3     | 1          | 0400.29.126  | 13    | 17         | 0660.92.240 | 15    | 10         | 0723.92.239 | 14    | 19         |
| 0000.36230  | 35    | 29         | 0251.47.054 | 3     | 1          | 0400.29.126  | 2     | 34         | 0660.92.245 | 14    | 15         | 0723.92.239 | 15    | 16         |
| 0000.44099  | 29    | 11         | 0272.91.090 | 2     | 8          | 0400.49.240  | 11    | 18         | 0660.92.245 | 15    | 10         | 0727.92.239 | 14    | 17         |
| 0000.44240  | 35    | 15         | 0335.03.465 | 16    | 25         | 0400.49.240  | 5     | 13         | 0660.92.310 | 13    | 18         | 0727.92.239 | 15    | 14         |
| 0000.44240  | 41    | 6          | 0361.91.730 | 36    | 10         | 0404.02.390  | 17    | 4          | 0665.49.680 | 5     | 8          | 0755.29.025 | 6     | 17         |
| 0000.56803  | 29    | 4          | 0361.98.850 | 41    | 18         | 0504.03.085  | 2     | 5          | 0670.16.145 | 3     | 7          | 0755.29.025 | 8     | 21         |
| 0000.59056  | 20    | 14         | 0364.99.020 | 40    | 10         | 051.2.001.1A | 1     | 35         | 0670.16.150 | 3     | 3          | 0755.49.265 | 10    | 2          |
| 0000.61078  | 26    | 12         | 0364.99.020 | 40.1  | 10         | 0619.47.030  | 6     | 12         | 0670.16.155 | 3     | 19         | 0759.49.280 | 9     | 15         |
| 0000.61172  | 36    | 2          | 0364.99.710 | 32    | 4          | 0619.50.065  | 12    | 17         | 0670.16.163 | 3     | 11         | 0765.92.185 | 14    | 8          |
| 0000.63150  | 39    | 4          | 0367.49.275 | 10    | 11         | 0619.84.015  | 17    | 2          | 0670.16.164 | 3     | 11         | 0765.92.185 | 15    | 8          |
| 0000.63161  | 39    | 10         | 0370.39.780 | 33    | 32         | 0619.92.180  | 14    | 8          | 0670.16.164 | 3     | 15         | 0765.92.190 | 14    | 8          |
| 0000.64471  | 34    | 3          | 0370.69.020 | 20    | 12         | 0619.92.180  | 15    | 8          | 0670.16.165 | 3     | 15         | 0765.92.190 | 15    | 8          |
| 0000.66181  | 27    | 15         | 0370.72.020 | 27    | 18         | 0647.29.040  | 12    | 15         | 0670.16.170 | 3     | 26         | 0765.92.195 | 14    | 8          |
| 0000.66527  | 29    | 20         | 0370.84.005 | 17    | 1          | 0647.70.010  | 14    | 12         | 0670.16.171 | 3     | 26         | 0765.92.195 | 15    | 8          |
| 0000.78348  | 23    | 5          | 0370.92.050 | 13    | 12         | 0647.70.010  | 15    | 20         | 0670.16.184 | 3     | 15         | 0765.92.205 | 14    | 8          |
| 0011.52.010 | 10    | 23         | 0370.98.610 | 31    | 6          | 0659.16.558  | 4     | 1          | 0670.16.185 | 3     | 15         | 0765.92.205 | 15    | 8          |
| 0124.40.060 | 8     | 12         | 0370.99.013 | 32    | 19         | 0660.13.060  | 2     | 19         | 0670.49.310 | 9     | 26         | 0765.92.205 | 2     | 21         |
| 0150.70.120 | 5     | 17         | 0375.92.210 | 14    | 13         | 0660.13.070  | 2     | 13         | 0670.49.910 | 9     | 21         | 0795.37.120 | 24    | 13         |
| 0150.70.120 | 9     | 28         | 0375.92.210 | 15    | 19         | 0660.13.143  | 2     | 9          | 0670.92.010 | 10    | 8          | 0796.38.305 | 22    | 2          |
| 0150.92.280 | 2     | 5          | 0377.49.270 | 10    | 6          | 0660.13.165  | 2     | 25         | 0670.92.190 | 14    | 8          | 0797.69.040 | 13    | 2          |
| 0170.91.730 | 20    | 28         | 0400.09.050 | 2     | 21         | 0660.16.145  | 4     | 21         | 0670.92.190 | 15    | 8          | 0797.69.040 | 8     | 17         |
| 0170.91.730 | 21    | 15         | 0400.16.190 | 13    | 14         | 0660.29.030  | 13    | 9          | 0675.49.540 | 5     | 24         | 0797.72.068 | 29    | 13         |
| 0204.70.105 | 13    | 7          | 0400.17.030 | 4     | 26         | 0660.47.040  | 6     | 13         | 0691.37.020 | 24    | 12         | 0797.72.068 | 30    | 15         |
| 0214.07.350 | 2     | 22         | 0400.17.030 | 7     | 1          | 0660.49.053  | 9     | 17         | 0691.91.010 | 24    | 4          | 0799.13.110 | 2     | 27         |
| 0214.07.350 | 8     | 6          | 0400.29.040 | 8     | 11         | 0660.49.268  | 10    | 13         | 0691.91.030 | 15    | 33         | 0803.77.010 | 34    | 16         |

INDEX

| CODE No.      | Drwg. | POS.<br>N. | CODE No.     | Drwg. | POS.<br>N. | CODE No.      | Drwg. | POS.<br>N. | CODE No.      | Drwg. | POS.<br>N. | CODE No.      | Drwg. | POS.<br>N. |
|---------------|-------|------------|--------------|-------|------------|---------------|-------|------------|---------------|-------|------------|---------------|-------|------------|
| 0805.17.125   | 7     | 7          | 150.2.005.1A | 3     | 27         | 180.1.002.1A  | 2     | 12         | 243.2.004.1BB | 5     | 6          | 301.2.018.1BA | 14    | 1          |
| 0905.49.960   | 9     | 20         | 150.2.006.1A | 3     | 2          | 180.1.008.1A  | 2     | 24         | 245.1.043.1A  | 8     | 1          | 301.2.019.3BA | 15    | 1          |
| 0960.91.130   | 19    | 10         | 158.2.002.2A | 6     | 5          | 182.2.010.1A  | 2     | 18         | 245.1.044.1A  | 8     | 4          | 303.1.003.1A  | 14    | 4          |
| 0960.91.130   | 22    | 8          | 160.1.004.1B | 34    | 18         | 184.1.001.1A  | 33    | 11         | 246.1.046.1B  | 31    | 7          | 303.1.003.1A  | 15    | 3          |
| 0960.91.130   | 30    | 16         | 160.1.013.1B | 38    | 6          | 190.2.001.3A  | 4     | 8          | 246.1.057.1B  | 29    | 22         | 303.1.003.1AB | 14    | 4          |
| 0960.91.130   | 36    | 15         | 160.1.057.1A | 12    | 13         | 194.2.001.1B  | 4     | 12         | 247.1.002.1BC | 11    | 9          | 303.1.003.1AB | 15    | 3          |
| 112.1.001.1A  | 6     | 8          | 160.1.076.1A | 13    | 24         | 195.4.003.1A  | 4     | 22         | 247.1.073.1A  | 20    | 21         | 303.1.003.1AC | 14    | 4          |
| 112.1.001.1AB | 6     | 8          | 162.1.001.1B | 4     | 7          | 196.1.001.1B  | 4     | 10         | 247.1.083.1AE | 11    | 4          | 303.1.003.1AC | 15    | 3          |
| 112.1.001.1AC | 6     | 8          | 170.2.020.1B | 4     | 17         | 198.1.027.1A  | 4     | 13         | 247.1.104.1A  | 9     | 2          | 303.1.003.1AD | 14    | 4          |
| 117.1.017.1A  | 38    | 14         | 171.2.020.2B | 8     | 10         | 208.1.012.3A  | 15    | 17         | 247.1.112.1B  | 39    | 8          | 303.1.003.1AD | 15    | 3          |
| 117.1.025.2A  | 33    | 13         | 172.1.002.1B | 3     | 10         | 208.1.012.4A  | 14    | 14         | 247.1.115.1A  | 21    | 10         | 303.2.004.1C  | 14    | 5          |
| 117.2.006.1A  | 4     | 29         | 172.1.003.1A | 3     | 8          | 209.1.012.3A  | 15    | 18         | 250.2.030.3A  | 9     | 5          | 303.2.004.1C  | 15    | 2          |
| 117.2.030.1A  | 20    | 8          | 172.1.004.1A | 3     | 5          | 209.1.012.4A  | 14    | 16         | 254.1.001.1A  | 11    | 7          | 303.2.004.1CB | 14    | 5          |
| 120.2.051.2B  | 7     | 4          | 172.1.005.1A | 3     | 9          | 210.1.003.5A  | 14    | 22         | 254.4.001.1A  | 5     | 4          | 303.2.004.1CB | 15    | 2          |
| 120.2.052.2B  | 7     | 8          | 172.1.006.1B | 3     | 18         | 210.1.003.5A  | 15    | 7          | 255.1.001.1B  | 8     | 15         | 303.2.004.1CC | 14    | 5          |
| 121.1.040.1A  | 7     | 3          | 172.1.007.1B | 3     | 24         | 211.1.003.4A  | 14    | 21         | 255.1.014.1A  | 13    | 3          | 303.2.004.1CC | 15    | 2          |
| 121.2.029.1B  | 7     | 11         | 172.1.008.1A | 3     | 22         | 211.1.003.4A  | 15    | 6          | 264.4.014.3B  | 11    | 1          | 303.2.004.1CD | 14    | 5          |
| 122.2.050.1B  | 7     | 9          | 172.1.009.1A | 3     | 21         | 220.3.208.3A  | 9     | 16         | 270.4.001.1A  | 12    | 1          | 303.2.004.1CD | 15    | 2          |
| 135.1.008.2A  | 31    | 8          | 172.1.010.1A | 3     | 20         | 225.2.041.1B  | 10    | 1          | 276.1.028.1B  | 12    | 16         | 304.1.005.2A  | 14    | 2          |
| 137.1.003.2B  | 16    | 11         | 172.1.011.1A | 3     | 23         | 235.1.026.1A  | 13    | 11         | 280.4.002.1A  | 16    | 10         | 304.1.005.2A  | 15    | 4          |
| 145.2.034.1A  | 6     | 14         | 173.1.012.3A | 12    | 20         | 235.1.027.1A  | 13    | 5          | 282.4.018.1A  | 16    | 1          | 304.1.005.2AB | 14    | 2          |
| 146.2.061.1A  | 6     | 1          | 174.1.002.1A | 9     | 3          | 235.2.015.1BA | 13    | 20         | 283.4.003.1A  | 16    | 21         | 304.1.005.2AB | 15    | 4          |
| 147.1.015.1A  | 8     | 9          | 174.1.025.1A | 9     | 12         | 240.1.010.1AB | 14    | 10         | 284.4.002.1A  | 16    | 2          | 304.1.005.2AC | 14    | 2          |
| 148.1.066.1A  | 13    | 16         | 174.2.025.3A | 9     | 1          | 240.1.010.1AB | 15    | 12         | 285.4.003.1A  | 29    | 10         | 304.1.005.2AC | 15    | 4          |
| 148.1.067.1A  | 13    | 22         | 176.1.001.1A | 12    | 6          | 240.1.012.1BB | 15    | 24         | 286.4.022.1B  | 30    | 11         | 304.1.006.2A  | 14    | 3          |
| 149.1.003.1A  | 3     | 25         | 176.1.009.1A | 12    | 10         | 242.2.045.1A  | 11    | 19         | 287.4.024.1B  | 16    | 8          | 304.1.006.2A  | 15    | 5          |
| 150.2.003.1A  | 3     | 28         | 180.1.001.1A | 2     | 11         | 243.1.025.1AD | 5     | 1          | 300160        | 15    | 25         | 304.1.006.2AB | 14    | 3          |

INDEX

| CODE No.      | Drwg. | POS.<br>N. | CODE No.     | Drwg. | POS.<br>N. | CODE No.      | Drwg. | POS.<br>N. | CODE No.      | Drwg. | POS.<br>N. | CODE No.      | Drwg. | POS.<br>N. |
|---------------|-------|------------|--------------|-------|------------|---------------|-------|------------|---------------|-------|------------|---------------|-------|------------|
| 304.1.006.2AB | 15    | 5          | 366.1.035.1A | 25    | 6          | 420.2.000.7A  | 14    | 23         | 437.1.105.1AA | 40    | 25         | 463.2.019.6A  | 7     | 2          |
| 304.1.006.2AC | 14    | 3          | 369.1.004.1A | 32    | 17         | 420.2.001.0A  | 17    | 9          | 437.1.105.1AA | 40.1  | 25         | 463.2.053.7A  | 4     | 15         |
| 304.1.006.2AC | 15    | 5          | 370.1.031.1A | 32    | 13         | 420.2.001.0A  | 26    | 17         | 437.1.105.1AB | 40    | 25         | 463.4.001.1A  | 10    | 22         |
| 340.2.095.1A  | 25    | 1          | 373.1.034.1A | 32    | 24         | 420.2.001.0A  | 27    | 8          | 437.1.105.1AB | 40.1  | 25         | 463.4.026.9A  | 4     | 16         |
| 340.2.096.1A  | 25    | 4          | 389.4.006.1A | 29    | 26         | 420.2.001.0A  | 33    | 25         | 437.1.108.1AA | 40    | 40         | 463.4.047.7A  | 5     | 18         |
| 341.1.024.1A  | 24    | 9          | 389.4.007.1A | 29    | 26         | 420.2.001.0A  | 9     | 34         | 437.1.108.1AA | 40.1  | 32         | 463.7.022.6A  | 4     | 20         |
| 342.2.007.1A  | 24    | 3          | 389.4.008.1A | 29    | 26         | 420.2.006.2A  | 10    | 40         | 437.1.108.1AB | 40    | 40         | 464.1.005.1A  | 20    | 20         |
| 349.1.064.1A  | 25    | 8          | 389.4.010.1A | 29    | 26         | 420.2.006.4A  | 10    | 19         | 437.1.108.1AB | 40.1  | 32         | 464.1.006.1A  | 21    | 13         |
| 349.1.065.1A  | 25    | 9          | 389.4.012.1A | 29    | 3          | 420.2.006.4A  | 28    | 10         | 442.1.007.2A  | 31    | 4          | 465.1.008.1A  | 20    | 27         |
| 349.1.095.1A  | 25    | 2          | 389.4.013.1A | 29    | 26         | 425.4.004.1B  | 37    | 4          | 442.1.042.1B  | 31    | 2          | 465.1.010.1A  | 21    | 6          |
| 349.1.096.1A  | 25    | 16         | 389.4.015.1A | 29    | 26         | 425.4.008.1A  | 37    | 8          | 442.2.041.1B  | 31    | 1          | 470.1.042.1BA | 19    | 1          |
| 349.1.098.1A  | 25    | 11         | 390.4.002.1A | 23    | 16         | 426.1.007.1A  | 41    | 10         | 446.1.004.1A  | 32    | 29         | 480.1.081.1BA | 40    | 26         |
| 349.1.100.1A  | 25    | 5          | 390.4.003.1A | 35    | 3          | 430.4.004.1A  | 37    | 6          | 447.1.039.1A  | 32    | 18         | 480.1.081.1BB | 40    | 26         |
| 349.1.101.1A  | 25    | 18         | 390.4.007.1A | 23    | 15         | 433.1.108.1E  | 32    | 20         | 447.1.040.1A  | 32    | 27         | 480.1.081.1BG | 40    | 26         |
| 349.1.102.1A  | 25    | 20         | 395.4.013.1A | 30    | 14         | 433.1.164.1A  | 42    | 4          | 449.1.003.3A  | 3     | 12         | 480.1.082.1BA | 40    | 18         |
| 349.1.103.1A  | 25    | 21         | 397.4.001.1A | 30    | 3          | 433.1.165.1A  | 42    | 1          | 451.1.025.1A  | 8     | 20         | 480.1.082.1BB | 40    | 18         |
| 349.1.115.1A  | 25    | 17         | 401.4.019.1A | 23    | 4          | 433.1.166.1A  | 42    | 2          | 451.2.006.1A  | 8     | 23         | 480.1.082.1BG | 40    | 18         |
| 349.1.116.1A  | 25    | 24         | 402.4.008.1A | 23    | 21         | 433.1.170.1A  | 42    | 3          | 455.2.003.1A  | 2     | 4          | 480.1.083.1AA | 40    | 27         |
| 349.1.117.1A  | 25    | 22         | 403.1.010.1A | 23    | 19         | 433.1.257.1A  | 29    | 23         | 456.2.007.1A  | 20    | 16         | 480.1.083.1AB | 40    | 27         |
| 349.1.118.1A  | 25    | 3          | 404.4.008.1A | 23    | 13         | 435.1.030.1AA | 38    | 10         | 457.2.008.1A  | 33    | 6          | 480.1.083.1AG | 40    | 27         |
| 349.1.119.1A  | 25    | 7          | 406.1.022.1B | 23    | 1          | 435.1.030.1AB | 38    | 10         | 462.3.003.7A  | 2     | 31         | 480.1.084.1BA | 40    | 28         |
| 349.1.120.1A  | 25    | 23         | 407.4.001.1A | 23    | 7          | 436.1.030.1AA | 36    | 5          | 462.3.003.7A  | 8     | 7          | 480.1.084.1BB | 40    | 28         |
| 349.2.010.1A  | 25    | 15         | 417.5.033.7A | 13    | 23         | 436.1.030.1AB | 36    | 5          | 462.3.003.8A  | 2     | 29         | 480.1.084.1BG | 40    | 28         |
| 349.2.014.1A  | 25    | 10         | 417.6.075.9A | 5     | 3          | 437.1.104.1AA | 40    | 41         | 462.4.037.6A  | 30    | 1          | 480.1.085.1BA | 40.1  | 26         |
| 360.2.022.1A  | 24    | 17         | 417.7.007.1A | 35    | 27         | 437.1.104.1AA | 40.1  | 31         | 462.4.037.6A  | 9     | 11         | 480.1.085.1BB | 40.1  | 26         |
| 360.2.023.1A  | 24    | 30         | 417.9.030.8A | 24    | 1          | 437.1.104.1AB | 40    | 41         | 462.4.037.8A  | 9     | 9          | 480.1.085.1BG | 40.1  | 26         |
| 365.2.047.1A  | 32    | 2          | 417.9.050.6A | 12    | 3          | 437.1.104.1AB | 40.1  | 31         | 462.4.046.1A  | 23    | 22         | 480.1.086.1BA | 40.1  | 18         |

INDEX

| CODE No.      | Drwg. | POS.<br>N. | CODE No.      | Drwg. | POS.<br>N. | CODE No.      | Drwg. | POS.<br>N. | CODE No.      | Drwg. | POS.<br>N. | CODE No.      | Drwg. | POS.<br>N. |
|---------------|-------|------------|---------------|-------|------------|---------------|-------|------------|---------------|-------|------------|---------------|-------|------------|
| 480.1.086.1BB | 40.1  | 18         | 484.1.033.1A  | 40.1  | 11         | 514.1.036.1A  | 1.3   | 10         | 552.1.040.1A  | 1.3   | 11         | 576.1.032.1A  | 17    | 19         |
| 480.1.086.1BG | 40.1  | 18         | 484.1.035.1A  | 40    | 16         | 514.1.037.1A  | 1.3   | 6          | 552.4.004.2A  | 9     | 35         | 585.1.008.2B  | 31    | 22         |
| 480.3.081.1A  | 40    | 26         | 484.1.036.1A  | 40    | 15         | 514.1.038.1A  | 1.3   | 14         | 552.4.012.1A  | 22    | 7          | 585.4.001.1A  | 33    | 20         |
| 480.3.082.1B  | 40    | 18         | 486.1.052.1A  | 40.1  | 28         | 516.4.001.1AB | 29    | 6          | 552.4.013.1A  | 15    | 32         | 586.1.030.1DA | 38    | 1          |
| 480.3.083.1A  | 40    | 27         | 486.1.053.1A  | 40.1  | 30         | 520.4.017.1A  | 22    | 1          | 552.4.020.1A  | 11    | 12         | 586.1.030.1DB | 38    | 1          |
| 480.3.084.1A  | 40    | 28         | 486.1.054.1A  | 40    | 37         | 523.4.010.1A  | 39    | 7          | 552.4.028.1A  | 1.2   | 15         | 586.1.030.1DG | 38    | 1          |
| 480.3.085.1A  | 40.1  | 26         | 486.1.055.1A  | 40    | 39         | 523.4.011.1A  | 39    | 5          | 556.1.018.1C  | 18    | 9          | 586.3.030.3A  | 38    | 1          |
| 480.3.086.1A  | 40.1  | 18         | 487.2.018.2A  | 39    | 1          | 525.1.004.2A  | 35    | 31         | 556.1.023.1A  | 18    | 3          | 590.1.027.1A  | 37    | 2          |
| 481.1.019.1AA | 39    | 3          | 492.4.003.2A  | 34    | 24         | 525.4.014.1A  | 35    | 1          | 556.2.021.1A  | 18    | 1          | 590.1.056.3A  | 37    | 13         |
| 481.1.019.1AB | 39    | 3          | 492.4.024.1A  | 34    | 10         | 529.1.006.1A  | 35    | 28         | 559.1.006.1A  | 36    | 1          | 590.1.096.1A  | 16    | 16         |
| 481.1.019.1AG | 39    | 3          | 494.1.005.3A  | 34    | 15         | 529.1.008.1AB | 35    | 37         | 561.1.013.2A  | 35    | 24         | 590.1.099.1A  | 16    | 18         |
| 481.1.020.1AA | 39    | 14         | 497.2.001.2A  | 34    | 8          | 532.4.001.1A  | 35    | 20         | 561.1.019.1A  | 35    | 26         | 590.1.101.1B  | 37    | 14         |
| 481.1.020.1AB | 39    | 14         | 498.1.009.1A  | 34    | 2          | 532.4.001.1A  | 40    | 23         | 564.1.018.1A  | 40    | 1          | 590.1.103.1A  | 16    | 17         |
| 481.1.020.1AG | 39    | 14         | 501.2.020.1AA | 34    | 7          | 532.4.001.1A  | 40.1  | 23         | 564.1.018.1A  | 40.1  | 1          | 590.1.104.1A  | 16    | 7          |
| 481.3.019.1A  | 39    | 3          | 501.2.020.1AB | 34    | 7          | 532.4.003.1A  | 35    | 2          | 564.1.018.1AB | 40    | 1          | 590.1.111.1B  | 41    | 13         |
| 481.3.020.1A  | 39    | 14         | 502.2.045.1A  | 34    | 23         | 538.4.006.1A  | 30    | 21         | 564.1.018.1AB | 40.1  | 1          | 590.1.116.1A  | 41    | 2          |
| 482.1.025.1BA | 36    | 6          | 502.2.045.1AE | 34    | 23         | 539.1.021.1A  | 2     | 6          | 564.1.018.1AE | 40    | 1          | 590.1.117.1A  | 41    | 11         |
| 482.1.025.1BB | 36    | 6          | 510.1.070.1A  | 23    | 12         | 539.1.023.1A  | 18    | 5          | 564.1.018.1AE | 40.1  | 1          | 590.1.171.1A  | 41    | 12         |
| 482.1.025.1BG | 36    | 6          | 510.1.121.1A  | 35    | 35         | 539.4.003.1B  | 33    | 15         | 564.3.018.1A  | 40    | 1          | 590.1.179.1A  | 37    | 1          |
| 482.1.026.1BA | 36    | 7          | 510.1.127.1A  | 23    | 14         | 539.4.021.1A  | 27    | 5          | 564.3.018.1A  | 40.1  | 1          | 590.1.189.1A  | 1.3   | 1          |
| 482.1.026.1BB | 36    | 7          | 510.1.166.1A  | 22    | 16         | 539.4.030.1A  | 5     | 16         | 565.1.029.1A  | 32    | 1          | 590.1.190.1A  | 1.3   | 2          |
| 482.1.026.1BG | 36    | 7          | 510.1.167.1A  | 29    | 1          | 540.4.011.1C  | 29    | 18         | 570.1.038.1A  | 17    | 7          | 592.1.005.2B  | 37    | 9          |
| 482.3.025.1A  | 36    | 6          | 514.1.025.1A  | 30    | 5          | 541.4.003.1A  | 30    | 13         | 571.1.038.1A  | 17    | 5          | 593.1.003.1B  | 10    | 33         |
| 482.3.026.1A  | 36    | 7          | 514.1.032.1A  | 1.3   | 9          | 548.4.030.1A  | 28    | 9          | 573.1.047.2A  | 17    | 11         | 593.1.018.1A  | 9     | 29         |
| 484.1.032.1A  | 40    | 17         | 514.1.033.1A  | 1.3   | 13         | 552.1.037.1A  | 1.3   | 4          | 574.1.047.2A  | 17    | 18         | 595.1.038.1B  | 36    | 8          |
| 484.1.032.1A  | 40.1  | 17         | 514.1.034.1A  | 1.3   | 12         | 552.1.038.1A  | 1.3   | 5          | 575.1.001.1AB | 17    | 3          | 598.2.023.1A  | 35    | 30         |
| 484.1.033.1A  | 40    | 11         | 514.1.035.1A  | 1.3   | 10         | 552.1.039.1A  | 1.3   | 7          | 576.1.031.1A  | 17    | 12         | 598.2.026.2A  | 19    | 13         |

INDEX

| CODE No.     | Drwg. | POS.<br>N. | CODE No.     | Drwg. | POS.<br>N. | CODE No.      | Drwg. | POS.<br>N. | CODE No.     | Drwg. | POS.<br>N. | CODE No.     | Drwg. | POS.<br>N. |
|--------------|-------|------------|--------------|-------|------------|---------------|-------|------------|--------------|-------|------------|--------------|-------|------------|
| 598.4.014.3A | 24    | 8          | 60N102590    | 24    | 28         | 626.4.011.1A  | 26    | 3          | 677.4.003.1A | 1.1   | 4          | 70700.6N02   | 28    | 7          |
| 60N101079    | 10    | 15         | 60N107321    | 26    | 7          | 626.4.013.1A  | 33    | 28         | 680.1.001.1B | 9     | 7          | 707006N01    | 31    | 10         |
| 60N101206    | 18    | 2          | 60N107335    | 11    | 24         | 630.4.010.1AB | 26    | 1          | 684.1.027.2A | 19    | 11         | 70914.2121   | 17    | 14         |
| 60N102505    | 22    | 10         | 60N107335    | 13    | 10         | 631.4.004.1A  | 27    | 9          | 684.1.042.1A | 40    | 30         | 710.1.001.1A | 9     | 13         |
| 60N102505    | 33    | 34         | 60N107335    | 4     | 28         | 631.4.008.1A  | 26    | 5          | 684.1.043.1A | 40    | 31         | 710.1.002.1A | 4     | 23         |
| 60N102509    | 11    | 13         | 60N115062    | 20    | 7          | 631.4.008.1A  | 27    | 21         | 684.1.044.1A | 17    | 16         | 710.1.006.1A | 34    | 17         |
| 60N102509    | 13    | 21         | 60N115062    | 33    | 9          | 631.4.008.1A  | 33    | 27         | 684.1.045.1A | 19    | 14         | 710.1.030.1A | 26    | 13         |
| 60N102509    | 14    | 11         | 60N115548    | 35    | 23         | 631.4.009.1A  | 26    | 2          | 684.1.046.1A | 18    | 11         | 710.1.032.1A | 10    | 38         |
| 60N102509    | 15    | 13         | 610.4.011.2B | 27    | 26         | 632.1.016.2B  | 26    | 18         | 697.2.010.1B | 36    | 3          | 710.1.069.1A | 10    | 21         |
| 60N102509    | 2     | 28         | 610.4.012.2B | 27    | 7          | 650.4.006.1B  | 24    | 29         | 698.1.033.1A | 1.3   | 15         | 710.1.070.1A | 10    | 30         |
| 60N102509    | 35    | 33         | 611.4.008.1A | 33    | 35         | 651.4.007.2A  | 24    | 18         | 700.1.005.1A | 34    | 21         | 711.1.007.1A | 6     | 6          |
| 60N102509    | 5     | 2          | 612.4.005.1A | 26    | 8          | 652.4.002.3A  | 24    | 10         | 700.1.011.1A | 28    | 6          | 711.1.072.1A | 10    | 39         |
| 60N102509    | 8     | 3          | 612.4.008.1A | 27    | 12         | 654.2.003.1A  | 24    | 23         | 700.1.026.1A | 30    | 9          | 711.1.095.1A | 10    | 32         |
| 60N102510    | 11    | 6          | 612.4.008.1A | 33    | 31         | 655.2.006.1A  | 24    | 20         | 700.1.027.1A | 14    | 25         | 712.1.009.2A | 38    | 13         |
| 60N102510    | 12    | 5          | 612.4.014.1A | 27    | 4          | 656.1.018.2A  | 24    | 31         | 700.1.027.1A | 15    | 23         | 712.1.013.3A | 38    | 19         |
| 60N102510    | 5     | 5          | 612.4.016.1A | 33    | 29         | 658.4.002.1B  | 24    | 22         | 701.4.003.1A | 12    | 19         | 713.1.006.1A | 13    | 6          |
| 60N102510    | 8     | 2          | 612.4.017.1A | 27    | 10         | 669.1.003.1A  | 14    | 18         | 701.4.005.1A | 3     | 4          | 713.1.011.1A | 3     | 15         |
| 60N102510    | 9     | 10         | 613.4.020.1A | 27    | 25         | 669.1.003.1A  | 15    | 15         | 701.4.007.1A | 12    | 21         | 713.1.012.1B | 4     | 31         |
| 60N102511    | 11    | 17         | 613.4.021.1A | 33    | 33         | 670.4.008.1A  | 29    | 21         | 702.5.008.1A | 10    | 20         | 713.1.014.1A | 3     | 11         |
| 60N102511    | 19    | 12         | 618.4.035.2B | 27    | 23         | 671.1.012.1A  | 29    | 5          | 702.5.008.1A | 11    | 3          | 713.1.014.1A | 3     | 15         |
| 60N102511    | 28    | 5          | 619.4.016.2B | 33    | 23         | 671.1.013.1A  | 29    | 14         | 702.5.016.1A | 4     | 14         | 713.1.014.1B | 3     | 11         |
| 60N102555    | 8     | 8          | 624.4.012.1A | 27    | 1          | 672.1.023.1A  | 30    | 17         | 702.5.019.1A | 10    | 12         | 713.1.014.1E | 3     | 11         |
| 60N102557    | 24    | 11         | 625.4.006.1A | 33    | 26         | 672.1.024.1A  | 30    | 18         | 703.1.019.1A | 15    | 30         | 713.1.014.1E | 3     | 15         |
| 60N102557    | 32    | 15         | 626.4.007.1A | 27    | 2          | 672.4.004.1A  | 22    | 9          | 70610.8120   | 4     | 11         | 713.1.014.1F | 3     | 11         |
| 60N102587    | 32    | 3          | 626.4.008.1A | 27    | 20         | 672.4.005.1A  | 22    | 4          | 70620.5212   | 16    | 26         | 713.1.032.1A | 34    | 13         |
| 60N102589    | 32    | 8          | 626.4.009.1A | 27    | 3          | 676.2.032.1A  | 34    | 26         | 70700.6N02   | 26    | 10         | 713.1.134.1A | 31    | 13         |
| 60N102590    | 24    | 24         | 626.4.010.1A | 26    | 4          | 676.4.003.3A  | 32    | 28         | 70700.6N02   | 27    | 19         | 713.1.137.1A | 15    | 27         |



INDEX

| CODE No.     | Drwg. | POS.<br>N. | CODE No.     | Drwg. | POS.<br>N. | CODE No.     | Drwg. | POS.<br>N. | CODE No.     | Drwg. | POS.<br>N. | CODE No.     | Drwg. | POS.<br>N. |
|--------------|-------|------------|--------------|-------|------------|--------------|-------|------------|--------------|-------|------------|--------------|-------|------------|
| 713.1.140.1A | 10    | 14         | 734306N01    | 5     | 22         | 741.4.040.1A | 16    | 9          | 749.4.045.2G | 18    | 10         | 764.1.003.1B | 4     | 6          |
| 713.1.152.1A | 24    | 33         | 734310N01    | 32    | 5          | 741.4.041.1A | 16    | 6          | 749.5.001.1A | 35    | 18         | 764.1.005.1A | 22    | 15         |
| 714.1.028.1A | 34    | 6          | 73500.0624   | 33    | 3          | 741.4.042.1A | 16    | 14         | 749.5.002.1A | 35    | 14         | 764.1.009.1A | 14    | 20         |
| 714.1.040.1A | 34    | 22         | 73500.1237   | 12    | 7          | 741.4.043.1A | 26    | 14         | 750.1.002.1B | 4     | 25         | 764.1.009.1A | 15    | 21         |
| 716.1.043.1A | 41    | 5          | 73500.1237   | 9     | 25         | 741.4.043.1A | 27    | 16         | 750.1.012.2A | 6     | 16         | 764.1.010.1A | 38    | 17         |
| 716.1.051.1A | 31    | 21         | 73500.1440   | 12    | 11         | 741.4.043.1A | 33    | 17         | 750.1.046.1A | 32    | 25         | 764.1.011.2A | 20    | 15         |
| 716.1.051.1A | 36    | 16         | 73500.1542   | 2     | 15         | 741.4.057.1A | 41    | 1          | 750.5.001.1A | 2     | 23         | 764.1.011.2A | 33    | 5          |
| 716.4.001.1A | 22    | 12         | 73500.1747   | 15    | 26         | 741.4.058.1A | 41    | 20         | 75110.1747   | 13    | 8          | 764.1.013.1A | 14    | 6          |
| 72094.1616   | 10    | 10         | 73503.3075   | 5     | 11         | 741.4.059.1A | 41    | 21         | 75110.2054   | 13    | 13         | 764.1.013.1A | 15    | 22         |
| 72121.2106   | 6     | 4          | 73503.3380   | 10    | 18         | 741.4.062.1A | 32    | 10         | 75113.2566   | 4     | 18         | 764.1.029.1A | 41    | 7          |
| 72231.0871   | 40    | 12         | 73503.3380   | 11    | 2          | 741.4.063.1A | 41    | 19         | 75143.3380   | 10    | 25         | 764.4.004.1A | 19    | 2          |
| 72231.0871   | 40.1  | 12         | 73503.3449   | 16    | 22         | 741.4.064.1A | 37    | 3          | 75162.2566   | 34    | 5          | 764.4.007.1A | 22    | 13         |
| 723.1.005.1C | 38    | 16         | 736.4.013.1B | 40    | 4          | 741.4.066.1A | 37    | 12         | 75163.3268   | 34    | 20         | 76400.0004   | 10    | 3          |
| 72430.6001   | 30    | 2          | 736.4.013.1B | 40.1  | 4          | 74172.1008   | 13    | 15         | 75166.1238   | 8     | 5          | 76401.0002   | 20    | 6          |
| 72944.1542   | 13    | 1          | 737.4.002.3A | 8     | 19         | 74172.1008   | 6     | 10         | 75173.1542   | 13    | 19         | 76401.0003   | 20    | 10         |
| 72944.1542   | 8     | 18         | 741.1.003.1A | 17    | 6          | 74172.1008   | 8     | 13         | 75191.3380   | 10    | 29         | 76402.0002   | 3     | 17         |
| 729908FN1    | 17    | 10         | 741.1.012.1A | 41    | 17         | 74223.1045   | 31    | 14         | 75791.1747   | 10    | 9          | 76835.1134   | 2     | 10         |
| 729908FN1    | 19    | 8          | 741.1.013.1A | 41    | 3          | 74224.0570   | 4     | 24         | 75794.1542   | 10    | 17         | 771.4.006.1A | 11    | 14         |
| 732.2.009.1A | 35    | 10         | 741.1.021.1A | 25    | 14         | 74224.0570   | 6     | 7          | 759.1.017.1A | 30    | 6          | 771.5.025.2B | 29    | 9          |
| 73270.8001   | 17    | 13         | 741.1.022.1A | 25    | 12         | 747.5.001.1A | 20    | 9          | 759.2.016.1A | 38    | 11         | 771.5.040.2B | 11    | 21         |
| 734006N01    | 12    | 2          | 741.4.001.1A | 41    | 16         | 748.1.008.1B | 32    | 22         | 760.1.003.1A | 31    | 9          | 771.5.040.2B | 13    | 26         |
| 734010N01    | 32    | 6          | 741.4.002.1A | 31    | 15         | 748.1.014.1B | 34    | 1          | 76266.2668   | 10    | 4          | 771.5.040.2B | 38    | 21         |
| 734305N01    | 35    | 13         | 741.4.004.1A | 16    | 5          | 748.4.002.1A | 19    | 3          | 76267.0012   | 9     | 24         | 771.5.043.2B | 35    | 22         |
| 734306N01    | 10    | 37         | 741.4.008.2A | 37    | 11         | 748.4.024.1A | 34    | 12         | 76270.0827   | 3     | 29         | 771.5.043.2B | 4     | 4          |
| 734306N01    | 22    | 3          | 741.4.022.1A | 16    | 3          | 748.4.026.1B | 30    | 10         | 763106N01    | 20    | 5          | 771.5.045.7E | 38    | 4          |
| 734306N01    | 28    | 3          | 741.4.038.1A | 29    | 2          | 748.4.026.1B | 39    | 13         | 763110N01    | 32    | 7          | 771.5.064.2B | 11    | 5          |
| 734306N01    | 35    | 32         | 741.4.038.1A | 40    | 42         | 748.4.034.1A | 16    | 15         | 764.1.001.1A | 17    | 15         | 771.5.064.2B | 8     | 24         |

INDEX

| CODE No.     | Drwg. | POS.<br>N. | CODE No.     | Drwg. | POS.<br>N. | CODE No.     | Drwg. | POS.<br>N. | CODE No.      | Drwg. | POS.<br>N. | CODE No.     | Drwg. | POS.<br>N. |
|--------------|-------|------------|--------------|-------|------------|--------------|-------|------------|---------------|-------|------------|--------------|-------|------------|
| 771.5.072.2B | 10    | 31         | 772.5.008.1A | 29    | 7          | 777.5.210.2A | 24    | 19         | 779.5.001.1A  | 41    | 9          | 799.1.045.1A | 20    | 4          |
| 771.5.072.2B | 5     | 23         | 772.5.022.1A | 19    | 7          | 779.1.007.2A | 6     | 9          | 779.5.004.1A  | 28    | 13         | 799.1.045.1A | 21    | 3          |
| 771.5.073.2B | 11    | 16         | 772.5.023.1A | 22    | 6          | 779.1.009.1A | 32    | 30         | 779.5.007.1A  | 38    | 2          | 799.1.049.1A | 2     | 1          |
| 771.5.078.2B | 12    | 12         | 772.5.023.1A | 24    | 27         | 779.1.026.1A | 10    | 41         | 779.5.010.1A  | 39    | 11         | 799.1.051.2A | 6     | 15         |
| 771.5.078.2B | 5     | 20         | 772.5.023.1A | 29    | 8          | 779.1.029.1A | 10    | 26         | 779.5.016.1A  | 17    | 17         | 799.1.055.1A | 9     | 30         |
| 771.5.080.2B | 10    | 27         | 772.5.023.1A | 40    | 6          | 779.1.039.1A | 2     | 3          | 779.5.019.1A  | 9     | 33         | 799.1.058.1A | 24    | 6          |
| 771.5.122.2B | 2     | 30         | 772.5.024.1A | 24    | 7          | 779.1.057.1B | 32    | 26         | 779.5.020.1A  | 9     | 6          | 799.1.061.1A | 14    | 7          |
| 771.5.129.2B | 9     | 8          | 772.5.024.1A | 29    | 17         | 779.1.058.1A | 26    | 16         | 780.1.007.1A  | 17    | 8          | 799.1.061.1A | 15    | 9          |
| 771.5.136.2B | 10    | 24         | 772.5.024.1A | 33    | 12         | 779.1.058.1A | 33    | 24         | 780.1.016.1A  | 6     | 3          | 799.1.083.1B | 33    | 36         |
| 771.5.431.2B | 33    | 14         | 772.5.024.1A | 35    | 25         | 779.1.058.2A | 27    | 11         | 780.1.018.1A  | 9     | 31         | 799.1.088.1A | 18    | 7          |
| 771.5.663.2B | 19    | 6          | 772.5.024.1A | 40.1  | 6          | 779.1.082.1A | 26    | 19         | 786.1.068.1A  | 7     | 6          | 799.1.089.1A | 18    | 6          |
| 771.5.667.2B | 20    | 11         | 772.5.025.1A | 20    | 22         | 779.1.088.1A | 29    | 24         | 787.1.008.1A  | 15    | 29         | 799.2.077.2A | 9     | 14         |
| 771.5.667.2B | 31    | 17         | 772.5.025.1A | 21    | 11         | 779.1.088.1A | 39    | 6          | 788.1.027.1A  | 31    | 3          | 8000.18048   | 31    | 12         |
| 771.5.667.2B | 35    | 34         | 772.5.025.1A | 33    | 21         | 779.1.092.1A | 27    | 17         | 788.1.032.2A  | 14    | 9          | 8000.36230   | 22    | 18         |
| 771.5.667.2B | 36    | 18         | 772.5.025.1A | 38    | 24         | 779.1.099.1A | 24    | 2          | 788.1.032.2A  | 15    | 11         | 8000.36726   | 35    | 19         |
| 771.5.667.2B | 40    | 20         | 774.5.002.1A | 31    | 5          | 779.1.109.1A | 6     | 2          | 788.1.052.1A  | 5     | 7          | 8000.36726   | 40    | 22         |
| 771.5.667.2B | 40.1  | 20         | 775.1.008.2A | 40    | 34         | 779.1.119.2A | 32    | 31         | 788.1.054.1A  | 12    | 4          | 8000.36726   | 40.1  | 22         |
| 771.5.669.2B | 24    | 14         | 775.1.011.1A | 36    | 21         | 779.1.133.1A | 14    | 24         | 788.1.066.1AA | 11    | 22         | 8000.42278   | 23    | 18         |
| 771.5.669.2B | 26    | 6          | 775.1.011.1A | 40    | 9          | 779.1.162.1A | 9     | 27         | 788.1.066.1AB | 11    | 22         | 8000.44240   | 39    | 2          |
| 771.5.669.2B | 27    | 24         | 775.1.011.1A | 40.1  | 9          | 779.1.198.1A | 9     | 23         | 788.1.066.1AC | 11    | 22         | 8000.44240   | 40    | 19         |
| 771.5.721.2B | 34    | 9          | 775.1.013.1A | 40    | 33         | 779.1.203.1A | 2     | 7          | 789.1.001.1A  | 37    | 10         | 8000.44240   | 40.1  | 19         |
| 771.5.723.2B | 20    | 2          | 775.1.013.1A | 40.1  | 15         | 779.1.213.1A | 19    | 9          | 791.1.015.1A  | 38    | 7          | 8000.56359   | 29    | 16         |
| 771.5.723.2B | 21    | 5          | 776.4.002.1A | 23    | 2          | 779.4.005.1A | 18    | 4          | 791.1.039.1A  | 38    | 3          | 8000.56359   | 31    | 16         |
| 771.5.723.2B | 33    | 30         | 776.5.032.2A | 16    | 13         | 779.5.001.1A | 31    | 20         | 791.1.040.1A  | 22    | 11         | 8000.56359   | 36    | 17         |
| 771.5.723.2B | 34    | 25         | 777.5.038.2B | 35    | 9          | 779.5.001.1A | 36    | 13         | 791.1.052.1A  | 30    | 20         | 8000.56443   | 35    | 16         |
| 771.5.754.2B | 27    | 6          | 777.5.049.2C | 11    | 10         | 779.5.001.1A | 40    | 14         | 791.2.029.1A  | 7     | 5          | 8000.56443   | 39    | 9          |
| 772.1.010.2A | 8     | 22         | 777.5.049.2C | 36    | 20         | 779.5.001.1A | 40.1  | 14         | 799.1.025.1A  | 2     | 20         | 8000.56741   | 23    | 6          |

INDEX





| CODE No.   | Drwg. | POS.<br>N. | CODE No.      | Drwg. | POS.<br>N. | CODE No.     | Drwg. | POS.<br>N. | CODE No.     | Drwg. | POS.<br>N. | CODE No.     | Drwg. | POS.<br>N. |
|------------|-------|------------|---------------|-------|------------|--------------|-------|------------|--------------|-------|------------|--------------|-------|------------|
| 8000.56742 | 23    | 3          | 8000.74504    | 40.1  | 21         | 821.1.051.1A | 20    | 3          | 829.1.073.3A | 5     | 21         | 840.1.006.1A | 13    | 11         |
| 8000.56746 | 23    | 8          | 8000.74505    | 35    | 21         | 821.1.051.1A | 21    | 2          | 829.1.078.1A | 33    | 1          | 840.1.007.1A | 13    | 11         |
| 8000.56747 | 23    | 9          | 8000.74505    | 40    | 24         | 821.1.052.1A | 33    | 37         | 829.1.096.1A | 29    | 12         | 840.1.008.1A | 13    | 11         |
| 8000.56748 | 23    | 10         | 8000.74505    | 40.1  | 24         | 821.1.054.1A | 29    | 25         | 829.1.109.1B | 28    | 1          | 840.1.009.1A | 13    | 11         |
| 8000.56752 | 23    | 17         | 8000.77936    | 23    | 11         | 821.1.068.1A | 20    | 29         | 829.1.124.2A | 10    | 36         | 840.1.010.1A | 13    | 11         |
| 8000.59056 | 33    | 4          | 8000.78345    | 24    | 16         | 821.1.068.1A | 21    | 14         | 829.1.127.1A | 30    | 12         | 840.1.011.1A | 13    | 11         |
| 8000.59572 | 22    | 17         | 801.1.023.2A  | 16    | 28         | 821.1.070.1A | 2     | 17         | 829.1.136.1A | 35    | 36         | 840.1.012.1A | 13    | 11         |
| 8000.59572 | 30    | 7          | 801.1.024.2A  | 16    | 4          | 821.1.089.1A | 36    | 11         | 829.1.218.1B | 23    | 20         | 840.1.013.1A | 13    | 11         |
| 8000.62648 | 34    | 4          | 802.1.005.1A  | 38    | 9          | 821.1.091.1A | 33    | 7          | 829.1.227.1B | 27    | 22         | 840.1.014.1A | 13    | 11         |
| 8000.62655 | 20    | 26         | 806.1.014.0A  | 35    | 12         | 821.1.096.1A | 33    | 10         | 829.1.228.1B | 26    | 9          | 840.1.015.1A | 13    | 11         |
| 8000.62655 | 21    | 8          | 806.1.014.1AA | 35    | 12         | 824.1.043.1A | 21    | 1          | 829.1.230.1B | 30    | 8          | 840.1.016.1A | 13    | 11         |
| 8000.62705 | 38    | 23         | 806.1.014.1AB | 35    | 12         | 824.1.044.1A | 20    | 1          | 829.1.231.1A | 35    | 5          | 840.1.017.1A | 13    | 11         |
| 8000.62729 | 10    | 35         | 806.1.014.1AG | 35    | 12         | 824.1.045.1A | 21    | 12         | 829.1.233.1A | 22    | 5          | 840.1.018.1A | 13    | 11         |
| 8000.62729 | 16    | 20         | 808.2.004.1A  | 32    | 14         | 824.1.046.1A | 20    | 23         | 829.1.235.1A | 15    | 31         | 840.1.019.1A | 13    | 11         |
| 8000.63150 | 35    | 6          | 80A0.53548    | 20    | 18         | 825.1.018.1A | 33    | 18         | 829.1.287.1A | 30    | 19         | 840.1.020.1A | 13    | 11         |
| 8000.63150 | 40    | 7          | 80C0.05893    | 38    | 22         | 826.1.009.1A | 2     | 33         | 829.2.232.1A | 36    | 19         | 840.1.021.1A | 13    | 11         |
| 8000.63161 | 35    | 7          | 814.1.091.1B  | 41    | 15         | 826.1.011.1A | 3     | 13         | 829.2.234.1A | 30    | 4          | 840.1.022.1A | 13    | 11         |
| 8000.63161 | 36    | 22         | 814.1.114.1A  | 1.3   | 8          | 827.1.087.1B | 33    | 22         | 830.1.091.2A | 16    | 19         | 840.1.023.1A | 13    | 11         |
| 8000.63161 | 40    | 8          | 815.1.022.1A  | 10    | 42         | 827.1.115.1A | 20    | 24         | 830.1.144.1A | 11    | 20         | 840.1.024.1A | 13    | 11         |
| 8000.65535 | 35    | 8          | 815.1.022.1A  | 28    | 4          | 827.1.115.1A | 21    | 7          | 830.1.170.1A | 28    | 2          | 840.1.025.1A | 13    | 11         |
| 8000.66526 | 29    | 19         | 818.2.009.1A  | 4     | 3          | 827.1.139.2B | 18    | 8          | 830.1.171.1A | 28    | 14         | 840.1.026.1A | 13    | 11         |
| 8000.66774 | 24    | 25         | 819.1.009.1A  | 32    | 23         | 827.1.157.1A | 41    | 8          | 835.1.002.1A | 38    | 15         | 840.1.027.1A | 13    | 11         |
| 8000.67981 | 33    | 8          | 819.1.017.1A  | 34    | 11         | 827.1.178.1A | 29    | 15         | 840.1.001.1A | 13    | 11         | 840.1.028.1A | 13    | 11         |
| 8000.68490 | 27    | 14         | 821.1.001.1A  | 2     | 26         | 827.1.179.1A | 16    | 27         | 840.1.002.1A | 13    | 11         | 840.1.029.1A | 13    | 11         |
| 8000.70139 | 1.1   | 2          | 821.1.009.1B  | 34    | 19         | 827.1.183.1A | 41    | 4          | 840.1.003.1A | 13    | 11         | 840.1.030.1A | 13    | 11         |
| 8000.74504 | 35    | 4          | 821.1.028.2B  | 38    | 18         | 827.2.134.1A | 38    | 20         | 840.1.004.1A | 13    | 11         | 840.1.031.1A | 13    | 11         |
| 8000.74504 | 40    | 21         | 821.1.033.2B  | 32    | 21         | 829.1.021.2A | 37    | 5          | 840.1.005.1A | 13    | 11         | 840.1.032.1A | 13    | 11         |

INDEX

| CODE No.     | Drwg. | POS.<br>N. | CODE No.     | Drwg. | POS.<br>N. | CODE No.      | Drwg. | POS.<br>N. | CODE No.     | Drwg. | POS.<br>N. | CODE No.     | Drwg. | POS.<br>N. |
|--------------|-------|------------|--------------|-------|------------|---------------|-------|------------|--------------|-------|------------|--------------|-------|------------|
| 840.1.033.1A | 13    | 11         | 841.1.028.1A | 40.1  | 13         | 852.1.104.1C  | 6     | 11         | 856.1.002.1A | 13    | 4          | 877.1.067.1A | 26    | 15         |
| 840.1.034.1A | 13    | 11         | 847.4.002.1A | 20    | 25         | 852.1.104.1D  | 6     | 11         | 856.1.002.1A | 8     | 16         | 877.1.069.1A | 27    | 13         |
| 840.1.051.1B | 13    | 9          | 847.4.002.1A | 21    | 9          | 852.1.104.1E  | 6     | 11         | 856.1.025.1A | 10    | 7          | 877.2.045.1A | 31    | 18         |
| 840.1.052.1B | 13    | 9          | 850.1.003.1A | 40    | 3          | 852.1.104.1F  | 6     | 11         | 856.1.031.1A | 3     | 16         | 881.1.010.1C | 12    | 18         |
| 840.1.053.1B | 13    | 9          | 850.1.003.1A | 40.1  | 3          | 852.1.104.1G  | 6     | 11         | 856.1.040.1A | 40    | 35         | 881.1.012.1A | 2     | 32         |
| 840.1.054.1B | 13    | 9          | 850.4.010.1A | 36    | 12         | 852.1.104.1H  | 6     | 11         | 856.1.042.1A | 40    | 5          | 881.1.030.1A | 5     | 25         |
| 840.1.055.1B | 13    | 9          | 850.4.012.1A | 38    | 12         | 852.1.104.1I  | 6     | 11         | 856.1.042.1A | 40.1  | 5          | 881.2.001.1A | 4     | 19         |
| 840.1.056.1B | 13    | 9          | 850.4.037.1A | 39    | 12         | 852.1.104.1J  | 6     | 11         | 856.1.071.1A | 12    | 9          | 882.1.003.1A | 8     | 14         |
| 840.1.057.1B | 13    | 9          | 850.4.038.1A | 40.1  | 29         | 852.1.104.1K  | 6     | 11         | 856.4.002.1A | 40    | 36         | 882.1.006.1A | 2     | 16         |
| 840.1.058.1B | 13    | 9          | 850.4.039.1A | 40    | 38         | 852.1.104.1L  | 6     | 11         | 856.4.002.1A | 40.1  | 8          | 884.1.005.1A | 25    | 25         |
| 840.1.059.1B | 13    | 9          | 850.4.039.1A | 40.1  | 7          | 852.1.104.1M  | 6     | 11         | 863.1.002.1A | 12    | 14         | 884.4.001.1A | 34    | 14         |
| 840.1.060.1B | 13    | 9          | 851.1.001.1B | 4     | 9          | 852.1.104.1N  | 6     | 11         | 866.1.030.1A | 36    | 9          | 884.4.007.1A | 32    | 12         |
| 840.1.061.1B | 13    | 9          | 851.4.001.1A | 4     | 5          | 852.1.105.1AB | 3     | 26         | 866.1.035.1A | 19    | 5          | 884.4.011.1A | 7     | 10         |
| 840.1.062.1B | 13    | 9          | 852.1.001.1A | 32    | 16         | 852.1.105.1AD | 3     | 26         | 866.1.036.1A | 35    | 11         | 884.4.012.1A | 37    | 7          |
| 840.1.063.1B | 13    | 9          | 852.1.002.1A | 32    | 16         | 852.1.105.1AG | 3     | 26         | 866.1.038.1A | 19    | 15         | 884.5.003.1A | 20    | 17         |
| 840.1.064.1B | 13    | 9          | 852.1.003.1A | 32    | 16         | 852.1.108.1AH | 3     | 1          | 872.1.011.1A | 24    | 21         | 884.5.003.1A | 21    | 4          |
| 840.1.065.1B | 13    | 9          | 852.1.005.1A | 2     | 14         | 852.1.108.1AL | 3     | 1          | 872.1.015.1A | 24    | 15         | 886.4.003.1A | 11    | 23         |
| 840.1.066.1B | 13    | 9          | 852.1.008.1A | 5     | 10         | 852.1.108.1AN | 3     | 1          | 872.1.019.1A | 32    | 11         | 886.4.011.1A | 38    | 8          |
| 840.1.067.1B | 13    | 9          | 852.1.053.1A | 2     | 2          | 852.1.111.1A  | 2     | 5          | 872.1.026.1A | 19    | 4          | 886.4.021.1A | 16    | 24         |
| 840.1.068.1B | 13    | 9          | 852.1.053.1A | 20    | 13         | 852.1.120.1A  | 9     | 32         | 873.1.035.1A | 24    | 26         | 886.4.022.1A | 16    | 23         |
| 840.1.069.1B | 13    | 9          | 852.1.054.1A | 33    | 2          | 852.1.124.1A  | 13    | 25         | 873.1.039.1A | 9     | 36         | 886.4.028.1A | 15    | 28         |
| 840.1.070.1B | 13    | 9          | 852.1.075.1A | 40    | 2          | 852.5.001.1A  | 35    | 17         | 875.1.052.1A | 28    | 11         | 886.4.035.1A | 11    | 8          |
| 840.1.071.1B | 13    | 9          | 852.1.075.1A | 40.1  | 2          | 852.5.002.1A  | 40    | 29         | 875.1.053.1A | 28    | 12         | 886.4.037.1A | 9     | 4          |
| 841.1.002.2A | 4     | 2          | 852.1.096.1A | 24    | 32         | 852.5.002.1A  | 40.1  | 16         | 875.1.065.1A | 1.3   | 3          | 886.4.043.1A | 4     | 27         |
| 841.1.028.1A | 28    | 8          | 852.1.099.1A | 17    | 20         | 852.5.003.1A  | 31    | 11         | 876.1.047.3A | 31    | 19         | 886.5.015.1A | 28    | 15         |
| 841.1.028.1A | 36    | 14         | 852.1.104.1A | 6     | 11         | 852.5.005.1A  | 9     | 18         | 876.1.071.1A | 31    | 23         | 88700.5644   | 1     | 34         |
| 841.1.028.1A | 40    | 13         | 852.1.104.1B | 6     | 11         | 856.1.001.1A  | 3     | 6          | 877.1.066.1A | 33    | 16         | 88700.5665   | 1     | 27         |

INDEX

| CODE No.   | Drwg. | POS.<br>N. | CODE No.    | Drwg. | POS.<br>N. | CODE No.     | Drwg. | POS.<br>N. | CODE No.     | Drwg. | POS.<br>N. | CODE No.   | Drwg. | POS.<br>N. |
|------------|-------|------------|-------------|-------|------------|--------------|-------|------------|--------------|-------|------------|------------|-------|------------|
| 88700.5749 | 1     | 20         | 88713.2096  | 1     | 2          | 88765.1126P  | 1.2   | 10         | 893.4.005.1A | 26    | 11         | 94247.0014 | 10    | 5          |
| 88713.0123 | 1     | 5          | 88713.2103  | 1     | 3          | 88765.1126Q  | 1.2   | 5          | 893.4.005.1A | 33    | 19         | 94247.0014 | 11    | 15         |
| 88713.0137 | 1     | 11         | 88713.2107  | 1     | 1          | 88765.1126R  | 1.2   | 3          | 894.2.009.1A | 9     | 19         | 94247.0014 | 5     | 19         |
| 88713.0143 | 1     | 32         | 88713.2133  | 1     | 26         | 88765.1126S  | 1.2   | 22         | 895.4.001.2A | 38    | 5          | 98112.0002 | 1     | 4          |
| 88713.0262 | 1     | 29         | 88765.0999  | 1     | 16         | 88765.1126T  | 1.2   | 23         | 8A00.67997   | 3     | 14         |            |       |            |
| 88713.0844 | 1     | 33         | 88765.1000  | 1     | 15         | 88765.1126T  | 1.3   | 16         | 8A00.67997   | 32    | 9          |            |       |            |
| 88713.0874 | 1     | 6          | 88765.1005  | 1     | 15         | 88765.1126U  | 1.2   | 20         | 8A00.69056   | 25    | 13         |            |       |            |
| 88713.0875 | 1     | 8          | 88765.1006  | 1     | 15         | 88765.1126V  | 1.2   | 8          | 8BB0.61070   | 40.1  | 27         |            |       |            |
| 88713.0879 | 1     | 7          | 88765.1058  | 1     | 13         | 88765.1126Z  | 1.2   | 1          | 913.7.066.1F | 36    | 4          |            |       |            |
| 88713.0957 | 1.1   | 7          | 88765.1073  | 1.2   | 21         | 88765.1236   | 1     | 10         | 914.7.023.1A | 1.2   | 2          |            |       |            |
| 88713.1010 | 1     | 31         | 88765.1074  | 1.2   | 21         | 88765.1236   | 1.1   | 1          | 914.7.023.1B | 1.2   | 2          |            |       |            |
| 88713.1010 | 1.1   | 10         | 88765.1075  | 1.2   | 21         | 88765.1237   | 1     | 10         | 914.7.023.1C | 1.2   | 2          |            |       |            |
| 88713.1058 | 1.1   | 9          | 88765.1076  | 1.2   | 21         | 88765.1237   | 1.1   | 1          | 914.7.023.1D | 1.2   | 2          |            |       |            |
| 88713.1072 | 1.1   | 6          | 88765.1077  | 1.2   | 21         | 88765.1238   | 1     | 10         | 914.7.023.1E | 1.2   | 2          |            |       |            |
| 88713.1078 | 1     | 12         | 88765.1086  | 1     | 22         | 88765.1238   | 1.1   | 1          | 930.1.005.1A | 25    | 19         |            |       |            |
| 88713.1079 | 1     | 14         | 88765.1126  | 1.2   | 6          | 88765.1239   | 1     | 10         | 930.4.024.1A | 24    | 5          |            |       |            |
| 88713.1091 | 1     | 21         | 88765.1126A | 1.2   | 4          | 88765.1239   | 1.1   | 1          | 93783.0812   | 3     | 30         |            |       |            |
| 88713.1096 | 1.1   | 8          | 88765.1126B | 1.2   | 12         | 88765.1240   | 1     | 10         | 93783.1524   | 11    | 11         |            |       |            |
| 88713.1215 | 1     | 9          | 88765.1126C | 1.2   | 11         | 88765.1240   | 1.1   | 1          | 93784.2030   | 5     | 9          |            |       |            |
| 88713.1344 | 1.1   | 3          | 88765.1126D | 1.2   | 14         | 88765.1241   | 1.3   | 0          | 93785.1830   | 10    | 16         |            |       |            |
| 88713.1515 | 1.1   | 5          | 88765.1126E | 1.2   | 9          | 88765.1242   | 1.3   | 0          | 93823.0128   | 4     | 32         |            |       |            |
| 88713.1749 | 1     | 24         | 88765.1126F | 1.2   | 13         | 88765.1243   | 1.3   | 0          | 93823.2018   | 4     | 30         |            |       |            |
| 88713.1994 | 1     | 25         | 88765.1126G | 1.2   | 17         | 88765.1244   | 1.3   | 0          | 93823.2082   | 5     | 14         |            |       |            |
| 88713.2009 | 1     | 30         | 88765.1126H | 1.2   | 16         | 88765.1245   | 1.3   | 0          | 93823.3156   | 10    | 34         |            |       |            |
| 88713.2011 | 1     | 17         | 88765.1126L | 1.2   | 19         | 88765.1297   | 1     | 23         | 93827.0114   | 10    | 28         |            |       |            |
| 88713.2036 | 1     | 19         | 88765.1126M | 1.2   | 18         | 88765.1322   | 1     | 18         | 93827.0114   | 5     | 12         |            |       |            |
| 88713.2092 | 1     | 28         | 88765.1126N | 1.2   | 7          | 893.1.005.1A | 5     | 15         | 93827.0114   | 9     | 22         |            |       |            |

|   |                    |                  |                       |
|---|--------------------|------------------|-----------------------|
| <b>DUCATI</b> MOTOR HOLDING    | <b>SS</b> 900 i.e. | M.Y. '02         | U.S.A.                |
| Spare Sparts Department   | P.N. 91510611E     | Maggio - May '01 | Edizione - Edition 00 |
| <b>DUCATI</b> MOTOR HOLDING    | <b>SS</b> 900 i.e. | M.Y. '02         | U.S.A.                |
| Spare Sparts Department   | P.N. 91510611E     | Maggio - May '01 | Edizione - Edition 00 |
| <b>DUCATI</b> MOTOR HOLDING  | <b>SS</b> 900 i.e. | M.Y. '02         | U.S.A.                |
| Spare Sparts Department   | P.N. 91510611E     | Maggio - May '01 | Edizione - Edition 00 |
| <b>DUCATI</b> MOTOR HOLDING  | <b>SS</b> 900 i.e. | M.Y. '02         | U.S.A.                |
| Spare Sparts Department   | P.N. 91510611E     | Maggio - May '01 | Edizione - Edition 00 |