

GENERAL INFORMATION

The present *spare parts* list enables one to order exactly the right spare parts.

When ordering specify:

- 1) the part's code number followed by its description;
 - 2) the motorcycle's serial number, stamped on the steering head.
- Reference to right and left apply to the vehicle in terms of its direction of movement.

VALIDIT

f.m. Until V.I.N.
d.m. From V.I.N.
f.m.m. Up to engine number
d.m.m. From engine number

● RED motorcycle

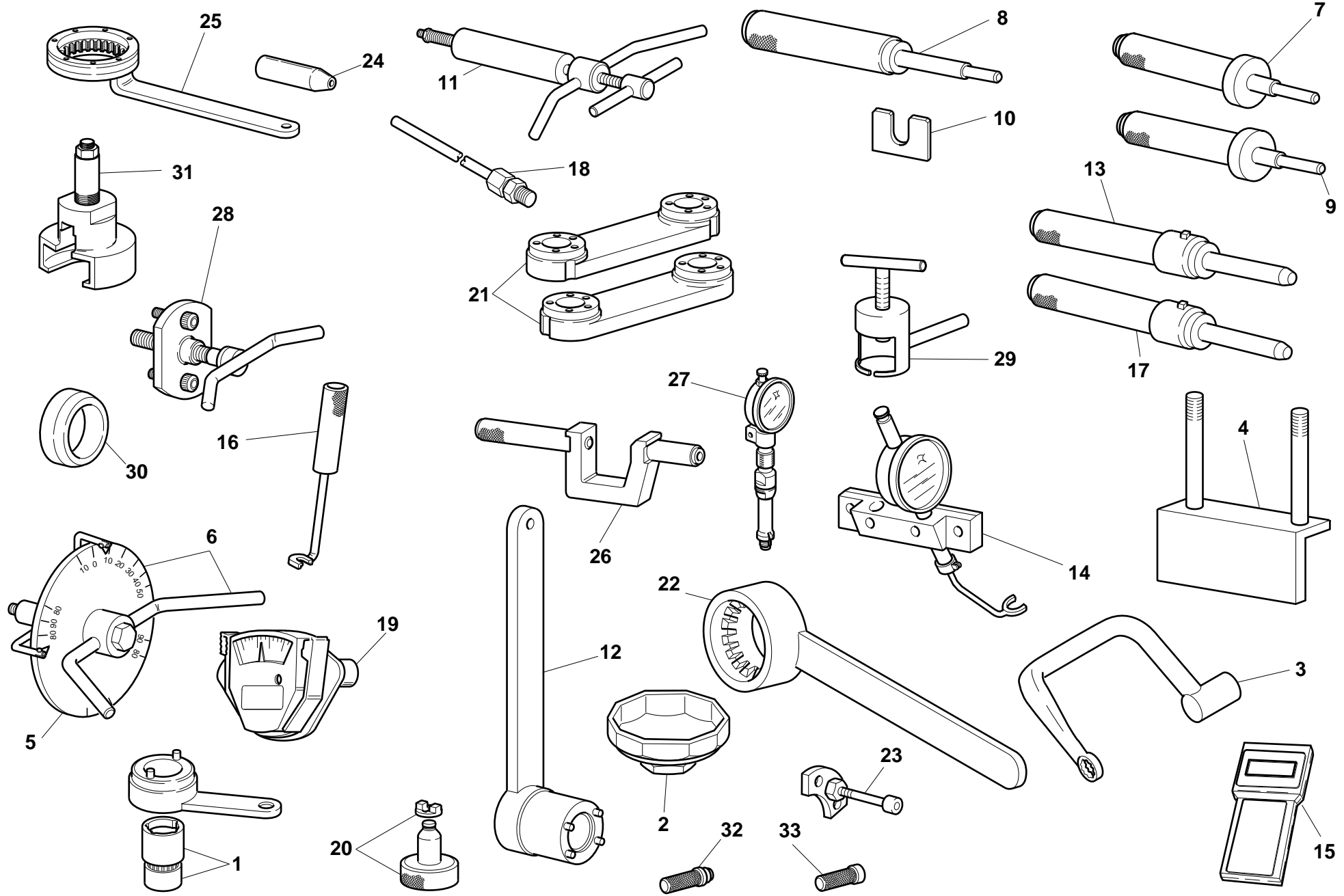
All data are subject to modification without prior notice.

DUCATI MOTOR S.p.A.
Uffici Commerciali Amministrativi:
Via A. Cavalieri Ducati n. 3
40132 Bologna, Italy
Telefono 39 51 6413111
Fax 39 51 406580
Internet www.ducati.com

CONTENS


5	001	WORKSHOP SPECIAL TOOLS
7	001.1	WORKSHOP SPECIAL TOOLS
9	001.2	DIAGNOSIS TESTER MATHESIS
11	002	GEARCHANGE
13	003	GEAR-BOX
15	004	CLUTCH
17	005	CLUTCH COVER
19	006	CRANKSHAFT
21	007	CYLINDERS - PISTONS
23	008	TIMING
25	009	FILTERS AND OIL PUMP
27	010	HALF CRANKCASES
29	011	WATER PUMP - ALTERNATOR COVER
31	012	ELECTRIC STARTER AND IGNITION
33	013	HEAD: TIMING
35	014	HEAD
37	015	COLLECTORS AND HEAD COVERS
39	016	THROTTLE BODY
41	017	ELECTRIC SYSTEM
43	017.1	ELECTRIC SYSTEM
45	018	INJECTION SYSTEM
47	019	EXHAUST SYSTEM
49	020	INSTRUMENT PANEL
51	021	FRONT HEAD-LIGHT
53	022	FRONT FORK
55	022.1	FRONT FORK
57	023	FRAME
59	024	CLUTCH CONTROL
61	025	FRONT HYDRAULIC BRAKE
63	026	REAR HYDRAULIC BRAKE
65	027	FRONT AND REAR WHEELS
67	028	REAR WHEEL PIN
69	029	REAR FRAME-REAR FOOT RESTS
71	030	REAR SUSPENSION
73	031	AIR INDUCTION-OIL VENT
75	032	WATER RADIATOR ASSY
77	033	COOLING CIRCUIT
79	034	FUEL TANK
81	034.1	FUEL TANK
83	035	SEAT
85	036	FAIRING
87	036.1	FAIRING
89	037	OIL COOLER
91	038	FUEL INFEED
93	039	MARKING PLATES

DRAWING 1 WORKSHOP SPECIAL TOOLS



DRAWING **1** WORKSHOP SPECIAL TOOLS

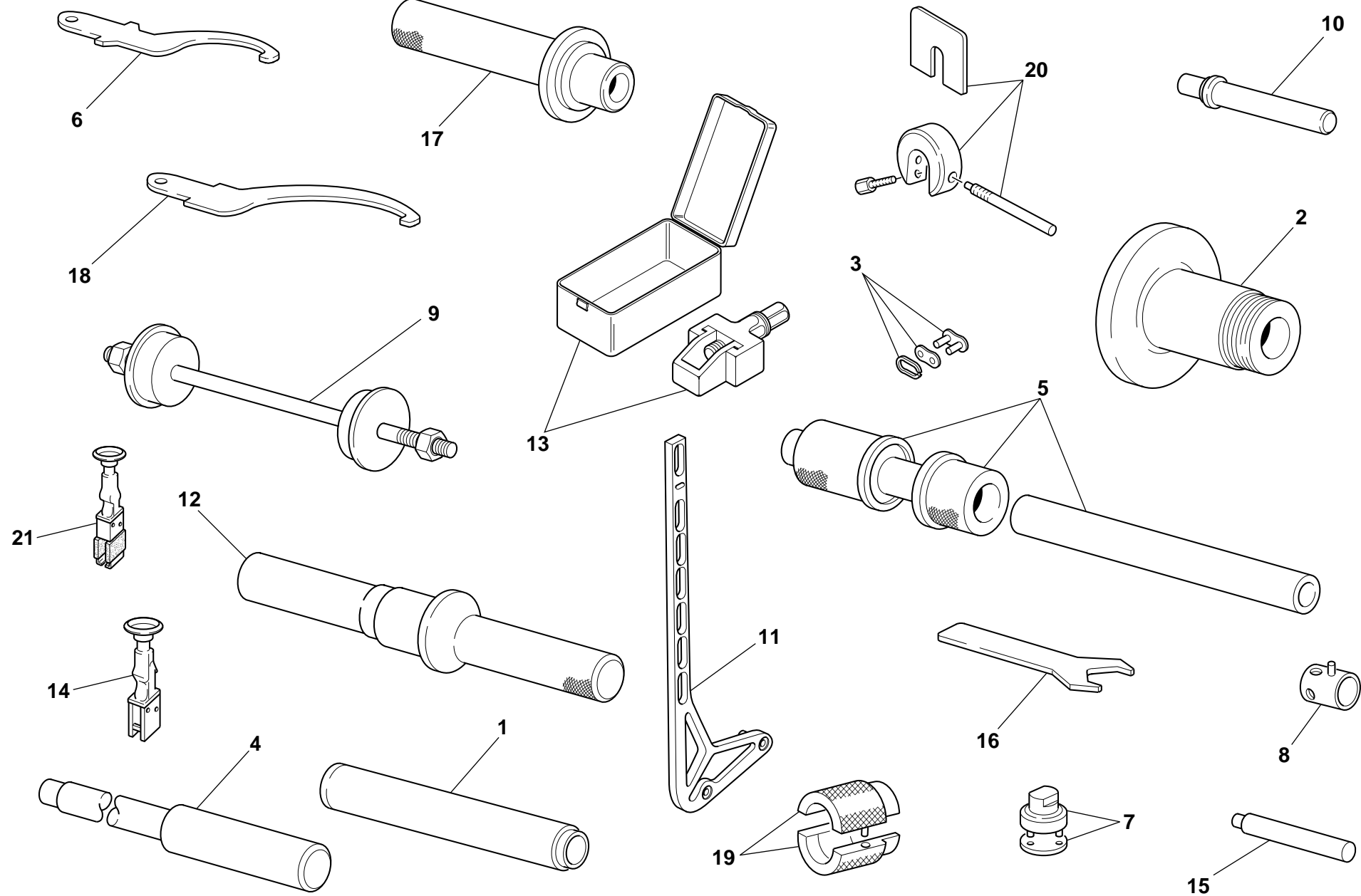
NOTES	NO.	CODE NO.	DESCRIPTION	VALIDITY	Q.TY	
	1	88700.5644	Timing belt rollers holder wrench		1	
	2	0675.03.210	Wrench for removing oil filter cartridge		1	
	3	88713.1139	Head nuts holder wrench		1	
	4	88713.0891	Head mounting base		1	
	5	98112.0002	Degree wheel		1	
	6	88713.0123	Degree wheel holder tool for ignition advance check		1	
	7	88713.0874	Exhaust valve guide punch tool		1	
	8	88713.0879	Punch tool to extract valve guide		1	
	9	88713.0875	Intake valve guide punch tool		1	
	10	88713.1309	Fork feeler gauge2,35 mm		1	
	11	88713.0862	Rocker shaft extractor		1	
	12	88713.0137	Crankshaft gear holder wrench for tightening nut		1	
	13	88713.1078	Punch tool for driving exhaust valve seat		1	
	14	88765.1001	Valve lift gauge		1	
	15	88765.1068	Check instrument		1	
GB	15	88765.1069	Check instrument		1	
D	15	88765.1070	Check instrument		1	
F	15	88765.1071	Check instrument		1	
E	15	88765.1072	Check instrument		1	
	16	88713.0844	Half-rings mounting punch tool		1	
	17	88713.1079	Punch tool for driving intake valve seat		1	
	18	88713.1010	Union for exhaust gas suction		1	

NOTES	NO.	CODE NO.	DESCRIPTION	VALIDITY	Q.TY	
	19	051.2.001.1A	Torque wrench for timing belt		1	
	20	88765.0978	Return cap of the valve control gauge		1	
	21	88713.0847	Camshaft stroke checking tool		1	
	22	88713.1419	Alternator holder wrench for tightening nut		1	
	23	88713.1091	Plate for positioning gear engagement fork		1	
	24	88700.5749	Crankcases assembling cap		1	
	25	88713.0146	Clutch drum holder wrench		1	
	26	88713.1093	Seal ring driving tool		1	
	27	88765.0968	T.D.C. control gauge		1	
	28	88713.0144	Extractor for removal of chain/generator cover		1	
	29	88713.1332	Extractor bushing bearing inner ring		1	
	30	88700.5665	Sleeve for installing clutch bell gear		1	
	31	88713.1502	Extractor for primary drive gear		1	
	32	88713.0869	Tool for assembling water pump front seal		1	
	33	88713.0870	Tool for assembling water pump front seal		1	

DRAWING

1.1


WORKSHOP SPECIAL TOOLS




DRAWING

1.1

WORKSHOP SPECIAL TOOLS

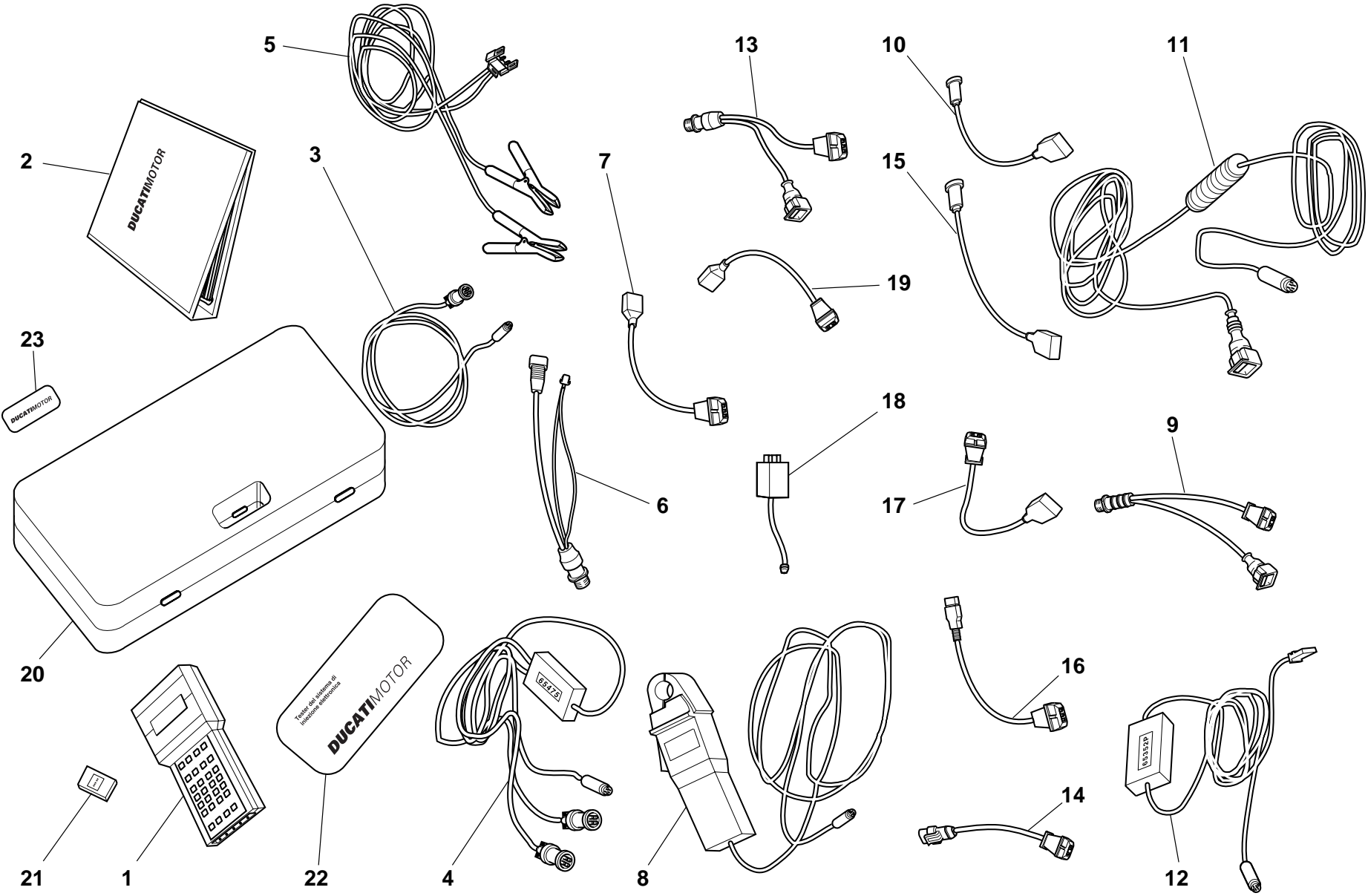
NOTES	NO.	CODE NO.	DESCRIPTION	VALIDITY	Q.TY	
	1	88713.1072	Stopper for driving the half bearing of the steering head base		1	
	2	88713.1073	Tool for balancing rear wheel		1	
	3	677.4.003.1A	Coupling		1	
	4	88713.1074	Stopper for disassembling the swingarm pivot		1	
	5	88713.1059	Tool for assembling the swingarm ball bearings		1	
	6	88713.1037	Wrench for adjusting the steering head		1	
	7	88713.1058	Wrench for assembling the steering head cap		1	
	8	8000.70139	Wrench for front wheel spindle		1	
	9	88713.1062	Tool for assembling the steering head bearings		1	
	10	88713.1071	Stopper for assembling the rocker needle bearings		1	
	11	699.2.063.1A	Geometry adjustment kit		1	
	12	88713.1067	Stopper for assembling the roller bearings of the eccentric hub		1	
	13	88713.1344	Tool for assembling chain		1	
	14	88713.1140	EPROM chip introducing		1	
	15	88713.1057	Stopper for inserting the steering damper bearing		1	
	16	88713.1077	Wrench for seat lock nut		1	
	17	88713.1068	Stopper for assembling the rear fork roller bearings		1	
	18	88713.1038	Wrench for adjusting the		1	

NOTES	NO.	CODE NO.	DESCRIPTION	VALIDITY	Q.TY	
			eccentric hub			
	19	88713.1096	Tool for overhauling SHOWA forks - assembling seal ring		1	
	20	88713.0957	Tool for holding SHOWA fork spacer		1	
	21	88713.1097	EPROM extractor		1	

DRAWING

1.2


DIAGNOSIS TESTER MATHESIS




DRAWING

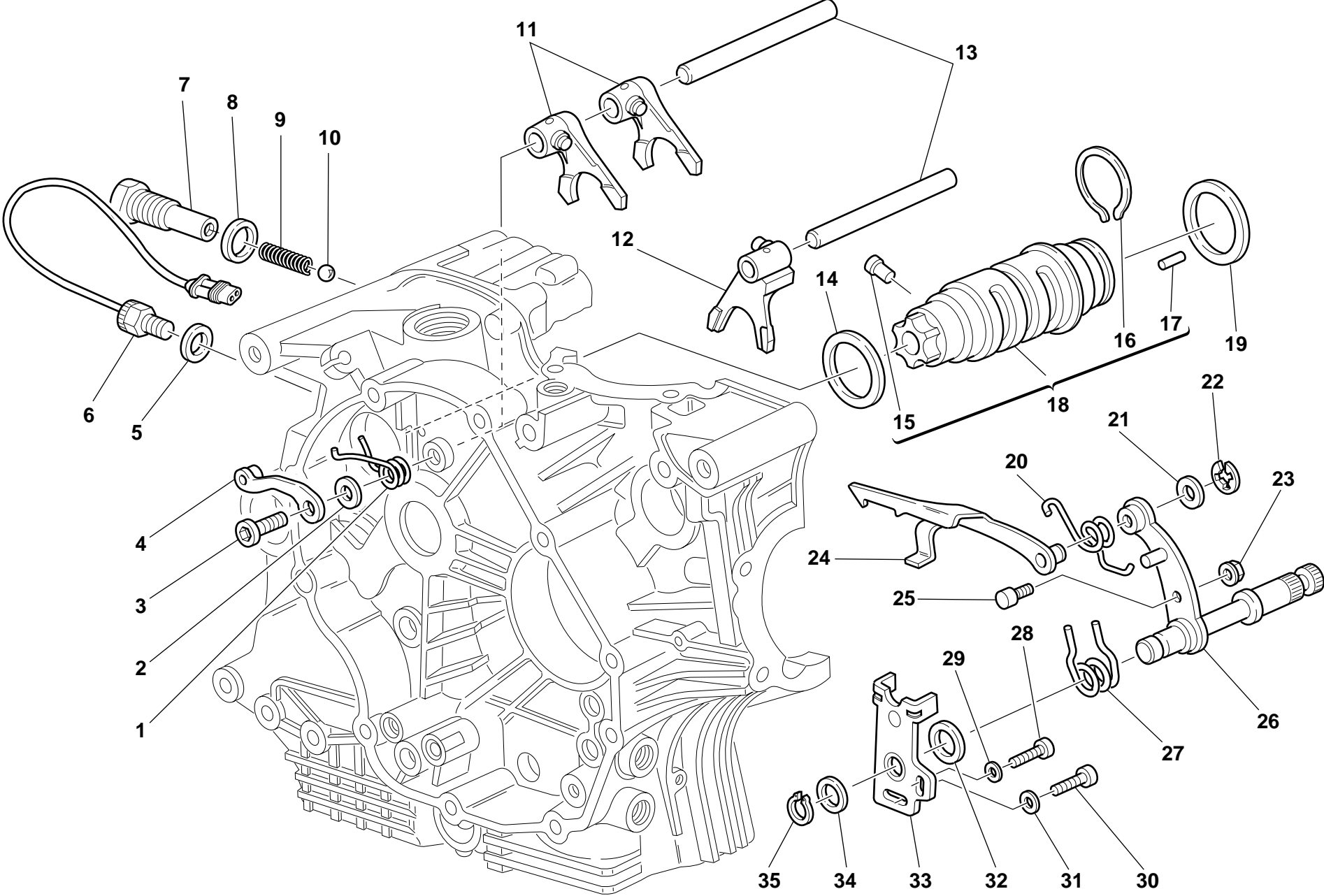
1.2

DIAGNOSIS TESTER MATHESIS

NOTES	NO.	CODE NO.	DESCRIPTION	VALIDITY	Q.TY	
	1	88765.1126Z	Bare Mathesis		1	
	2	914.7.023.1A	Italian manual		1	
	2	914.7.023.1B	English manual		1	
	2	914.7.023.1C	German manual		1	
	2	914.7.023.1D	Franch manual		1	
	2	914.7.023.1E	Spanish manual		1	
	3	88765.1126R	Main cable Mathesis		1	
	4	88765.1126A	Pickup Control cable		1	
	5	88765.1126Q	Battery mains cable		1	
	6	88765.1126	Mains cable adapter for self diagnosis		1	
	7	88765.1126N	Sensor for absolute pressure sampling		1	
	8	88765.1126V	Amperometer plier		1	
	9	88765.1126E	Adapter for 3 wires Pickup test cable		1	
	10	88765.1126P	Sensor for air temperature sampling		1	
	11	88765.1126C	Cable for potentiometer adjustment		1	
	12	88765.1126B	Test cable and speed indicator adjustment		1	
	13	88765.1126F	Adapter for 2 wires Pickup test cable		1	
	14	88765.1126D	Adapter for potentiometer adjustment		1	
	15	552.4.028.1A	Sensor for small throttle potentiometer sampling		1	
	16	88765.1126H	Sensor for throttle potentiomer sampling		1	

NOTES	NO.	CODE NO.	DESCRIPTION	VALIDITY	Q.TY	
	17	88765.1126G	Sensor for air/water temperature sampling		1	
	18	88765.1126M	Sfety remote switch		1	
	19	88765.1126L	2 Wires sampling Pickup sensor		1	
	20	88765.1126U	Case with sponge		1	
	21	88765.1073	Italian memory card		1	
	21	88765.1074	English memory card		1	
	21	88765.1075	German memory card		1	
	21	88765.1076	French memory card		1	
	21	88765.1077	Spanish memory card		1	
	22	88765.1126S	DUCATI sticker for case		1	
	23	88765.1126T	DUCATI sticker RH/LH side		1	


GEARCHANGE




DRAWING

2

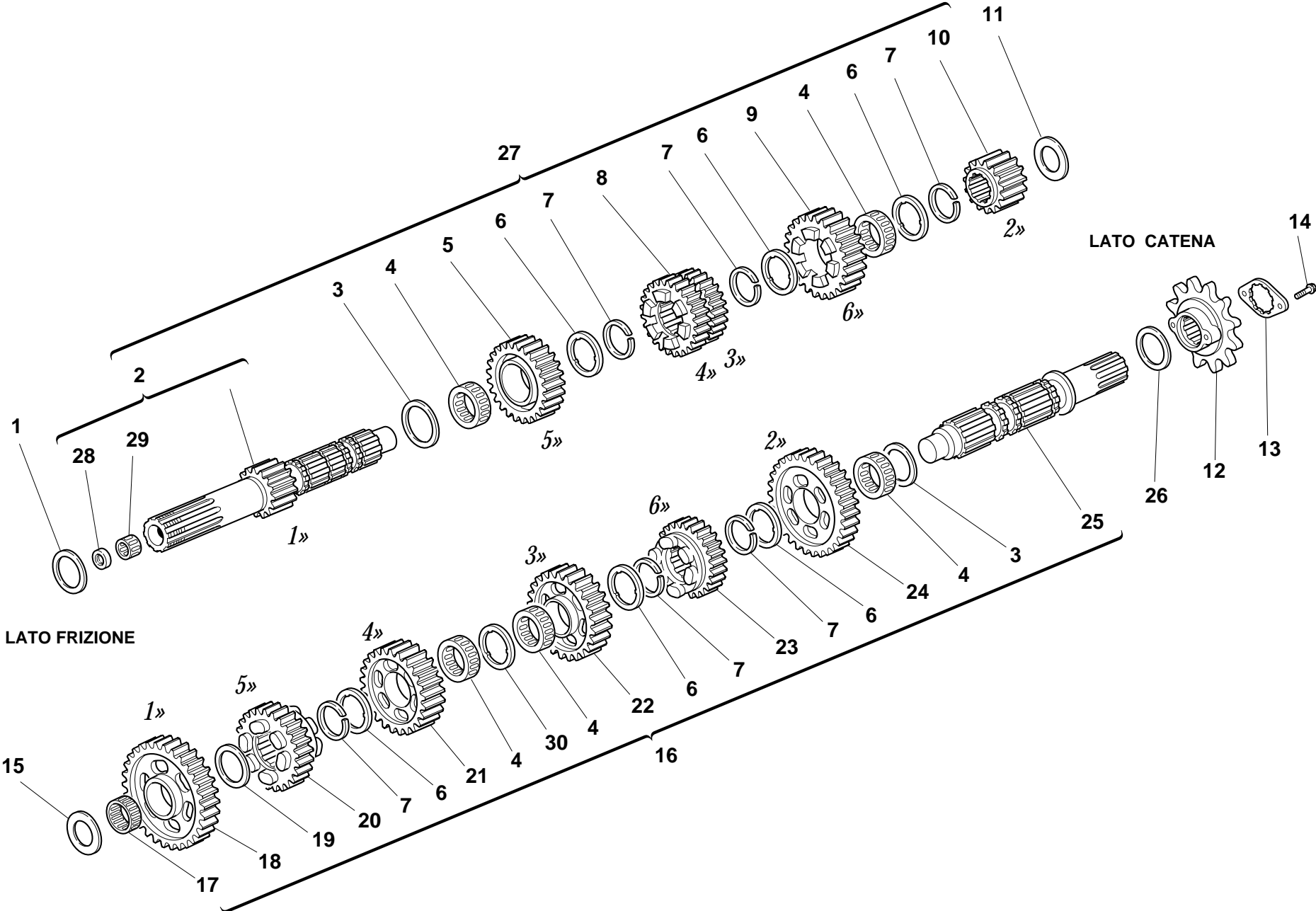
GEARCHANGE

NOTES	NO.	CODE NO.	DESCRIPTION	VALIDITY	Q.TY	
	1	799.1.049.1A	Return spring		1	
	2	852.1.053.1A	Washer		1	
	3	779.1.039.1A	Special screw		1	
	4	455.2.003.1A	Gear stopper assembly		1	
	5	0150.92.280	Gasket th.2		1	
	5	0504.03.085	Gasket th.1,5		1	
	5	420.2.000.8A	Copper gasket		1	
	5	852.1.111.1A	Gasket th.0.5		1	
	6	539.4.020.1A	Switch		1	
	7	0660.13.133	Push rod holder		1	
	8	0272.91.090	Gasket		1	
	9	0660.13.143	Gear selector spring		1	
	10	76835.1134	Ball		1	
	11	180.1.001.1A	1st,4th-2nd,3rd gear selector fork		2	
	12	180.1.002.1A	5th,6th gear selector fork		1	
	13	0660.13.070	Fork pin		2	
	14	852.1.005.1A	Shim th. 1		1	
	15	0660.13.045	Neutral light operating pin		1	
	16	882.1.006.1A	Needle retaining ring (square cross-section)		1	
	17	821.1.070.1A	Special roller (square cross-section)		6	
	18	182.2.006.2B	Complete gearbox drum		1	
	19	0660.13.060	Shim th. 1		1	
	20	799.1.025.1A	Fork return spring		1	
	21	0400.09.050	Shim th. 0.5		1	
	21	0765.92.205	Shim th. 0.2		2	

CATALOGUE No.: 915.1.096.1B
ISSUED: 02 - 00

NOTES	NO.	CODE NO.	DESCRIPTION	VALIDITY	Q.TY	
	22	0214.07.350	Ring		1	
	23	750.5.001.1A	Nut		1	
	24	180.1.008.1A	Gearbox drum control fork		1	
	25	0660.13.165	Gearchange lever pin		1	
	26	821.1.001.1A	Pin with gearchange lever		1	
	27	0799.13.110	Gearchange lever return spring		1	
	28	60N102509	Screw		1	
	29	462.3.003.8A	Washer		1	
	30	771.5.122.2B	Screw		1	
	31	462.3.003.7A	Washer		1	
	32	881.1.012.1A	Centering ring		1	
	33	826.1.009.1A	Stopper plate		1	
	34	0400.29.125	Shim th. 0.2		2	
	34	0400.29.126	Shim th. 0.5		1	
	35	73500.1542	Circlip		1	


CATALOGUE No.: 915.1.096.1B
ISSUED: 02 - 00




DRAWING

3

GEAR-BOX

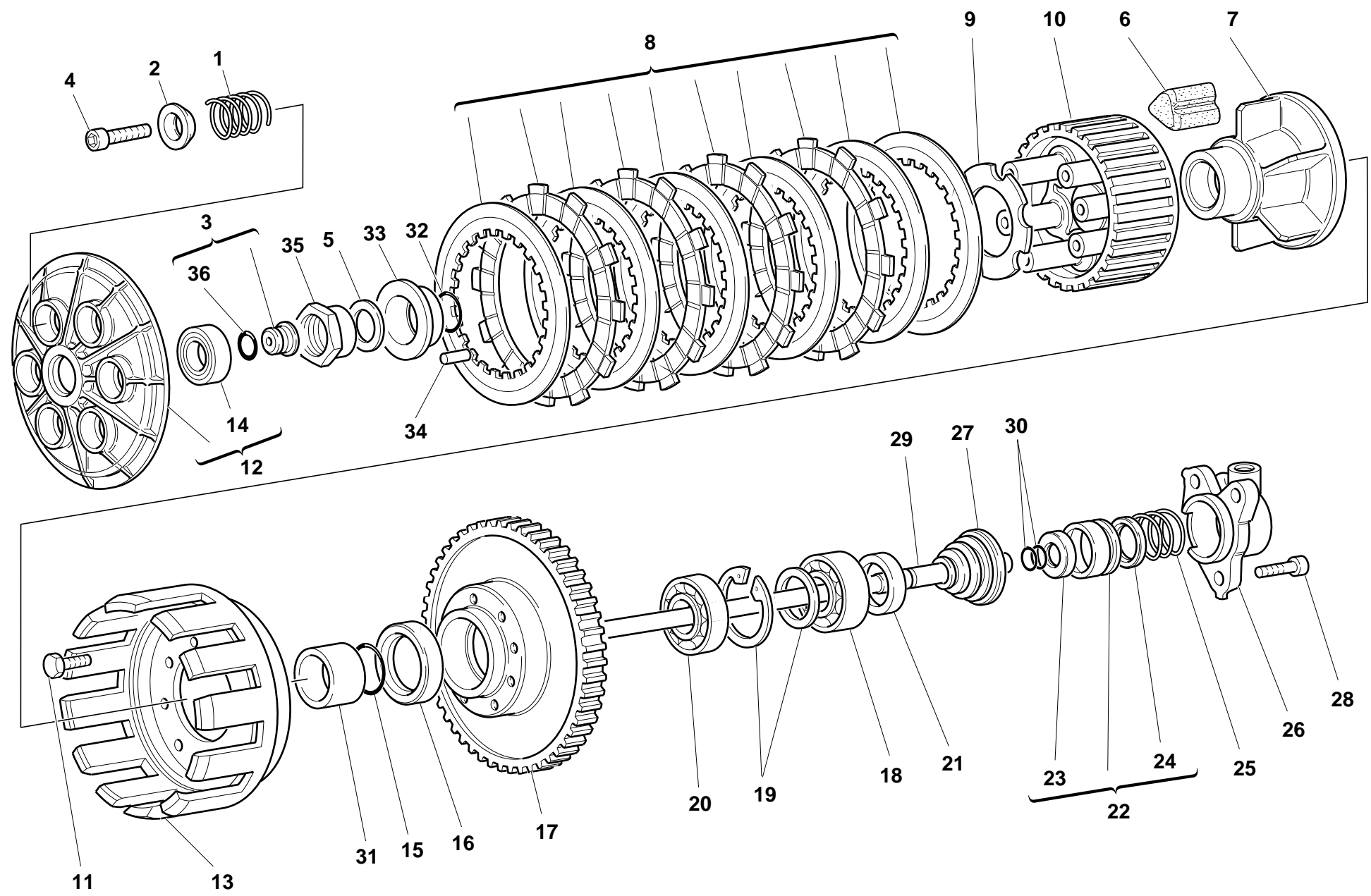
NOTES	NO.	CODE NO.	DESCRIPTION	VALIDITY	Q.TY	
	1	0251.47.050	Shim th. 1		1	
	1	0251.47.054	Shim th. 1.2		1	
	1	852.1.108.1AH	Shim th. 0.9		1	
	1	852.1.108.1AL	Shim th. 1,1		1	
	1	852.1.108.1AN	Shim th. 1,3		1	
	2	150.2.006.1A	Gearbox main shaft		1	
	3	0670.16.150	Shim th. 0.5		1	
	4	701.4.005.1A	Needle bearing		5	
	5	172.1.004.1A	Driving gear 5th sp.		1	
	6	856.1.001.1A	Grooved washer th. 0.5		6	
	7	0670.16.145	Snap ring		6	
	8	172.1.003.1A	Driving gear 3rd/4th sp.		1	
	9	172.1.005.1A	Driving gear 6th sp.		1	
	10	172.1.002.1B	Driving gear 2nd sp.		1	
	11	0670.16.163	Shim th. 1.8		1	
	11	0670.16.164	Shim th. 2		1	
	11	713.1.014.1A	Shim th. 1.5		1	
	11	713.1.014.1B	Shim th. 1.7		1	
	11	713.1.014.1E	Shim th. 1.6		1	
	11	713.1.014.1F	Shim th. 1.9		1	
	12	449.1.027.1A	Chain sprocket Z=15		1	
	13	826.1.011.1A	Sprocket keep plate		1	
	14	8A00.67997	Screw		2	
	15	0670.16.164	Shim th. 2		1	
	15	0670.16.165	Shim th. 2.2		1	
	15	0670.16.184	Shim th. 1		1	
	15	0670.16.185	Shim th. 1.2		1	

CATALOGUE No.: 915.1.096.1B
ISSUED: 02 - 00

NOTES	NO.	CODE NO.	DESCRIPTION	VALIDITY	Q.TY	
	15	713.1.011.1A	Spacer th. 2.3		1	
	15	713.1.014.1A	Shim th. 1.5		1	
	15	713.1.014.1E	Shim th. 1.6		1	
	16	150.2.035.1A	Complete lay shaft		1	
	17	76402.0002	Needle bearing		1	
	18	172.1.006.1B	Driven gear 1st sp.		1	
	19	0670.16.150	Shim th. 0.5		1	
	20	172.1.010.1A	Driven gear 5th sp.		1	
	21	172.1.009.1A	Driven gear 4th sp.		1	
	22	172.1.008.1A	Driven gear 3rd sp.		1	
	23	172.1.011.1A	Driven gear 6th sp.		1	
	24	172.1.007.1B	Driven gear 2nd sp.		1	
	25	149.1.024.1A	Gearbox lay shaft		1	
	26	0670.16.170	Shim th. 0.8		1	
	26	0670.16.171	Shim th. 1		1	
	26	852.1.105.1AB	Shim th. 0.9		1	
	26	852.1.105.1AD	Shim th. 1,1		1	
	26	852.1.105.1AG	Shim th. 0.7		1	
	27	150.2.005.1A	Complete main shaft		1	
	28	93783.0812	Seal ring		1	
	29	76270.0827	Needle bearing		1	
	30	856.1.031.1A	Grooved washer th. 0.5		1	

CATALOGUE No.: 915.1.096.1B
ISSUED: 02 - 00


DRAWING 4 CLUTCH



DRAWING **4** **CLUTCH**

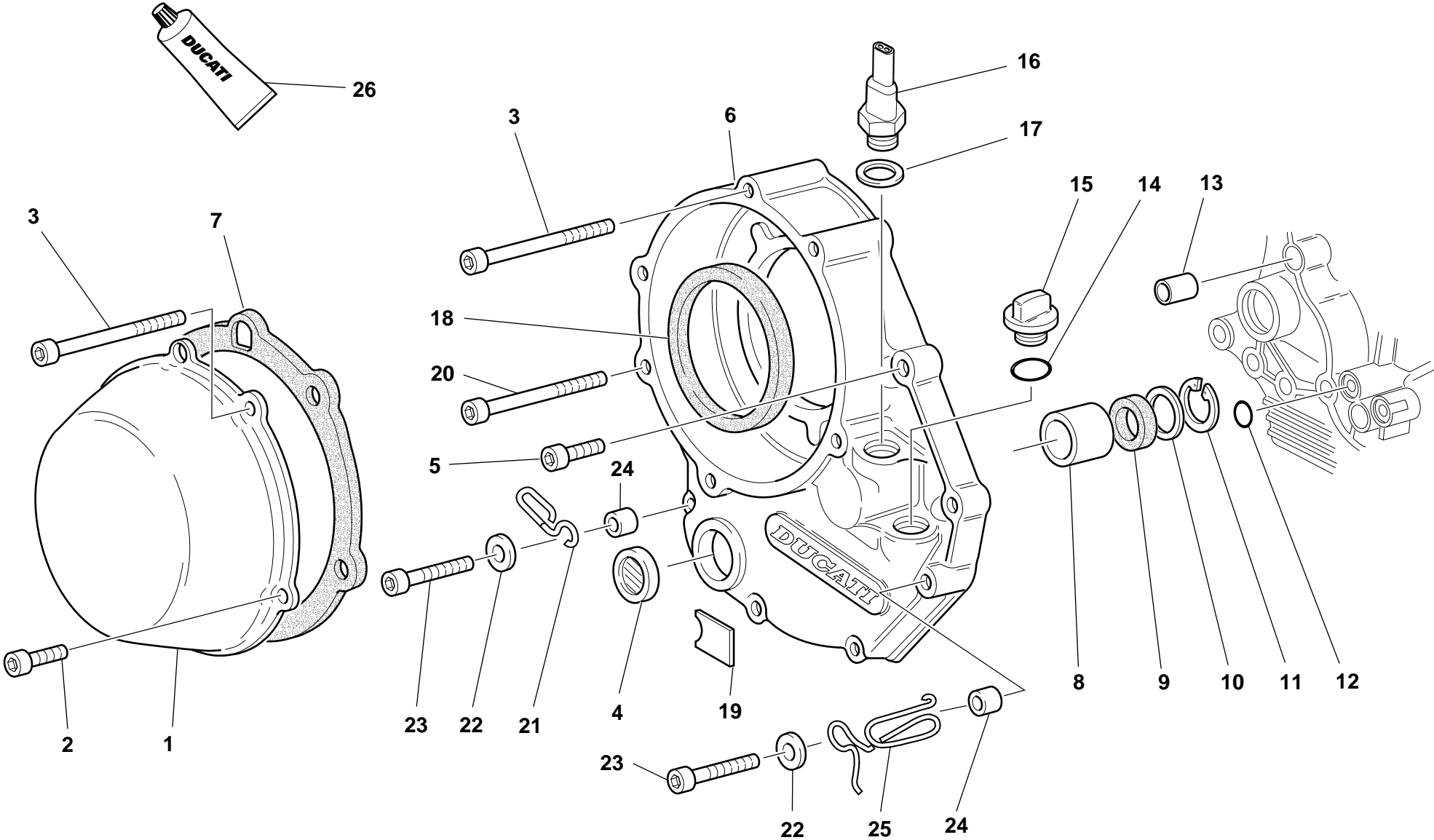
NOTES	NO.	CODE NO.	DESCRIPTION	VALIDITY	Q.TY	
	1	0659.16.555	Clutch spring		6	
	2	841.1.002.2A	Retainer		6	
	3	818.2.009.1A	Clutch control pin		1	
	4	771.5.043.2B	Screw		6	
	5	851.4.001.1A	Lock washer		1	
	6	764.1.003.1B	Rubber pad		12	
	7	162.1.001.1B	Plate holder hub		1	
	8	190.2.001.3A	Clutch plates set		1	
	9	851.1.001.1B	Lock washer		1	
	10	196.1.001.1B	Clutch drum		1	
	11	70610.8120	Screw		8	
	12	194.2.001.1B	Pressure plate		1	
	13	198.1.027.1A	Clutch housing		1	
	14	702.5.016.1A	Bearing		1	
	15	463.2.053.7A	O-ring		1	
	16	463.4.026.9A	Seal ring		1	
	17	170.2.020.2A	Clutch/crankshaft gears pair		1	
	18	463.7.022.6A	Bearing		1	
	19	881.2.001.1A	Circlip - spacer		1	
	20	75113.2566	Bearing		1	
	21	0660.16.145	Spacer		1	
	22	195.2.002.1B	Piston assembly		1	
	23	93785.0822	Seal ring		1	
	24	930.4.009.1A	Seal ring		1	
	25	799.1.012.1A	Spring		1	
	26	236.1.010.3A	Clutch cap		1	
	27	672.1.006.1A	Rod protection cover		1	

CATALOGUE No.: **915.1.096.1B**
ISSUED: **02 - 00**

NOTES	NO.	CODE NO.	DESCRIPTION	VALIDITY	Q.TY	
	28	60N107335	Screw		3	
	29	117.1.001.2A	Clutch control rod		1	
	30	93823.2018	O-ring		2	
	31	713.1.012.1B	Spacer		1	
	32	93823.0128	O-ring		1	
	33	710.1.002.1A	Bush		1	
	34	74224.0570	Pin		1	
	35	750.1.002.1B	Nut		1	
	36	0400.17.030	O-ring		1	

CATALOGUE No.: **915.1.096.1B**
ISSUED: **02 - 00**

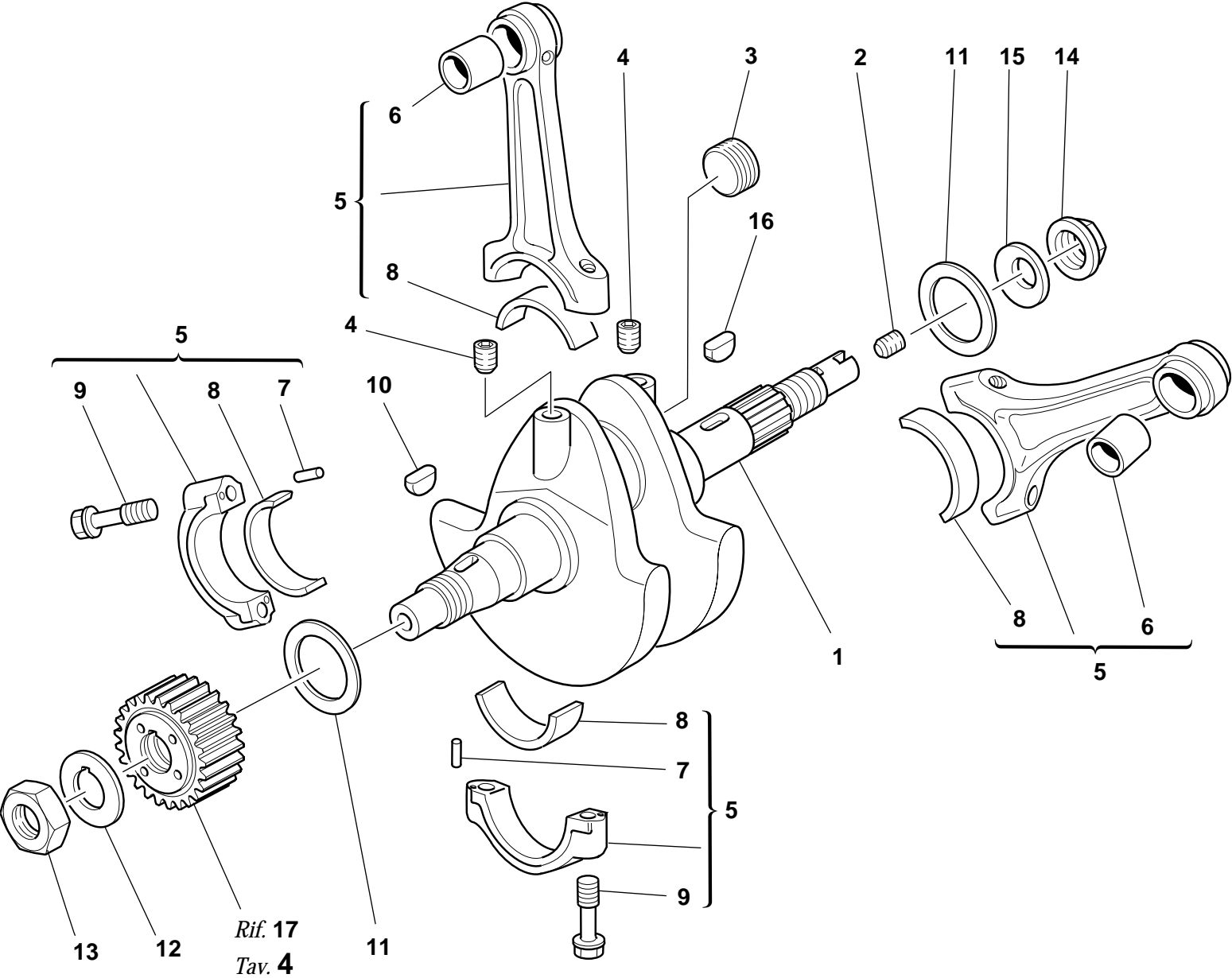
DRAWING 5 CLUTCH COVER



DRAWING 5 CLUTCH COVER


NOTES	NO.	CODE NO.	DESCRIPTION	VALIDITY	Q.TY	
	1	243.1.025.1AC	Clutch protection cover		1	
	2	60N102509	Screw		2	
	3	417.6.075.9A	Screw		3	
	4	254.4.001.1A	Oil level inspection cap		1	
	5	60N102510	Screw		4	
	6	243.2.004.1AC	Cover clutch side (GREY)		1	
	7	788.1.052.1A	Cover gasket		1	
	8	0665.49.680	Bush		1	
	9	93784.2030	Seal ring		1	
	10	852.1.008.1A	Shim th. 0.5		1	
	11	73503.3075	Circlip		1	
	12	93827.0114	O-ring		1	
	13	0400.49.240	Locating bush		1	
	14	93823.2082	O-ring		1	
	15	893.1.005.1A	Cap		1	
	16	539.4.008.1D	Switch		1	
	17	0150.70.120	Gasket		1	
	18	463.4.047.7A	Ring		1	
	19	433.1.028.1C	Oil level plate		1	
	20	771.5.078.2B	Screw		1	
	21	829.1.073.3A	Holder		1	
	22	734306N01	Washer		2	
	23	771.5.072.2B	Screw		2	
	24	0675.49.540	Spacer		2	
	25	881.1.030.1A	Holder		1	
	26	94247.0014	Fluid sealant		1	

NOTES	NO.	CODE NO.	DESCRIPTION	VALIDITY	Q.TY	
-------	-----	----------	-------------	----------	------	---



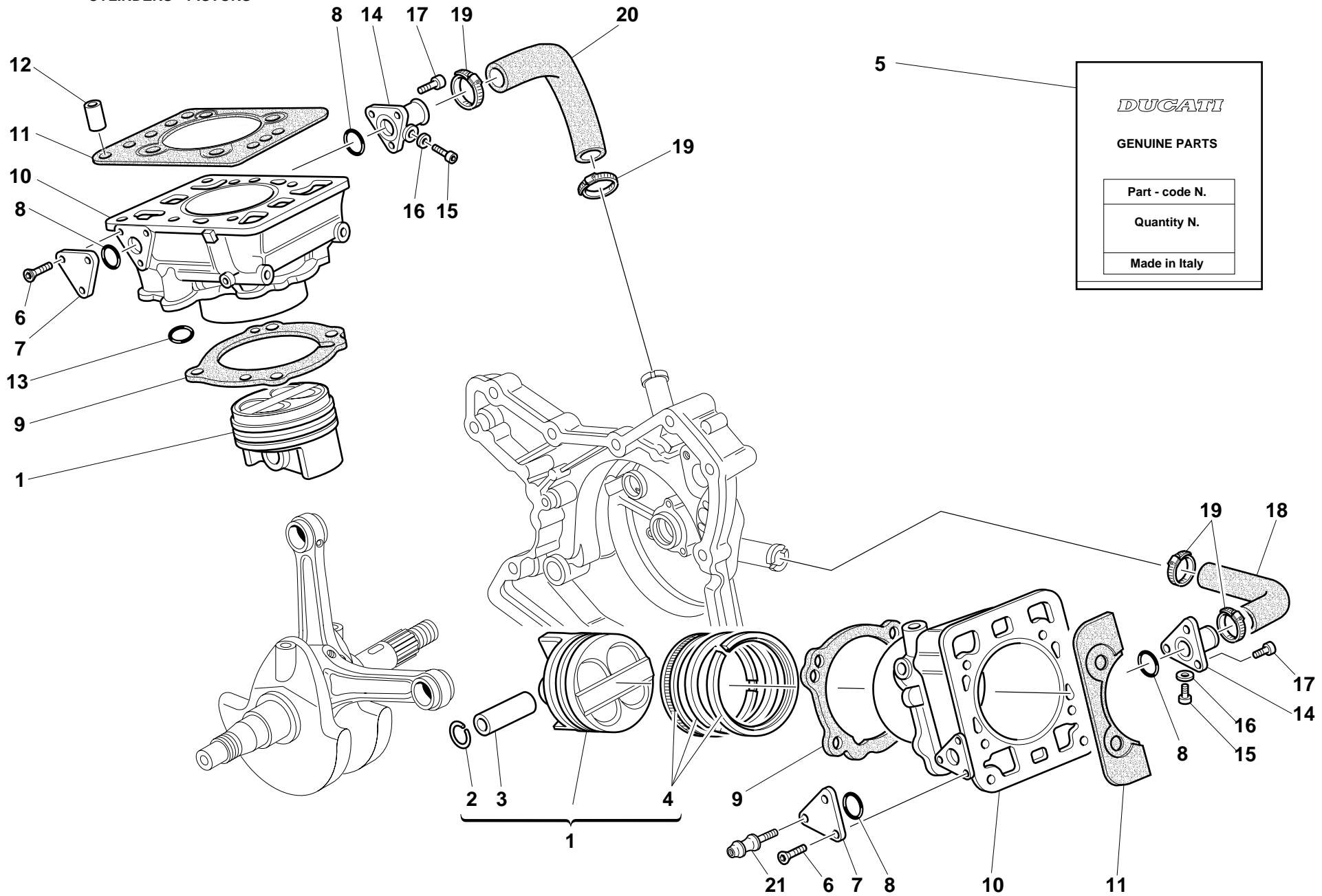
DRAWING **6** **CRANKSHAFT**

NOTES	NO.	CODE NO.	DESCRIPTION	VALIDITY	Q.TY	
	1	146.2.018.1A	Crankshaft (items 2-3-4 included)		1	
	2	779.1.109.1A	Special screw		1	
	3	895.1.004.1A	Cap		1	
	4	72121.2106	Threaded dowel		2	
	5	158.2.009.1A	Connecting rods pair (6-7-8 included)		1	
	6	711.1.089.1A	Bush		2	
	7	74224.0570	Pin		4	
	8	112.1.007.2BA	Half-bearing (RED)		4	
	8	112.1.007.2BB	Half-bearing (BLUE)		4	
	9	779.1.007.2A	Special screw		4	
	10	0755.29.025	Woodruff key		1	
	11	852.1.104.1A	Shim th. 1.9		1	
	11	852.1.104.1B	Shim th. 1.95		1	
	11	852.1.104.1C	Shim th. 2		1	
	11	852.1.104.1D	Shim th. 2,05		1	
	11	852.1.104.1E	Shim th. 2,1		1	
	11	852.1.104.1F	Shim th. 2,15		1	
	11	852.1.104.1G	Shim th. 2.2		1	
	11	852.1.104.1H	Shim th. 2.25		1	
	11	852.1.104.1I	Shim th. 2.3		1	
	11	852.1.104.1J	Shim th. 2.35		1	
	11	852.1.104.1K	Shim th. 2,4		1	
	11	852.1.104.1L	Shim th. 2,45		1	
	11	852.1.104.1M	Shim th. 2.5		1	
	11	852.1.104.1N	Shim th. 2.55		1	

NOTES	NO.	CODE NO.	DESCRIPTION	VALIDITY	Q.TY	
	12	0619.47.030	Lock washer		1	
	13	0660.47.040	Nut		1	
	14	750.1.012.2A	Nut		1	
	15	799.1.051.2A	Spring washer		1	
	16	74172.1008	Woodruff key		1	

DRAWING 7


CYLINDERS - PISTONS



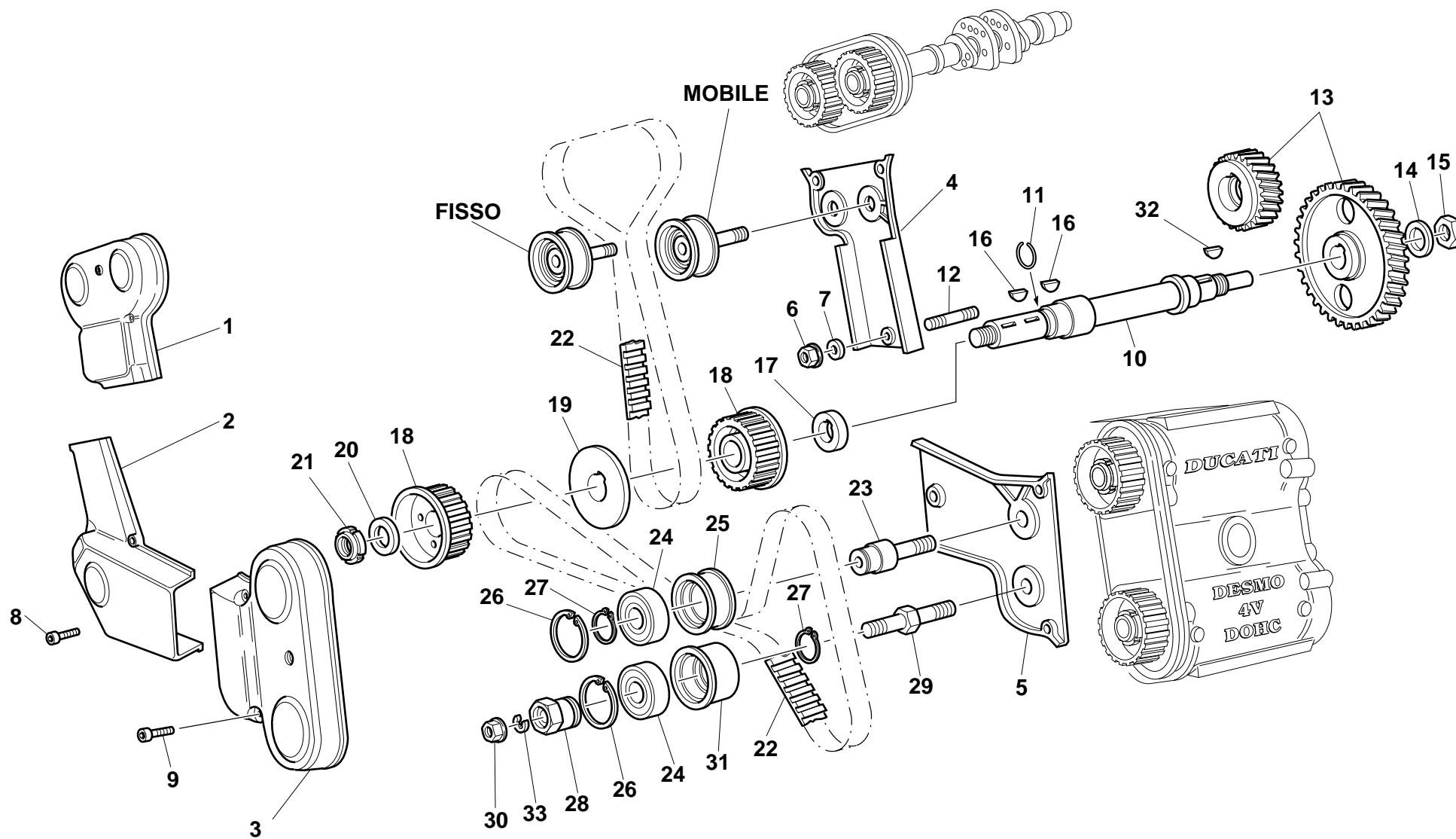
DRAWING

7

CYLINDERS - PISTONS

NOTES	NO.	CODE NO.	DESCRIPTION	VALIDITY	Q.TY	
	1	122.2.048.1A	Complete piston		2	
	2	121.1.048.1A	Piston pin circlip		4	
	3	121.1.047.1A	Piston pin		2	
	4	121.2.028.1A	Piston rings set		2	
	5	791.2.013.1A	Gaskets set		1	
	6	70780.6516	Screw		5	
	7	247.1.020.1AA	Cover		2	
	8	93823.2087	O-ring		4	
	9	786.1.041.1D	Cylinder-crankcase gasket th. 0.6		2	
	10	120.2.053.3A	Cylinder-piston fit		2	
	11	786.1.048.1A	Head-cylinder gasket		2	
	12	0619.49.240	Bush		4	
	13	93823.2037	O-ring		1	
	14	814.1.002.1AA	Water inlet union to cylinders		2	
	15	60N102504	Screw		2	
	16	420.2.000.7A	Copper gasket		2	
	17	60N107335	Screw		6	
	18	800.1.008.1A	Horizontal cylinder water inlet hose		1	
	19	741.4.002.1A	Clamp		4	
	20	800.1.007.1A	Vertical cylinder water inlet hose		1	
	21	779.1.084.1A	Special screw		1	


NOTES	NO.	CODE NO.	DESCRIPTION	VALIDITY	Q.TY	
-------	-----	----------	-------------	----------	------	---



DRAWING **8** **TIMING**

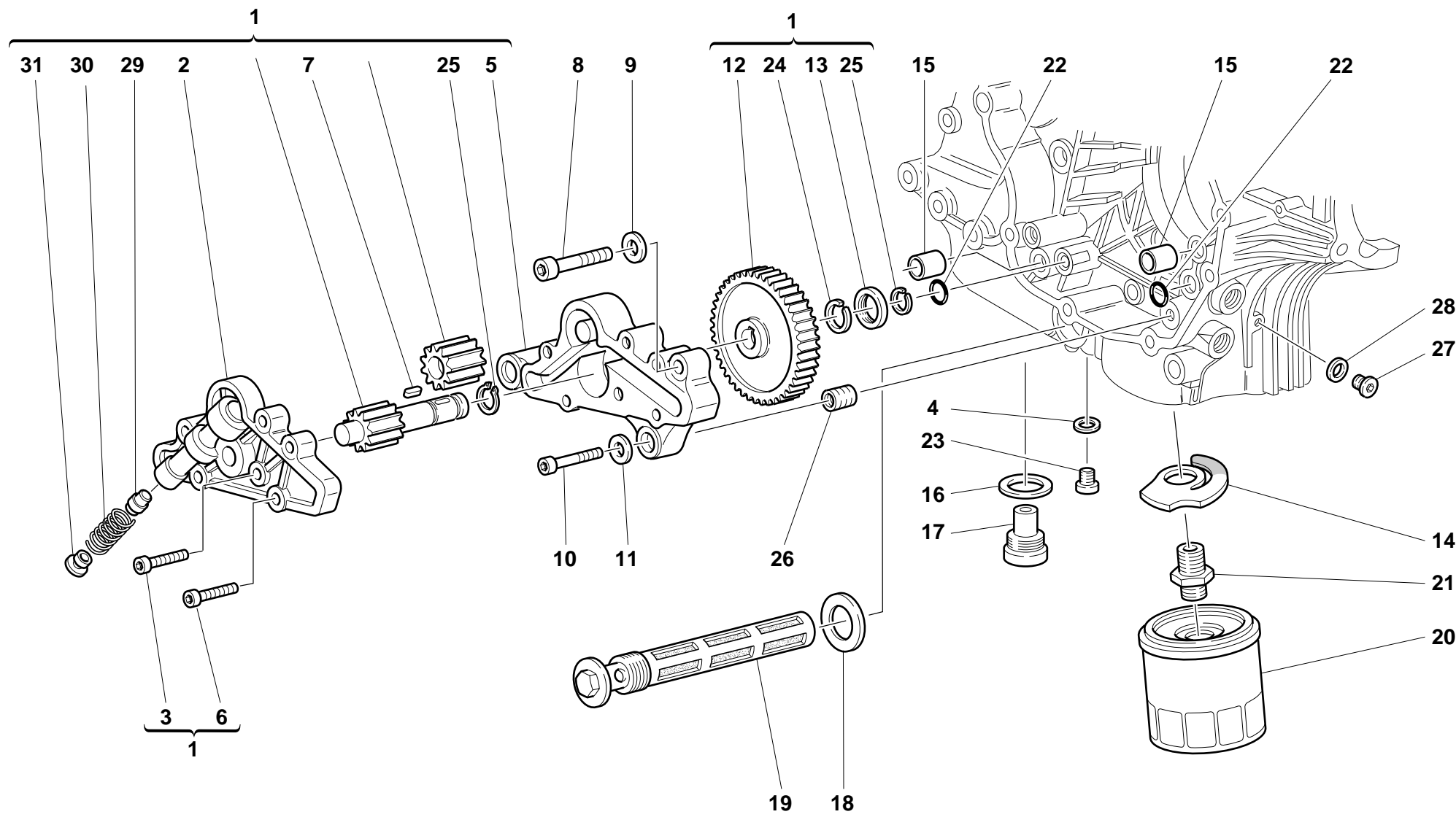
NOTES	NO.	CODE NO.	DESCRIPTION	VALIDITY	Q.TY	
	1	245.1.004.1BA	Vertical belt outer cover		1	
	2	245.1.003.1BA	Outer central cover		1	
	3	245.1.005.1BA	Horizontal belt outer cover		1	
	4	245.1.001.2A	Vertical belt inner cover		1	
	5	245.1.002.2A	Horizontal belt inner cover		1	
	6	8000.44240	Nut		2	
	7	462.3.003.8A	Washer		2	
	8	60N102510	Screw		3	
	9	60N102511	Screw		6	
	10	147.1.014.1A	Timing lay shaft		1	
	11	882.1.003.1A	Snap ring		1	
	12	70555.1631	Stud bolt		2	
	13	171.2.021.1A	Timing gears pair		1	
	14	0400.29.040	Lock washer		1	
	15	0124.40.060	Hexagon nut		1	
	16	680.1.003.1B	Woodruff key 4°		2	
	17	713.1.008.2A	Spacer		1	
	18	255.1.004.1A	Timing belt roller		2	
	19	856.1.002.1A	Belt roller separating washer		1	
	20	0797.69.040	Washer		1	
	21	72944.1542	Elastic-stop ring nut		1	
	22	737.4.011.1B	Timing drive toothed belt		2	
	23	451.1.004.2A	Fixed tensioner roller pin		2	
	24	702.5.001.1A	Bearing		4	
	25	451.1.016.1A	Fixed tensioner bush		2	
	26	73503.3380	Circlip		4	
	27	73500.1747	Snap ring		2	

CATALOGUE No.: **915.1.096.1B**
ISSUED: **02 - 00**

NOTES	NO.	CODE NO.	DESCRIPTION	VALIDITY	Q.TY	
	28	451.1.002.1A	Tensioner eccentric		2	
	29	451.1.001.2A	Movable tensioner roller pin		2	
	30	729908FN1	Nut		2	
	31	451.1.007.1A	Movable tensioner roller bush		2	
	32	0755.29.025	Woodruff key		1	
	33	462.4.037.8A	Spring washer		2	

CATALOGUE No.: **915.1.096.1B**
ISSUED: **02 - 00**


FILTERS AND OIL PUMP



DRAWING **9** FILTERS AND OIL PUMP

NOTES	NO.	CODE NO.	DESCRIPTION	VALIDITY	Q.TY	
	1	174.2.025.1A	Complete oil pump		1	
	2	247.1.104.1A	Pump cover		1	
	3	779.5.005.1A	Screw		3	
	4	420.2.006.2A	Aluminium gasket		1	
	5	250.2.030.2A	Pump body		1	
	6	779.5.001.1A	Screw		3	
	7	680.1.001.1B	Woodruff key		1	
	8	60N102511	Screw		1	
	9	462.4.037.6A	Spring washer		1	
	10	771.5.129.2B	Screw		2	
	11	462.4.037.8A	Spring washer		2	
	12	174.1.025.1A	Pump drive gear		1	
	13	710.1.001.1A	Bush		1	
	14	799.2.077.1A	Bypass spring		1	
	15	0759.49.280	Locating bush		2	
	16	220.3.208.3A	Gasket		1	
	17	0660.49.053	Oil drain plug with magnet		1	
	18	787.1.009.1A	Gasket th.2		1	
	19	0660.49.800	Oil filter		1	
	20	0905.49.960	Oil filter cartridge		1	
	21	0670.49.910	Nipple		1	
	22	93827.0114	O-ring		2	
	23	779.1.026.1A	Screw		1	
	24	76267.0012	Snap ring		1	
	25	73500.1237	Circlip		2	
	26	0670.49.310	Reduction bush		1	
	27	779.1.162.1A	Cap		1	

CATALOGUE No.: 915.1.096.1B
ISSUED: 02 - 00

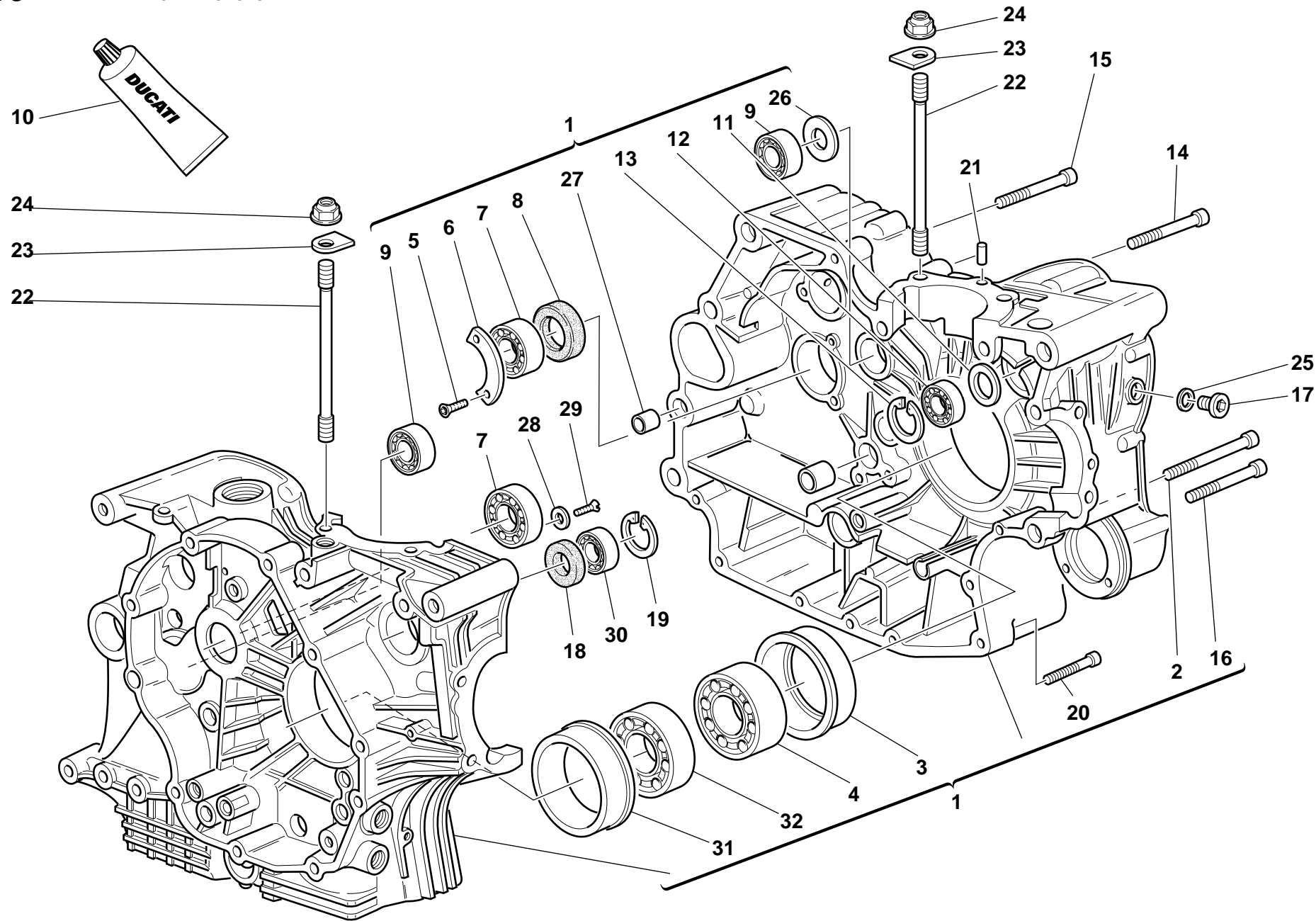
NOTES	NO.	CODE NO.	DESCRIPTION	VALIDITY	Q.TY	
	28	0150.70.120	Gasket		1	
	29	593.1.018.1A	Bypass valve		1	
	30	799.1.055.1A	Bypass spring		1	
	31	780.1.006.1A	Bypass cap		1	

CATALOGUE No.: 915.1.096.1B
ISSUED: 02 - 00

DRAWING

10

HALF CRANKCASES




DRAWING

10

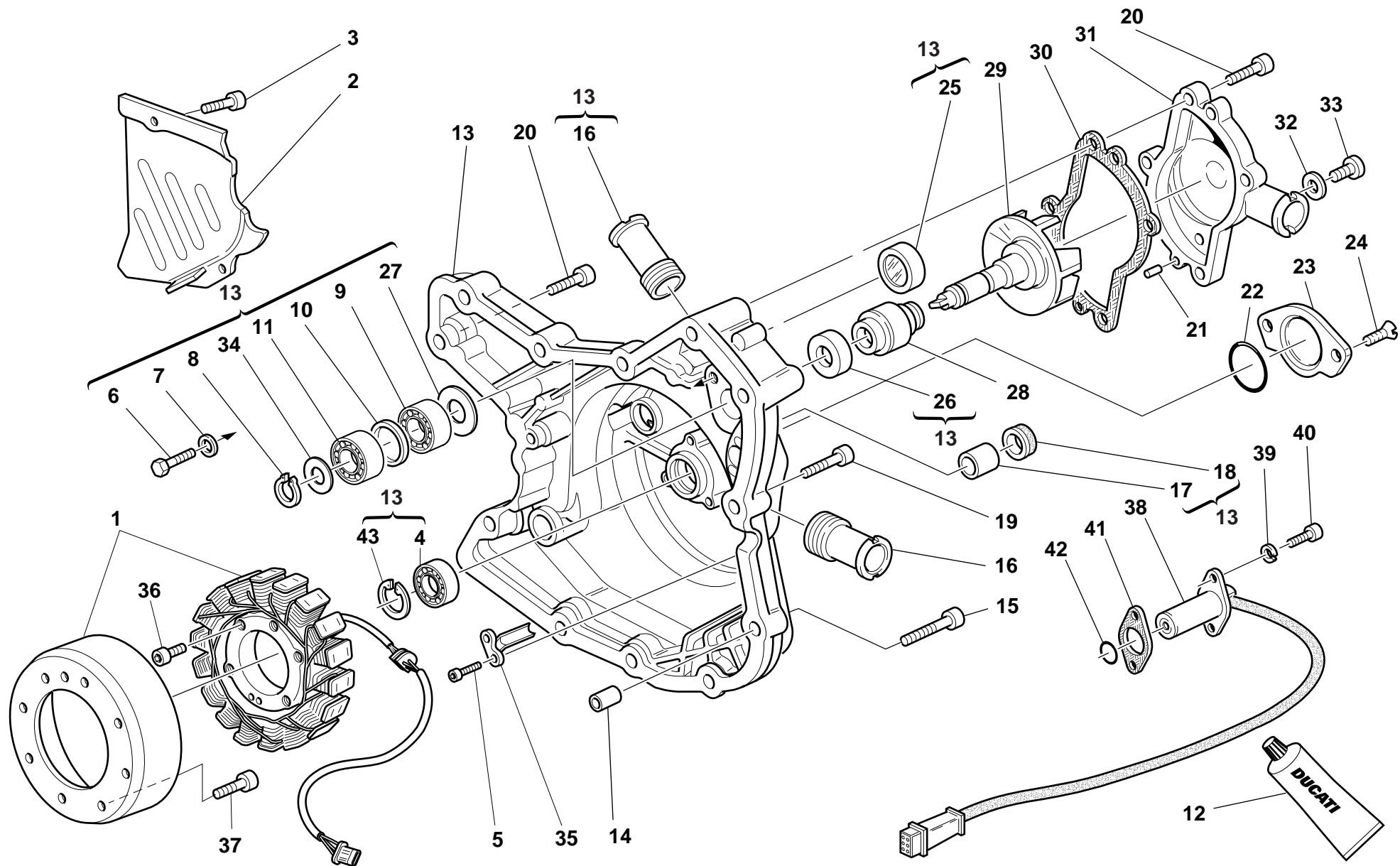
HALF CRANKCASES

NOTES	NO.	CODE NO.	DESCRIPTION	VALIDITY	Q.TY	
	1	225.2.040.2B	Complete half-crankcases pair		1	
	2	70620.8090	Screw		2	
	3	710.1.062.1A	Bearing holder bush		1	
	4	75191.3380	Bearing		1	
	5	72094.1616	Screw		2	
	6	826.1.003.1A	Keep plate		1	
	7	75130.2566	Bearing		2	
	8	93783.2552	Seal ring		1	
	9	75791.1747	Bearing		1	
	10	94247.0014	Fluid sealant		1	
	11	0181.40.060	Shim th. 0.2		1	
	12	702.5.008.1A	Bearing		1	
	13	73503.3380	Circlip		1	
	14	779.1.174.1A	Screw		2	
	15	771.5.136.2B	Screw		2	
	16	771.5.080.2B	Screw		2	
	17	779.1.026.1A	Screw		1	
	18	93785.1830	Seal ring		1	
	19	73503.3380	Circlip		1	
	20	771.5.072.2B	Screw		7	
	21	0011.52.010	Locating dowel		2	
	22	766.1.001.2B	Stud bolt for fastening head cylinder		4	
	23	856.1.025.1A	Special washer		8	
	24	0670.92.010	Nut		8	
	25	420.2.006.2A	Aluminium gasket		1	
	26	0370.49.250	Washer		1	

NOTES	NO.	CODE NO.	DESCRIPTION	VALIDITY	Q.TY	
	27	711.1.006.1A	Bush		2	
	28	713.1.140.1A	Spacer		2	
	29	60N101079	Screw		2	
	30	75794.1542	Bearing		1	
	31	710.1.063.1A	Bearing holder bush		1	
	32	75143.3380	Bearing		1	

DRAWING 11



WATER PUMP - ALTERNATOR COVER



DRAWING

11

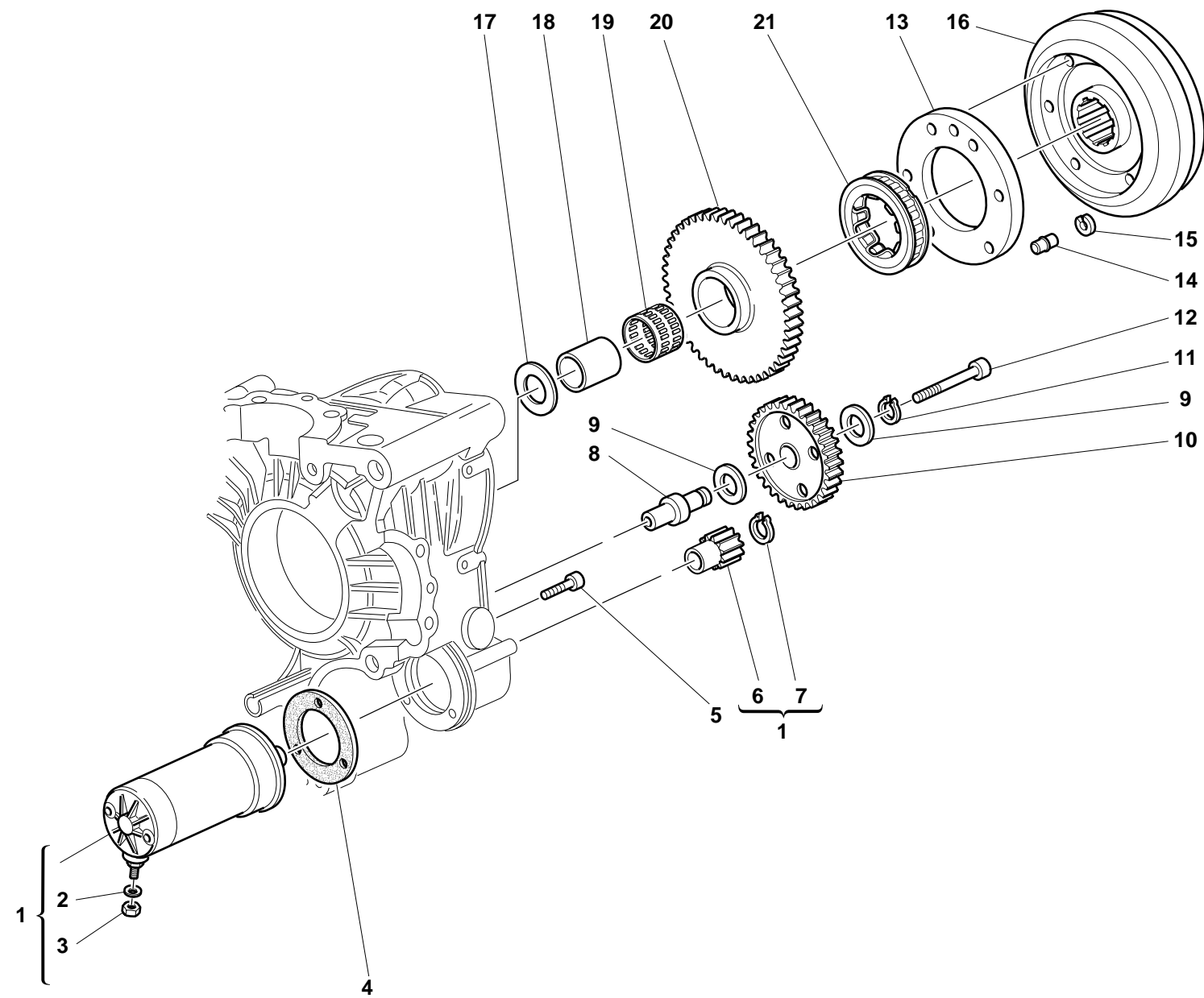
WATER PUMP - ALTERNATOR COVER

NOTES	NO.	CODE NO.	DESCRIPTION	VALIDITY	Q.TY		NOTES	NO.	CODE NO.	DESCRIPTION	VALIDITY	Q.TY	
	1	264.4.014.2B	Generator		1		28	930.5.006.2A	Mechanical seal			1	
	2	247.1.083.1AB	Chain cover		1		29	251.2.002.3B	Water pump fan			1	
	3	771.5.064.2B	Screw		2		30	788.1.056.1A	Gasket			1	
	4	702.5.008.1A	Bearing		1		31	247.1.114.1A	Complete water pump cover			1	
	5	771.5.040.2B	Screw		2		32	420.2.001.0A	Copper gasket			1	
	6	60N101079	Screw		2		33	780.5.001.1A	Cap			1	
	7	462.3.003.8A	Washer		2		34	852.1.114.1A	Washer			1	
	8	884.5.011.1A	A 10 Ring		1		35	830.1.144.1A	Bracket			1	
	9	702.4.010.1A	Bearing		1		36	771.4.006.1A	Screw			8	
	10	713.1.118.1A	Spacer		1		37	771.5.073.2B	Screw			3	
	11	702.4.009.1A	Bearing		1		38	552.4.009.1A	Sensor			1	
	12	94247.0014	Fluid sealant		1		39	734005N01	Spring washer			2	
	13	242.2.034.1A	Generator cover		1		40	70620.5212	Screw			2	
	14	0400.49.240	Locating bush		2		41	788.1.003.1B	Gasket th.0.5			1	
	15	60N102511	Screw		3		41	788.1.012.1A	Gasket th.0.3			1	
	16	668.1.001.2A	Water pump delivery filler		2		41	788.1.013.1A	Gasket th.02			1	
	17	77499.3421	Gearbox pin bush		1		42	93823.2056	O-ring			1	
	18	93783.1524	Seal ring		1		43	73503.3380	Circlip			1	
	19	60N102510	Screw		9								
	20	771.5.066.2B	Screw		5								
	21	0011.52.010	Locating dowel		2								
	22	93823.2131	O-ring		1								
	23	247.1.002.1BB	Cover		1								
	24	777.5.049.2C	Screw		2								
	25	254.1.001.1A	Ignition inspection cap		1								
	26	930.5.005.1A	Seal		1								
	27	713.1.128.1A	Spacer		1								

DRAWING

12


ELECTRIC STARTER AND IGNITION



DRAWING

12

ELECTRIC STARTER AND IGNITION

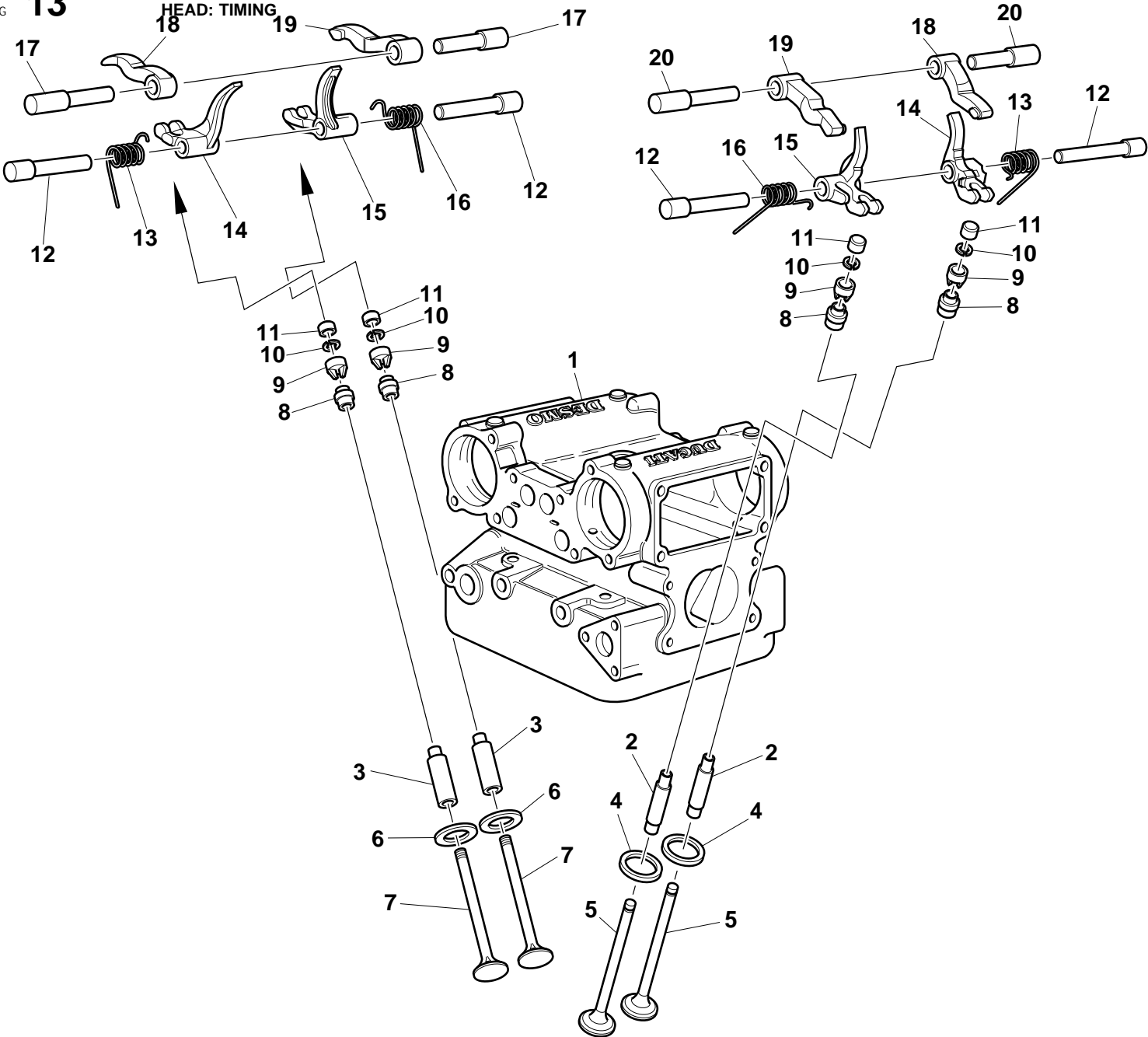
NOTES	NO.	CODE NO.	DESCRIPTION	VALIDITY	Q.TY	
	1	270.4.001.1A	Complete starter motor (8-9 included)		1	
	2	734006N01	Spring washer		1	
	3	72430.6001	Nut		1	
	4	788.1.054.1A	Starter motor gasket		1	
	5	60N102510	Screw		3	
	6	176.1.001.1A	Starter motor sprocket		1	
	7	73500.1237	Circlip		1	
	8	0660.50.020	Intermediate gear pin		1	
	9	0124.40.050	Washer		2	
	10	176.1.002.1A	Intermediate gear assembly		1	
	11	73500.1440	Circlip		1	
	12	771.5.078.2B	Screw		1	
	13	160.1.057.1A	Flange		1	
	14	863.1.002.1A	Locating pin		1	
	15	0647.29.040	Check ring		1	
	16	276.1.025.2A	Ignition flywheel		1	
	17	0619.50.065	Washer		1	
	18	881.1.010.1B	Inner ring		1	
	19	701.4.003.1A	Needle bearing		1	
	20	173.1.004.1A	Electric starter driven gear		1	
	21	701.4.007.1A	Starter clutch		1	

NOTES	NO.	CODE NO.	DESCRIPTION	VALIDITY	Q.TY	
-------	-----	----------	-------------	----------	------	---

DRAWING

13

HEAD: TIMING




11	9
Registro bilanc. apertura	Registro bilanc. chiusura
Adjustment	Adjustment
Réglage	Réglage
Ventilkäppchen	Ventilkäppchen

840.1.031.1A — 1,8	840.1.051.1B — 2,7
840.1.032.1A — 1,85	840.1.052.1B — 2,75
840.1.033.1A — 1,9	840.1.053.1B — 2,8
840.1.034.1A — 1,95	840.1.054.1B — 2,85
840.1.001.1A — 2	840.1.055.1B — 2,9
840.1.002.1A — 2,05	840.1.056.1B — 2,95
840.1.003.1A — 2,1	840.1.057.1B — 3
840.1.004.1A — 2,15	840.1.058.1B — 3,05
840.1.005.1A — 2,2	840.1.059.1B — 3,1
840.1.006.1A — 2,25	840.1.060.1B — 3,15
840.1.007.1A — 2,3	840.1.061.1B — 3,2
840.1.008.1A — 2,35	840.1.062.1B — 3,25
840.1.009.1A — 2,4	840.1.063.1B — 3,3
840.1.010.1A — 2,45	840.1.064.1B — 3,35
840.1.011.1A — 2,5	840.1.065.1B — 3,4
840.1.012.1A — 2,55	840.1.066.1B — 3,45
840.1.013.1A — 2,6	840.1.067.1B — 3,5
840.1.014.1A — 2,65	840.1.068.1B — 3,55
840.1.015.1A — 2,7	840.1.069.1B — 3,6
840.1.016.1A — 2,75	840.1.070.1B — 3,65
840.1.017.1A — 2,8	840.1.071.1B — 3,7
840.1.018.1A — 2,85	
840.1.019.1A — 2,9	
840.1.020.1A — 2,95	
840.1.021.1A — 3	
840.1.022.1A — 3,05	
840.1.023.1A — 3,1	
840.1.024.1A — 3,15	
840.1.025.1A — 3,2	
840.1.026.1A — 3,25	
840.1.027.1A — 3,3	
840.1.028.1A — 3,35	
840.1.029.1A — 3,4	
840.1.0301A — 3,45	


DRAWING

13

HEAD: TIMING

NOTES	NO.	CODE NO.	DESCRIPTION	VALIDITY	Q.TY	
	1	301.2.079.1A	Head (2,3,4,6 included)		2	
	2	303.1.009.1A	Intake valve bronze guide		4	
	2	303.1.009.1AB	Oversize valve guide 0.03		4	
	2	303.1.009.1AC	Oversize valve guide 0.06		4	
	2	303.1.009.1AD	Oversize valve guide 0.09		4	
	3	303.1.002.1A	Exhaust valve bronze guide		4	
	3	303.1.002.1AB	Oversize valve guide 0.03		4	
	3	303.1.002.1AC	Oversize valve guide 0.06		4	
	3	303.1.002.1AD	Oversize valve guide 0.09		4	
	4	304.1.026.1A	Intake valve seat		4	
	4	304.1.026.1AB	Oversize intake valve seat 0.03		4	
	4	304.1.026.1AC	Oversize intake valve seat 0.06		4	
	5	210.1.022.2A	Intake valve		4	
	6	304.1.012.2A	Exhaust valve seat		4	
	6	304.1.012.2AB	Oversize exhaust valve seat 0.03		4	
	6	304.1.012.2AC	Oversize exhaust valve seat 0.06		4	
	7	211.1.005.3C	Exhaust valve		4	
	8	764.1.002.1A	Valve seal		8	
	9	See table		8	
	10	669.1.001.1E	Split rings		16	
	11	See table		8	
	12	821.1.004.1A	Closing rocker shaft		8	
	13	799.1.015.1A	L.H. valve return spring		4	
	14	209.1.002.4A	Closing rocker		4	
	15	209.1.001.4A	Closing rocker		4	
	16	799.1.014.1A	R.H. valve return spring		4	
	17	821.1.003.1A	Exhaust opening rocker shaft		4	

CATALOGUE No.: 915.1.096.1B
ISSUED: 02 - 00

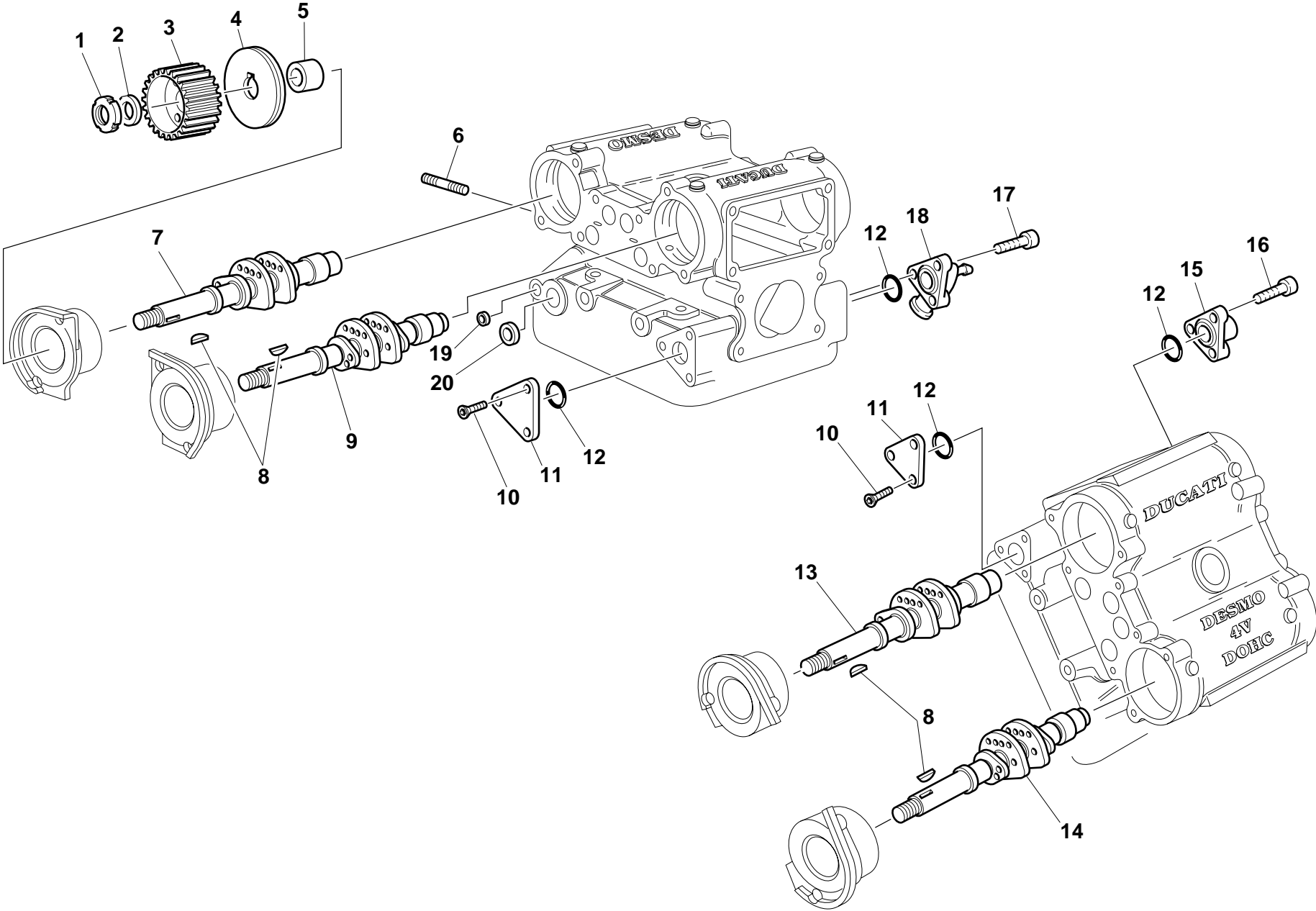
NOTES	NO.	CODE NO.	DESCRIPTION	VALIDITY	Q.TY	
	18	208.1.002.4A	Opening rocker		4	
	19	208.1.001.4A	Opening rocker		4	
	20	821.1.002.1A	Intake opening rocker shaft		4	

CATALOGUE No.: 915.1.096.1B
ISSUED: 02 - 00

DRAWING

14


HEAD



DRAWING

14

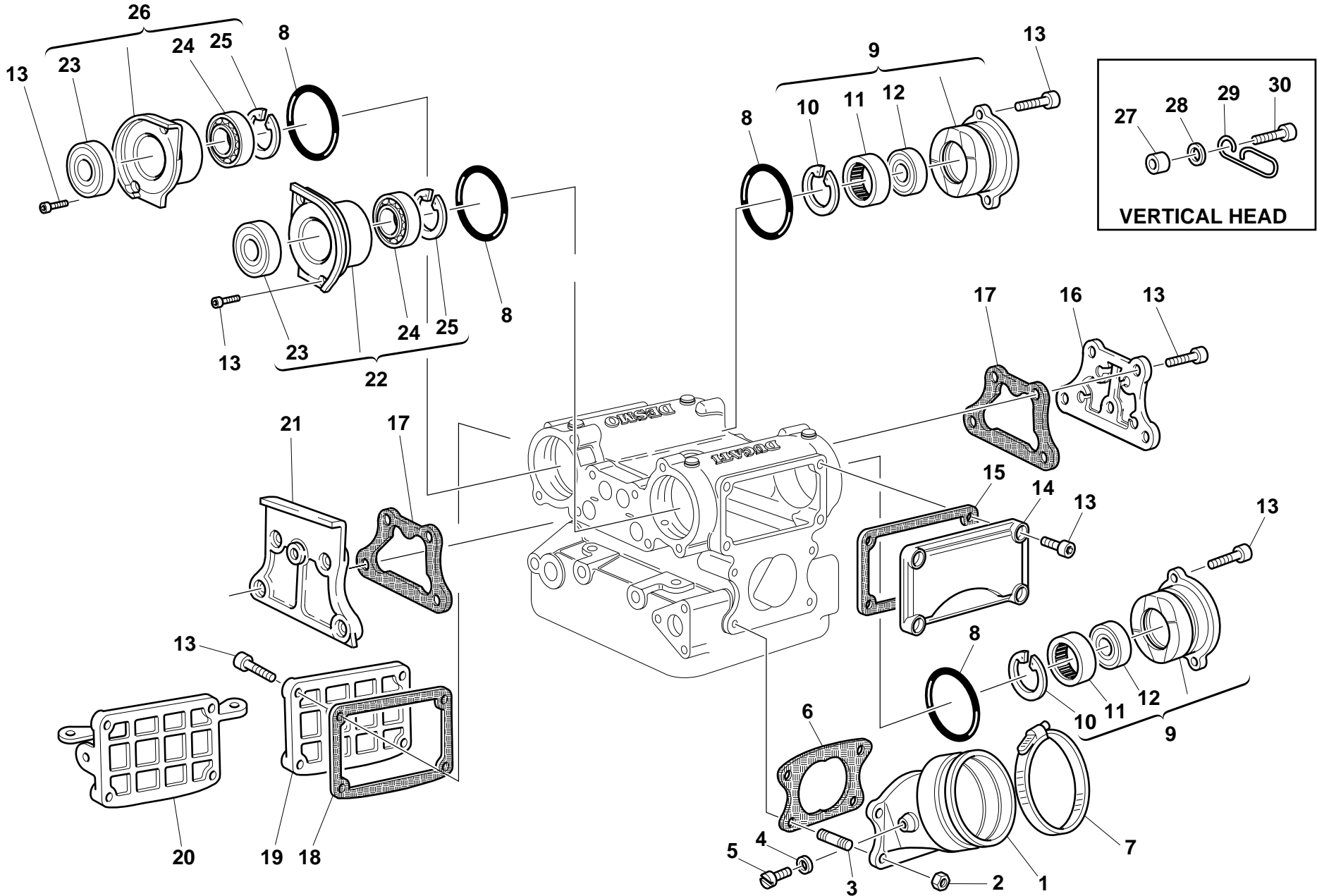
HEAD

NOTES	NO.	CODE NO.	DESCRIPTION	VALIDITY	Q.TY	
	1	72944.1542	Elastic-stop ring nut		4	
	2	0797.69.040	Washer		4	
	3	255.1.004.1A	Timing belt roller		4	
	4	856.1.002.1A	Belt roller separating washer		4	
	5	713.1.007.1A	Belt roller spacer		4	
	6	766.4.012.1A	Stud bolt		6	
	7	148.1.002.1A	Vertical exhaust camshaft		1	
	8	74172.1008	Woodruff key		4	
	9	148.1.001.1A	Vertical intake camshaft		1	
	10	70780.6516	Screw		6	
	11	247.1.020.1AA	Cover		2	
	12	93823.2087	O-ring		4	
	13	148.1.035.1A	Horizontal intake camshaft		1	
	14	148.1.004.1A	Horizontal exhaust camshaft		1	
	15	814.1.036.1A	Water outlet union		1	
	16	60N102509	Screw		3	
	17	60N107335	Screw		3	
	18	814.1.038.1A	Water outlet union		1	
	19	873.1.004.1A	Cap		4	
	20	873.1.001.1A	Cap		4	

NOTES	NO.	CODE NO.	DESCRIPTION	VALIDITY	Q.TY	
-------	-----	----------	-------------	----------	------	---

DRAWING

15 COLLECTORS AND HEAD COVERS




DRAWING

15

COLLECTORS AND
HEAD COVERS

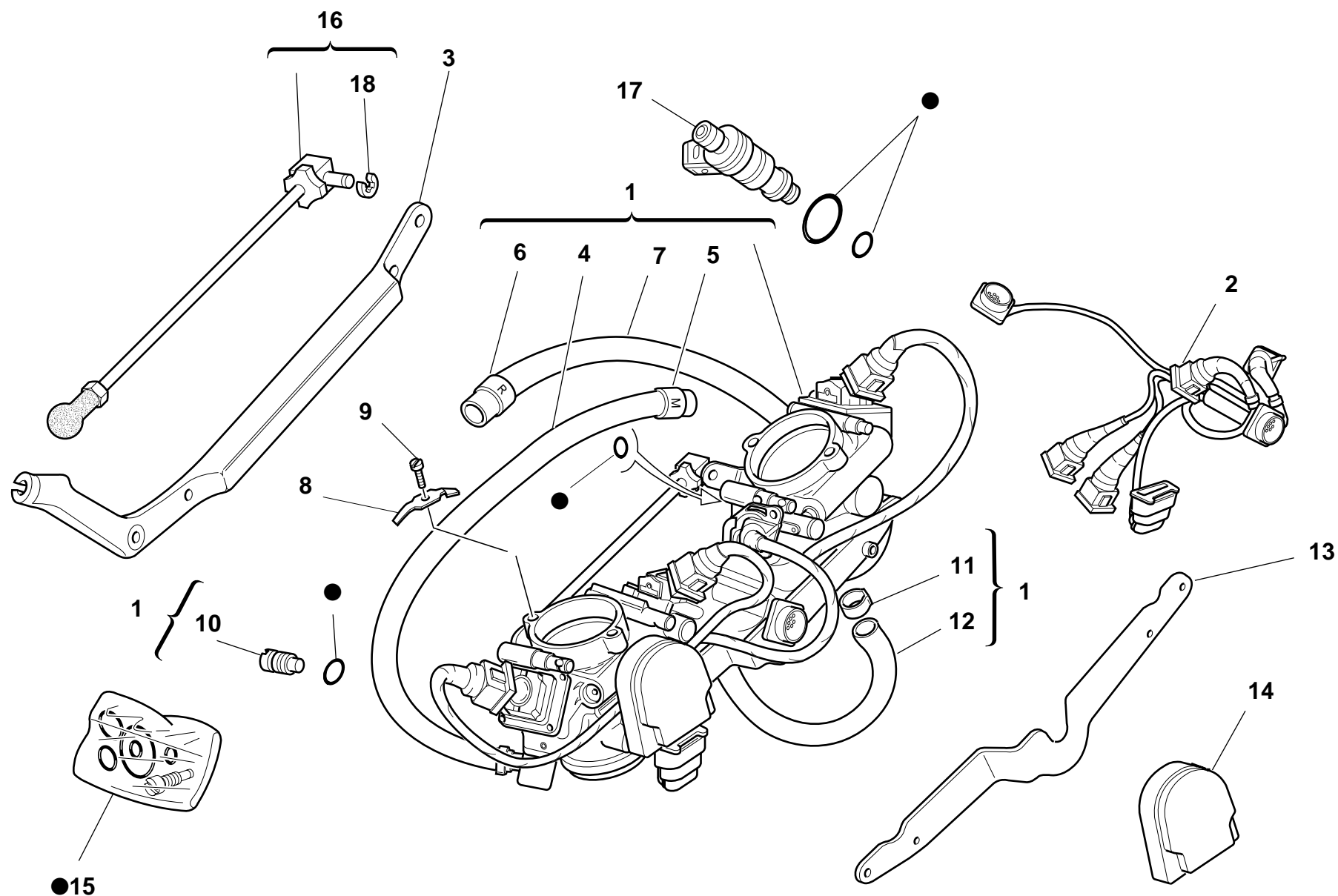
NOTES	NO.	CODE NO.	DESCRIPTION	VALIDITY	Q.TY	
	1	140.1.001.2A	Intake manifold		2	
	2	8000.44240	Nut		8	
	3	766.4.012.1A	Stud bolt		8	
	4	0250.70.223	Aluminium gasket		4	
	5	776.5.032.2A	Screw		4	
	6	788.1.002.2A	Intake duct gasket		2	
	7	741.4.022.1A	Clamp		2	
	8	886.4.001.1A	O-Ring		8	
	9	235.2.002.1AA	Complete cap tachometer side		4	
	10	73503.3380	Circlip		4	
	11	75794.1542	Bearing		4	
	12	93783.1730	Seal ring		4	
	13	60N107335	Screw		46	
	14	240.1.001.1AA	Intake valve cover		2	
	15	788.1.007.3A	Intake valves cover gasket		2	
	16	247.1.005.3BA	Central cover		2	
	17	788.1.010.4A	Central cover gasket		4	
	18	788.1.053.1A	Exhaust valves cover gasket		2	
	19	240.1.002.1AA	Exhaust valve cover		1	
	20	240.1.015.1A	Exhaust valve cover (horizontal)		1	
	21	247.1.006.2AA	Central cover timing side		2	
	22	235.2.003.1AA	Complete cap timing side		2	
	23	93783.2235	Seal ring		4	
	24	75120.1747	Bearing		4	
	25	73503.3683	Circlip		4	
	26	235.2.004.1AA	Complete cap timing side		2	
	27	0675.49.540	Spacer		1	

CATALOGUE No.: 915.1.096.1B
ISSUED: 02 - 00

NOTES	NO.	CODE NO.	DESCRIPTION	VALIDITY	Q.TY	
	28	734306N01	Washer		1	
	29	829.1.187.1A	Guide ring		1	
	30	60N102510	Screw		1	

CATALOGUE No.: 915.1.096.1B
ISSUED: 02 - 00

THROTTLE BODY



DRAWING

16

THROTTLE BODY

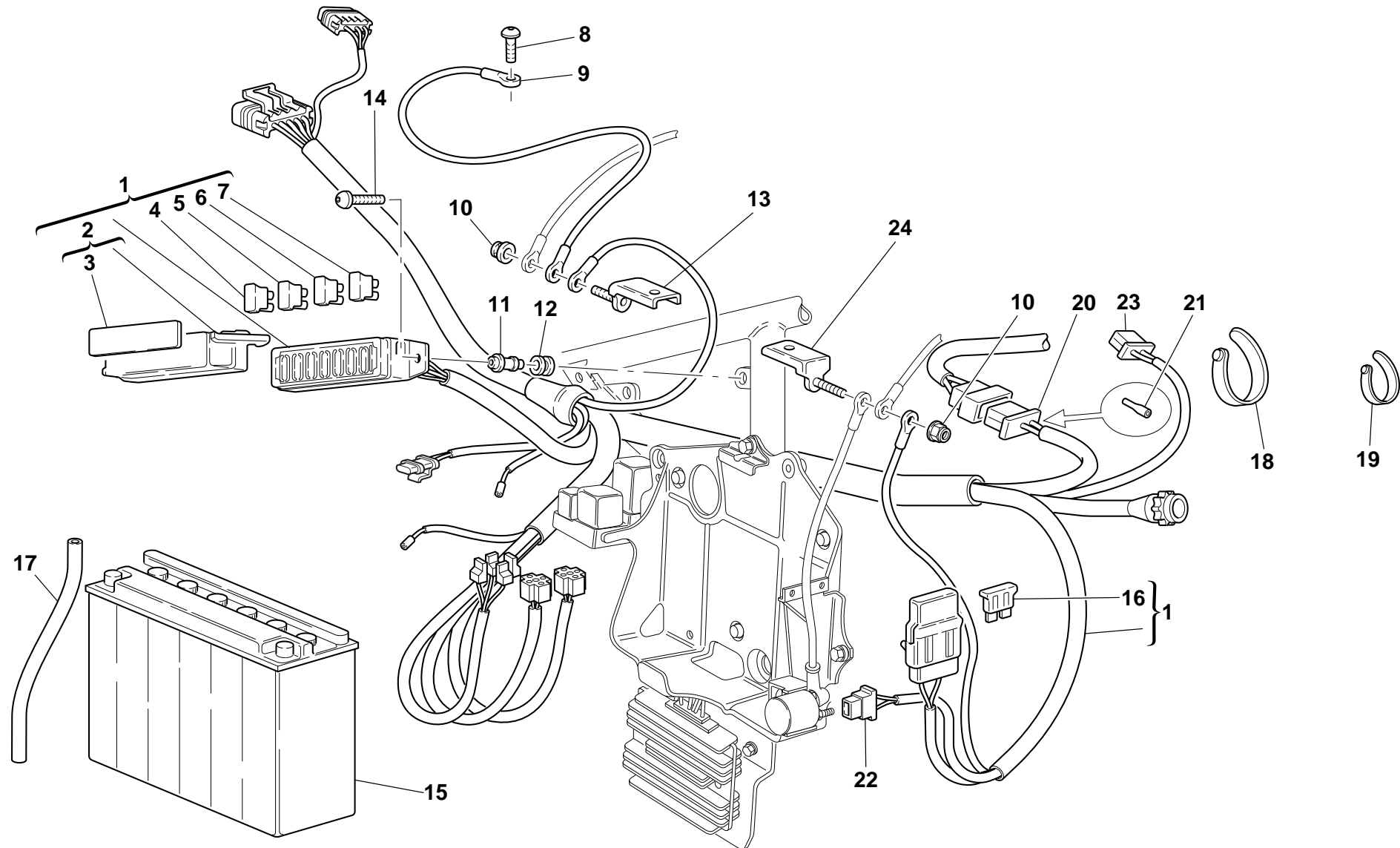
NOTES	NO.	CODE NO.	DESCRIPTION	VALIDITY	Q.TY	
	1	282.4.020.1A	Throttle body		1	
	2	510.1.059.1B	Throttle body wiring		1	
	3	830.1.090.1A	Bracket		1	
	4	590.1.054.1A	Fuel pipe		1	
	5	741.4.040.1A	Clamp "M"		1	
	6	741.4.041.1A	Clamp "R"		1	
	7	590.1.053.1A	Fuel pipe		1	
	8	799.1.052.1A	Spring		4	
	9	470412	Screw		4	
	10	287.4.028.1A	Bypass adjusting screw		1	
	11	287.4.024.1B	Clamp		4	
	12	590.1.079.1A	Fuel pipe		1	
	13	830.1.121.1A	Connector holder		1	
	14	284.4.001.1B	Potentiometer PF09/04		1	
	15	287.4.029.1A	Repair kit		1	
	16	287.4.027.1B	Tie rod		1	
	17	280.4.005.1A	Injector		4	
	18	884.5.010.1A	Circlip		1	

NOTES	NO.	CODE NO.	DESCRIPTION	VALIDITY	Q.TY	
-------	-----	----------	-------------	----------	------	---

TAVOLA
DRAWING
TABLE
BILD
TABLA

17


ELECTRIC SYSTEM



DRAWING

17

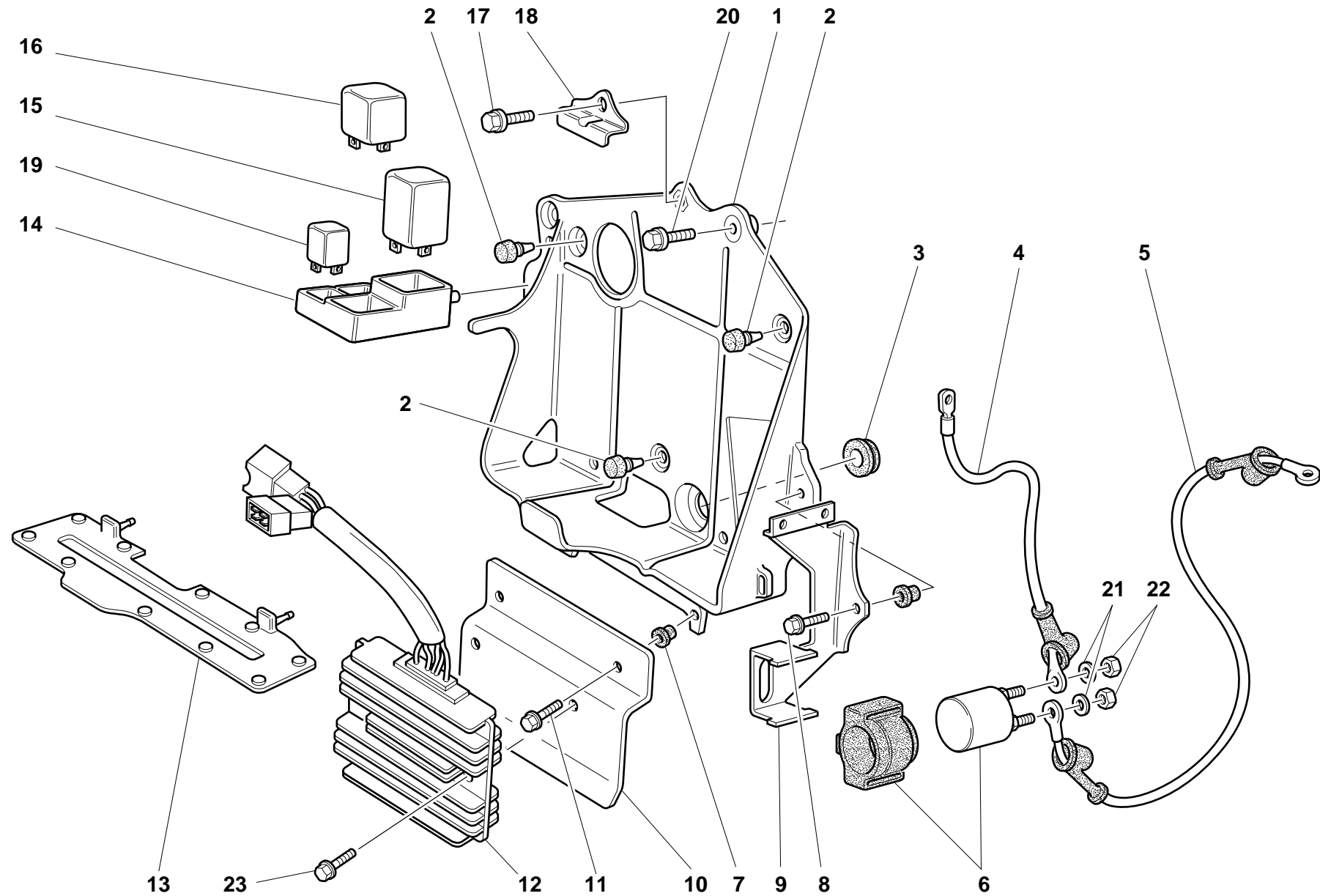
ELECTRIC SYSTEM

NOTES	NO.	CODE NO.	DESCRIPTION	VALIDITY	Q.TY	
	1	510.1.148.1A	Electric wiring		1	
	2	246.1.058.1A	Cover		1	
	3	433.1.205.1A	Sticker schema fusibili		1	
	4	389.4.006.1A	Fuse 3A		2	
	5	389.4.007.1A	Fuse 7.5A		3	
	6	389.4.008.1A	Fuse 15A		2	
	7	389.4.010.1A	Fuse 30A		1	
	8	775.1.006.1A	Special screw		1	
	9	513.1.008.2D	Battery grounding cable		1	
	10	8000.56443	Nut		2	
	11	821.1.054.1A	Pin		2	
	12	0797.72.068	Vibration damper pad		2	
	13	827.1.077.1A	Plate		2	
	14	8000.65535	Screw		2	
	15	395.4.001.1A	Battery		1	
	16	389.4.014.1A	Fuse 40A		1	
	17	877.1.055.1A	Battery breather pipe		1	
	18	741.1.013.1A	Clamp		6	
	19	8000.53724	Clamp		8	
	20	8000.66526	Connector		1	
	21	0000.66527	End section		4	
	22	0000.56803	Connector		1	
	23	387.4.005.1A	Connector		1	
	24	827.1.077.1B	Plate		1	

NOTES	NO.	CODE NO.	DESCRIPTION	VALIDITY	Q.TY	
-------	-----	----------	-------------	----------	------	---

TAVOLA
DRAWING
TABLE
BILD
TABLA

17.1 ELECTRIC SYSTEM



DRAWING

17.1

ELECTRIC SYSTEM

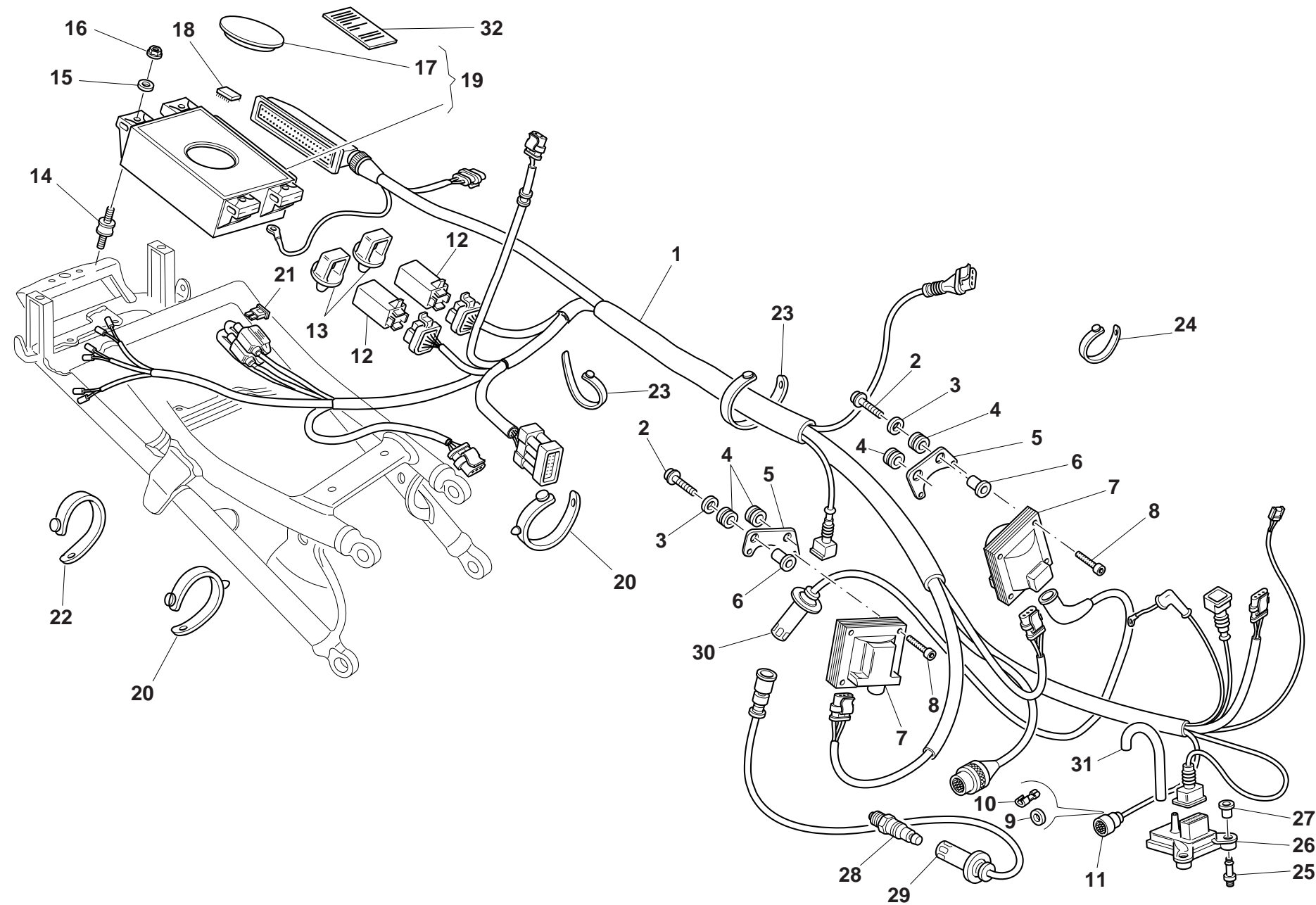
NOTES	NO.	CODE NO.	DESCRIPTION	VALIDITY	Q.TY
	1	829.1.095.3A	Battery box mount		1
	2	8000.66308	Vibration damper pad		3
	3	0797.72.068	Vibration damper pad		1
	4	514.1.016.1B	Battery-solenoid starter cable		1
	5	514.1.017.1B	Solenoid starter-starter motor cable		1
	6	397.4.001.1A	Remote switch		1
	7	0364.99.020	Bush		3
	8	8000.62726	Screw		1
	9	827.1.071.1A	Plate		1
	10	827.1.156.1A	Plate		1
	11	8000.62729	Screw		2
	12	540.4.013.1A	Regulator		1
	13	866.1.016.1A	Pad		1
	14	829.1.094.1C	Holder		1
	15	538.4.005.1A	Flashing device		1
	16	287.4.014.1A	Relay		1
	17	772.5.025.1A	Screw		1
	18	827.1.072.1A	Plate		1
	19	541.4.003.1A	Relay		2
	20	8000.62726	Screw		2
	21	462.4.037.6A	Spring washer		2
	22	72430.6001	Nut		2
	23	772.5.024.1A	Screw		2

NOTES	NO.	CODE NO.	DESCRIPTION	VALIDITY	Q.TY
-------	-----	----------	-------------	----------	------

TAVOLA
DRAWING
TABLE
BILD
TABLA

18

INJECTION SYSTEM



DRAWING

18

INJECTION SYSTEM

NOTES	NO.	CODE NO.	DESCRIPTION	VALIDITY	Q.TY	
	1	510.1.111.2A	Injection wiring		1	
	2	772.5.024.1A	Screw		2	
	3	8000.56359	Washer		2	
	4	0797.72.068	Vibration damper pad		4	
	5	829.1.096.1A	Holder		2	
	6	0000.44099	Spacer		2	
	7	285.4.003.1A	Coil		2	
	8	771.5.025.2B	Screw		4	
	9	764.4.005.1A	Rubber pad		1	
	10	387.4.002.1A	End section		2	
	11	386.4.006.1A	Connector		1	
	12	287.4.040.2A	Relay		2	
	13	829.1.127.1A	Holder		2	
	14	700.1.023.2A	Vibration damper		4	
	15	80A0.06385	Washer		4	
	16	8000.37901	Nut		4	
	17	872.4.018.1A	Rubber cap		1	
	18	546.1.107.1A	EPROM 074		1	
	19	286.4.017.1A	Injection control unit		1	
	20	741.1.010.1A	Clamp		2	
	21	389.4.013.1A	Fuse 20A		1	
	21	389.4.015.1A	Fuse 5A		1	
	22	741.1.012.1A	Clamp		2	
	23	741.1.013.1A	Clamp		7	
	24	8000.53724	Clamp		2	
	25	832.1.012.1A	Pin		3	
	26	552.4.002.1A	Pressure sensor		1	


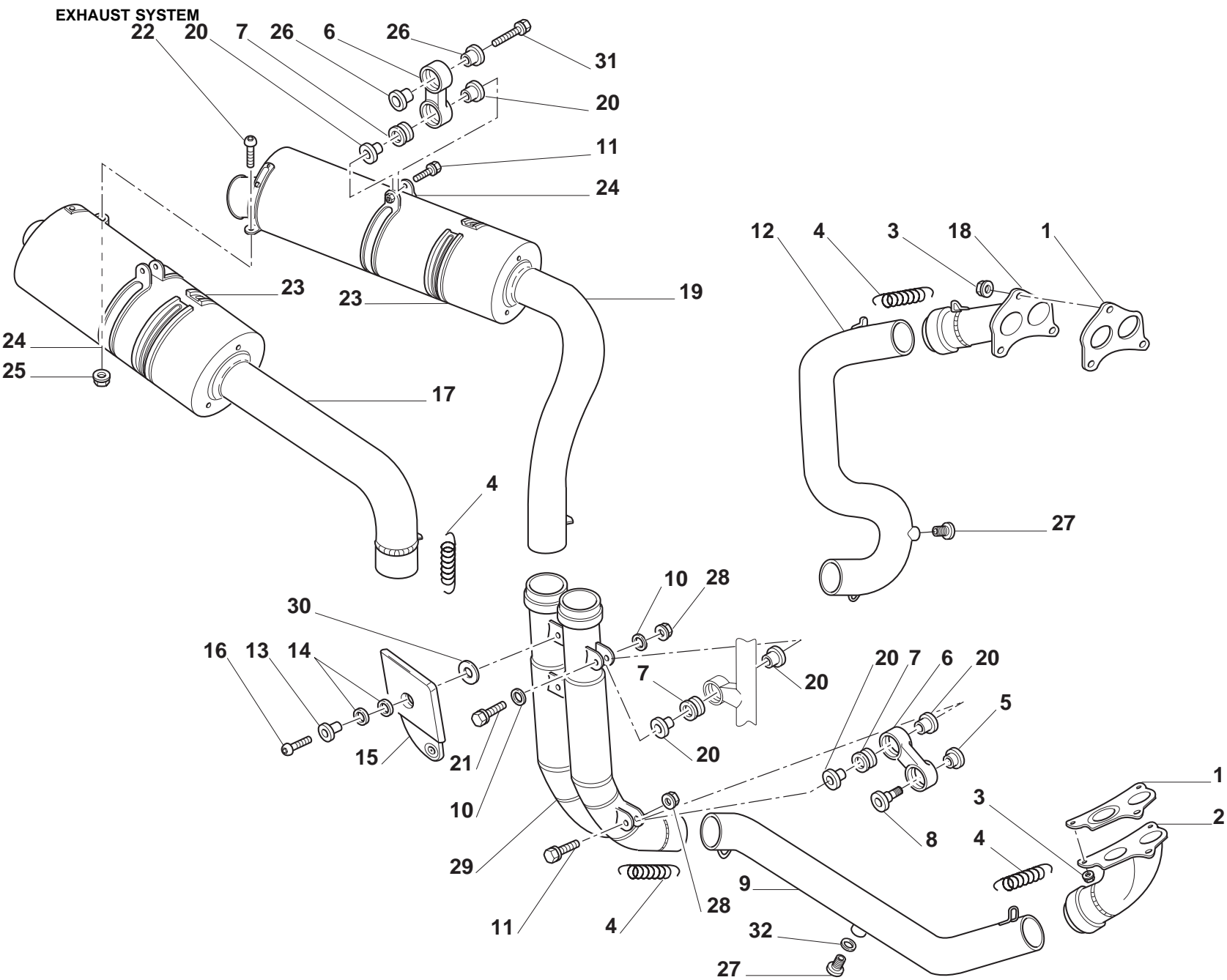
NOTES	NO.	CODE NO.	DESCRIPTION	VALIDITY	Q.TY	
	27	764.1.016.1A	Vibration damper pad		3	
	28	670.4.012.1A	Spark plug		2	
	29	671.1.001.1A	Head spark plug wiring		1	
	30	671.1.002.1A	Head spark plug wiring		1	
	31	877.1.040.1A	Tube		1	
	32	433.1.179.1A	Plate "NON RIMUOVERE"		1	

TAVOLA
DRAWING
TABLE
BILD
TABLA

19



DRAWING

19

EXHAUST SYSTEM

NOTES	NO.	CODE NO.	DESCRIPTION	VALIDITY	Q.TY	
	1	790.1.001.2A	Exhaust gasket		2	
	2	160.1.043.2A	Exhaust manifold		1	
	3	748.4.002.7A	Nut		6	
	4	799.1.048.1A	Spring		6	
	5	710.1.027.1A	Spacer		1	
	6	80A0.62649	Holder		3	
	7	764.1.024.1A	Vibration damper pad		4	
	8	779.1.085.1A	Screw		1	
	9	570.1.022.2A	Horizontal head exhaust pipe		1	
	10	8000.56359	Washer		2	
	11	8000.62729	Screw		3	
	12	571.1.022.2A	Vertical head exhaust pipe		1	
	13	0000.44099	Spacer		2	
	14	852.1.072.1A	Washer		4	
	15	247.1.087.1A	Protection		1	
	16	0000.55698	Screw		2	
	17	573.1.049.2A	R.H. silencer		1	
	18	160.1.044.2A	Exhaust manifold		1	
	19	574.1.049.2A	L.H. silencer		1	
	20	713.1.082.1A	Spacer		8	
	21	0000.62730	Screw		1	
	22	779.1.009.1A	Screw		1	
	23	788.1.048.1A	Gasket		2	
	24	576.1.036.1A	Clamp		2	
	25	8000.56443	Nut		1	
	26	716.1.029.2A	Spacer		8	
	27	780.1.007.1A	Cap		2	


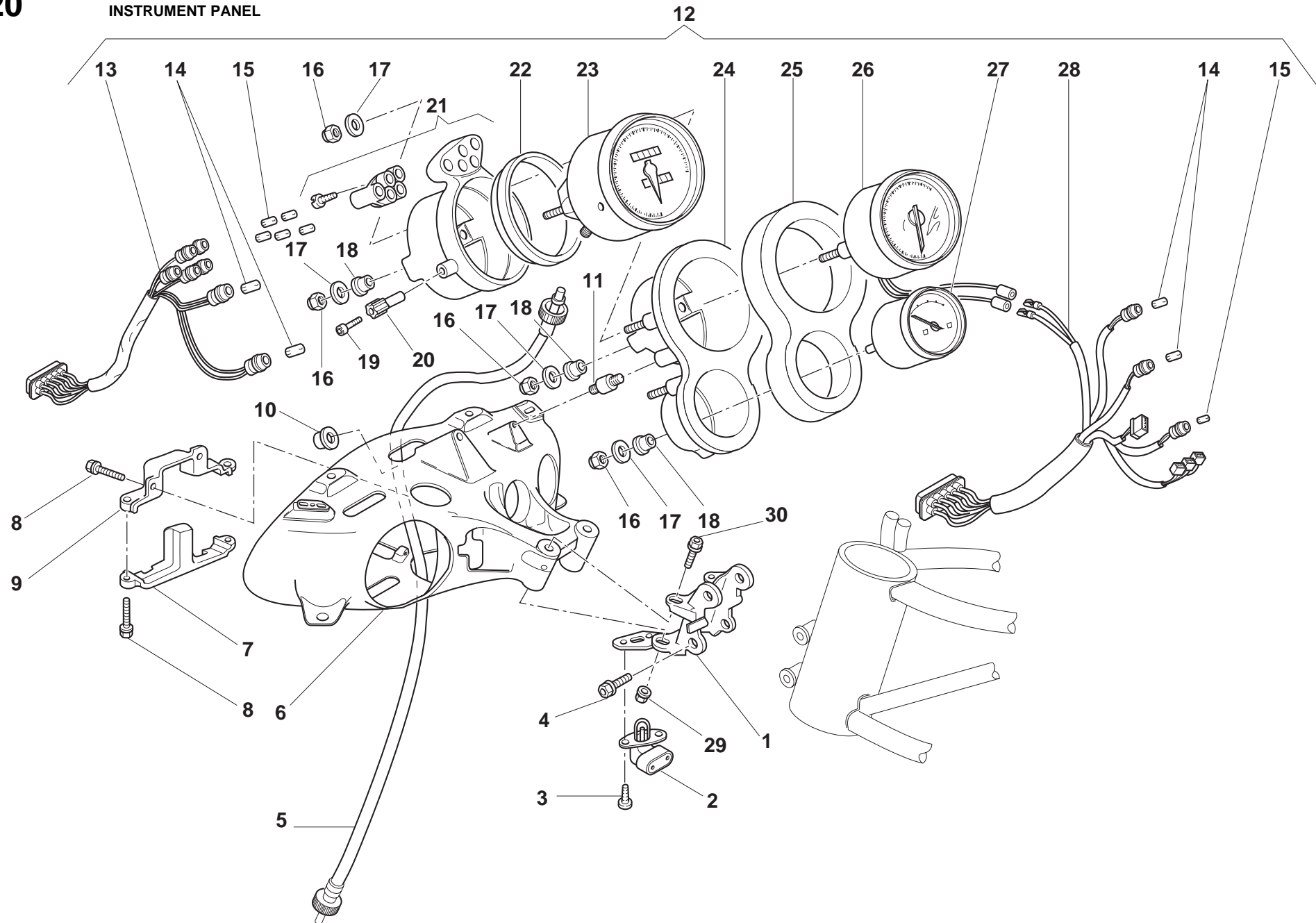
NOTES	NO.	CODE NO.	DESCRIPTION	VALIDITY	Q.TY	
	28	8000.44240	Nut		2	
	29	570.1.030.2A	Exhaust pipe		1	
	30	856.1.023.1A	Washer		2	
	31	772.5.023.1A	Screw		2	
	32	420.2.001.0A	Copper gasket		2	

TAVOLA
DRAWING
TABLE
BILD
TABLA

20

INSTRUMENT PANEL




DRAWING

20

INSTRUMENT PANEL

NOTES	NO.	CODE NO.	DESCRIPTION	VALIDITY	Q.TY	
	1	829.1.140.1A	Front connection		1	
	2	552.4.012.1A	Air temperature sensor		1	
	3	72276.0686	Screw		2	
	4	8B00.67545	Screw		2	
	5	8A00.70130	Speedometer transmission		1	
	6	829.1.112.1AC	Headlight holder		1	
	7	829.1.118.1A	Holder		1	
	8	771.5.639.2B	Screw		4	
	9	829.1.117.1A	Holder		1	
	10	8000.42278	Nut		3	
	11	8000.56752	Rubber pad		3	
	12	400.2.014.1B	Complete instrument panel		1	
	13	510.1.061.1A	Wiring		1	
	14	0000.56750	Warning lamp bulb12V-2.1W		4	
	15	8000.20602	Warning lamp bulb12V-1.2W		6	
	16	8000.56748	Nut		7	
	17	8000.56747	Washer		7	
	18	8000.56746	Rubber pad		5	
	19	8000.56465	Screw		1	
	20	8000.56742	Grip		1	
	21	407.4.001.1A	Speedometer holder		1	
	22	8000.56741	Gasket		1	
	23	401.4.010.1A	Speedometer (miles)		1	
	24	0000.78348	Tachometer holder		1	
	25	8000.77936	Vibration damper sponge		1	
	26	402.4.012.1A	Tachometer		1	
	27	404.4.007.1A	Water thermometer (°F)		1	

CATALOGUE No.: **915.1.096.1B**
ISSUED: **02 - 00**

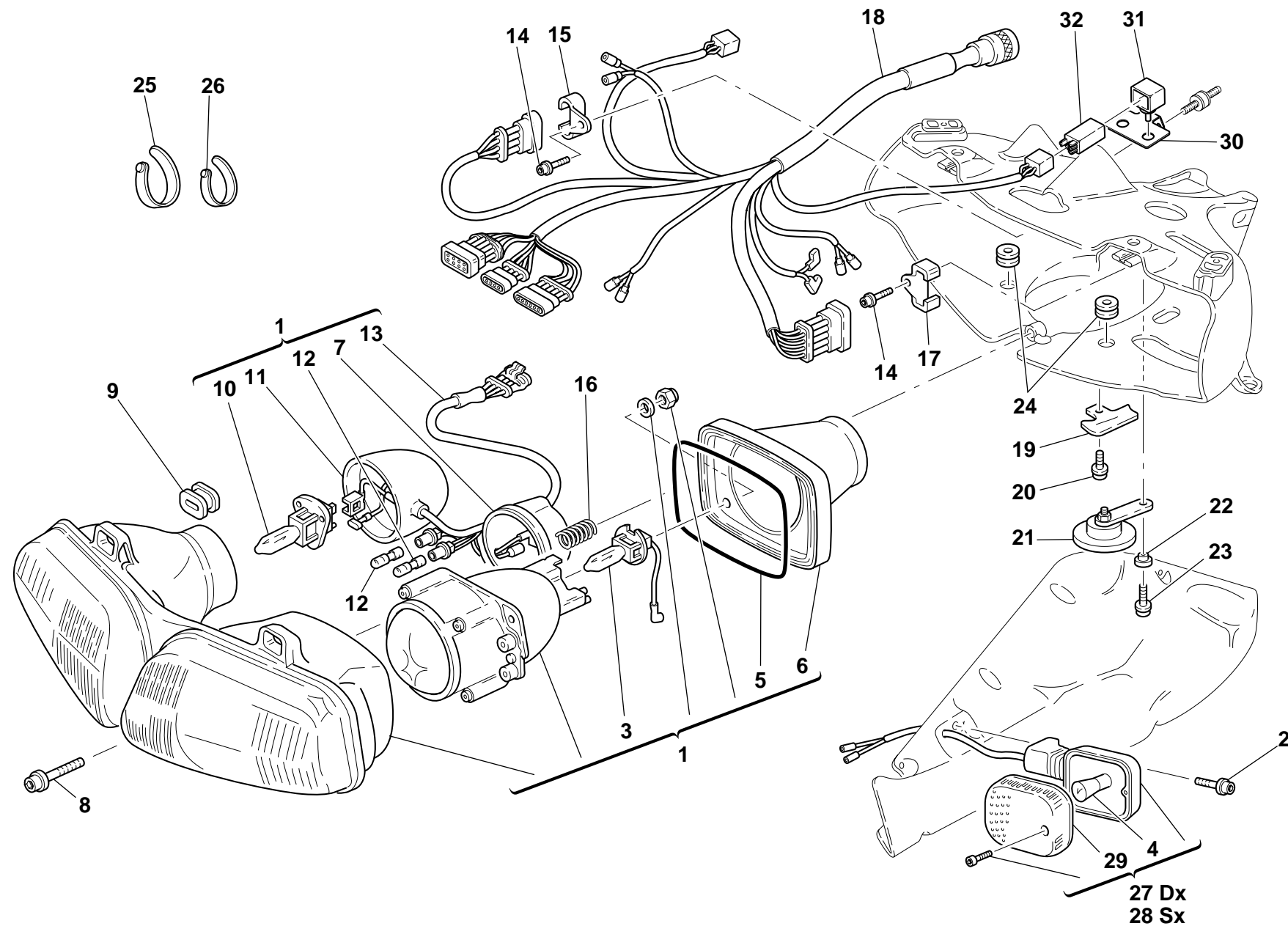
NOTES	NO.	CODE NO.	DESCRIPTION	VALIDITY	Q.TY	
	28	510.1.070.1A	Instrument panel wiring		1	
	29	763106N01	EI-stop nut		2	
	30	772.5.021.1A	Screw		2	

CATALOGUE No.: **915.1.096.1B**
ISSUED: **02 - 00**

TAVOLA
DRAWING
TABLE
BILD
TABLA

21

FRONT HEAD-LIGHT



DRAWING

21

FRONT HEAD-LIGHT

NOTES	NO.	CODE NO.	DESCRIPTION	VALIDITY	Q.TY	
	1	520.4.004.3B	Complete headlight		1	
	2	771.5.667.2B	Screw		2	
	3	0000.79673	Bulb		1	
	4	8000.36726	Bulb		2	
	5	521.4.010.1A	Cover gasket		1	
	6	521.4.007.1A	Cover		1	
	7	521.4.008.1A	Headlight cover		1	
	8	771.5.672.2B	Screw		1	
	9	700.1.020.1A	Vibration damper		2	
	10	0000.79672	Bulb		1	
	11	521.4.009.1A	Headlight cover		1	
	12	8000.36230	Bulb		1	
	13	510.1.082.1A	Electric wiring		1	
	14	771.5.639.2B	Screw		2	
	15	827.1.089.1A	R.H. plate		1	
	16	799.1.064.1A	Spring		1	
	17	827.1.090.1A	L.H. plate		1	
	18	510.1.060.2D	Electric wiring		1	
	19	827.1.095.1A	Plate		1	
	20	772.5.025.1A	Screw		1	
	21	516.4.001.1AB	Horn (BLACK)		1	
	22	716.1.028.1A	Spacer		1	
	23	8000.62726	Screw		2	
	24	0797.72.068	Vibration damper pad		2	
	25	741.1.012.1A	Clamp		1	
	26	8000.53724	Clamp		2	
	27	8000.74504	Turn indicator		1	


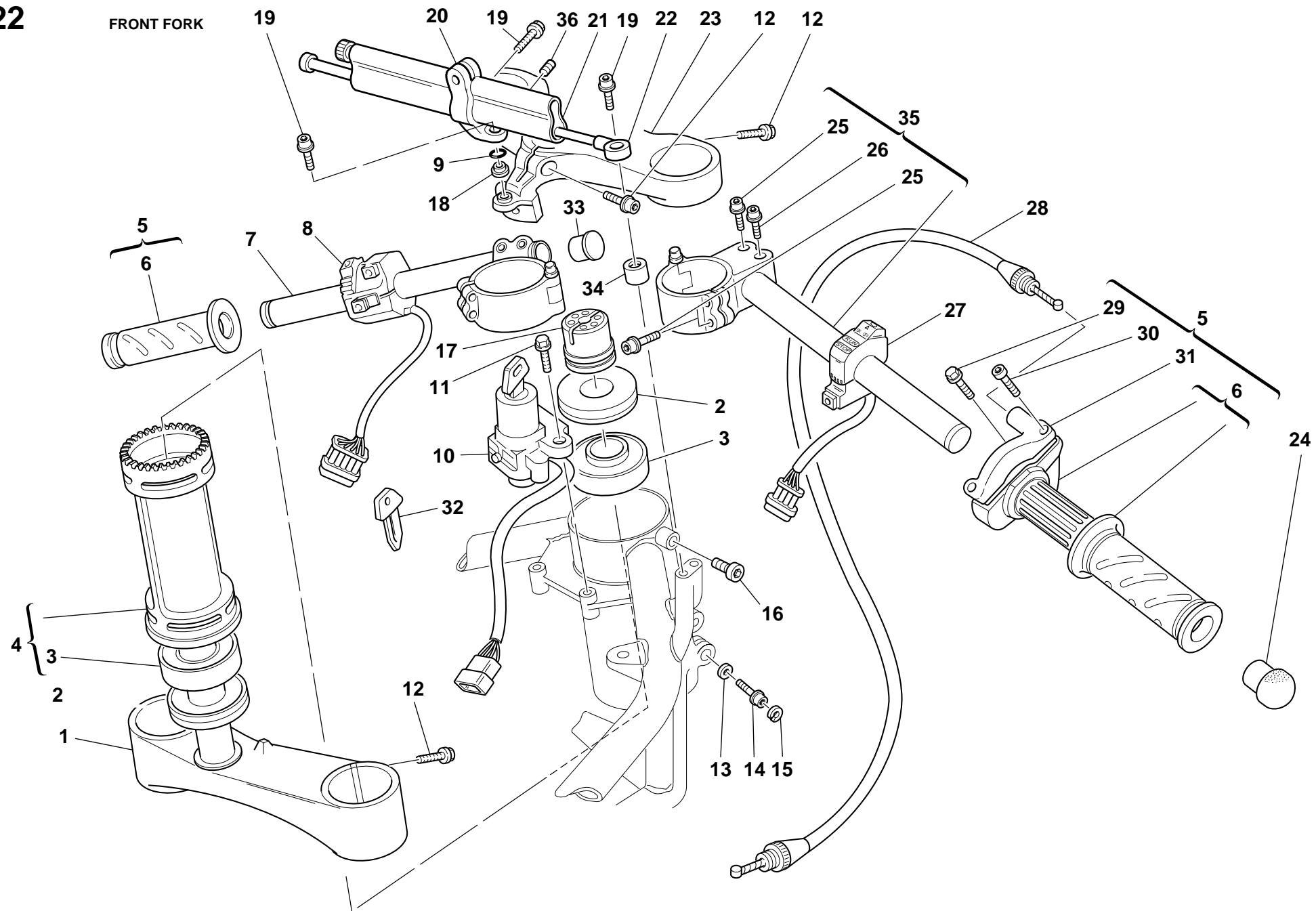
NOTES	NO.	CODE NO.	DESCRIPTION	VALIDITY	Q.TY	
	28	8000.74505	Turn indicator		1	
	29	8000.74507	Cup		2	
	30	827.1.181.1A	Plate		1	
	31	829.1.190.1A	Rubber holder		2	
	32	541.4.003.1A	Relay		2	


TAVOLA
DRAWING
TABLE
BILD
TABLA

22


FRONT FORK



DRAWING **22** FRONT FORK

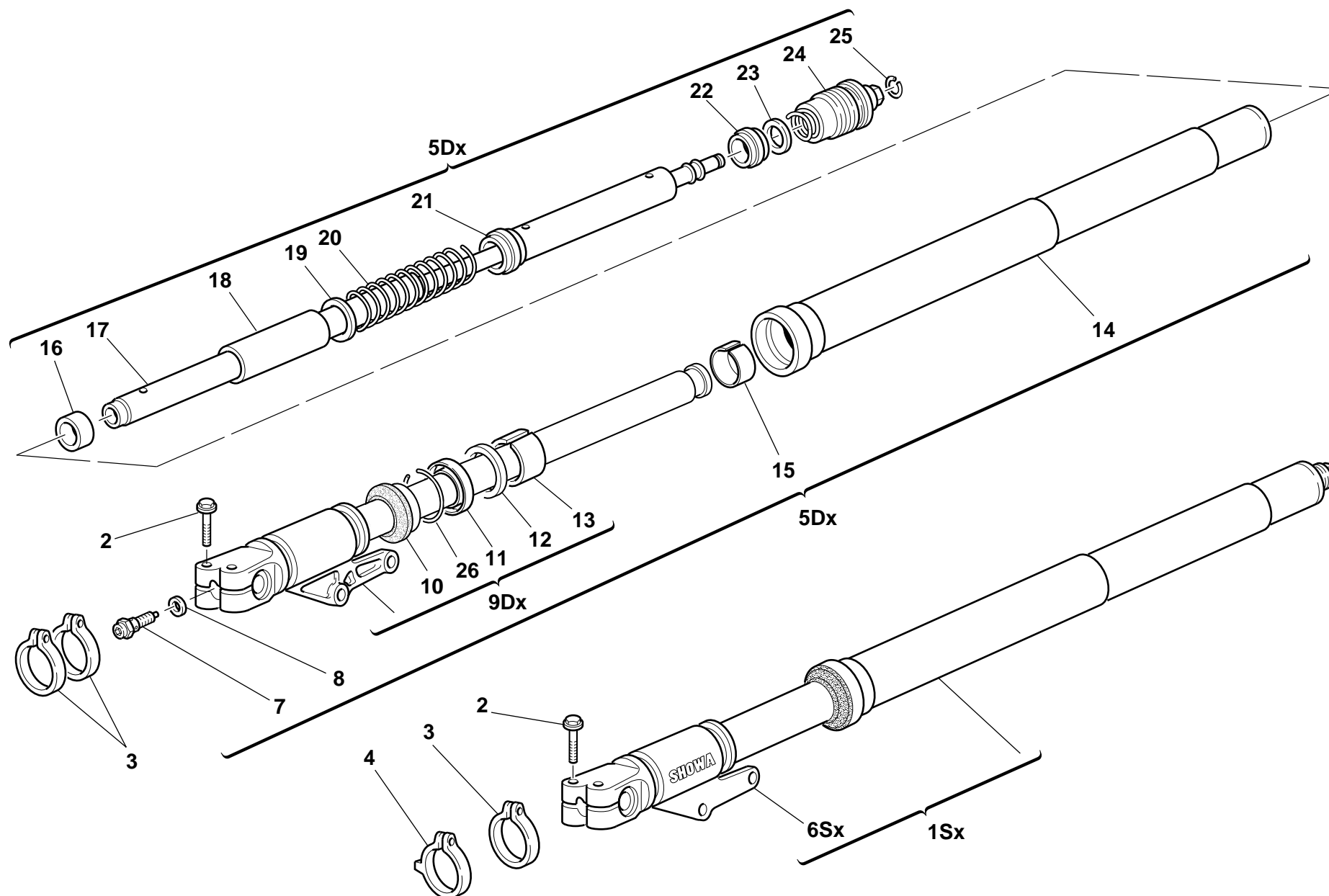
NOTES	NO.	CODE NO.	DESCRIPTION	VALIDITY	Q.TY	
	1	342.2.010.1A	Steering head base assembly		1	
	2	930.1.004.1A	Seal ring		2	
	3	702.4.004.1A	Bearing		2	
	4	343.2.005.1A	Tube		1	
	5	654.2.002.1A	Throttle control		1	
	6	656.2.012.1A	Complete throttle control tube		1	
	7	360.2.030.1A	L.H. handlebar		1	
	8	651.4.008.1A	L.H. switch		1	
	9	93823.2037	O-ring		1	
	10	652.4.004.2A	Key-operated switch		1	
	11	772.5.024.1A	Screw		2	
	12	771.5.725.2B	Screw		7	
	13	852.1.071.1A	Washer		2	
	14	771.5.723.2B	Screw		2	
	15	884.5.001.1A	Circlip		2	
	16	779.1.060.1A	Special screw		1	
	17	703.1.013.1A	Ring nut		1	
	18	713.1.131.1A	Spacer		1	
	19	771.5.664.2B	Screw		3	
	20	808.2.016.2A	Clamp		1	
	21	364.1.003.1A	Steering damper		1	
	22	848.4.005.1A	Ball joint		1	
	23	341.1.011.2A	Steering head		1	
	24	872.1.015.1A	Cap		2	
	25	771.5.669.2B	Screw		6	
	26	771.5.667.2B	Screw		2	
	27	650.4.006.2A	R.H. switch		1	

CATALOGUE No.: **915.1.096.1B**
ISSUED: **02 - 00**

NOTES	NO.	CODE NO.	DESCRIPTION	VALIDITY	Q.TY	
	28	656.1.013.2A	Throttle control transmission		1	
	29	772.5.023.1A	Screw		2	
	30	8000.66774	Screw		2	
	31	658.4.002.1A	Cover		1	
	32	598.4.011.3A	Wrench		1	
	33	872.1.011.1A	Cap		2	
	34	713.1.132.1A	Spacer		1	
	35	360.2.031.1A	R.H. handlebar		1	
	36	778.5.009.1A	Threaded dowel		1	

CATALOGUE No.: **915.1.096.1B**
ISSUED: **02 - 00**

FRONT FORK



DRAWING 22.1 FRONT FORK

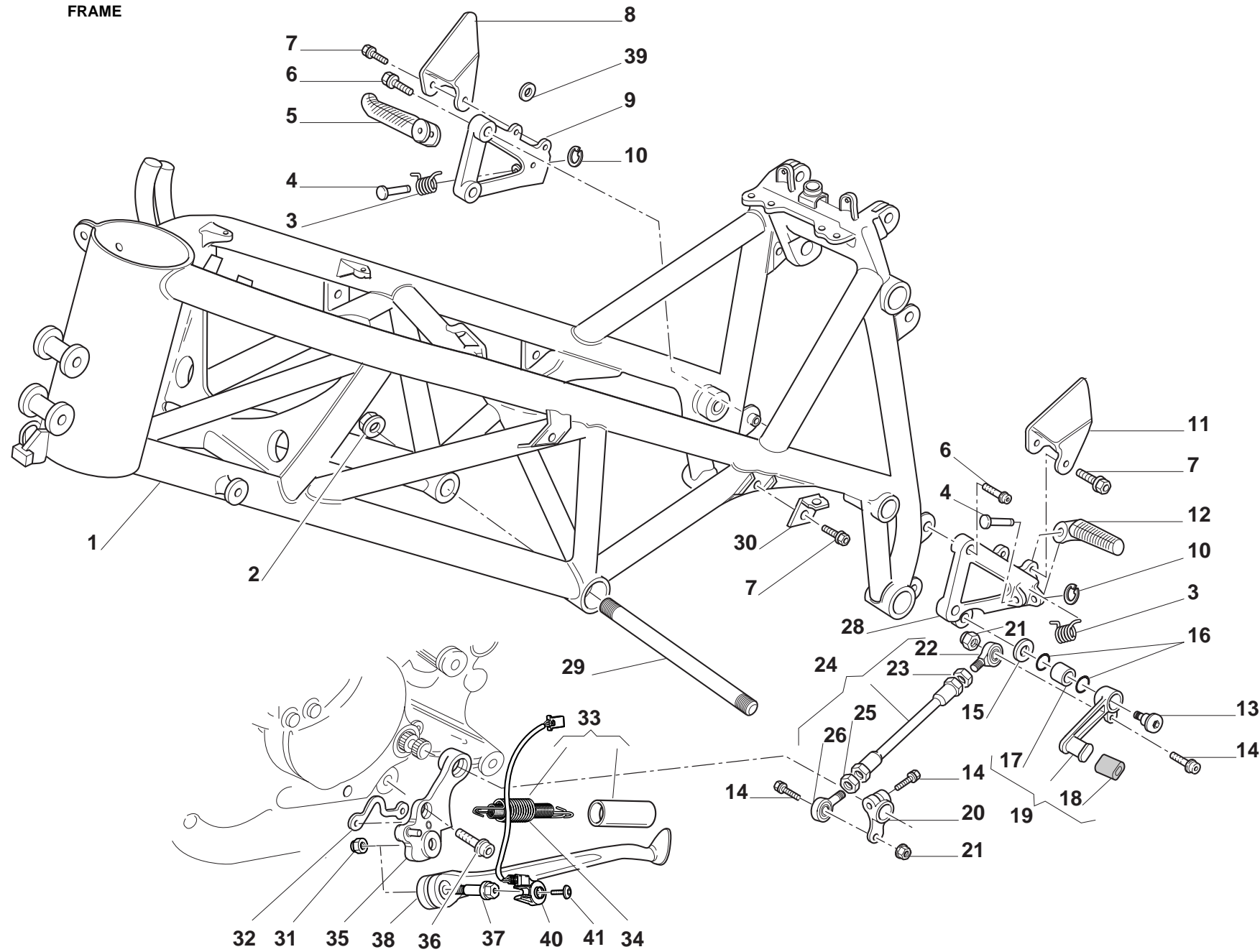
NOTES	NO.	CODE NO.	DESCRIPTION	VALIDITY	Q.TY
	1	340.2.114.1A	L.H. fork leg assembly		1
	2	8A00.69056	Screw		4
	3	8000.70127	Clamp		3
	4	8000.70133	Clamp		1
	5	340.2.113.1A	R.H. fork leg assembly		1
	6	349.1.110.1C	Complete L.H. slider		1
	7	349.2.010.1A	Adjusting screw		2
	8	349.1.096.1A	Special washer		2
	9	349.1.109.1C	Complete R.H. slider		1
	10	349.1.101.1A	Dust seal		2
	11	930.1.005.1A	Seal ring		2
	12	349.1.102.1A	Check ring		2
	13	349.1.103.1A	Bush		2
	14	349.1.054.1C	Stanchion tube		2
	15	349.1.104.1A	Bush		2
	16	349.1.095.1A	Centering ring		2
	17	349.1.055.1B	Damper tube		2
	18	349.1.099.1A	Flexible collar		2
	19	349.1.100.1A	Special washer		2
	20	347.1.011.1D	Spring		2
	21	349.1.097.1A	Spring coupling		2
	22	349.1.064.1A	Slider		2
	23	349.1.065.1A	Rubber cush drive hub		2
	24	349.2.003.1C	Complete cap		2
	25	349.1.098.1A	Snap ring		2
	26	884.1.005.1A	Ring		2

NOTES	NO.	CODE NO.	DESCRIPTION	VALIDITY	Q.TY
-------	-----	----------	-------------	----------	------

TAVOLA
DRAWING
TABLE
BILD
TABLA

23

FRAME



DRAWING

23

FRAME

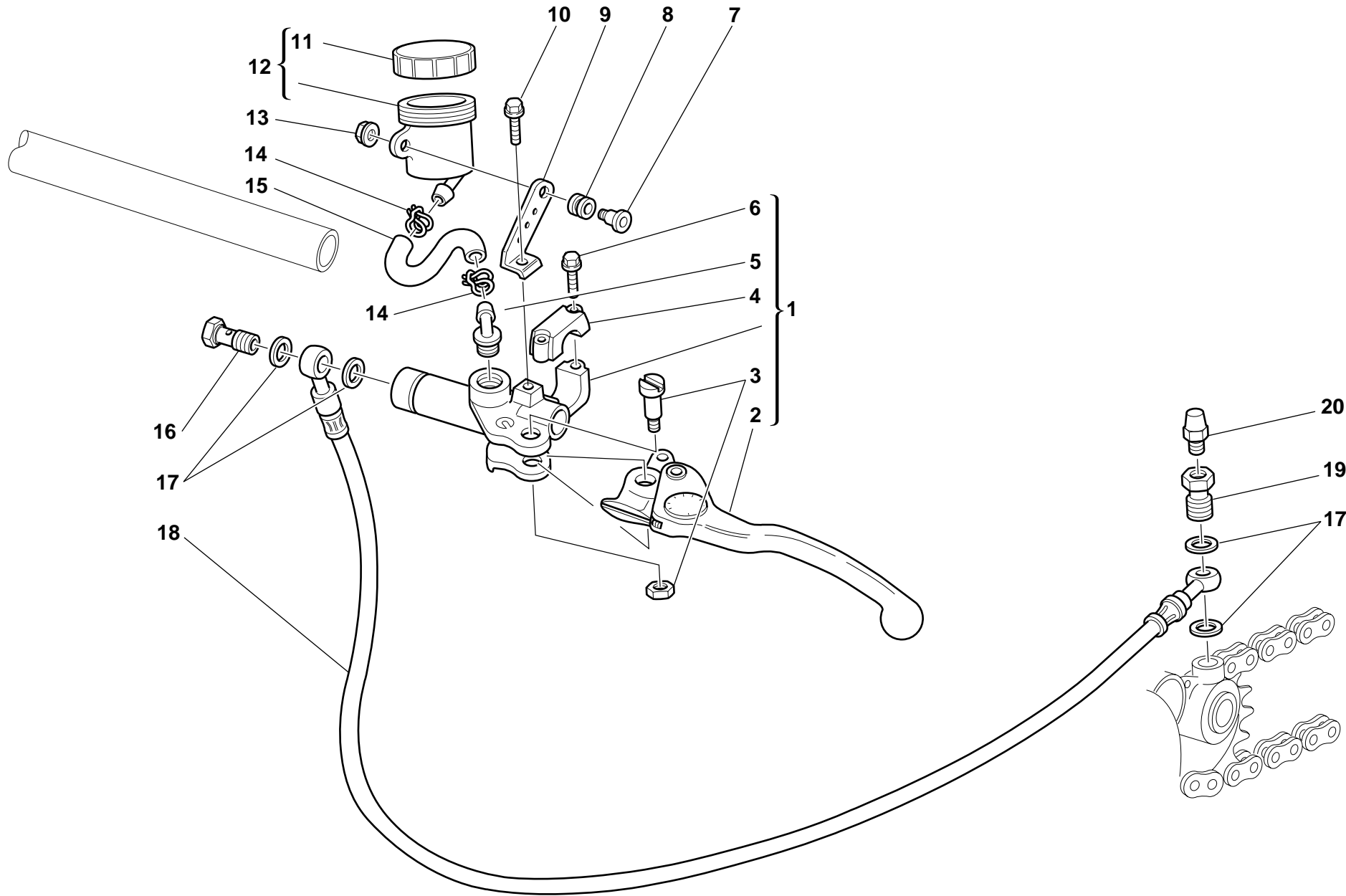
NOTES	NO.	CODE NO.	DESCRIPTION	VALIDITY	Q.TY
	1	470.1.026.1AB	Frame		1
	2	729910FF1	Nut		2
	3	799.1.045.1A	Spring		2
	4	821.1.051.1A	Pin		2
	5	464.1.006.1A	Front R.H. foot peg		1
	6	771.5.723.2B	Screw		4
	7	772.5.025.1A	Screw		8
	8	247.1.074.1A	Protection		1
	9	824.1.016.1A	R.H. foot peg holder plate		1
	10	884.5.003.1A	Ring		2
	11	247.1.073.1A	Protection		1
	12	464.1.005.1A	Front L.H. foot peg		2
	13	80A0.53548	Pin		1
	14	771.5.667.2B	Screw		3
	15	852.1.053.1A	Washer		1
	16	0000.01199	O-ring		2
	17	0000.59056	Bush		1
	18	764.1.011.1A	Rubber pad		1
	19	456.2.007.1A	Gearchange lever		1
	20	456.1.006.1A	Gearchange control lever		1
	21	763106N01	El-stop nut		2
	22	76401.0003	Balljoint		1
	23	747.5.001.1A	L.H. nut		1
	24	117.1.030.1A	Gearbox transmission rod		1
	25	60N115062	Nut		1
	26	76401.0002	Balljoint		1

NOTES	NO.	CODE NO.	DESCRIPTION	VALIDITY	Q.TY
	27	117.2.030.1A	Gearbox transmission rod assembly		1
	28	824.1.015.1A	L.H. foot peg holder plate		1
	29	772.1.023.1A	Stud bolt		2
	30	827.1.067.1A	Plate		4
	31	750.1.048.1A	Nut		1
	32	829.1.260.1A	Plate		1
	33	799.2.001.1A	Complete spring		1
	34	8000.62676	Inner spring		1
	35	556.2.025.1A	Plate		1
	36	771.5.754.2B	Screw		2
	37	821.1.103.1A	Pin		1
	38	556.1.013.2A	Side stand		1
	39	713.1.099.1A	Spacer		2
	40	539.1.023.1A	Switch		1
	41	779.4.005.1A	Screw		1

TAVOLA
DRAWING
TABLE
BILD
TABLA

24


CLUTCH CONTROL



DRAWING

24

CLUTCH CONTROL

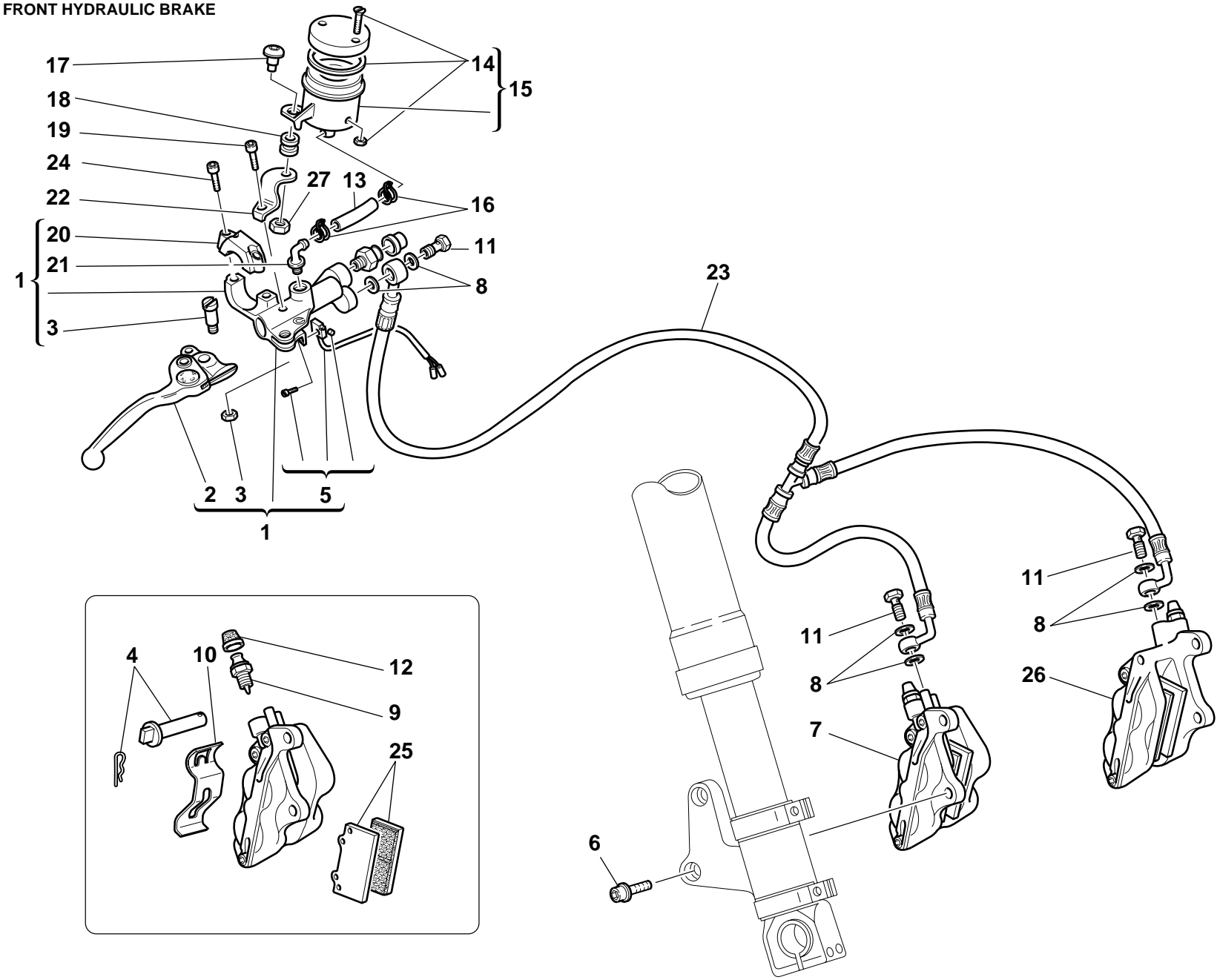
NOTES	NO.	CODE NO.	DESCRIPTION	VALIDITY	Q.TY	
	1	630.4.010.1AB	Clutch drive pump		1	
	2	631.4.009.1A	Lever with dowel		1	
	3	626.4.011.1A	Spare lever pin		1	
	4	626.4.010.1A	Spare bracket		1	
	5	631.4.008.1A	Spare union		1	
	6	771.5.669.2B	Screw		2	
	7	779.1.092.1A	Screw		1	
	8	0370.72.020	Vibration damper pad		1	
	9	829.1.228.1A	Plate		1	
	10	70700.6N02	Screw		2	
	11	893.4.005.1A	Cap		1	
	12	0000.61078	Complete oil tank		1	
	13	729905FN1	El-stop nut		1	
	14	741.4.043.1A	Clamp		2	
	15	877.1.037.1A	Tube		1	
	16	779.1.058.1A	Special screw		1	
	17	420.2.001.0A	Copper gasket		4	
	18	632.1.016.1B	Clutch control pipe (METAL PLAITED)		1	
	19	779.1.082.1A	Filler		1	
	20	0000.33552	Bleed		1	

NOTES	NO.	CODE NO.	DESCRIPTION	VALIDITY	Q.TY	
-------	-----	----------	-------------	----------	------	---

TAVOLA
DRAWING
TABLE
BILD
TABLA

25

FRONT HYDRAULIC BRAKE



DRAWING

25

FRONT HYDRAULIC BRAKE

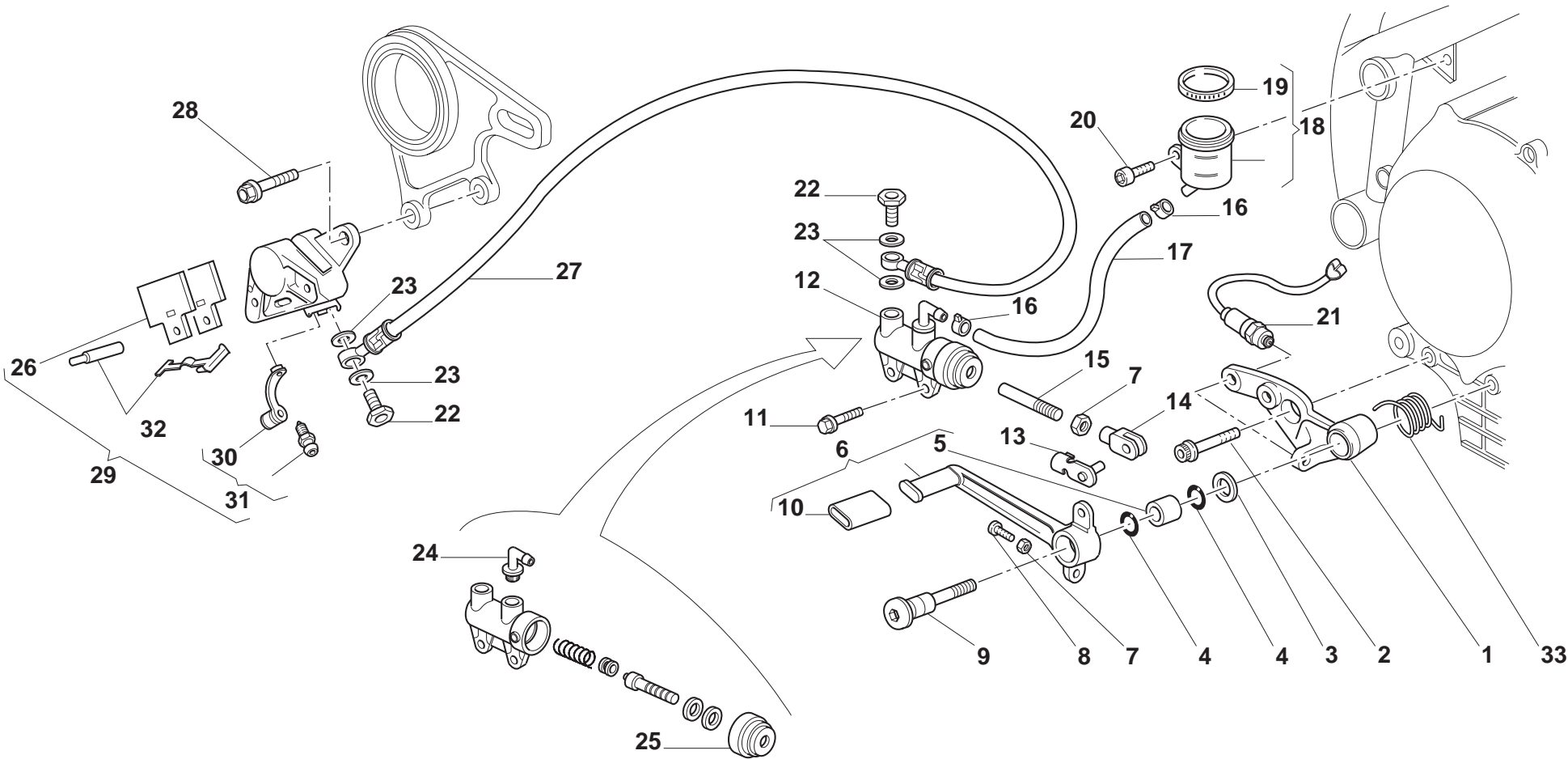
NOTES	NO.	CODE NO.	DESCRIPTION	VALIDITY	Q.TY	
	1	624.4.012.1A	Front brake pump		1	
	2	626.4.007.1A	Lever with dowel		1	
	3	626.4.009.1A	Spare lever pin		1	
	4	612.4.014.1A	Spare pins and spring		2	
	5	539.4.021.1A	Microswitch		1	
	6	771.5.754.2B	Screw		4	
	7	610.4.012.2C	R.H. brake caliper		1	
	8	420.2.001.0A	Copper gasket		6	
	9	631.4.004.1A	Spare bleed union		2	
	10	612.4.017.1A	Spring		2	
	11	779.1.058.1A	Special screw		3	
	12	612.4.008.1A	Dust seal		1	
	13	877.1.039.1A	Tube		1	
	14	8000.68490	Spare cap		1	
	15	0000.66181	Complete oil tank		1	
	16	741.4.043.1A	Clamp		2	
	17	779.1.092.1A	Screw		1	
	18	0370.72.020	Vibration damper pad		1	
	19	70700.6N02	Screw		1	
	20	626.4.008.1A	Spare bracket		1	
	21	8000.42345	Spare union		1	
	22	829.1.238.1A	Bracket		1	
	23	618.4.036.1A	Caliper pump pipe (METAL PLAITED)		1	
	24	771.5.669.2B	Screw		2	
	25	613.4.021.1B	Pads pair		2	
	26	610.4.011.2C	L.H. brake caliper		1	

NOTES	NO.	CODE NO.	DESCRIPTION	VALIDITY	Q.TY	
	27	729905FN1	EI-stop nut		1	

TAVOLA
DRAWING
TABLE
BILD
TABLA

26

REAR HYDRAULIC
BRAKE



DRAWING

26

REAR HYDRAULIC
BRAKE

NOTES	NO.	CODE NO.	DESCRIPTION	VALIDITY	Q.TY	
	1	829.1.078.1A	Holder		1	
	2	771.5.754.2B	Screw		1	
	3	852.1.054.1A	Washer		1	
	4	0000.01199	O-ring		2	
	5	0000.59056	Bush		1	
	6	457.2.008.1A	Brake control lever		1	
	7	60N115062	Nut		2	
	8	8000.67981	Threaded dowel		1	
	9	821.1.052.1A	Pedal pin		1	
	10	764.1.011.1A	Rubber pad		1	
	11	772.5.024.1A	Screw		2	
	12	625.4.006.1A	Rear brake pump		1	
	13	0000.64617	Spring		1	
	14	80A0.55757	Fork		1	
	15	117.1.025.1A	Adjuster rod		1	
	16	741.4.043.1A	Clamp		2	
	17	877.1.039.1A	Tube		1	
	18	0000.61078	Complete oil tank		1	
	19	8000.66305	Cap		1	
	20	70700.6N02	Screw		1	
	21	539.4.003.1B	Switch		1	
	22	779.1.058.1A	Special screw		2	
	23	420.2.001.0A	Copper gasket		4	
	24	8000.42345	Spare union		1	
	25	0664.39.741	Dust cover		1	
	26	613.4.008.1A	Pads pair		1	
	27	619.1.001.1C	Rear brake line (METAL PLAITED)		1	


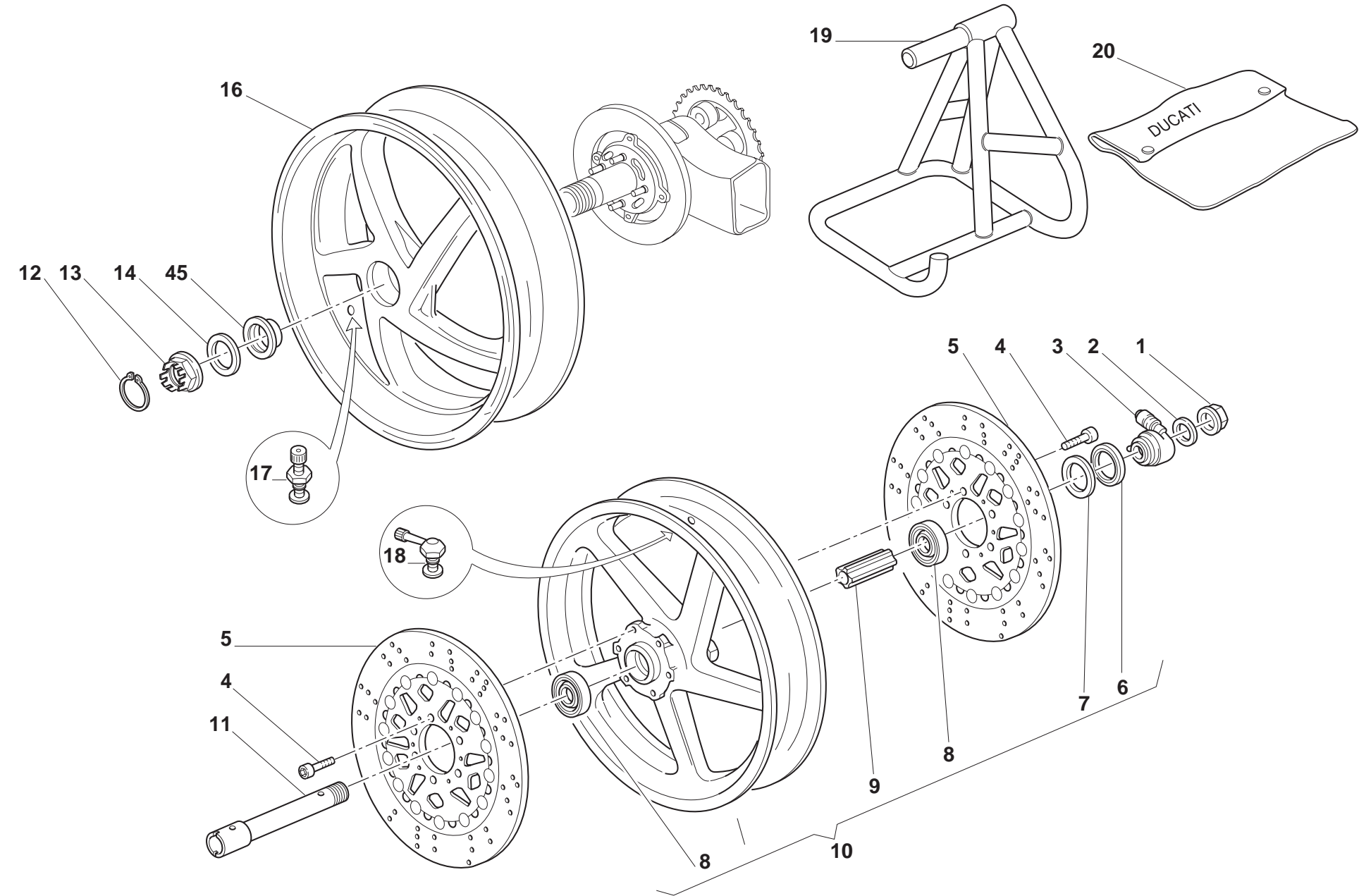
NOTES	NO.	CODE NO.	DESCRIPTION	VALIDITY	Q.TY	
	28	0000.69056	Screw		2	
	29	611.4.005.2A	Rear brake caliper		1	
	30	612.4.008.1A	Dust seal		1	
	31	0000.39727	Spare bleed union		1	
	32	0000.48744	Spare pins		1	
	33	799.1.083.1A	Spring		1	

TAVOLA
DRAWING
TABLE
BILD
TABLA

27


FRONT AND REAR WHEELS



DRAWING

27

FRONT AND REAR WHEELS

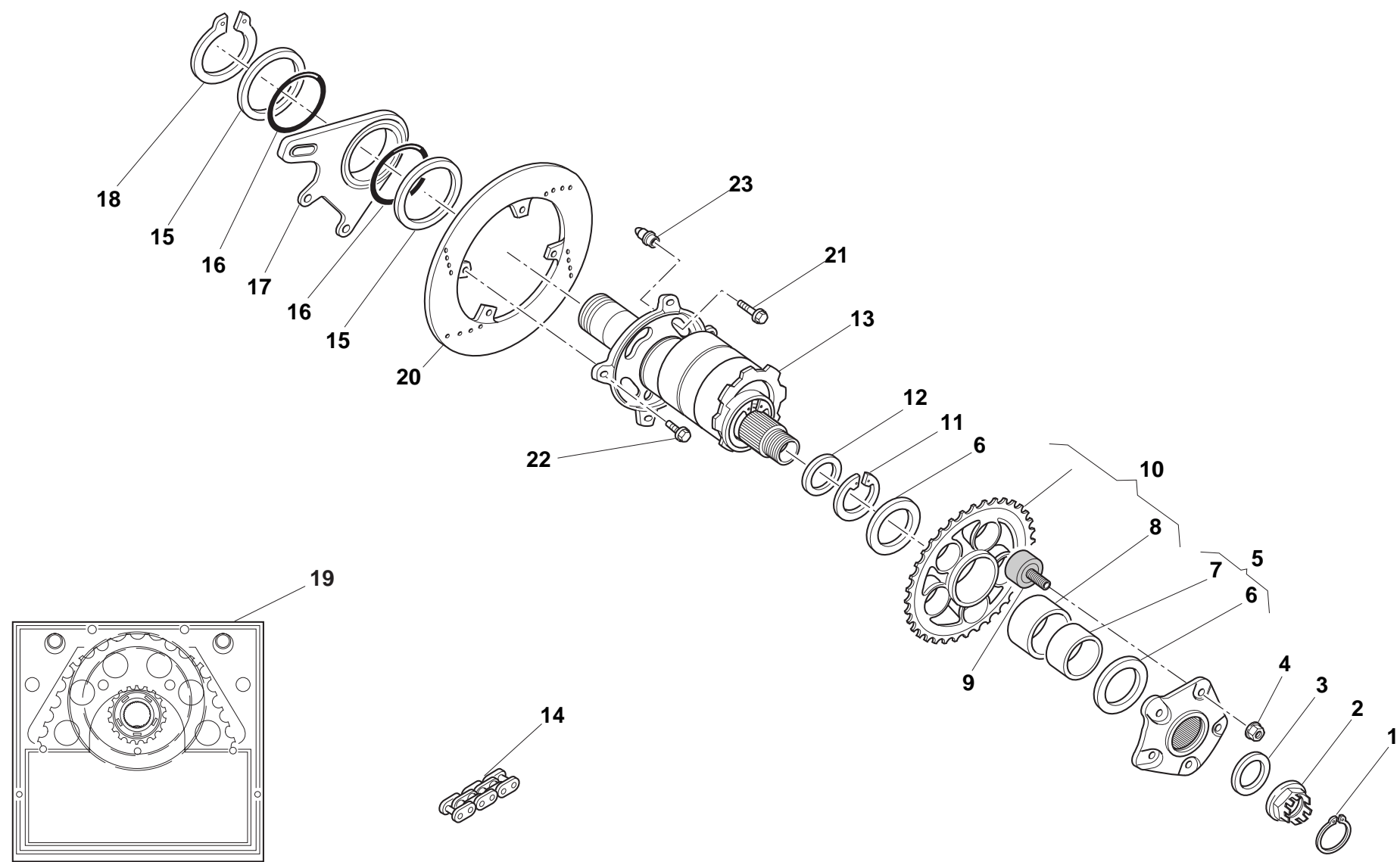
NOTES	NO.	CODE NO.	DESCRIPTION	VALIDITY	Q.TY	
	1	748.1.014.1A	Nut		1	
	2	8000.70119	Washer		1	
	3	8000.74049	Speedometer transmission		1	
	4	771.5.721.2B	Screw		12	
	5	492.4.010.1A	Brake disc		2	
	6	0000.64471	Seal ring		1	
	7	8000.62648	Transmission capstan		1	
	8	75162.2566	Bearing		2	
	9	714.1.028.1A	Inner spacer		1	
	10	501.2.020.1AA	Front wheel rim		1	
	11	819.1.017.1A	Front wheel spindle		1	
	12	759.1.009.1A	Clip		1	
	13	750.1.019.1A	Nut		1	
	14	852.1.057.1A	Washer		1	
	15	714.1.027.1A	Washer		1	
	16	502.1.022.1AA	Rear wheel rim		1	
	17	0803.77.010	Valve		1	
	18	497.2.001.1A	Valve		1	
	19	699.2.064.1AB	Stand		1	
	20	919.1.001.2B	Motrocycle's canvas cover (RED)		1	

NOTES	NO.	CODE NO.	DESCRIPTION	VALIDITY	Q.TY	
-------	-----	----------	-------------	----------	------	---

TAVOLA
DRAWING
TABLE
BILD
TABLA

28


REAR WHEEL PIN



DRAWING

28

REAR WHEEL PIN

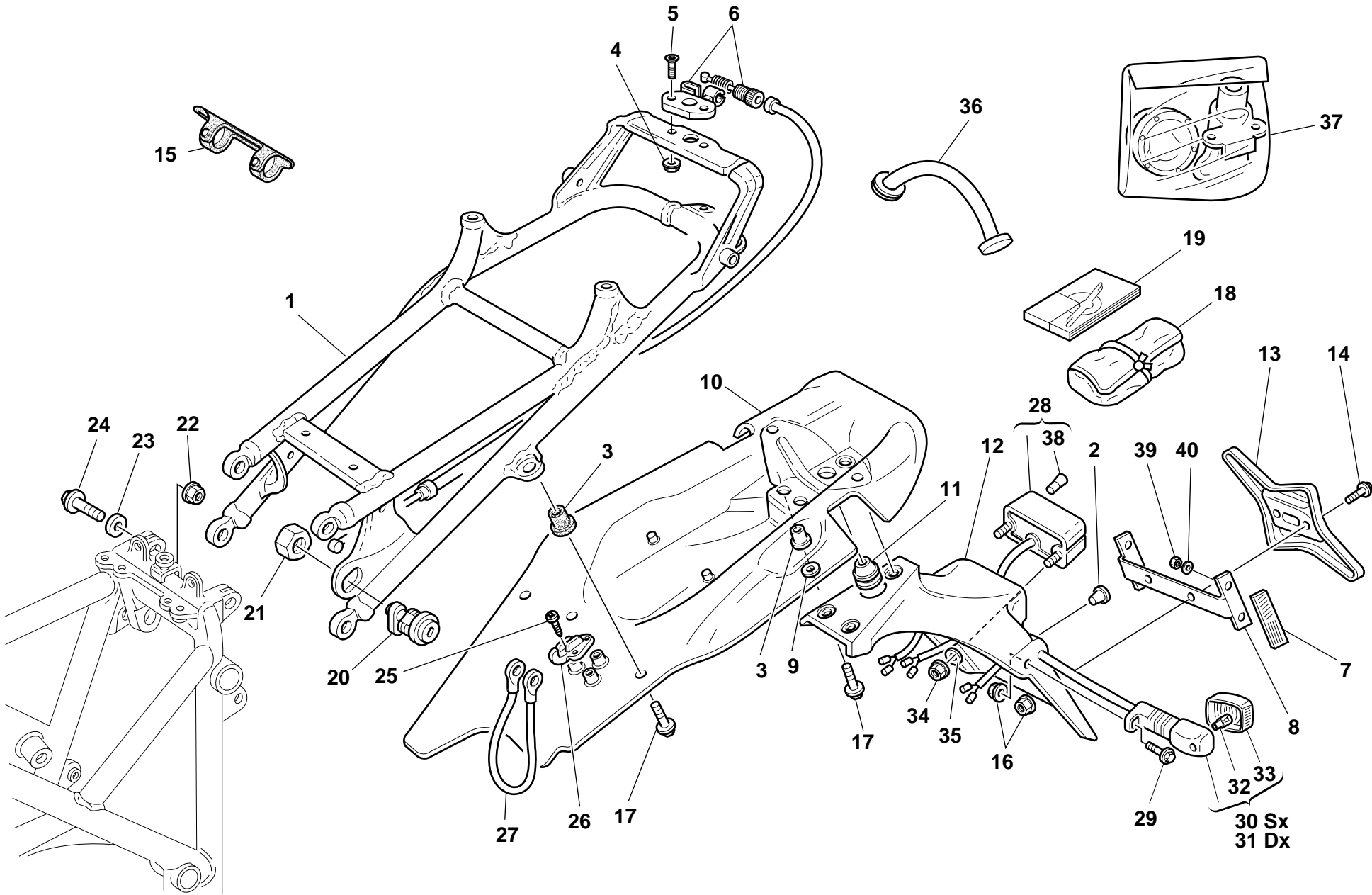
NOTES	NO.	CODE NO.	DESCRIPTION	VALIDITY	Q.TY	
	1	759.1.008.1A	Clip		1	
	2	750.1.018.1A	L.H. nut		1	
	3	852.1.055.1A	Washer		1	
	4	748.4.024.1A	Nut		5	
	5	160.2.021.1B	Complete rear sprocket flange		1	
	6	852.1.058.1A	Washer		2	
	7	711.1.067.1A	Bush		1	
	8	712.1.018.1A	Bush		1	
	9	700.1.017.1A	Rubber cush drive hub		5	
	10	494.2.043.1A	Ring gear z=36		1	
	11	884.5.005.1A	Circlip		1	
	12	852.1.056.1A	Washer		1	
	13	819.2.039.1A	Hub		1	
	14	676.4.021.1A	Chain (94 Links)		1	
	15	852.1.059.1A	Washer		2	
	16	886.5.003.1A	O-Ring		2	
	17	825.1.009.1A	Caliper holder plate		1	
	18	884.5.004.1A	Circlip		1	
	19	676.2.024.1A	Final drive kit		1	
	20	492.4.011.1B	Rear brake disc		1	
	21	772.1.005.1A	Screw		4	
	22	771.5.266.2B	Screw		4	
	23	863.1.001.1A	Pin		4	

NOTES	NO.	CODE NO.	DESCRIPTION	VALIDITY	Q.TY	
-------	-----	----------	-------------	----------	------	---

TAVOLA
DRAWING
TABLE
BILD
TABLA

29

REAR FRAME-REAR FOOT RESTS




DRAWING

29

REAR FRAME-REAR FOOT RESTS

NOTES	NO.	CODE NO.	DESCRIPTION	VALIDITY	Q.TY	
	1	471.2.034.1A	Rear frame		1	
	2	8000.66308	Vibration damper pad		2	
	3	0364.99.020	Bush		4	
	4	8000.56443	Nut		8	
	5	777.5.038.2B	Screw		2	
	6	732.2.002.1A	Lock latch		1	
	7	529.1.008.1AB	Cat's eye (AMBER)		2	
	8	829.1.136.1A	Holder		1	
	9	852.1.095.1A	Nylon washer		3	
	10	486.1.038.2B	Panel (CARBON)		1	
	11	0000.07051	Fairlead		1	
	12	561.1.010.1B	Number plate holder (CARBON)		1	
	13	0000.62700	Plate		1	
	14	8000.62726	Screw		2	
	15	741.1.011.1A	Rubber pad		4	
	16	8000.44240	Nut		4	
	17	772.5.024.1A	Screw		7	
	18	697.2.008.2B	Tool bag		1	
	19	913.7.065.1A	Owner's manual		1	
	20	598.2.023.1A	Seat lock		1	
	21	750.1.024.1A	Nut		1	
	22	747.1.005.1A	Nut		4	
	23	80C0.05893	Shim		8	
	24	772.1.016.1A	Screw		4	
	25	72237.0657	Self-tapping screw		3	
	26	760.4.003.1A	Hook		1	
	27	732.1.005.1A	Helmet anti-theft wire		1	

CATALOGUE No.: 915.1.096.1B
ISSUED: 02 - 00

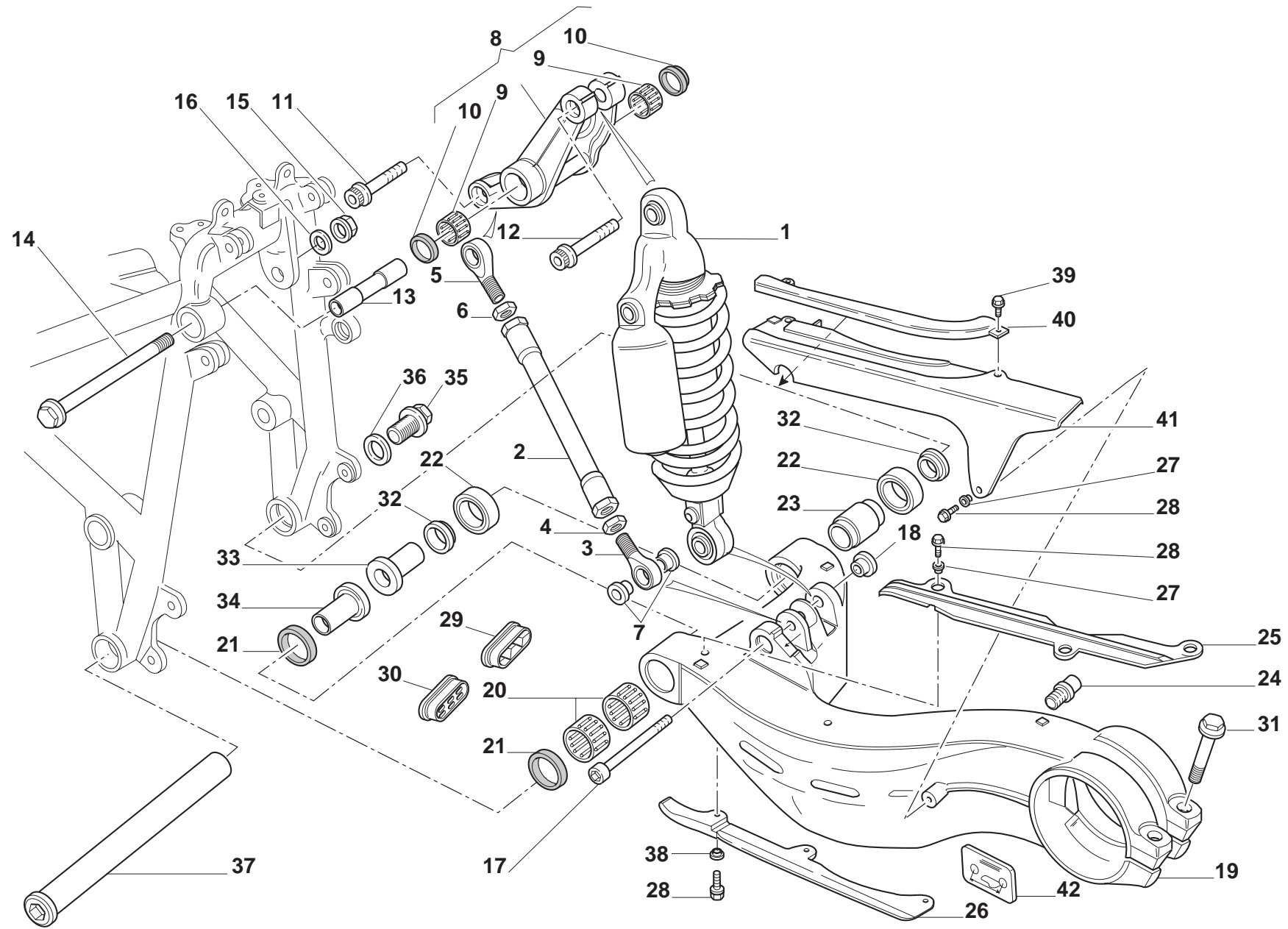
NOTES	NO.	CODE NO.	DESCRIPTION	VALIDITY	Q.TY	
	28	525.1.004.2A	Tail lamp		1	
	29	771.5.667.2B	Screw		2	
	30	8000.74504	Turn indicator		1	
	31	8000.74505	Turn indicator		1	
	32	8000.36726	Bulb		2	
	33	8000.74507	Cup		2	
	34	729905FN1	El-stop nut		2	
	35	60N115548	Washer		2	
	36	759.1.010.1A	Rubber		1	
	37	598.2.028.1A	Locks kit		1	
	38	8000.36230	Bulb		1	
	39	749.5.001.1A	Nut		4	
	40	852.5.001.1A	Washer		4	

CATALOGUE No.: 915.1.096.1B
ISSUED: 02 - 00

TAVOLA
DRAWING
TABLE
BILD
TABLA

30

REAR SUSPENSION



DRAWING

30

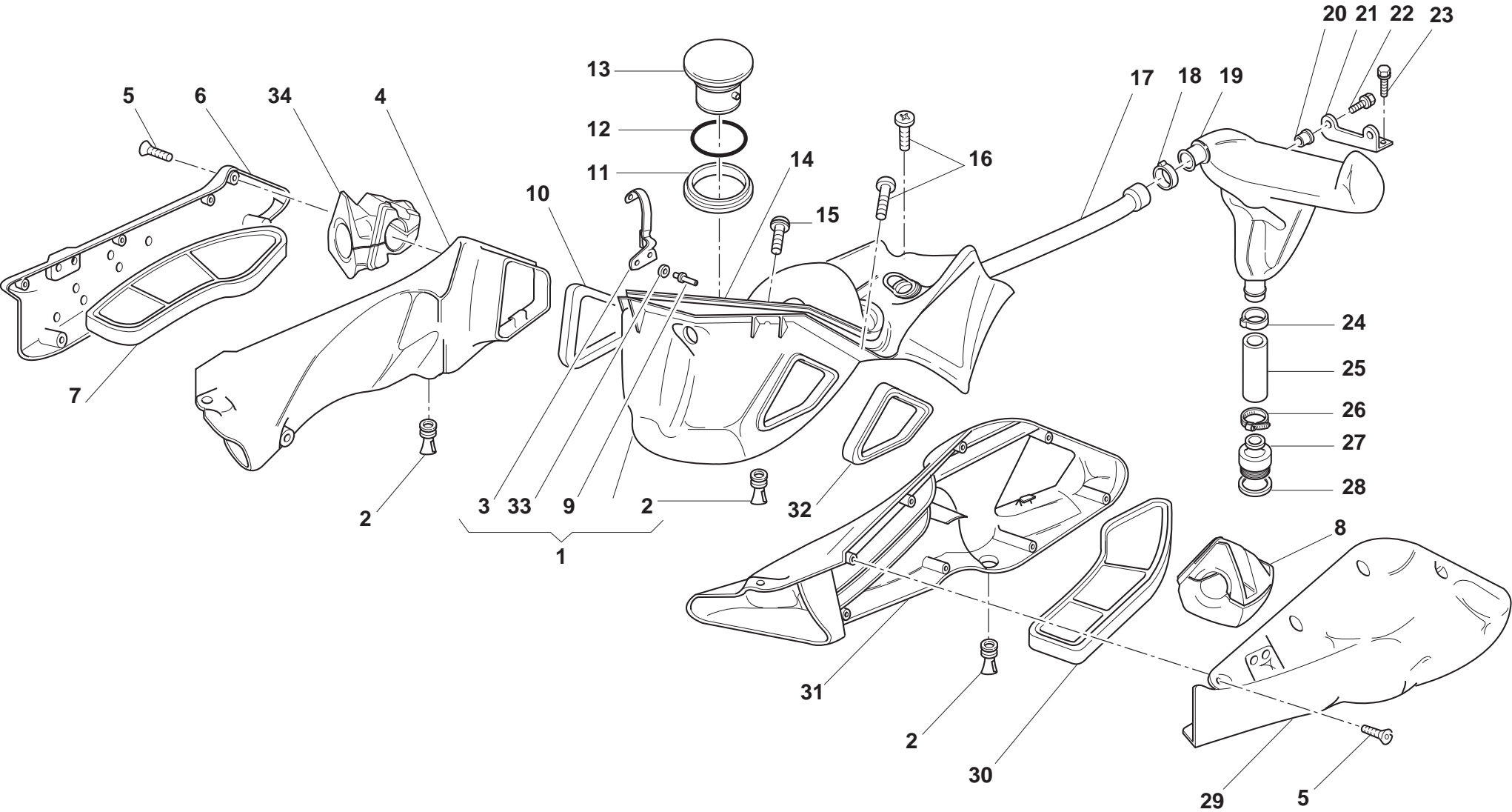
REAR SUSPENSION

NOTES	NO.	CODE NO.	DESCRIPTION	VALIDITY	Q.TY		NOTES	NO.	CODE NO.	DESCRIPTION	VALIDITY	Q.TY	
	1	365.2.016.1B	Shock absorber		1			28	8000.62726	Screw		8	
	2	875.1.022.1A	Tie rod		1			29	872.1.016.1A	Cap		1	
	3	76401.0009	Ball joint		1			30	872.1.017.1A	Cap		1	
	4	750.1.022.1A	Nut		1			31	772.1.004.2A	Screw		2	
	5	76401.0010	Ball joint		1			32	712.1.019.1A	Outer spacer		2	
	6	750.1.021.1A	Nut		1			33	710.1.023.1A	Bush		1	
	7	710.1.025.1A	Bush		4			34	710.1.024.1A	Bush		1	
	8	372.2.004.1A	Rocker assembly		1			35	772.1.003.1A	Screw		1	
	9	701.4.004.1A	Needle bearing		2			36	852.1.068.1A	Washer		1	
	10	930.4.011.1A	Seal ring		2			37	369.1.003.1A	Swingarm pivot		1	
	11	771.5.937.2B	Screw		1			38	716.1.044.1A	Spacer		3	
	12	771.5.938.2B	Screw		1			39	772.5.025.1A	Screw		2	
	13	715.1.003.1A	Spacer		1			40	460.1.040.1B	Protection (CARBON)		1	
	14	772.1.002.1A	Screw		1			41	446.1.002.1B	Chain guard (CARBON)		1	
	15	729910FF1	Nut		1			42	433.1.167.1A	Chain adjustment sticker		1	
	16	0023.37.153	Washer		1								
	17	771.1.003.1A	Screw		1								
	18	710.1.026.1A	Bush		1								
	19	370.1.014.1A	Swingarm		1								
	20	76400.0001	Needle bearing		2								
	21	0412.02.295	Seal ring		2								
	22	75162.2566	Bearing		2								
	23	713.1.078.1A	Inner spacer		1								
	24	832.1.003.1A	Pin		1								
	25	447.1.019.1A	Upper chain sliding shoer		1								
	26	447.1.020.1A	Lower chain sliding shoe		1								
	27	8000.62653	Spacer		5								

TAVOLA
DRAWING
TABLE
BILD
TABLA

31


AIR INDUCTION-OIL VENT



DRAWING

31

AIR INDUCTION-OIL VENT

NOTES	NO.	CODE NO.	DESCRIPTION	VALIDITY	Q.TY	
	1	442.2.009.1B	Air box (CARBON)		1	
	2	0000.48971	Rubber pad		3	
	3	850.2.002.1A	Hook		4	
	4	442.1.015.1B	R.H. air filter box		1	
	5	774.5.002.1B	Screw		16	
	6	246.1.005.1A	R.H. filter case cover		1	
	7	426.2.003.1A	R.H. air filter		1	
	8	812.1.025.1A	L.H. restriction		1	
	9	736.4.013.1B	Shear rivet		8	
	10	788.1.045.1A	R.H. gasket		1	
	11	791.1.017.2A	Gasket		2	
	12	886.5.004.1A	O-ring		2	
	13	802.1.009.1A	Air funnel		2	
	14	791.1.020.1A	Gasket		1	
	15	772.1.008.1A	Special screw		2	
	16	772.1.006.1A	Special screw		4	
	17	876.2.054.1A	Breather pipe		1	
	18	8000.50450	Clamp		1	
	19	585.1.017.1A	Oil breather tank		1	
	20	8000.63150	Insert		2	
	21	827.1.099.2A	Plate		1	
	22	8A00.67997	Screw		2	
	23	772.5.025.1A	Screw		2	
	24	8000.50454	Clamp		1	
	25	876.1.053.1A	Breather pipe		1	
	26	741.5.027.1B	Clamp		1	
	27	593.1.003.1B	Breather valve		1	


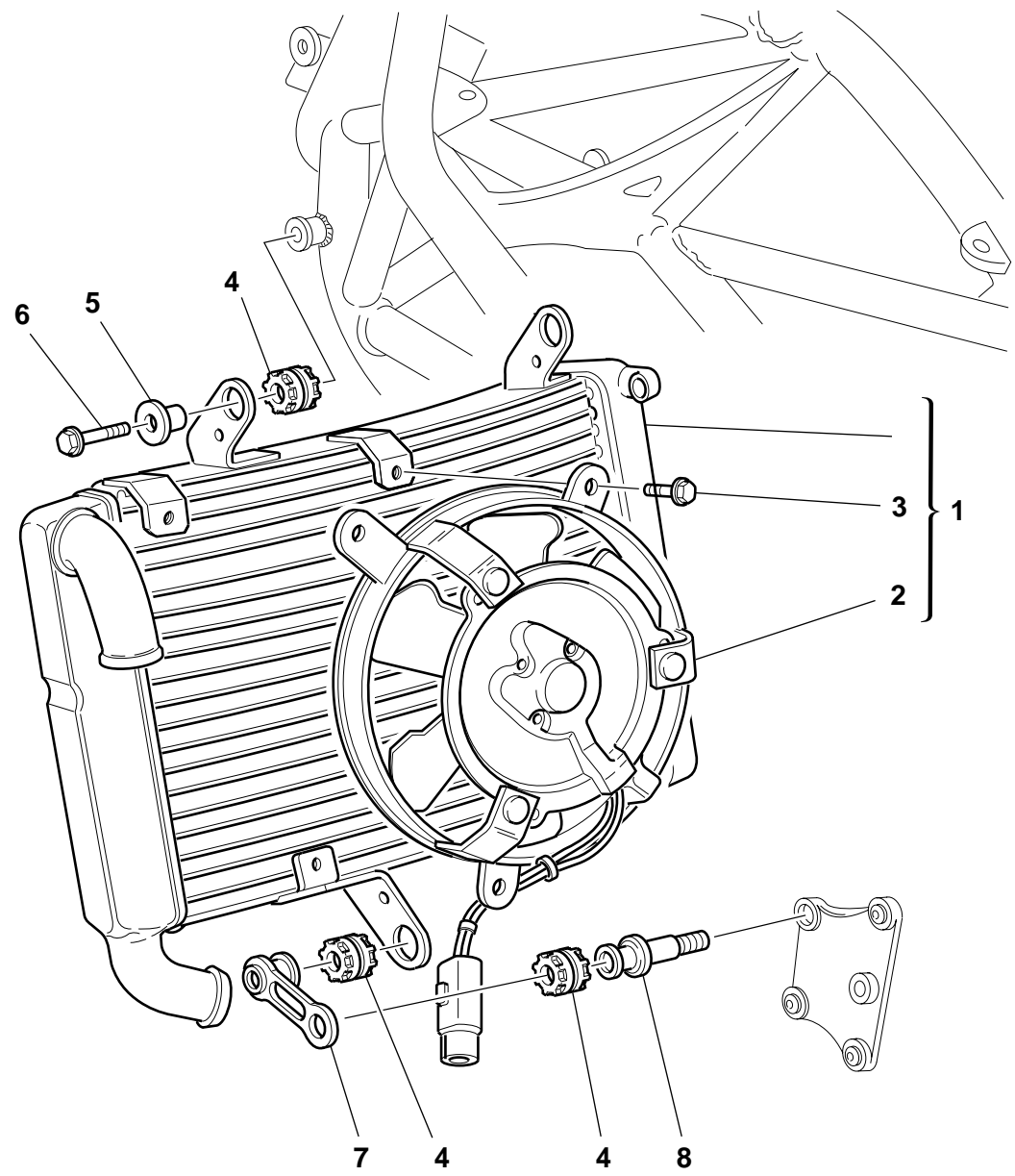
NOTES	NO.	CODE NO.	DESCRIPTION	VALIDITY	Q.TY	
	28	0660.49.920	Gasket		1	
	29	246.1.004.1A	L.H. filter case cover		1	
	30	426.2.002.1A	L.H. air filter		1	
	31	442.1.014.1B	L.H. air filter box		1	
	32	788.1.044.1A	L.H. gasket		1	
	33	852.1.075.1A	Washer		8	
	34	812.1.024.1A	R.H. restriction		1	

TAVOLA
DRAWING
TABLE
BILD
TABLA

32


WATER RADIATOR ASSY



DRAWING

32

WATER RADIATOR ASSY

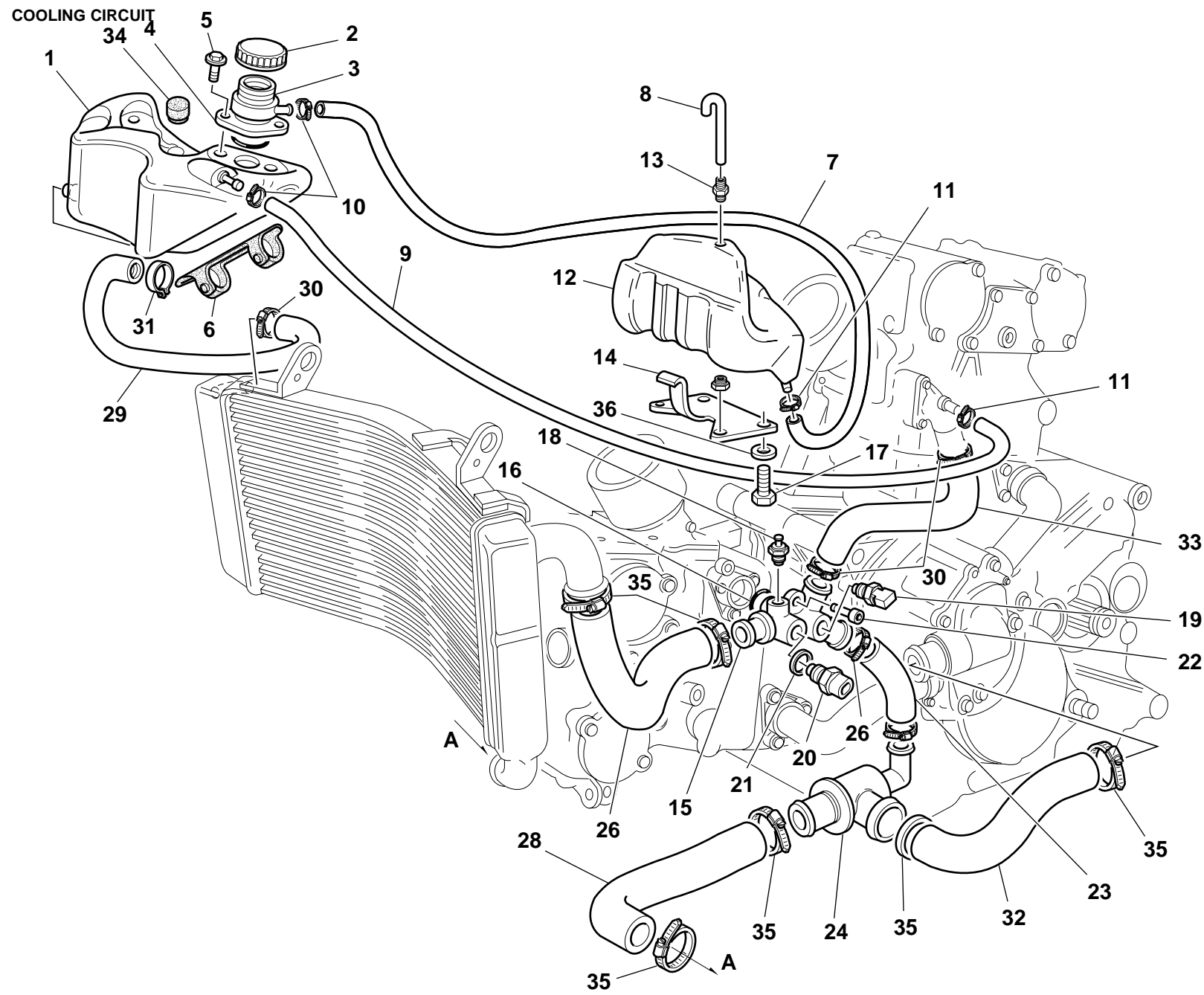
NOTES	NO.	CODE NO.	DESCRIPTION	VALIDITY	Q.TY	
	1	548.4.008.1A	Water radiator		1	
	2	550.4.007.1A	Electric fan		1	
	3	772.5.025.1A	Screw		3	
	4	764.1.024.1A	Vibration damper pad		4	
	5	8000.62652	Spacer		1	
	6	8000.62729	Screw		1	
	7	830.1.077.1A	Holder		1	
	8	779.1.059.1A	Special screw		1	

NOTES	NO.	CODE NO.	DESCRIPTION	VALIDITY	Q.TY	
-------	-----	----------	-------------	----------	------	---

TAVOLA
DRAWING
TABLE
BILD
TABLA

33

COOLING CIRCUIT



DRAWING 33 COOLING CIRCUIT

NOTES	NO.	CODE NO.	DESCRIPTION	VALIDITY	Q.TY	
	1	585.1.011.1A	Water tank		1	
	2	893.1.004.1A	Tank cap		1	
	3	668.1.026.1B	Filler		1	
	4	93823.0119	O-ring		1	
	5	772.5.025.1A	Screw		2	
	6	741.1.011.1A	Rubber pad		2	
	7	876.1.058.1A	Tube		1	
	8	876.1.059.1A	Breather pipe		1	
	9	876.1.052.1A	Tube		1	
	10	8A00.67610	Clamp		2	
	11	741.4.037.1A	Clamp		2	
	12	585.1.012.1A	Water tank		1	
	13	779.1.121.1A	Union		1	
	14	829.1.106.1A	Holder		1	
	15	814.1.037.1A	Union		1	
	16	93823.2087	O-ring		1	
	17	707006N02	Screw		2	
	18	8000.53249	Thermistor		1	
	19	552.4.011.1A	Water temperature sensor		1	
	20	552.4.008.1A	Thermal switch		1	
	21	0593.68.505	Copper gasket		1	
	22	60N107335	Screw		3	
	23	800.1.036.1A	Hose		1	
	24	553.4.003.1A	Thermostat		1	
	25	741.5.027.1B	Clamp		2	
	26	800.1.038.1A	Hose		1	
	27	741.4.027.1A	Clamp		4	


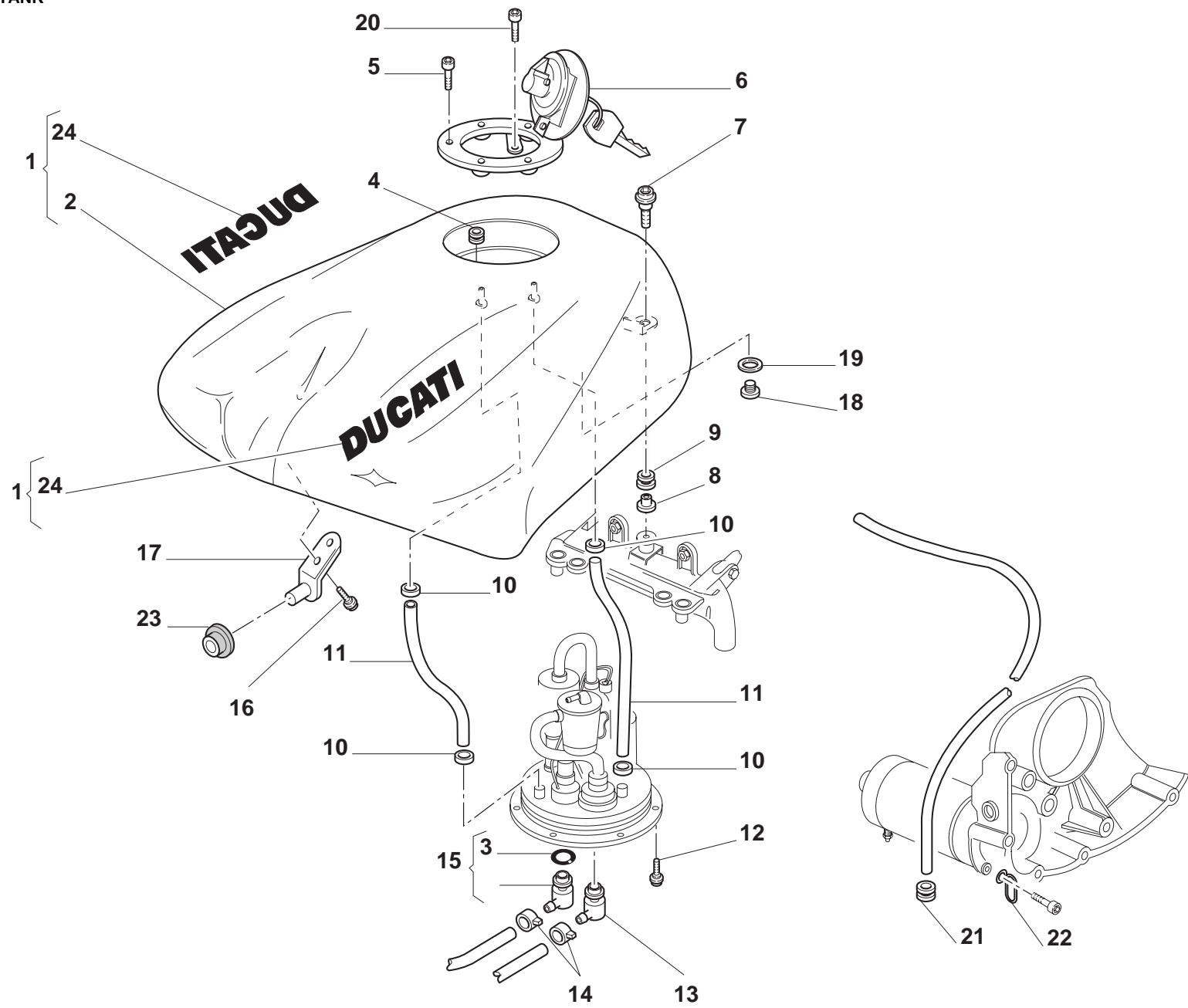
NOTES	NO.	CODE NO.	DESCRIPTION	VALIDITY	Q.TY	
	28	800.1.035.1A	Cooler/thermostat hose		1	
	29	800.1.040.1A	Hose		1	
	30	741.4.002.1A	Clamp		3	
	31	8000.50442	Clamp		1	
	32	800.1.037.1A	Thermostat/pump hose		1	
	33	800.1.039.1A	Union/head hose		1	
	34	866.1.021.1A	Rubber pad		1	
	35	741.4.025.1A	Clamp		6	
	36	734406N01	Washer		2	

TAVOLA
DRAWING
TABLE
BILD
TABLA

34


FUEL TANK



DRAWING

34

FUEL TANK

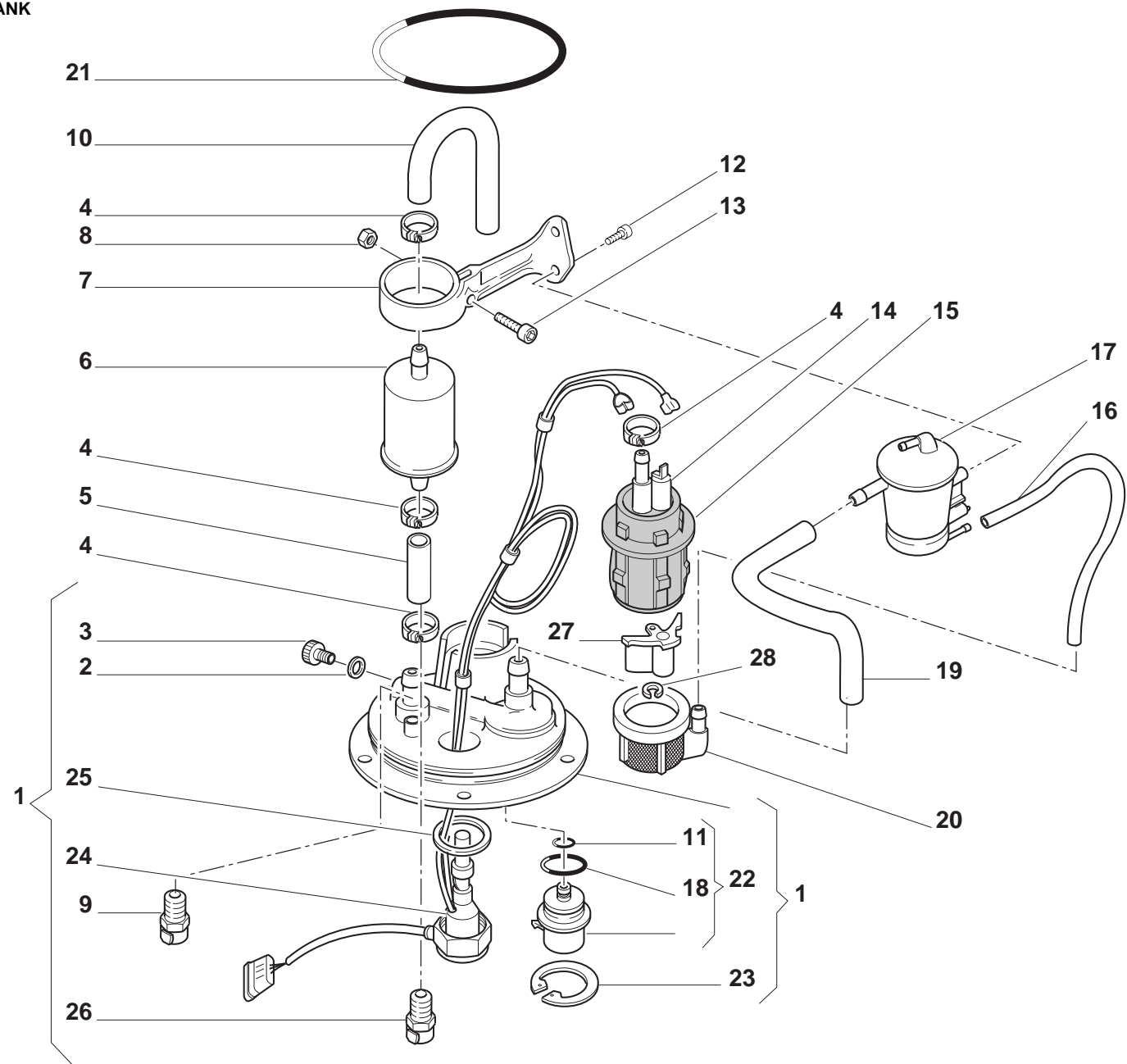
NOTES	NO.	CODE NO.	DESCRIPTION	VALIDITY	Q.TY	
	1	586.1.025.3CA	Fuel tank (RED)		1	
	2	586.1.025.0AA	Fuel tank (unpainted)		1	
	3	779.1.178.1A	Screw		2	
	4	791.1.012.1A	Gasket		1	
	5	771.5.045.7E	Screw		3	
	6	895.4.001.2A	Tank cap		1	
	7	771.1.004.1A	Special screw		1	
	8	716.1.021.2A	Spacer		1	
	9	700.1.019.1A	Rubber pad		1	
	10	741.4.013.1B	Clamp		4	
	11	590.1.057.1A	Exhaust pipe		2	
	12	772.1.007.1A	Special screw		3	
	13	588.4.011.1A	Quick-coupling union		1	
	14	287.4.024.1B	Clamp		2	
	15	588.4.012.1A	Quick-coupling union		1	
	16	8000.62726	Screw		2	
	17	587.1.023.1A	Front connection		1	
	18	8000.77921	Screw		1	
	19	420.2.001.0A	Copper gasket		1	
	20	771.5.040.2B	Screw		1	
	21	8000.18048	Rubber pad		1	
	22	829.1.129.1A	Clip		1	
	23	700.1.018.1A	Rubber pad		1	
	24	435.1.090.1AA	Sticker "DUCATI" (RED)		2	

NOTES	NO.	CODE NO.	DESCRIPTION	VALIDITY	Q.TY	
-------	-----	----------	-------------	----------	------	---

TAVOLA
DRAWING
TABLE
BILD
TABLA

34.1

FUEL TANK



DRAWING 34.1 FUEL TANK

NOTES	NO.	CODE NO.	DESCRIPTION	VALIDITY	Q.TY	
	1	160.9.037.1A	Flange		1	
	2	420.2.001.0A	Copper gasket		1	
	3	780.1.008.1A	Cap		1	
	4	741.5.014.1B	Clamp		4	
	5	590.1.056.1A	Filter/pump pipe		1	
	6	425.4.004.1B	Fuel filter		1	
	7	829.1.104.1A	Holder		1	
	8	0419.50.115	Hexagon nut		1	
	9	588.4.010.1A	End section		1	
	10	590.1.055.1A	Tube		1	
	11	886.4.021.1A	O-ring		1	
	12	72237.0974	Self-tapping screw		2	
	13	0419.50.045	Screw		1	
	14	430.4.004.1A	Fuel pump		1	
	15	829.1.077.2B	Pump holder		1	
	16	590.1.059.1A	Tube		1	
	17	427.4.002.1A	Air separator		1	
	18	886.4.022.1A	O-ring		1	
	19	590.1.058.1A	Tube		1	
	20	427.1.003.1A	Fuel pump filter		1	
	21	886.5.001.1A	O-Ring		1	
	22	283.4.003.1A	Pressure regulator		1	
	23	73503.3449	Circlip		1	
	24	592.1.007.3B	Low fuel sensor		1	
	25	789.1.001.1A	Gasket		1	
	26	588.4.009.1A	End section		1	
	27	484.1.029.1B	Manifold		1	

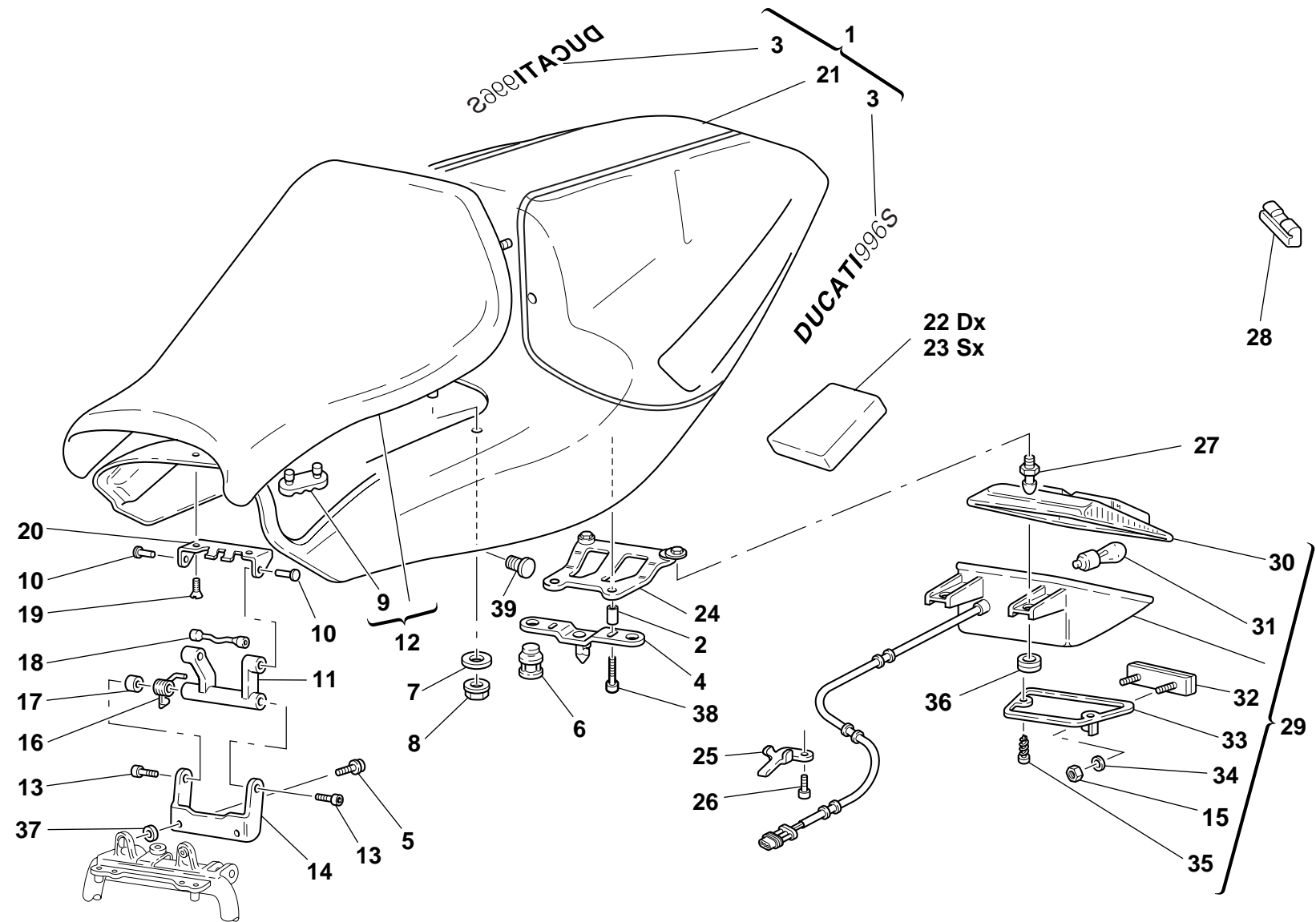
CATALOGUE No.: 915.1.096.1B
ISSUED: 02 - 00

CATALOGUE No.: 915.1.096.1B
ISSUED: 02 - 00

TAVOLA
DRAWING
TABLE
BILD
TABLA

35

SEAT



DRAWING

35

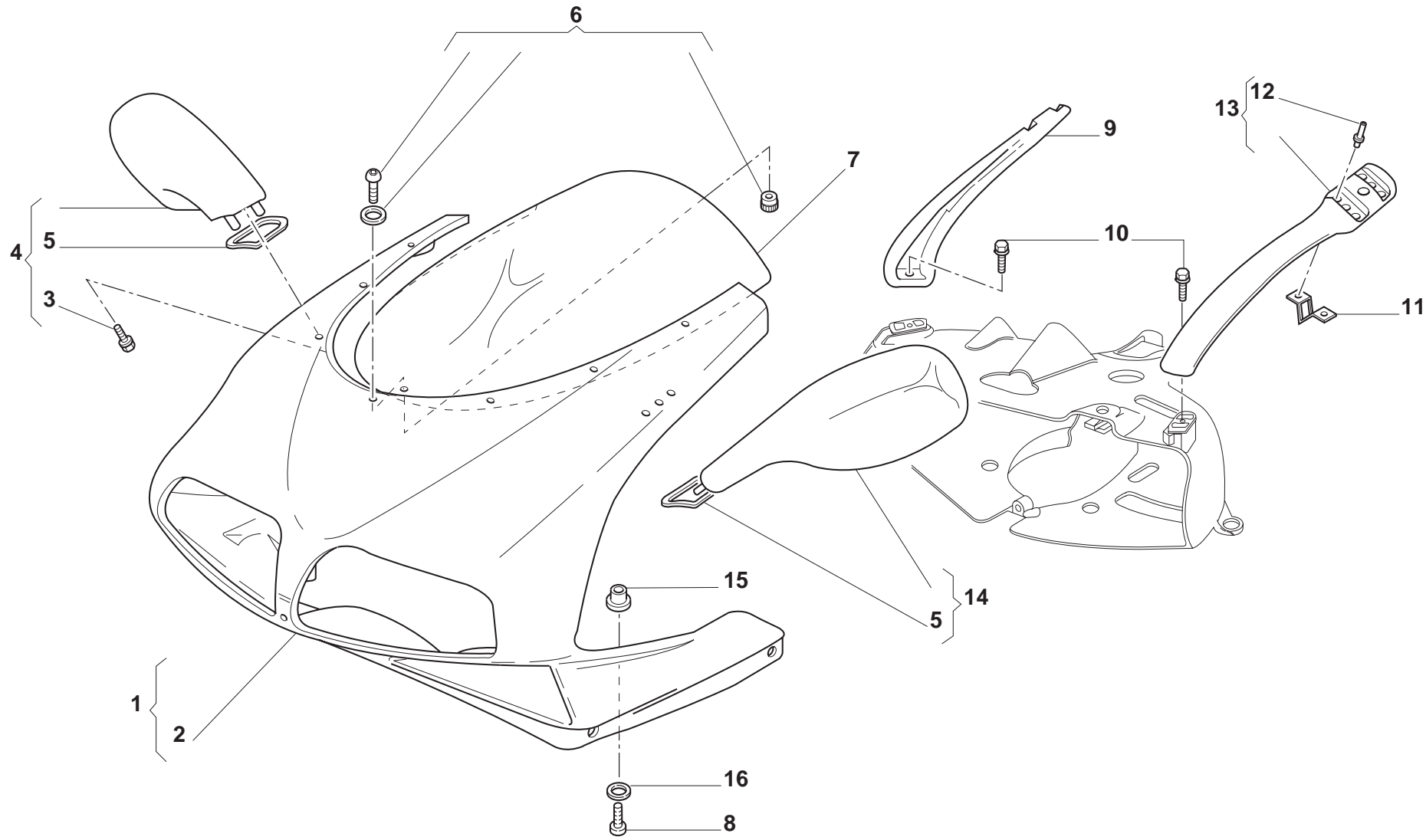
SEAT

NOTES	NO.	CODE NO.	DESCRIPTION	VALIDITY	Q.TY		NOTES	NO.	CODE NO.	DESCRIPTION	VALIDITY	Q.TY	
	1	483.2.019.1PA	Rear fairing		1			28	866.1.018.1A	Rubber pad		1	
	2	713.1.109.1A	Spacer		2			29	525.4.005.3A	Tail lamp		1	
	3	438.1.105.1DA	Sticker "DUCATI996S" (RED)		2			30	8000.72911	Lens		1	
	4	829.2.004.1A	Holder		1			31	390.4.003.1A	Two-light bulb 12V 5/21W		2	
	5	8H00.67545	Screw		2			32	529.1.006.1A	Cat's eye		1	
	6	866.1.020.1A	Rubber pad		2			33	829.1.130.1A	Holder		1	
	7	60N115548	Washer		4			34	852.5.001.1A	Washer		2	
	8	8000.56443	Nut		4			35	774.5.004.1A	Screw		2	
	9	866.1.019.1A	Rubber pad		4			36	764.1.024.1A	Vibration damper pad		2	
	10	821.1.057.1A	Pin		2			37	713.1.099.1A	Spacer		2	
	11	455.1.005.1A	Linkage		1			38	779.5.009.1A	Screw		2	
	12	595.1.027.1A	Seat		1			39	0659.03.810	Plastic rivet		4	
	13	60N102482	Screw		2								
	14	827.1.085.1A	Bracket		1								
	15	749.4.030.1A	Nut		2								
	16	799.1.057.1A	Spring		1								
	17	856.1.043.1A	Spacer		1								
	18	764.1.014.1A	Rubber pad		1								
	19	777.5.234.2B	Screw		2								
	20	827.1.086.1A	Bracket		1								
	21	483.3.019.2A	Rear fairing (unpainted)		1								
	22	866.1.023.1A	R.H. pad		1								
	23	866.1.024.1A	L.H. pad		1								
	24	827.1.108.1A	Plate		1								
	25	827.1.111.1A	Plate		1								
	26	470412	Screw		1								
	27	832.1.008.1A	Pin		2								

TAVOLA
DRAWING
TABLE
BILD
TABLA

36


FAIRING



DRAWING

36

FAIRING

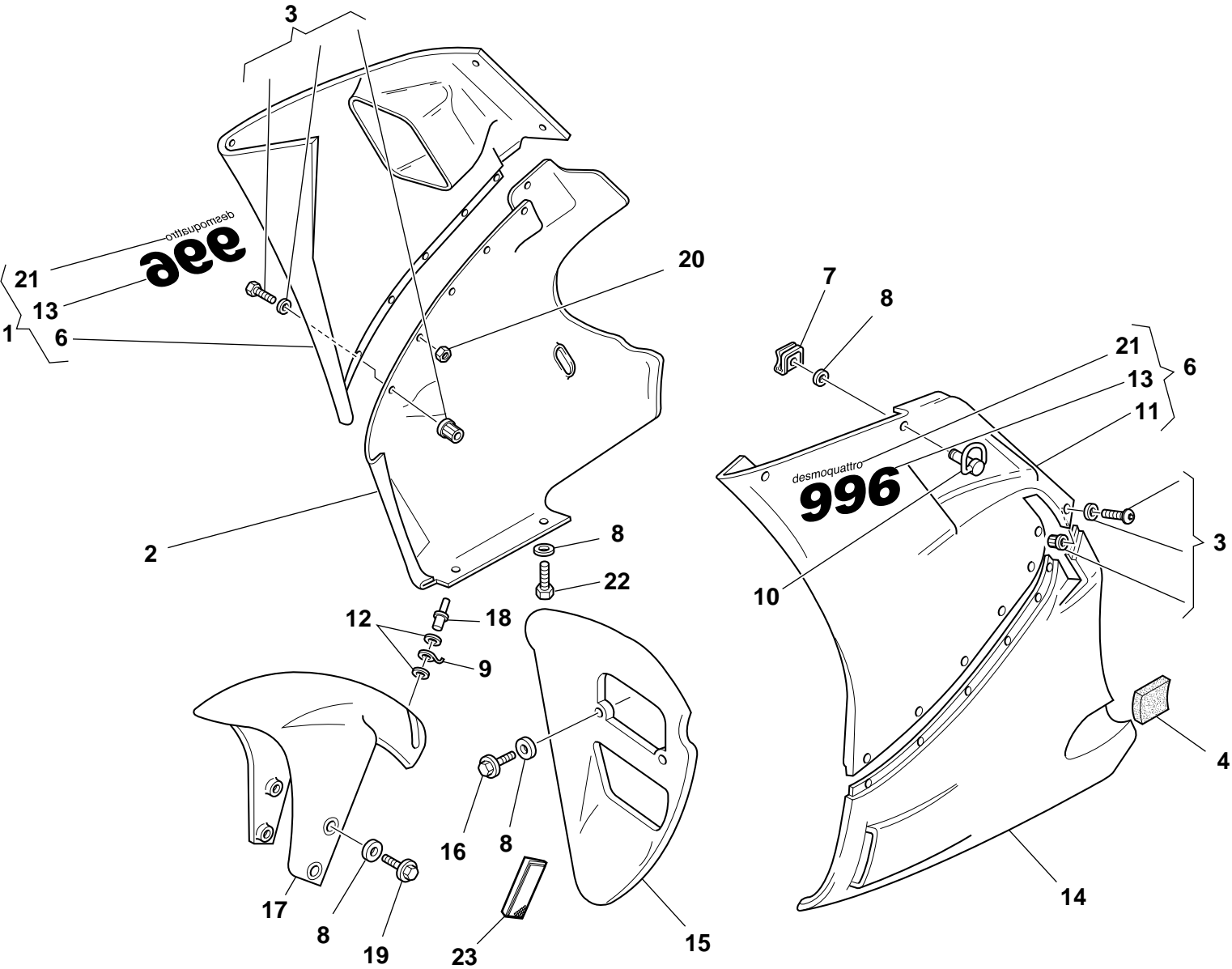
NOTES	NO.	CODE NO.	DESCRIPTION	VALIDITY	Q.TY	
	1	481.2.012.1BA	Headlight fairing (RED)		1	
	2	481.3.012.1A	Headlight fairing (unpainted)		1	
	3	779.1.137.1A	Special screw		2	
	4	523.1.004.1A	R.H. rear-view mirror		1	
	5	713.1.089.1A	Gasket		2	
	6	699.2.072.1A	Fairing fastening kit		9	
	7	487.1.011.1A	Windshield		1	
	8	0000.55698	Screw		2	
	9	829.2.123.1AB	R.H. mirror holder		1	
	10	8000.62726	Screw		2	
	11	8000.66336	Spring		4	
	12	736.4.012.1A	Shear rivet		8	
	13	829.2.122.1AB	L.H. mirror holder		1	
	14	523.1.003.1A	L.H. rear-view mirror		1	
	15	0364.99.020	Bush		2	
	16	0000.56391	Nylon washer		2	

NOTES	NO.	CODE NO.	DESCRIPTION	VALIDITY	Q.TY	
-------	-----	----------	-------------	----------	------	---

TAVOLA
DRAWING
TABLE
BILD
TABLA

36.1

FAIRING



DRAWING **36.1** FAIRING



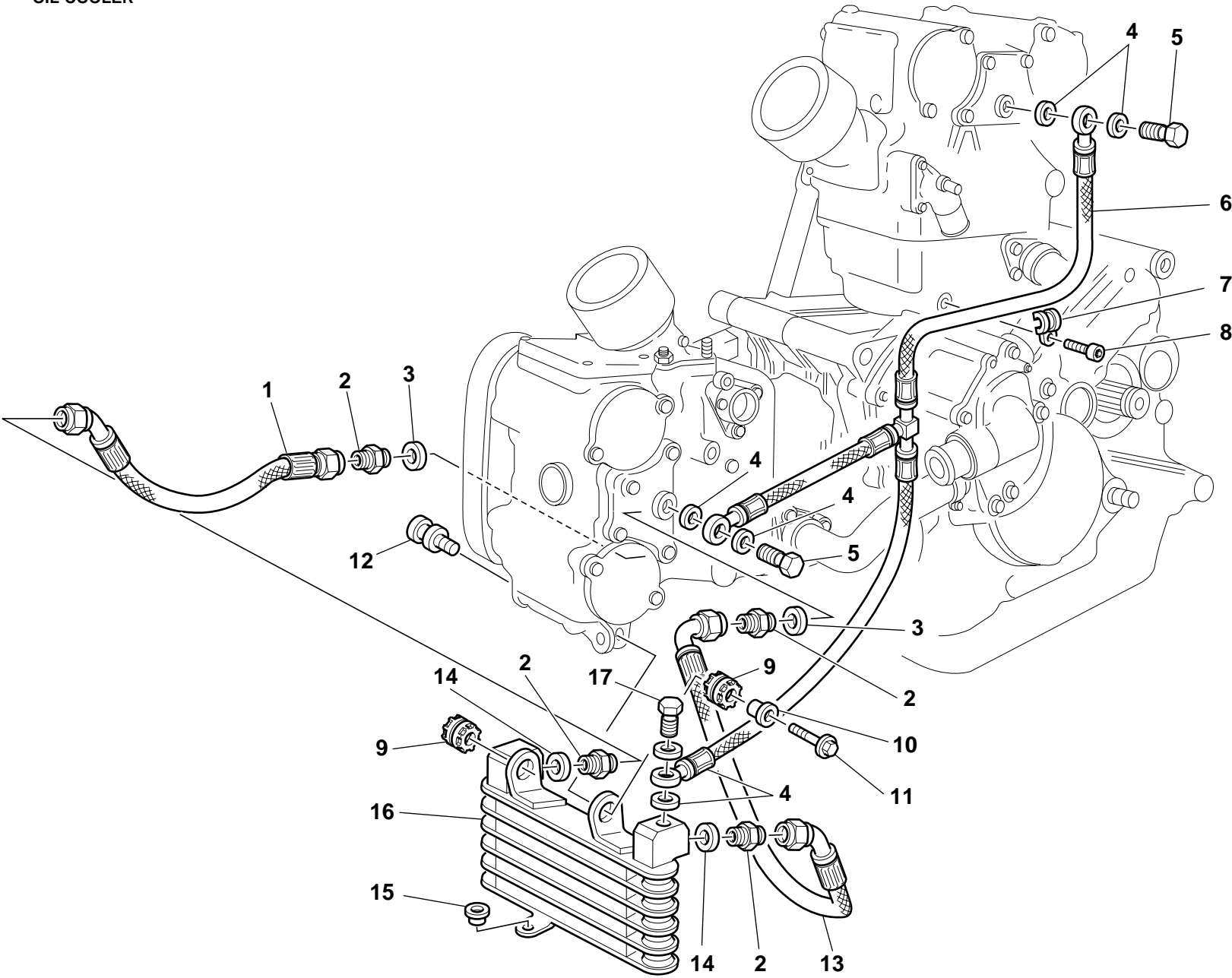
NOTES	NO.	CODE NO.	DESCRIPTION	VALIDITY	Q.TY		NOTES	NO.	CODE NO.	DESCRIPTION	VALIDITY	Q.TY	
	1	480.1.040.1DA	R.H. upper half-fairing (RED)		1			23	529.1.008.1AB	Cat's eye (AMBER)		2	
	2	480.1.041.0A	R.H. lower half-fairing (unpainted)		1								
	2	480.1.041.1A	R.H. lower half-fairing (RED)		1								
	3	699.2.072.1A	Fairing fastening kit		14								
	4	460.1.067.1A	Panel		1								
	5	480.3.040.1A	R.H. upper half-fairing (unpainted)		1								
	6	480.1.039.1DA	L.H. upper half-fairing (RED)		1								
	7	850.4.019.1A	Quik fastening		10								
	8	856.1.042.1A	Nylon washer		16								
	9	850.1.003.1A	Clip		1								
	10	850.4.023.1A	Pin		10								
	11	480.1.039.0A	L.H. upper half-fairing (unpainted)		1								
	12	852.1.075.1A	Washer		2								
	13	437.1.102.1AA	Sticker 996 (RED)		2								
	14	480.1.042.1BA	L.H. lower half-fairing (RED)		1								
	14	480.3.042.1B	L.H. lower half-fairing (UNPAINTED)		1								
	15	484.1.019.1B	Manifold (CARBON)		1								
	16	772.5.025.1A	Screw		2								
	17	564.1.018.1B	Front mudguard (CARBON)		1								
	18	736.4.013.1B	Shear rivet		1								
	19	772.5.024.1A	Screw		4								
	20	764.1.017.1A	Vibration damper pad		1								
	21	437.1.101.1AA	Sticker"desmoquattro" (RED)		2								
	22	772.5.024.1A	Screw		2								

TAVOLA
DRAWING
TABLE
BILD
TABLA

37


OIL COOLER



DRAWING

37

OIL COOLER

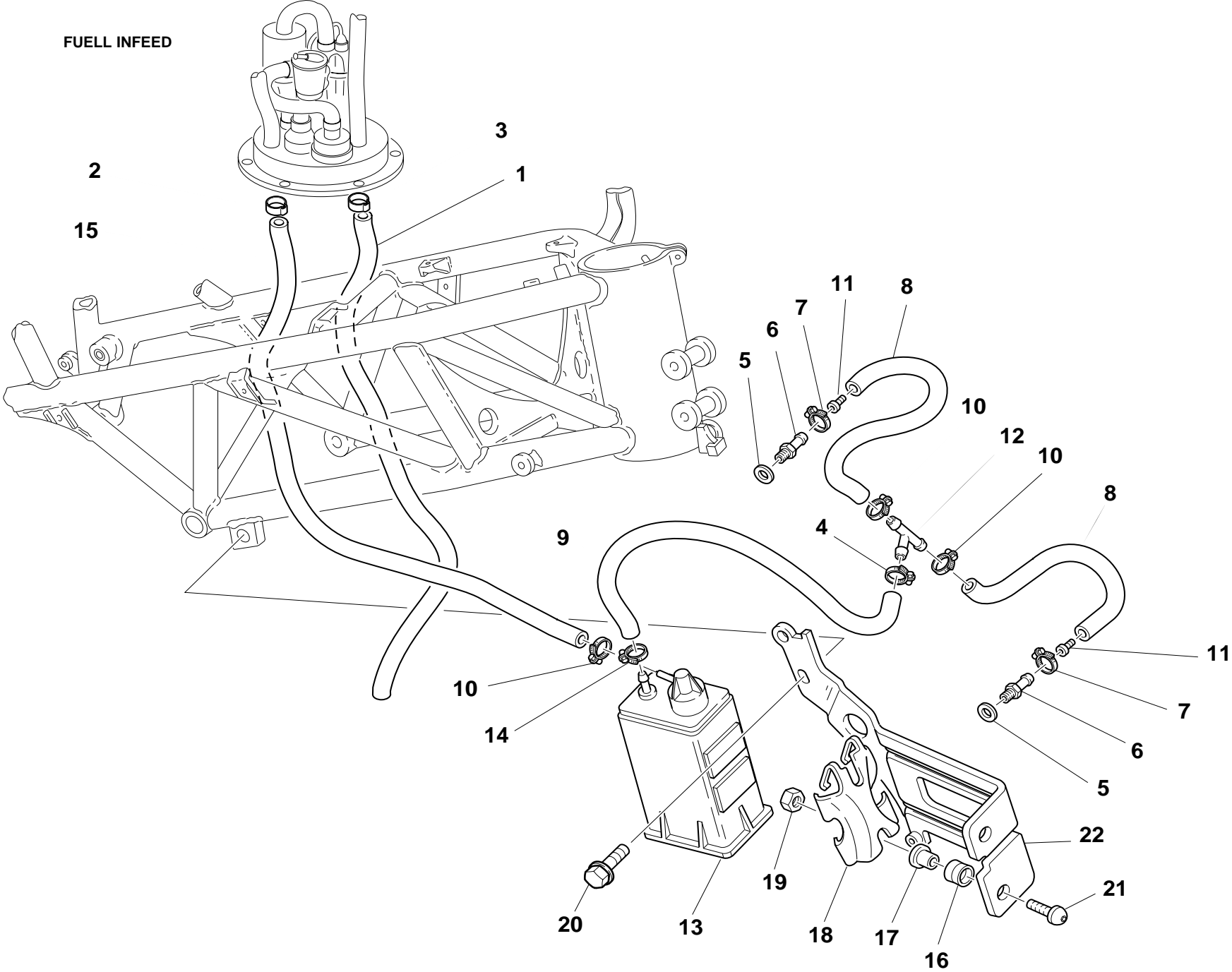
NOTES	NO.	CODE NO.	DESCRIPTION	VALIDITY	Q.TY	
	1	549.1.008.1A	Oil return pipe		1	
	2	815.1.005.1A	Nipple		4	
	3	420.2.006.4A	Aluminium gasket		2	
	4	787.1.005.1A	Copper gasket		4	
	5	779.1.086.1B	Special screw		2	
	6	875.1.044.2A	Oil delivery pipe		1	
	7	741.4.033.1A	Clamp		1	
	8	60N102505	Screw		1	
	9	764.1.024.1A	Vibration damper pad		2	
	10	8000.62652	Spacer		1	
	11	8000.62729	Screw		1	
	12	420.2.001.0A	Copper gasket		2	
	13	549.1.007.1A	Oil delivery pipe		1	
	14	220.2.017.6A	Aluminium gasket		2	
	15	764.1.022.1A	Vibration damper pad		2	
	16	548.4.012.1A	Oil cooler		1	
	17	779.1.058.1A	Special screw		1	
	18	779.1.083.1A	Special screw		1	

NOTES	NO.	CODE NO.	DESCRIPTION	VALIDITY	Q.TY	
-------	-----	----------	-------------	----------	------	---

TAVOLA
DRAWING
TABLE
BILD
TABLA

38


FUELL INFEED



DRAWING

38

FUEL INFEED

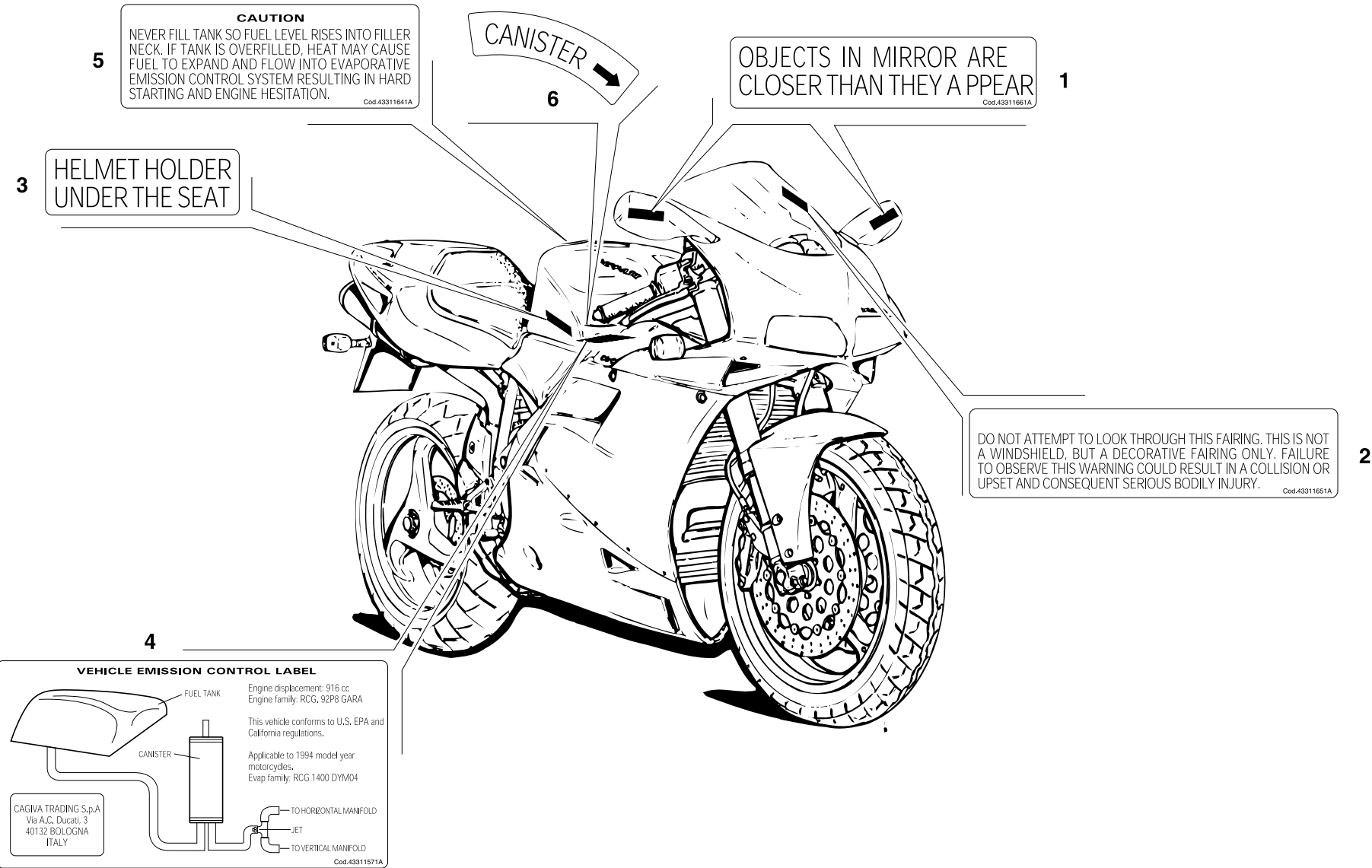
NOTES	NO.	CODE NO.	DESCRIPTION	VALIDITY	Q.TY	
	1	590.1.095.1A	Breather pipe		1	
	2	741.4.057.1A	Clamp		1	
	3	741.4.043.1A	Clamp		1	
	4	741.4.059.1A	Clamp		1	
	5	0250.70.223	Aluminium gasket		2	
	6	0370.98.880	Union		2	
	7	741.4.013.1B	Clamp		2	
	8	590.1.111.1A	Fuel pipe		2	
	9	590.1.112.1A	Fuel pipe		1	
	10	741.4.063.1A	Clamp		1	
	11	0615.27.143	Idling jet 50		3	
	12	0361.98.850	Shunt valve		1	
	13	741.4.058.1A	Clamp		1	
	14	741.4.058.1A	Clamp		1	
	15	590.1.110.1A	Tube		1	
	16	0000.16132	Rubber pad		2	
	17	716.1.043.1A	Spacer		2	
	18	827.1.157.1A	Plate		1	
	19	763106N01	El-stop nut		3	
	20	8000.62726	Screw		1	
	21	0000.55698	Screw		2	
	22	827.1.185.1A	Plate		1	

NOTES	NO.	CODE NO.	DESCRIPTION	VALIDITY	Q.TY	
-------	-----	----------	-------------	----------	------	---


TAVOLA
DRAWING
TABLE
BILD
TABLA

39

MARKING PLATES

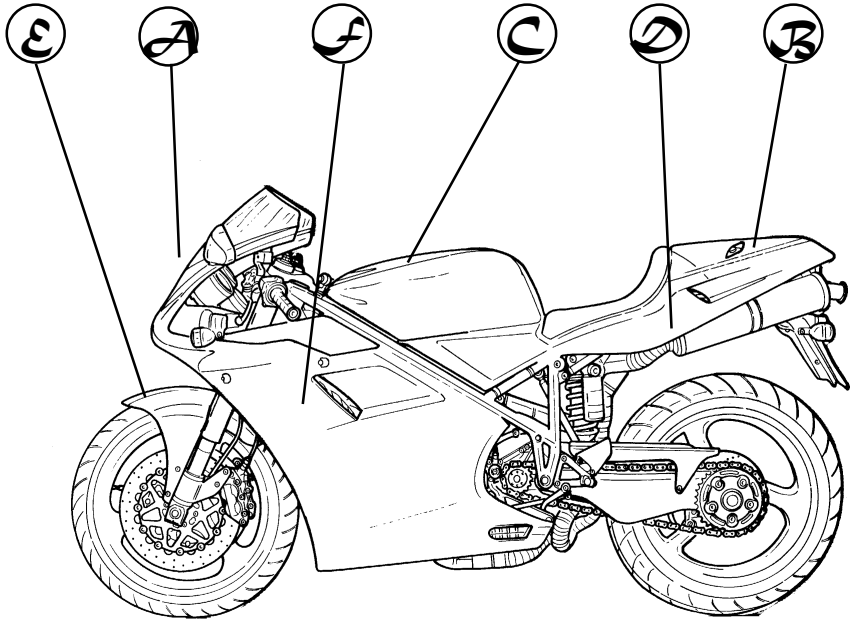


DRAWING 39 MARKING PLATES

NOTES	NO.	CODE NO.	DESCRIPTION	VALIDITY	Q.TY	
	1	433.1.166.1A	Label		2	
	2	433.1.165.1A	Sticker		1	
	3	433.1.170.1A	Sticker		1	
	4	432.1.300.1A	Sticker		1	
	5	433.1.164.1A	Sticker		1	
	6	433.1.172.1A	Sticker		1	

NOTES	NO.	CODE NO.	DESCRIPTION	VALIDITY	Q.TY	
-------	-----	----------	-------------	----------	------	---

PAINTS



Paint	Code	LECHLER	Code	SALCHI	Code	PPG
-------	------	---------	------	--------	------	-----

"Rosso Anniversary DUCATI"

473.101

- A Headlight fairing
- B Handle
- C Fuel tank
- D Body panel
- E Front mudguard
- F Fairing

INDEX

CODE No.	Drwg.	POS. N.	CODE No.	Drwg.	POS. N.	CODE No.	Drwg.	POS. N.	CODE No.	Drwg.	POS. N.	CODE No.	Drwg.	POS. N.
389.4.013.1A	18	21	0000.66181	25	15	0370.72.020	25	18	0660.13.165	2	25	0755.29.025	8	32
.....	13	9	0000.66527	17	21	0370.98.880	38	6	0660.16.145	4	21	0759.49.280	9	15
.....	13	11	0000.69056	26	28	0400.09.050	2	21	0660.47.040	6	13	0765.92.205	2	21
0000.01199	23	16	0000.78348	20	24	0400.17.030	4	36	0660.49.053	9	17	0797.69.040	14	2
0000.01199	26	4	0000.79672	21	10	0400.29.040	8	14	0660.49.800	9	19	0797.69.040	8	20
0000.07051	29	11	0000.79673	21	3	0400.29.125	2	34	0660.49.920	31	28	0797.72.068	17	12
0000.16132	38	16	0011.52.010	10	21	0400.29.126	2	34	0660.50.020	12	8	0797.72.068	17.1	3
0000.33552	24	20	0011.52.010	11	21	0400.49.240	11	14	0664.39.741	26	25	0797.72.068	18	4
0000.39727	26	31	0023.37.153	30	16	0400.49.240	5	13	0665.49.680	5	8	0797.72.068	21	24
0000.44099	18	6	0124.40.050	12	9	0412.02.295	30	21	0670.16.145	3	7	0799.13.110	2	27
0000.44099	19	13	0124.40.060	8	15	0419.50.045	34.1	13	0670.16.150	3	3	0803.77.010	27	17
0000.48744	26	32	0150.70.120	5	17	0419.50.115	34.1	8	0670.16.150	3	19	0905.49.960	9	20
0000.48971	31	2	0150.70.120	9	28	0504.03.085	2	5	0670.16.163	3	11	112.1.007.2BA	6	8
0000.55698	19	16	0150.92.280	2	5	051.2.001.1A	1	19	0670.16.164	3	11	112.1.007.2BB	6	8
0000.55698	36	8	0181.40.060	10	11	0593.68.505	33	21	0670.16.164	3	15	117.1.001.2A	4	29
0000.55698	38	21	0214.07.350	2	22	0615.27.143	38	11	0670.16.165	3	15	117.1.025.1A	26	15
0000.56391	36	16	0250.70.223	15	4	0619.47.030	6	12	0670.16.170	3	26	117.1.030.1A	23	24
0000.56750	20	14	0250.70.223	38	5	0619.49.240	7	12	0670.16.171	3	26	117.2.030.1A	23	27
0000.56803	17	22	0251.47.050	3	1	0619.50.065	12	17	0670.16.184	3	15	120.2.053.3A	7	10
0000.59056	23	17	0251.47.054	3	1	0647.29.040	12	15	0670.16.185	3	15	121.1.047.1A	7	3
0000.59056	26	5	0272.91.090	2	8	0659.03.810	35	39	0670.49.310	9	26	121.1.048.1A	7	2
0000.61078	24	12	0361.98.850	38	12	0659.16.555	4	1	0670.49.910	9	21	121.2.028.1A	7	4
0000.61078	26	18	0364.99.020	17.1	7	0660.13.045	2	15	0670.92.010	10	24	122.2.048.1A	7	1
0000.62700	29	13	0364.99.020	29	3	0660.13.060	2	19	0675.03.210	1	2	140.1.001.2A	15	1
0000.62730	19	21	0364.99.020	36	15	0660.13.070	2	13	0675.49.540	15	27	146.2.018.1A	6	1
0000.64471	27	6	0370.49.250	10	26	0660.13.133	2	7	0675.49.540	5	24	147.1.014.1A	8	10
0000.64617	26	13	0370.72.020	24	8	0660.13.143	2	9	0755.29.025	6	10	148.1.001.1A	14	9

INDEX

CODE No.	Drwg.	POS. N.	CODE No.	Drwg.	POS. N.	CODE No.	Drwg.	POS. N.	CODE No.	Drwg.	POS. N.	CODE No.	Drwg.	POS. N.
148.1.002.1A	14	7	174.1.025.1A	9	12	240.1.002.1AA	15	19	254.4.001.1A	5	4	303.1.009.1AD	13	2
148.1.004.1A	14	14	174.2.025.1A	9	1	240.1.015.1A	15	20	255.1.004.1A	14	3	304.1.012.2A	13	6
148.1.035.1A	14	13	176.1.001.1A	12	6	242.2.034.1A	11	13	255.1.004.1A	8	18	304.1.012.2AB	13	6
149.1.024.1A	3	25	176.1.002.1A	12	10	243.1.025.1AC	5	1	264.4.014.2B	11	1	304.1.012.2AC	13	6
150.2.005.1A	3	27	180.1.001.1A	2	11	243.2.004.1AC	5	6	270.4.001.1A	12	1	304.1.026.1A	13	4
150.2.006.1A	3	2	180.1.002.1A	2	12	245.1.001.2A	8	4	276.1.025.2A	12	16	304.1.026.1AB	13	4
150.2.035.1A	3	16	180.1.008.1A	2	24	245.1.002.2A	8	5	280.4.005.1A	16	17	304.1.026.1AC	13	4
158.2.009.1A	6	5	182.2.006.2B	2	18	245.1.003.1BA	8	2	282.4.020.1A	16	1	340.2.113.1A	22.1	5
160.1.043.2A	19	2	190.2.001.3A	4	8	245.1.004.1BA	8	1	283.4.003.1A	34.1	22	340.2.114.1A	22.1	1
160.1.044.2A	19	18	194.2.001.1B	4	12	245.1.005.1BA	8	3	284.4.001.1B	16	14	341.1.011.2A	22	23
160.1.057.1A	12	13	195.2.002.1B	4	22	246.1.004.1A	31	29	285.4.003.1A	18	7	342.2.010.1A	22	1
160.2.021.1B	28	5	196.1.001.1B	4	10	246.1.005.1A	31	6	286.4.017.1A	18	19	343.2.005.1A	22	4
160.9.037.1A	34.1	1	198.1.027.1A	4	13	246.1.058.1A	17	2	287.4.014.1A	17.1	16	347.1.011.1D	22.1	20
162.1.001.1B	4	7	208.1.001.4A	13	19	247.1.002.1BB	11	23	287.4.024.1B	16	11	349.1.054.1C	22.1	14
170.2.020.2A	4	17	208.1.002.4A	13	18	247.1.005.3BA	15	16	287.4.024.1B	34	14	349.1.055.1B	22.1	17
171.2.021.1A	8	13	209.1.001.4A	13	15	247.1.006.2AA	15	21	287.4.027.1B	16	16	349.1.064.1A	22.1	22
172.1.002.1B	3	10	209.1.002.4A	13	14	247.1.020.1AA	14	11	287.4.028.1A	16	10	349.1.065.1A	22.1	23
172.1.003.1A	3	8	210.1.022.2A	13	5	247.1.020.1AA	7	7	287.4.029.1A	16	15	349.1.095.1A	22.1	16
172.1.004.1A	3	5	211.1.005.3C	13	7	247.1.073.1A	23	11	287.4.040.2A	18	12	349.1.096.1A	22.1	8
172.1.005.1A	3	9	220.2.017.6A	37	14	247.1.074.1A	23	8	301.2.079.1A	13	1	349.1.097.1A	22.1	21
172.1.006.1B	3	18	220.3.208.3A	9	16	247.1.083.1AB	11	2	303.1.002.1A	13	3	349.1.098.1A	22.1	25
172.1.007.1B	3	24	225.2.040.2B	10	1	247.1.087.1A	19	15	303.1.002.1AB	13	3	349.1.099.1A	22.1	18
172.1.008.1A	3	22	235.2.002.1AA	15	9	247.1.104.1A	9	2	303.1.002.1AC	13	3	349.1.100.1A	22.1	19
172.1.009.1A	3	21	235.2.003.1AA	15	22	247.1.114.1A	11	31	303.1.002.1AD	13	3	349.1.101.1A	22.1	10
172.1.010.1A	3	20	235.2.004.1AA	15	26	250.2.030.2A	9	5	303.1.009.1A	13	2	349.1.102.1A	22.1	12
172.1.011.1A	3	23	236.1.010.3A	4	26	251.2.002.3B	11	29	303.1.009.1AB	13	2	349.1.103.1A	22.1	13
173.1.004.1A	12	20	240.1.001.1AA	15	14	254.1.001.1A	11	25	303.1.009.1AC	13	2	349.1.104.1A	22.1	15

INDEX

CODE No.	Drwg.	POS. N.	CODE No.	Drwg.	POS. N.	CODE No.	Drwg.	POS. N.	CODE No.	Drwg.	POS. N.	CODE No.	Drwg.	POS. N.
349.1.109.1C	22.1	9	407.4.001.1A	20	21	433.1.170.1A	39	3	462.3.003.7A	2	31	481.3.012.1A	36	2
349.1.110.1C	22.1	6	417.6.075.9A	5	3	433.1.172.1A	39	6	462.3.003.8A	11	7	483.2.019.1PA	35	1
349.2.003.1C	22.1	24	420.2.000.7A	7	16	433.1.179.1A	18	32	462.3.003.8A	2	29	483.3.019.2A	35	21
349.2.010.1A	22.1	7	420.2.000.8A	2	5	433.1.205.1A	17	3	462.3.003.8A	8	7	484.1.019.1B	36.1	15
360.2.030.1A	22	7	420.2.001.0A	11	32	435.1.090.1AA	34	24	462.4.037.6A	17.1	21	484.1.029.1B	34.1	27
360.2.031.1A	22	35	420.2.001.0A	19	32	437.1.101.1AA	36.1	21	462.4.037.6A	9	9	486.1.038.2B	29	10
364.1.003.1A	22	21	420.2.001.0A	24	17	437.1.102.1AA	36.1	13	462.4.037.8A	8	33	487.1.011.1A	36	7
365.2.016.1B	30	1	420.2.001.0A	25	8	438.1.105.1DA	35	3	462.4.037.8A	9	11	492.4.010.1A	27	5
369.1.003.1A	30	37	420.2.001.0A	26	23	442.1.014.1B	31	31	463.2.053.7A	4	15	492.4.011.1B	28	20
370.1.014.1A	30	19	420.2.001.0A	34	19	442.1.015.1B	31	4	463.4.026.9A	4	16	494.2.043.1A	28	10
372.2.004.1A	30	8	420.2.001.0A	34.1	2	442.2.009.1B	31	1	463.4.047.7A	5	18	497.2.001.1A	27	18
386.4.006.1A	18	11	420.2.001.0A	37	12	446.1.002.1B	30	41	463.7.022.6A	4	18	501.2.020.1AA	27	10
387.4.002.1A	18	10	420.2.006.2A	10	25	447.1.019.1A	30	25	464.1.005.1A	23	12	502.1.022.1AA	27	16
387.4.005.1A	17	23	420.2.006.2A	9	4	447.1.020.1A	30	26	464.1.006.1A	23	5	510.1.059.1B	16	2
389.4.006.1A	17	4	420.2.006.4A	37	3	449.1.027.1A	3	12	470.1.026.1AB	23	1	510.1.060.2D	21	18
389.4.007.1A	17	5	425.4.004.1B	34.1	6	451.1.001.2A	8	29	470412	16	9	510.1.061.1A	20	13
389.4.008.1A	17	6	426.2.002.1A	31	30	451.1.002.1A	8	28	470412	35	26	510.1.070.1A	20	28
389.4.010.1A	17	7	426.2.003.1A	31	7	451.1.004.2A	8	23	471.2.034.1A	29	1	510.1.082.1A	21	13
389.4.014.1A	17	16	427.1.003.1A	34.1	20	451.1.007.1A	8	31	480.1.039.0A	36.1	11	510.1.111.2A	18	1
389.4.015.1A	18	21	427.4.002.1A	34.1	17	451.1.016.1A	8	25	480.1.039.1DA	36.1	6	510.1.148.1A	17	1
390.4.003.1A	35	31	430.4.004.1A	34.1	14	455.1.005.1A	35	11	480.1.040.1DA	36.1	1	513.1.008.2D	17	9
395.4.001.1A	17	15	432.1.300.1A	39	4	455.2.003.1A	2	4	480.1.041.0A	36.1	2	514.1.016.1B	17.1	4
397.4.001.1A	17.1	6	433.1.028.1C	5	19	456.1.006.1A	23	20	480.1.041.1A	36.1	2	514.1.017.1B	17.1	5
400.2.014.1B	20	12	433.1.164.1A	39	5	456.2.007.1A	23	19	480.1.042.1BA	36.1	14	516.4.001.1AB	21	21
401.4.010.1A	20	23	433.1.165.1A	39	2	457.2.008.1A	26	6	480.3.040.1A	36.1	5	520.4.004.3B	21	1
402.4.012.1A	20	26	433.1.166.1A	39	1	460.1.040.1B	30	40	480.3.042.1B	36.1	14	521.4.007.1A	21	6
404.4.007.1A	20	27	433.1.167.1A	30	42	460.1.067.1A	36.1	4	481.2.012.1BA	36	1	521.4.008.1A	21	7

INDEX

CODE No.	Drwg.	POS. N.	CODE No.	Drwg.	POS. N.	CODE No.	Drwg.	POS. N.	CODE No.	Drwg.	POS. N.	CODE No.	Drwg.	POS. N.
521.4.009.1A	21	11	552.4.011.1A	33	19	590.1.056.1A	34.1	5	60N102510	5	5	626.4.007.1A	25	2
521.4.010.1A	21	5	552.4.012.1A	20	2	590.1.057.1A	34	11	60N102510	8	8	626.4.008.1A	25	20
523.1.003.1A	36	14	552.4.028.1A	1.2	15	590.1.058.1A	34.1	19	60N102511	11	15	626.4.009.1A	25	3
523.1.004.1A	36	4	553.4.003.1A	33	24	590.1.059.1A	34.1	16	60N102511	8	9	626.4.010.1A	24	4
525.1.004.2A	29	28	556.1.013.2A	23	38	590.1.079.1A	16	12	60N102511	9	8	626.4.011.1A	24	3
525.4.005.3A	35	29	556.2.025.1A	23	35	590.1.095.1A	38	1	60N107335	14	17	630.4.010.1AB	24	1
529.1.006.1A	35	32	561.1.010.1B	29	12	590.1.110.1A	38	15	60N107335	15	13	631.4.004.1A	25	9
529.1.008.1AB	29	7	564.1.018.1B	36.1	17	590.1.111.1A	38	8	60N107335	33	22	631.4.008.1A	24	5
529.1.008.1AB	36.1	23	570.1.022.2A	19	9	590.1.112.1A	38	9	60N107335	4	28	631.4.009.1A	24	2
538.4.005.1A	17.1	15	570.1.030.2A	19	29	592.1.007.3B	34.1	24	60N107335	7	17	632.1.016.1B	24	18
539.1.023.1A	23	40	571.1.022.2A	19	12	593.1.003.1B	31	27	60N115062	23	25	650.4.006.2A	22	27
539.4.003.1B	26	21	573.1.049.2A	19	17	593.1.018.1A	9	29	60N115062	26	7	651.4.008.1A	22	8
539.4.008.1D	5	16	574.1.049.2A	19	19	595.1.027.1A	35	12	60N115548	29	35	652.4.004.2A	22	10
539.4.020.1A	2	6	576.1.036.1A	19	24	598.2.023.1A	29	20	60N115548	35	7	654.2.002.1A	22	5
539.4.021.1A	25	5	585.1.011.1A	33	1	598.2.028.1A	29	37	610.4.011.2C	25	26	656.1.013.2A	22	28
540.4.013.1A	17.1	12	585.1.012.1A	33	12	598.4.011.3A	22	32	610.4.012.2C	25	7	656.2.012.1A	22	6
541.4.003.1A	17.1	19	585.1.017.1A	31	19	60N101079	10	29	611.4.005.2A	26	29	658.4.002.1A	22	31
541.4.003.1A	21	32	586.1.025.0AA	34	2	60N101079	11	6	612.4.008.1A	25	12	668.1.001.2A	11	16
546.1.107.1A	18	18	586.1.025.3CA	34	1	60N102482	35	13	612.4.008.1A	26	30	668.1.026.1B	33	3
548.4.008.1A	32	1	587.1.023.1A	34	17	60N102504	7	15	612.4.014.1A	25	4	669.1.001.1E	13	10
548.4.012.1A	37	16	588.4.009.1A	34.1	26	60N102505	37	8	612.4.017.1A	25	10	670.4.012.1A	18	28
549.1.007.1A	37	13	588.4.010.1A	34.1	9	60N102509	14	16	613.4.008.1A	26	26	671.1.001.1A	18	29
549.1.008.1A	37	1	588.4.011.1A	34	13	60N102509	2	28	613.4.021.1B	25	25	671.1.002.1A	18	30
550.4.007.1A	32	2	588.4.012.1A	34	15	60N102509	5	2	618.4.036.1A	25	23	672.1.006.1A	4	27
552.4.002.1A	18	26	590.1.053.1A	16	7	60N102510	11	19	619.1.001.1C	26	27	676.2.024.1A	28	19
552.4.008.1A	33	20	590.1.054.1A	16	4	60N102510	12	5	624.4.012.1A	25	1	676.4.021.1A	28	14
552.4.009.1A	11	38	590.1.055.1A	34.1	10	60N102510	15	30	625.4.006.1A	26	12	677.4.003.1A	1.1	3

INDEX

CODE No.	Drwg.	POS. N.	CODE No.	Drwg.	POS. N.	CODE No.	Drwg.	POS. N.	CODE No.	Drwg.	POS. N.	CODE No.	Drwg.	POS. N.
680.1.001.1B	9	7	70620.8090	10	2	713.1.014.1B	3	11	72276.0686	20	3	73503.3380	15	10
680.1.003.1B	8	16	70700.6N02	24	10	713.1.014.1E	3	11	72430.6001	12	3	73503.3380	8	26
697.2.008.2B	29	18	70700.6N02	25	19	713.1.014.1E	3	15	72430.6001	17.1	22	73503.3449	34.1	23
699.2.063.1A	1.1	11	70700.6N02	26	20	713.1.014.1F	3	11	72944.1542	14	1	73503.3683	15	25
699.2.064.1AB	27	19	707006N02	33	17	713.1.078.1A	30	23	72944.1542	8	21	736.4.012.1A	36	12
699.2.072.1A	36	6	70780.6516	14	10	713.1.082.1A	19	20	729905FN1	24	13	736.4.013.1B	31	9
699.2.072.1A	36.1	3	70780.6516	7	6	713.1.089.1A	36	5	729905FN1	25	27	736.4.013.1B	36.1	18
700.1.017.1A	28	9	710.1.001.1A	9	13	713.1.099.1A	23	39	729905FN1	29	34	737.4.011.1B	8	22
700.1.018.1A	34	23	710.1.002.1A	4	33	713.1.099.1A	35	37	729908FN1	8	30	741.1.010.1A	18	20
700.1.019.1A	34	9	710.1.023.1A	30	33	713.1.109.1A	35	2	729910FF1	23	2	741.1.011.1A	29	15
700.1.020.1A	21	9	710.1.024.1A	30	34	713.1.118.1A	11	10	729910FF1	30	15	741.1.011.1A	33	6
700.1.023.2A	18	14	710.1.025.1A	30	7	713.1.128.1A	11	27	732.1.005.1A	29	27	741.1.012.1A	18	22
701.4.003.1A	12	19	710.1.026.1A	30	18	713.1.131.1A	22	18	732.2.002.1A	29	6	741.1.012.1A	21	25
701.4.004.1A	30	9	710.1.027.1A	19	5	713.1.132.1A	22	34	734005N01	11	39	741.1.013.1A	17	18
701.4.005.1A	3	4	710.1.062.1A	10	3	713.1.140.1A	10	28	734006N01	12	2	741.1.013.1A	18	23
701.4.007.1A	12	21	710.1.063.1A	10	31	714.1.027.1A	27	15	734306N01	15	28	741.4.002.1A	33	30
702.4.004.1A	22	3	711.1.006.1A	10	27	714.1.028.1A	27	9	734306N01	5	22	741.4.002.1A	7	19
702.4.009.1A	11	11	711.1.067.1A	28	7	715.1.003.1A	30	13	734406N01	33	36	741.4.013.1B	34	10
702.4.010.1A	11	9	711.1.089.1A	6	6	716.1.021.2A	34	8	73500.1237	12	7	741.4.013.1B	38	7
702.5.001.1A	8	24	712.1.018.1A	28	8	716.1.028.1A	21	22	73500.1237	9	25	741.4.022.1A	15	7
702.5.008.1A	10	12	712.1.019.1A	30	32	716.1.029.2A	19	26	73500.1440	12	11	741.4.025.1A	33	35
702.5.008.1A	11	4	713.1.007.1A	14	5	716.1.043.1A	38	17	73500.1542	2	35	741.4.027.1A	33	27
702.5.016.1A	4	14	713.1.008.2A	8	17	716.1.044.1A	30	38	73500.1747	8	27	741.4.033.1A	37	7
703.1.013.1A	22	17	713.1.011.1A	3	15	72094.1616	10	5	73503.3075	5	11	741.4.037.1A	33	11
70555.1631	8	12	713.1.012.1B	4	31	72121.2106	6	4	73503.3380	10	13	741.4.040.1A	16	5
70610.8120	4	11	713.1.014.1A	3	11	72237.0657	29	25	73503.3380	10	19	741.4.041.1A	16	6
70620.5212	11	40	713.1.014.1A	3	15	72237.0974	34.1	12	73503.3380	11	43	741.4.043.1A	24	14

INDEX

CODE No.	Drwg.	POS. N.	CODE No.	Drwg.	POS. N.	CODE No.	Drwg.	POS. N.	CODE No.	Drwg.	POS. N.	CODE No.	Drwg.	POS. N.
741.4.043.1A	25	16	750.1.022.1A	30	4	764.1.014.1A	35	18	771.5.064.2B	11	3	771.5.754.2B	23	36
741.4.043.1A	26	16	750.1.024.1A	29	21	764.1.016.1A	18	27	771.5.066.2B	11	20	771.5.754.2B	25	6
741.4.043.1A	38	3	750.1.048.1A	23	31	764.1.017.1A	36.1	20	771.5.072.2B	10	20	771.5.754.2B	26	2
741.4.057.1A	38	2	750.5.001.1A	2	23	764.1.022.1A	37	15	771.5.072.2B	5	23	771.5.937.2B	30	11
741.4.058.1A	38	13	75113.2566	4	20	764.1.024.1A	19	7	771.5.073.2B	11	37	771.5.938.2B	30	12
741.4.058.1A	38	14	75120.1747	15	24	764.1.024.1A	32	4	771.5.078.2B	12	12	772.1.002.1A	30	14
741.4.059.1A	38	4	75130.2566	10	7	764.1.024.1A	35	36	771.5.078.2B	5	20	772.1.003.1A	30	35
741.4.063.1A	38	10	75143.3380	10	32	764.1.024.1A	37	9	771.5.080.2B	10	16	772.1.004.2A	30	31
741.5.014.1B	34.1	4	75162.2566	27	8	764.4.005.1A	18	9	771.5.122.2B	2	30	772.1.005.1A	28	21
741.5.027.1B	31	26	75162.2566	30	22	76400.0001	30	20	771.5.129.2B	9	10	772.1.006.1A	31	16
741.5.027.1B	33	25	75191.3380	10	4	76401.0002	23	26	771.5.136.2B	10	15	772.1.007.1A	34	12
74172.1008	14	8	75791.1747	10	9	76401.0003	23	22	771.5.266.2B	28	22	772.1.008.1A	31	15
74172.1008	6	16	75794.1542	10	30	76401.0009	30	3	771.5.639.2B	20	8	772.1.016.1A	29	24
74224.0570	4	34	75794.1542	15	11	76401.0010	30	5	771.5.639.2B	21	14	772.1.023.1A	23	29
74224.0570	6	7	759.1.008.1A	28	1	76402.0002	3	17	771.5.664.2B	22	19	772.5.021.1A	20	30
747.1.005.1A	29	22	759.1.009.1A	27	12	766.1.001.2B	10	22	771.5.667.2B	21	2	772.5.023.1A	19	31
747.5.001.1A	23	23	759.1.010.1A	29	36	766.4.012.1A	14	6	771.5.667.2B	22	26	772.5.023.1A	22	29
748.1.014.1A	27	1	760.4.003.1A	29	26	766.4.012.1A	15	3	771.5.667.2B	23	14	772.5.024.1A	17.1	23
748.4.002.7A	19	3	76267.0012	9	24	76835.1134	2	10	771.5.667.2B	29	29	772.5.024.1A	18	2
748.4.024.1A	28	4	76270.0827	3	29	771.1.003.1A	30	17	771.5.669.2B	22	25	772.5.024.1A	22	11
749.4.030.1A	35	15	763106N01	20	29	771.1.004.1A	34	7	771.5.669.2B	24	6	772.5.024.1A	26	11
749.5.001.1A	29	39	763106N01	23	21	771.4.006.1A	11	36	771.5.669.2B	25	24	772.5.024.1A	29	17
750.1.002.1B	4	35	763106N01	38	19	771.5.025.2B	18	8	771.5.672.2B	21	8	772.5.024.1A	36.1	19
750.1.012.2A	6	14	764.1.002.1A	13	8	771.5.040.2B	11	5	771.5.721.2B	27	4	772.5.024.1A	36.1	22
750.1.018.1A	28	2	764.1.003.1B	4	6	771.5.040.2B	34	20	771.5.723.2B	22	14	772.5.025.1A	17.1	17
750.1.019.1A	27	13	764.1.011.1A	23	18	771.5.043.2B	4	4	771.5.723.2B	23	6	772.5.025.1A	21	20
750.1.021.1A	30	6	764.1.011.1A	26	10	771.5.045.7E	34	5	771.5.725.2B	22	12	772.5.025.1A	23	7

INDEX

CODE No.	Drwg.	POS. N.	CODE No.	Drwg.	POS. N.	CODE No.	Drwg.	POS. N.	CODE No.	Drwg.	POS. N.	CODE No.	Drwg.	POS. N.
772.5.025.1A	30	39	779.1.084.1A	7	21	788.1.012.1A	11	41	799.1.083.1A	26	33	8000.50454	31	24
772.5.025.1A	31	23	779.1.085.1A	19	8	788.1.013.1A	11	41	799.2.001.1A	23	33	8000.53249	33	18
772.5.025.1A	32	3	779.1.086.1B	37	5	788.1.044.1A	31	32	799.2.077.1A	9	14	8000.53724	17	19
772.5.025.1A	33	5	779.1.092.1A	24	7	788.1.045.1A	31	10	800.1.007.1A	7	20	8000.53724	18	24
772.5.025.1A	36.1	16	779.1.092.1A	25	17	788.1.048.1A	19	23	800.1.008.1A	7	18	8000.53724	21	26
774.5.002.1B	31	5	779.1.109.1A	6	2	788.1.052.1A	5	7	800.1.035.1A	33	28	8000.56359	18	3
774.5.004.1A	35	35	779.1.121.1A	33	13	788.1.053.1A	15	18	800.1.036.1A	33	23	8000.56359	19	10
77499.3421	11	17	779.1.137.1A	36	3	788.1.054.1A	12	4	800.1.037.1A	33	32	8000.56443	17	10
775.1.006.1A	17	8	779.1.162.1A	9	27	788.1.056.1A	11	30	800.1.038.1A	33	26	8000.56443	19	25
776.5.032.2A	15	5	779.1.174.1A	10	14	789.1.001.1A	34.1	25	800.1.039.1A	33	33	8000.56443	29	4
777.5.038.2B	29	5	779.1.178.1A	34	3	790.1.001.2A	19	1	800.1.040.1A	33	29	8000.56443	35	8
777.5.049.2C	11	24	779.4.005.1A	23	41	791.1.012.1A	34	4	8000.18048	34	21	8000.56465	20	19
777.5.234.2B	35	19	779.5.001.1A	9	6	791.1.017.2A	31	11	8000.20602	20	15	8000.56741	20	22
778.5.009.1A	22	36	779.5.005.1A	9	3	791.1.020.1A	31	14	8000.36230	21	12	8000.56742	20	20
779.1.007.2A	6	9	779.5.009.1A	35	38	791.2.013.1A	7	5	8000.36230	29	38	8000.56746	20	18
779.1.009.1A	19	22	780.1.006.1A	9	31	799.1.012.1A	4	25	8000.36726	21	4	8000.56747	20	17
779.1.026.1A	10	17	780.1.007.1A	19	27	799.1.014.1A	13	16	8000.36726	29	32	8000.56748	20	16
779.1.026.1A	9	23	780.1.008.1A	34.1	3	799.1.015.1A	13	13	8000.37901	18	16	8000.56752	20	11
779.1.039.1A	2	3	780.5.001.1A	11	33	799.1.025.1A	2	20	8000.42278	20	10	8000.62648	27	7
779.1.058.1A	24	16	786.1.041.1D	7	9	799.1.045.1A	23	3	8000.42345	25	21	8000.62652	32	5
779.1.058.1A	25	11	786.1.048.1A	7	11	799.1.048.1A	19	4	8000.42345	26	24	8000.62652	37	10
779.1.058.1A	26	22	787.1.005.1A	37	4	799.1.049.1A	2	1	8000.44240	15	2	8000.62653	30	27
779.1.058.1A	37	17	787.1.009.1A	9	18	799.1.051.2A	6	15	8000.44240	19	28	8000.62676	23	34
779.1.059.1A	32	8	788.1.002.2A	15	6	799.1.052.1A	16	8	8000.44240	29	16	8000.62726	17.1	8
779.1.060.1A	22	16	788.1.003.1B	11	41	799.1.055.1A	9	30	8000.44240	8	6	8000.62726	17.1	20
779.1.082.1A	24	19	788.1.007.3A	15	15	799.1.057.1A	35	16	8000.50442	33	31	8000.62726	21	23
779.1.083.1A	37	18	788.1.010.4A	15	17	799.1.064.1A	21	16	8000.50450	31	18	8000.62726	29	14

INDEX

CODE No.	Drwg.	POS. N.	CODE No.	Drwg.	POS. N.	CODE No.	Drwg.	POS. N.	CODE No.	Drwg.	POS. N.	CODE No.	Drwg.	POS. N.
8000.62726	30	28	8000.74505	29	31	821.1.052.1A	26	9	827.1.185.1A	38	22	830.1.121.1A	16	13
8000.62726	34	16	8000.74507	21	29	821.1.054.1A	17	11	829.1.073.3A	5	21	830.1.144.1A	11	35
8000.62726	36	10	8000.74507	29	33	821.1.057.1A	35	10	829.1.077.2B	34.1	15	832.1.003.1A	30	24
8000.62726	38	20	8000.77921	34	18	821.1.070.1A	2	17	829.1.078.1A	26	1	832.1.008.1A	35	27
8000.62729	17.1	11	8000.77936	20	25	821.1.103.1A	23	37	829.1.094.1C	17.1	14	832.1.012.1A	18	25
8000.62729	19	11	802.1.009.1A	31	13	824.1.015.1A	23	28	829.1.095.3A	17.1	1	840.1.001.1A	13	11
8000.62729	32	6	808.2.016.2A	22	20	824.1.016.1A	23	9	829.1.096.1A	18	5	840.1.002.1A	13	11
8000.62729	37	11	80A0.06385	18	15	825.1.009.1A	28	17	829.1.104.1A	34.1	7	840.1.003.1A	13	11
8000.63150	31	20	80A0.53548	23	13	826.1.003.1A	10	6	829.1.106.1A	33	14	840.1.004.1A	13	11
8000.65535	17	14	80A0.55757	26	14	826.1.009.1A	2	33	829.1.112.1AC	20	6	840.1.005.1A	13	11
8000.66305	26	19	80A0.62649	19	6	826.1.011.1A	3	13	829.1.117.1A	20	9	840.1.006.1A	13	11
8000.66308	17.1	2	80C0.05893	29	23	827.1.067.1A	23	30	829.1.118.1A	20	7	840.1.007.1A	13	11
8000.66308	29	2	812.1.024.1A	31	34	827.1.071.1A	17.1	9	829.1.127.1A	18	13	840.1.008.1A	13	11
8000.66336	36	11	812.1.025.1A	31	8	827.1.072.1A	17.1	18	829.1.129.1A	34	22	840.1.009.1A	13	11
8000.66526	17	20	814.1.002.1AA	7	14	827.1.077.1A	17	13	829.1.130.1A	35	33	840.1.010.1A	13	11
8000.66774	22	30	814.1.036.1A	14	15	827.1.077.1B	17	24	829.1.136.1A	29	8	840.1.011.1A	13	11
8000.67981	26	8	814.1.037.1A	33	15	827.1.085.1A	35	14	829.1.140.1A	20	1	840.1.012.1A	13	11
8000.68490	25	14	814.1.038.1A	14	18	827.1.086.1A	35	20	829.1.187.1A	15	29	840.1.013.1A	13	11
8000.70119	27	2	815.1.005.1A	37	2	827.1.089.1A	21	15	829.1.190.1A	21	31	840.1.014.1A	13	11
8000.70127	22.1	3	818.2.009.1A	4	3	827.1.090.1A	21	17	829.1.228.1A	24	9	840.1.015.1A	13	11
8000.70133	22.1	4	819.1.017.1A	27	11	827.1.095.1A	21	19	829.1.238.1A	25	22	840.1.016.1A	13	11
8000.70139	1.1	8	819.2.039.1A	28	13	827.1.099.2A	31	21	829.1.260.1A	23	32	840.1.017.1A	13	11
8000.72911	35	30	821.1.001.1A	2	26	827.1.108.1A	35	24	829.2.004.1A	35	4	840.1.018.1A	13	11
8000.74049	27	3	821.1.002.1A	13	20	827.1.111.1A	35	25	829.2.122.1AB	36	13	840.1.019.1A	13	11
8000.74504	21	27	821.1.003.1A	13	17	827.1.156.1A	17.1	10	829.2.123.1AB	36	9	840.1.020.1A	13	11
8000.74504	29	30	821.1.004.1A	13	12	827.1.157.1A	38	18	830.1.077.1A	32	7	840.1.021.1A	13	11
8000.74505	21	28	821.1.051.1A	23	4	827.1.181.1A	21	30	830.1.090.1A	16	3	840.1.022.1A	13	11

INDEX

CODE No.	Drwg.	POS. N.	CODE No.	Drwg.	POS. N.	CODE No.	Drwg.	POS. N.	CODE No.	Drwg.	POS. N.	CODE No.	Drwg.	POS. N.
840.1.023.1A	13	11	840.1.066.1B	13	9	852.1.072.1A	19	14	852.5.001.1A	35	34	876.1.052.1A	33	9
840.1.024.1A	13	11	840.1.067.1B	13	9	852.1.075.1A	31	33	856.1.001.1A	3	6	876.1.053.1A	31	25
840.1.025.1A	13	11	840.1.068.1B	13	9	852.1.075.1A	36.1	12	856.1.002.1A	14	4	876.1.058.1A	33	7
840.1.026.1A	13	11	840.1.069.1B	13	9	852.1.095.1A	29	9	856.1.002.1A	8	19	876.1.059.1A	33	8
840.1.027.1A	13	11	840.1.070.1B	13	9	852.1.104.1A	6	11	856.1.023.1A	19	30	876.2.054.1A	31	17
840.1.028.1A	13	11	840.1.071.1B	13	9	852.1.104.1B	6	11	856.1.025.1A	10	23	877.1.037.1A	24	15
840.1.029.1A	13	11	841.1.002.2A	4	2	852.1.104.1C	6	11	856.1.031.1A	3	30	877.1.039.1A	25	13
840.1.030.1A	13	11	848.4.005.1A	22	22	852.1.104.1D	6	11	856.1.042.1A	36.1	8	877.1.039.1A	26	17
840.1.031.1A	13	11	850.1.003.1A	36.1	9	852.1.104.1E	6	11	856.1.043.1A	35	17	877.1.040.1A	18	31
840.1.032.1A	13	11	850.2.002.1A	31	3	852.1.104.1F	6	11	863.1.001.1A	28	23	877.1.055.1A	17	17
840.1.033.1A	13	11	850.4.019.1A	36.1	7	852.1.104.1G	6	11	863.1.002.1A	12	14	881.1.010.1B	12	18
840.1.034.1A	13	11	850.4.023.1A	36.1	10	852.1.104.1H	6	11	866.1.016.1A	17.1	13	881.1.012.1A	2	32
840.1.051.1B	13	9	850.4.031.1A	34.1	28	852.1.104.1I	6	11	866.1.018.1A	35	28	881.1.030.1A	5	25
840.1.052.1B	13	9	851.1.001.1B	4	9	852.1.104.1J	6	11	866.1.019.1A	35	9	881.2.001.1A	4	19
840.1.053.1B	13	9	851.4.001.1A	4	5	852.1.104.1K	6	11	866.1.020.1A	35	6	882.1.003.1A	8	11
840.1.054.1B	13	9	852.1.005.1A	2	14	852.1.104.1L	6	11	866.1.021.1A	33	34	882.1.006.1A	2	16
840.1.055.1B	13	9	852.1.008.1A	5	10	852.1.104.1M	6	11	866.1.023.1A	35	22	884.1.005.1A	22.1	26
840.1.056.1B	13	9	852.1.053.1A	2	2	852.1.104.1N	6	11	866.1.024.1A	35	23	884.5.001.1A	22	15
840.1.057.1B	13	9	852.1.053.1A	23	15	852.1.105.1AB	3	26	872.1.011.1A	22	33	884.5.003.1A	23	10
840.1.058.1B	13	9	852.1.054.1A	26	3	852.1.105.1AD	3	26	872.1.015.1A	22	24	884.5.004.1A	28	18
840.1.059.1B	13	9	852.1.055.1A	28	3	852.1.105.1AG	3	26	872.1.016.1A	30	29	884.5.005.1A	28	11
840.1.060.1B	13	9	852.1.056.1A	28	12	852.1.108.1AH	3	1	872.1.017.1A	30	30	884.5.010.1A	16	18
840.1.061.1B	13	9	852.1.057.1A	27	14	852.1.108.1AL	3	1	872.4.018.1A	18	17	884.5.011.1A	11	8
840.1.062.1B	13	9	852.1.058.1A	28	6	852.1.108.1AN	3	1	873.1.001.1A	14	20	886.4.001.1A	15	8
840.1.063.1B	13	9	852.1.059.1A	28	15	852.1.111.1A	2	5	873.1.004.1A	14	19	886.4.021.1A	34.1	11
840.1.064.1B	13	9	852.1.068.1A	30	36	852.1.114.1A	11	34	875.1.022.1A	30	2	886.4.022.1A	34.1	18
840.1.065.1B	13	9	852.1.071.1A	22	13	852.5.001.1A	29	40	875.1.044.2A	37	6	886.5.001.1A	34.1	21





INDEX

CODE No.	Drwg.	POS. N.	CODE No.	Drwg.	POS. N.	CODE No.	Drwg.	POS. N.	CODE No.	Drwg.	POS. N.	CODE No.	Drwg.	POS. N.
886.5.003.1A	28	16	88713.1068	1.1	17	88765.1073	1.2	21	893.4.005.1A	24	11	93783.2552	10	8
886.5.004.1A	31	12	88713.1071	1.1	10	88765.1074	1.2	21	895.1.004.1A	6	3	93784.2030	5	9
88700.5644	1	1	88713.1072	1.1	1	88765.1075	1.2	21	895.4.001.2A	34	6	93785.0822	4	23
88700.5665	1	30	88713.1073	1.1	2	88765.1076	1.2	21	8A00.67610	33	10	93785.1830	10	18
88700.5749	1	24	88713.1074	1.1	4	88765.1077	1.2	21	8A00.67997	3	14	93823.0119	33	4
88713.0123	1	6	88713.1077	1.1	16	88765.1126	1.2	6	8A00.67997	31	22	93823.0128	4	32
88713.0137	1	12	88713.1078	1	13	88765.1126A	1.2	4	8A00.69056	22.1	2	93823.2018	4	30
88713.0144	1	28	88713.1079	1	17	88765.1126B	1.2	12	8A00.70130	20	5	93823.2037	22	9
88713.0146	1	25	88713.1091	1	23	88765.1126C	1.2	11	8B00.67545	20	4	93823.2037	7	13
88713.0844	1	16	88713.1093	1	26	88765.1126D	1.2	14	8H00.67545	35	5	93823.2056	11	42
88713.0847	1	21	88713.1096	1.1	19	88765.1126E	1.2	9	913.7.065.1A	29	19	93823.2082	5	14
88713.0862	1	11	88713.1097	1.1	21	88765.1126F	1.2	13	914.7.023.1A	1.2	2	93823.2087	14	12
88713.0869	1	32	88713.1139	1	3	88765.1126G	1.2	17	914.7.023.1B	1.2	2	93823.2087	33	16
88713.0870	1	33	88713.1140	1.1	14	88765.1126H	1.2	16	914.7.023.1C	1.2	2	93823.2087	7	8
88713.0874	1	7	88713.1309	1	10	88765.1126L	1.2	19	914.7.023.1D	1.2	2	93823.2131	11	22
88713.0875	1	9	88713.1332	1	29	88765.1126M	1.2	18	914.7.023.1E	1.2	2	93827.0114	5	12
88713.0879	1	8	88713.1344	1.1	13	88765.1126N	1.2	7	919.1.001.2B	27	20	93827.0114	9	22
88713.0891	1	4	88713.1419	1	22	88765.1126P	1.2	10	930.1.004.1A	22	2	94247.0014	10	10
88713.0957	1.1	20	88713.1502	1	31	88765.1126Q	1.2	5	930.1.005.1A	22.1	11	94247.0014	11	12
88713.1010	1	18	88765.0968	1	27	88765.1126R	1.2	3	930.4.009.1A	4	24	94247.0014	5	26
88713.1037	1.1	6	88765.0978	1	20	88765.1126S	1.2	22	930.4.011.1A	30	10	98112.0002	1	5
88713.1038	1.1	18	88765.1001	1	14	88765.1126T	1.2	23	930.5.005.1A	11	26			
88713.1057	1.1	15	88765.1068	1	15	88765.1126U	1.2	20	930.5.006.2A	11	28			
88713.1058	1.1	7	88765.1069	1	15	88765.1126V	1.2	8	93783.0812	3	28			
88713.1059	1.1	5	88765.1070	1	15	88765.1126Z	1.2	1	93783.1524	11	18			
88713.1062	1.1	9	88765.1071	1	15	893.1.004.1A	33	2	93783.1730	15	12			
88713.1067	1.1	12	88765.1072	1	15	893.1.005.1A	5	15	93783.2235	15	23			

Spare parts catalogue 996S U.S.A.

DUCATI 996S



<i>DUCATIMOTOR</i>		<i>996S</i>	<i>M.Y. '00</i>	<i>U.S.A.</i>
<i>Spare Sparts Department</i>		<i>P.N. 91510961B</i>	<i>Febbraio - February '00</i>	<i>Edizione - Edition 01</i>
<i>DUCATIMOTOR</i>		<i>996S</i>	<i>M.Y. '00</i>	<i>U.S.A.</i>
<i>Spare Sparts Department</i>		<i>P.N. 91510961B</i>	<i>Febbraio - February '00</i>	<i>Edizione - Edition 01</i>
<i>DUCATIMOTOR</i>		<i>996S</i>	<i>M.Y. '00</i>	<i>U.S.A.</i>
<i>Spare Sparts Department</i>		<i>P.N. 91510961B</i>	<i>Febbraio - February '00</i>	<i>Edizione - Edition 01</i>
<i>DUCATIMOTOR</i>		<i>996S</i>	<i>M.Y. '00</i>	<i>U.S.A.</i>
<i>Spare Sparts Department</i>		<i>P.N. 91510961B</i>	<i>Febbraio - February '00</i>	<i>Edizione - Edition 01</i>