




Spare parts catalogue 998S Final Edition bip U.S.A.


DUCATI998



DUCATI MOTORHOLDING 	998S Final Edition	M.Y. '04	U.S.A.
Spare Sparts Department	P.N. 91512102A	Dicembre - December '04	Edizione - Edition 01

DUCATI MOTORHOLDING 	998S Final Edition	M.Y. '04	U.S.A.
Spare Sparts Department	P.N. 91512102A	Dicembre - December '04	Edizione - Edition 01

DUCATI MOTORHOLDING 	998S Final Edition	M.Y. '04	U.S.A.
Spare Sparts Department	P.N. 91512102A	Dicembre - December '04	Edizione - Edition 01

DUCATI MOTORHOLDING 	998S Final Edition	M.Y. '04	U.S.A.
Spare Sparts Department	P.N. 91512102A	Dicembre - December '04	Edizione - Edition 01

GENERAL INFORMATION

The present spare parts order exactly the right spare parts

When ordering specify:

1) the part's code number followed by its description; quantity needed;

2) the motorcycle's serial number, stamped on the steering head.

Reference to right and left apply to the vehicle in terms of its direction of movement.

Spare parts drawings are general and do not represent the part.

The contents of this catalogue are general and can undergo changes without prior notice.

VALIDITY

f.m. Until V.I.N.
d.m. From V.I.N.
f.m.m. Up to engine number
d.m.m. From engine number

Ducati Motor Holding S.p.A.
Commercial and Administration Office:
Via A. Cavalieri Ducati n. 3
40132 Bologna, Italy
Telefono 051 6413111
Fax 051 406580
Internet www.ducati.com

CATALOGUE No: 915.1.210.2A
ISSUED: 12 - 04

CATALOGUE No: 915.1.210.2A
ISSUED: 12 - 04

PAINTS

Colore	Codice	Codice	Codice
Paint	Code	Code	Code
Vernis	Code	Code	Code
Slacken	Code	Code	Code
Lacas	Codice	Codice	Codice



"Rosso Anniversary DUCATI"

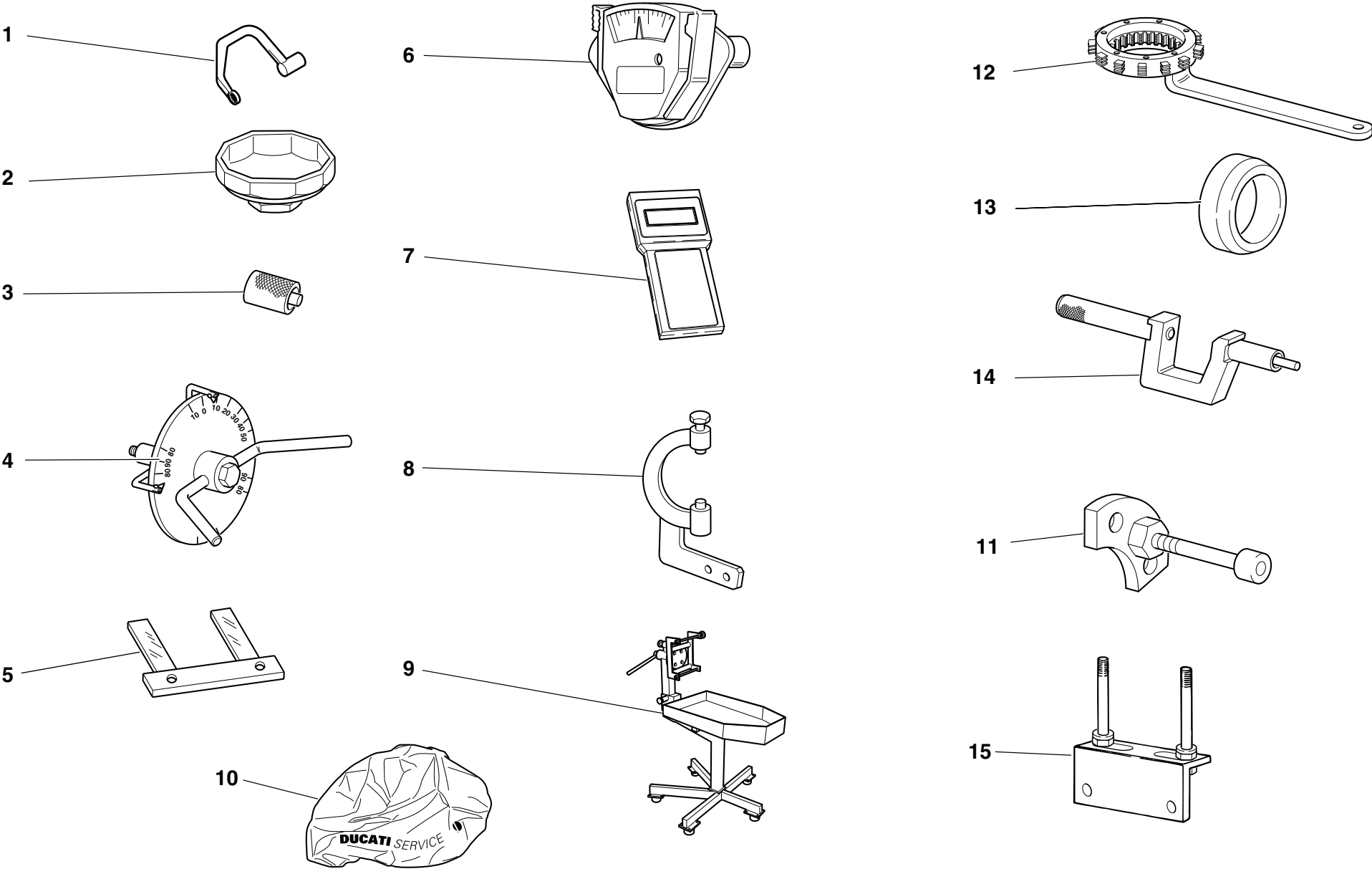
473.101

page	CONTENTS
4 001	WORKSHOP SPECIAL TOOLS
6 001a	WORKSHOP SPECIAL TOOLS
8 001b	WORKSHOP SPECIAL TOOLS
10 001c	DIAGNOSIS TESTER MATHESIS
12 001d	WORKSHOP SPECIAL TOOLS
14 002	GEARCHANGE
16 003	GEAR-BOX
18 004	CLUTCH
20 005	CLUTCH COVER
22 005a	CLUTCH COVER
24 006	CRANKSHAFT
26 007	CYLINDERS - PISTONS
28 008	TIMING
30 009	FILTERS AND OIL PUMP
32 010	HALF CRANKCASES
34 010a	HALF CRANKCASES
36 011	WATER PUMP - ALTERNATOR COVER
38 011a	WATER PUMP - ALTERNATOR COVER
40 012	ELECTRIC STARTER AND IGNITION
42 013	HEAD: TIMING
44 014	COLLECTORS AND HEAD COVERS
46 014a	HEAD COVERS
48 015	HEAD
50 016	OIL COOLER
52 017	THROTTLE BODY
54 018	INJECTION CONTROL UNIT
56 018a	BATTERY BOX MOUNT
58 018b	INJECTION SYSTEM
60 019	EXHAUST SYSTEM
62 020	INSTRUMENT PANEL
64 021	FRONT HEAD-LIGHT
66 022	HALF-HANDLEBARS - SHOCK-ADSORBER
68 022a	FRONT FORK
70 023	FRAME
72 024	CLUTCH CONTROL
74 025	FRONT HYDRAULIC BRAKE
76 026	REAR HYDRAULIC BRAKE
78 027	FRONT AND REAR WHEELS
80 028	REAR WHEEL PIN
82 029	REAR FRAME (bip)-REAR FOOT RESTS
84 029a	NUMBER PLATE HOLDER
86 030	REAR SUSPENSION
88 031	AIR INDUCTION-OIL VENT
90 032	WATER RADIATOR ASSY
92 033	COOLING CIRCUIT
94 034	FUEL TANK
96 034a	FUEL SYSTEM
98 035	SEAT (biposto)
100 036	HEADLIGHT FAIRING
102 036a	FAIRING
104 037	FUEL INFEEED
106 038	MARKING PLATES


DRAWING

001

WORKSHOP SPECIAL TOOLS



DRAWING **001** **WORKSHOP SPECIAL TOOLS**

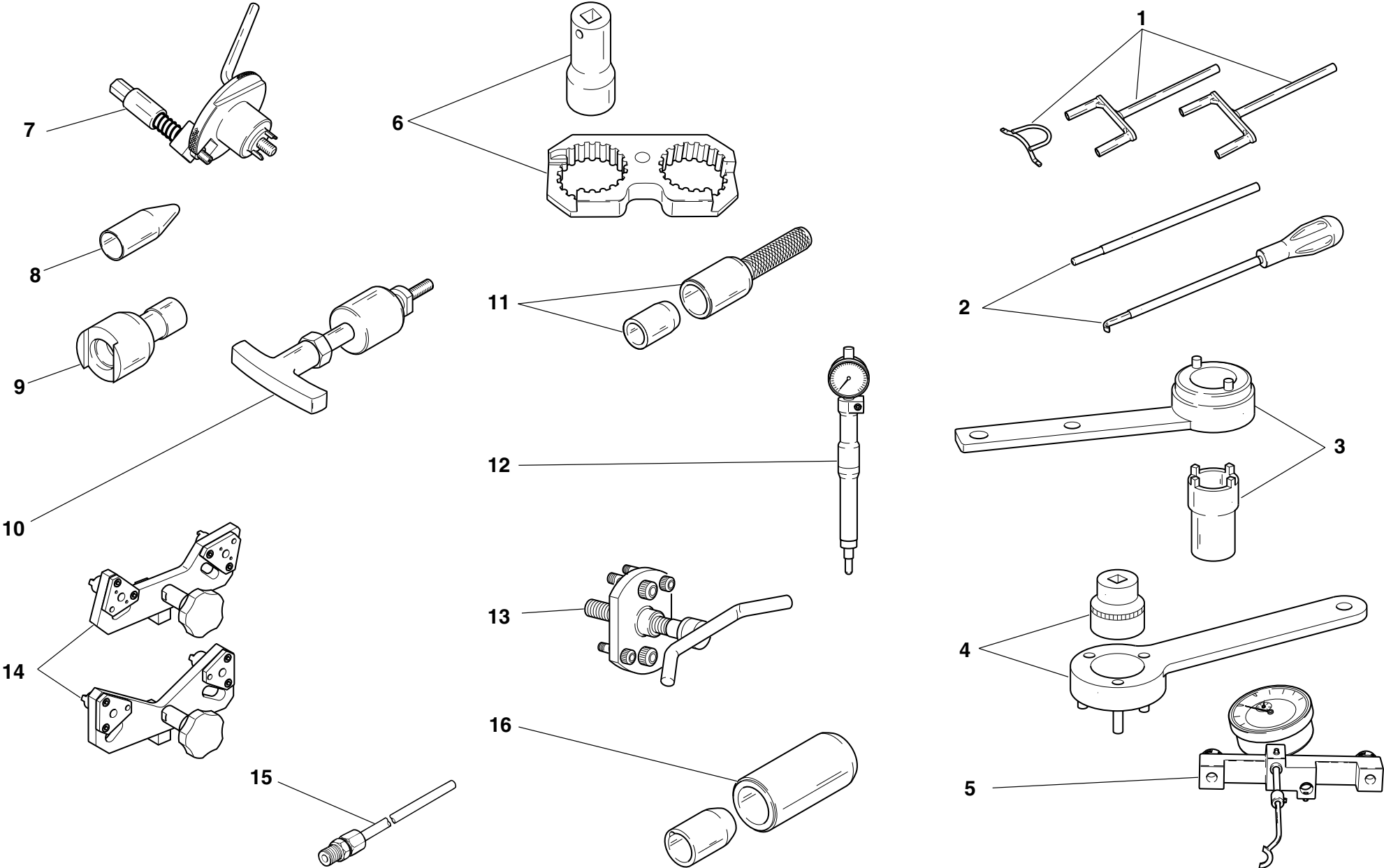
NOTES	NO.	CODE NO.	DESCRIPTION	VALIDITY	Q.TY	
	1	88713.2096	Head nuts holder wrench		1	
	2	0675.03.210	Wrench for removing oil filter cartridge		1	
	3	88765.1298	Spacer for checking lower valve shim		1	
	4	88713.0123	Degree wheel holder tool for ignition advance check		1	
	4	98112.0002	Degree wheel		1	
	5	88765.1000	Fork feeler gauge 0.1 mm		1	
	5	88765.1005	Fork feeler gauge 0.2 mm		1	
	5	88765.1006	Fork feeler gauge 0.3 mm		1	
	6	88765.0999	Timing belt control gauge		1	
	7	88765.1375AF	Check intrument		1	
GB	7	88765.1375BF	Check intrument		1	
D	7	88765.1375CF	Check intrument		1	
F	7	88765.1375DF	Check intrument		1	
E	7	88765.1375EF	Check intrument		1	
	8	88713.2036	Flywheel Wrench		1	
	9	88713.1832	Bench for engine repair		1	
	10	88713.1886	Engine canvas		1	
	11	88713.1091	Plate for positioning gear engagement fork		1	
	12	88713.2133	Wrench to hold cluch housing drum steady		1	
	13	88700.5665	Sleeve for installing clutch bell gear		1	
	14	88713.1429	Tool to drive valve seal ring ø7		1	
	15	88713.2103	Head mounting base		1	

NOTES	NO.	CODE NO.	DESCRIPTION	VALIDITY	Q.TY	
-------	-----	----------	-------------	----------	------	---

DRAWING

001a


WORKSHOP SPECIAL TOOLS



DRAWING

001a

WORKSHOP SPECIAL TOOLS

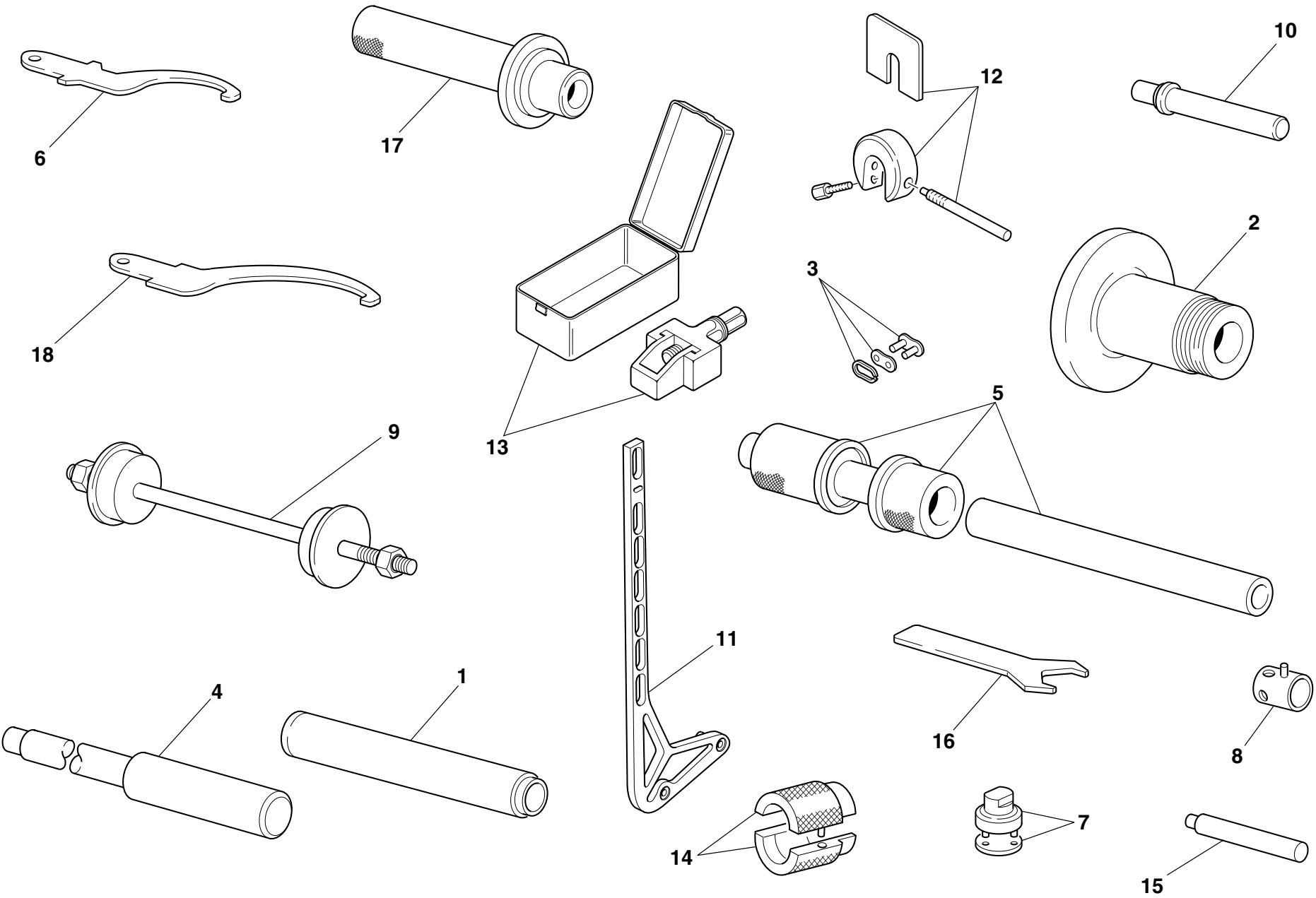
NOTES	NO.	CODE NO.	DESCRIPTION	VALIDITY	Q.TY	
	1	88713.2068	Closing rocker pre-load kit		1	
	2	88713.2069	Rocker spring pre-load compound kit		1	
	3	88713.1805	Driving roller tightening tool		1	
	4	88713.2102	Primary drive gear tightening tool		1	
	5	88765.1181	Valve lift gauge		1	
	6	88713.1806	Reaction tool for belt roller tightening		1	
	7	88713.2011	Tool to hold crankshaft in TDC position		1	
	8	88713.1920	Tool to fit O-rings onto stud bolts		1	
	9	88713.1821	Wrench to tighten tensioning bolts		1	
	10	88713.1994	Rocker shaft extractor		1	
	11	88713.2060	Seal ring driving tool		1	
	12	88765.1188	T.D.C. control gauge		1	
	13	88713.1749	Drive roller puller		1	
	14	88713.1791	Belt roller timing tool		1	
	15	88713.1010	Union for exhaust gas suction		1	
	16	88713.1906	Tool to fit seals on camshafts		1	

NOTES	NO.	CODE NO.	DESCRIPTION	VALIDITY	Q.TY	
-------	-----	----------	-------------	----------	------	---

DRAWING

001b


WORKSHOP SPECIAL TOOLS



DRAWING

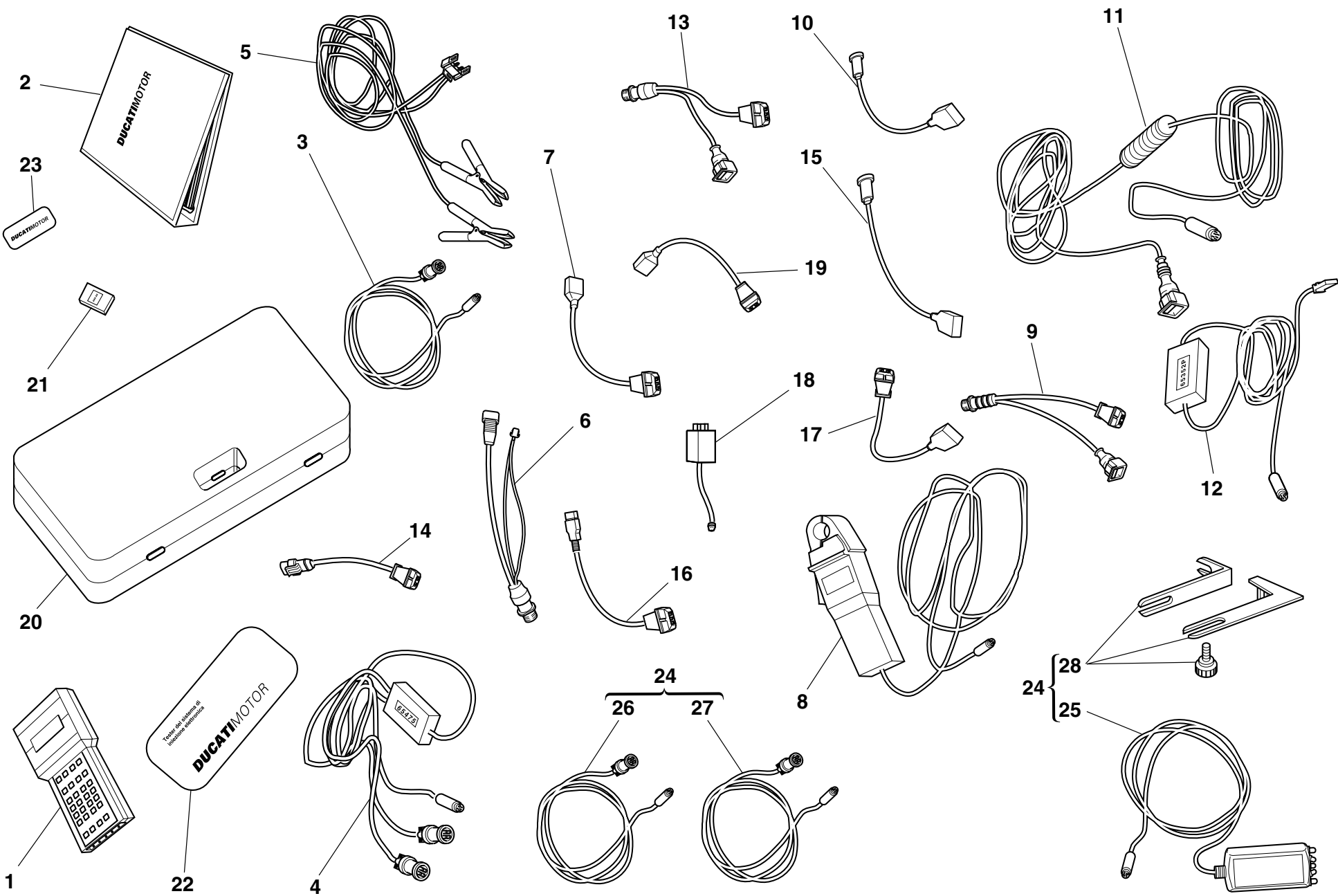
001b

WORKSHOP SPECIAL TOOLS

NOTES	NO.	CODE NO.	DESCRIPTION	VALIDITY	Q.TY	
	1	88713.1072	Stopper for driving the half bearing of the steering head base		1	
	2	88713.1073	Tool for balancing rear wheel		1	
	3	677.4.003.1A	Coupling		1	
	4	88713.1074	Stopper for disassembling the swingarm pivot		1	
	5	88713.1059	Tool for assembling the swingarm ball bearings		1	
	6	88713.1037	Wrench for adjusting the steering head		1	
	7	88713.1058	Wrench for assembling the steering head cap		1	
	8	8000.70139	Wrench for front wheel spindle		1	
	9	88713.1062	Tool for assembling the steering head bearings		1	
	10	88713.1071	Stopper for assembling the rocker needle bearings		1	
	11	699.2.063.1A	Geometry adjustment kit		1	
	12	88713.0957	Tool for holding SHOWA fork spacer		1	
	13	88713.1344	Tool for assembling chain		1	
	14	88713.1096	Tool for overhauling SHOWA forks - assembling seal ring		1	
	15	88713.1057	Stopper for inserting the steering damper bearing		1	
	16	88713.1077	Wrench for seat lock nut		1	
	17	88713.1068	Stopper for assembling the rear fork roller bearings		1	
	18	88713.1038	Wrench for adjusting the eccentric hub		1	

NOTES	NO.	CODE NO.	DESCRIPTION	VALIDITY	Q.TY	
-------	-----	----------	-------------	----------	------	---


DRAWING 001c DIAGNOSIS TESTER MATHESIS



DRAWING **001c** **DIAGNOSIS TESTER MATHESIS**

NOTES	NO.	CODE NO.	DESCRIPTION	VALIDITY	Q.TY	
	1	88765.1126Z	Bare Mathesis		1	
	2	914.7.023.1A	Italian manual		1	
	2	914.7.023.1B	English manual		1	
	2	914.7.023.1C	German manual		1	
	2	914.7.023.1D	Franch manual		1	
	2	914.7.023.1E	Spanish manual		1	
	3	88765.1126R	Main cable Mathesis		1	
	4	88765.1126A	Pickup Control cable		1	
	5	88765.1126Q	Battery mains cable		1	
	6	88765.1126	Mains cable adapter for self diagnosis		1	
	7	88765.1126N	Sensor for absolute pressure sampling		1	
	8	88765.1126V	Amperometer plier		1	
	9	88765.1126E	Adapter for 3 wires Pickup test cable		1	
	10	88765.1126P	Sensor for air temperature sampling		1	
	11	88765.1126C	Cable for potentiometer adjustement		1	
	12	88765.1126B	Test cable and speed indicator adjustement		1	
	13	88765.1126F	Adapter for 2 wires Pickup test cable		1	
	14	88765.1126D	Adapter for potentiometer adjustement		1	
	15	552.4.028.1A	Sensor for small throttle potentiometer sampling		1	
	16	88765.1126H	Sensor for throttle potentiomer sampling		1	
	17	88765.1126G	Sensor for air/water temperature sampling		1	
	18	88765.1126M	Sfety remote switch		1	
	19	88765.1126L	2 Wires sampling Pickup sensor		1	
	20	88765.1126U	Case with sponge		1	
	21	88765.1073	Italian memory card		1	
	21	88765.1074	English memory card		1	
	21	88765.1075	German memory card		1	

CATALOGUE No: 915.1.210.2A
ISSUED: 12 - 04

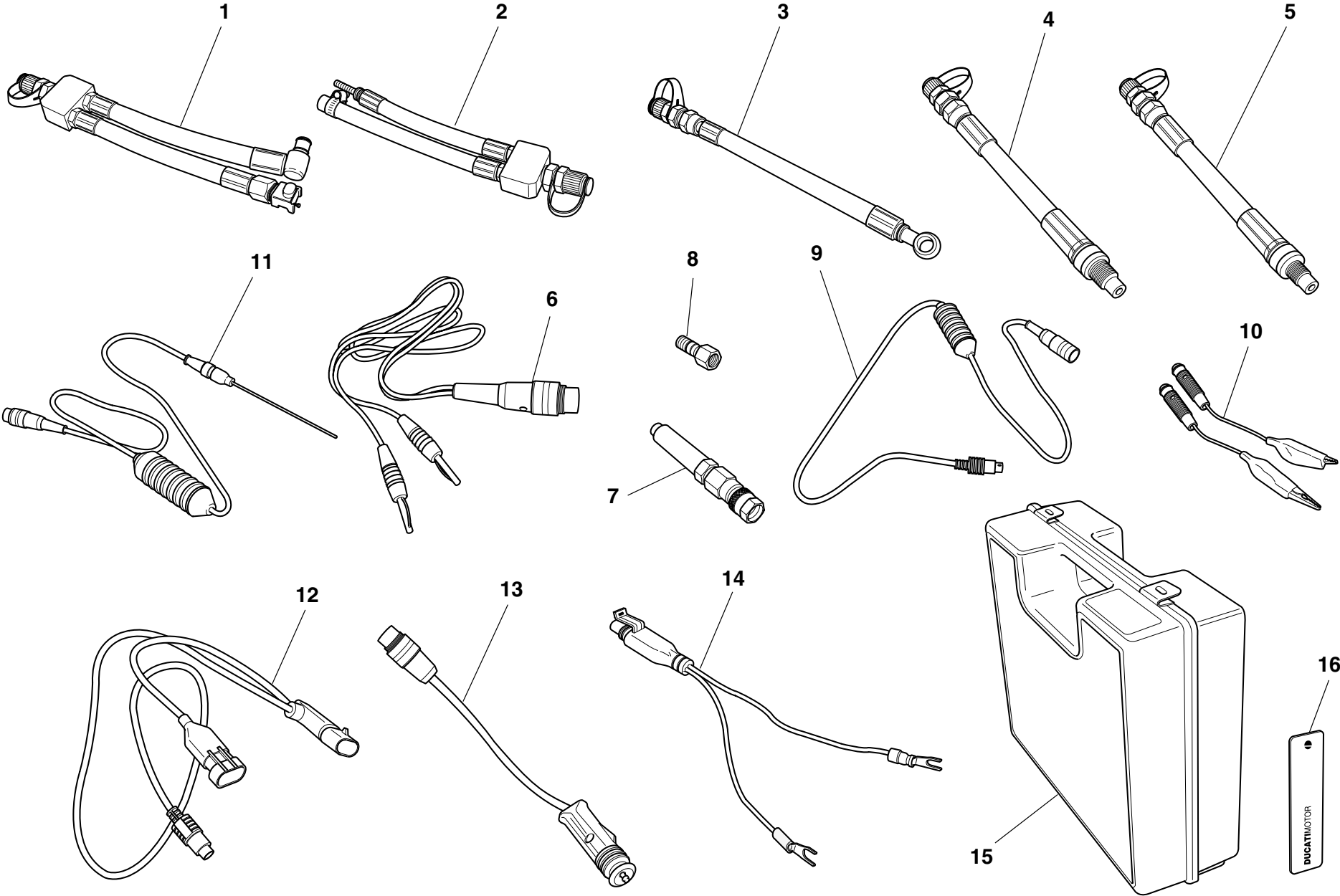
NOTES	NO.	CODE NO.	DESCRIPTION	VALIDITY	Q.TY	
	21	88765.1076	French memory card		1	
	21	88765.1077	Spanish memory card		1	
	22	88765.1126S	DUCATI sticker for case		1	
	23	88765.1126T	DUCATI sticker RH/LH side		1	
	24	88765.1369A	Belt tensioning kit		1	
GB	24	88765.1369B	Belt tensioning kit		1	
D	24	88765.1369C	Belt tensioning kit		1	
F	24	88765.1369D	Belt tensioning kit		1	
E	24	88765.1369E	Belt tensioning kit		1	
	25	88765.1371	Sensor		1	
	26	88765.1372	Main cable		1	
	27	88765.1373	Cable extension		1	
	28	88765.1374	Bracket		1	

CATALOGUE No: 915.1.210.2A
ISSUED: 12 - 04


DRAWING

001d

WORKSHOP SPECIAL TOOLS



DRAWING **001d** **WORKSHOP SPECIAL TOOLS**

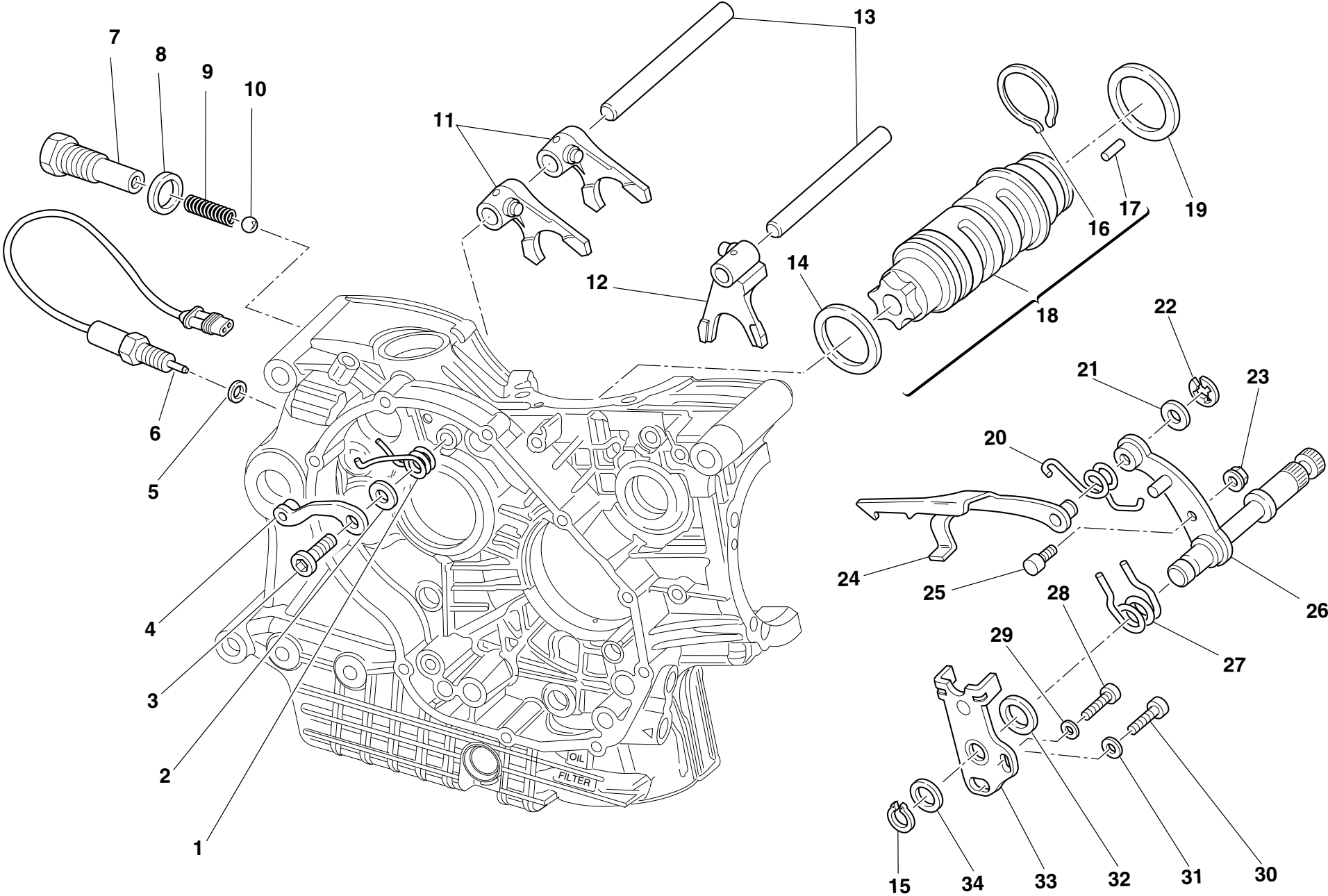
NOTES	NO.	CODE NO.	DESCRIPTION	VALIDITY	Q.TY	
	-	88765.1241	Check intrument		1	
GB	-	88765.1242	Check intrument		1	
D	-	88765.1243	Check intrument		1	
F	-	88765.1244	Check intrument		1	
E	-	88765.1245	Check intrument		1	
	1	590.1.189.1A	Fuel pressure line HS.		1	
	2	590.1.190.1A	Fuel pressure line ST/SS/M.		1	
	3	875.1.065.1A	Oil pressure line		1	
	4	552.1.037.1A	Fitting - cylinder compression M12		1	
	5	552.1.038.1A	Fitting - cylinder compression M10		1	
	6	514.1.037.1A	Cable Volt PF DUC 21		1	
	7	552.1.039.1A	Pressure sensor		1	
	8	814.1.114.1A	Oil pressure fitting		1	
	9	514.1.032.1A	Cable for supplementary tests		1	
	10	514.1.035.1A	Red clamp cable		1	
	10	514.1.036.1A	Black clamp cable		1	
	11	552.1.040.1A	Temperature probe		1	
	12	514.1.034.1A	Main cable PF A621		1	
	13	514.1.033.1A	Electric lighter connection adapter (ST)		1	
	14	514.1.038.1A	Battery connection adapter		1	
	15	698.1.033.1A	Red case with sponge rubber		1	
	16	88765.1126T	DUCATI sticker RH/LH side		2	

NOTES	NO.	CODE NO.	DESCRIPTION	VALIDITY	Q.TY	
-------	-----	----------	-------------	----------	------	---

DRAWING

002

GEARCHANGE




DRAWING

002

GEARCHANGE

NOTES	NO.	CODE NO.	DESCRIPTION	VALIDITY	Q.TY	
	1	799.1.049.1A	Return spring		1	
	2	852.1.053.2A	Washer		1	
	3	779.1.039.1A	Special screw		1	
	4	455.2.003.1A	Gear stopper assembly		1	
	5	852.5.024.1A	Gasket th.1		1	
	6	539.1.021.1A	Switch		1	
	7	779.1.203.2A	Push rod holder		1	
	8	0272.91.090	Gasket		1	
	9	0660.13.143	Gear selector spring		1	
	10	76835.1134	Ball		1	
	11	180.1.001.1A	1st,4th-2nd,3rd gear selector fork		2	
	12	180.1.002.1A	5th,6th gear selector fork		1	
	13	0660.13.070	Fork pin		2	
	14	852.1.005.1A	Shim th. 1		1	
	15	73500.1542	Circlip		1	
	16	882.1.006.1A	Needle retaining ring (square cross-section)		1	
	17	821.1.070.1A	Special roller (square cross-section)		6	
	18	182.2.018.1A	Complete gearbox drum		1	
	19	0660.13.060	Shim th. 1		1	
	19	852.1.094.1A	Shim th. 0.9		1	
	20	799.1.025.1A	Fork return spring		1	
	21	0400.09.050	Shim th. 0.5		1	
	21	0765.92.205	Shim th. 0.2		2	
	22	884.5.034.1A	Ring		1	
	23	748.1.040.1A	Nut		1	
	24	180.1.008.1A	Gearbox drum control fork		1	
	25	0660.13.165	Gearchange lever pin		1	

CATALOGUE No: 915.1.210.2A
ISSUED: 12 - 04

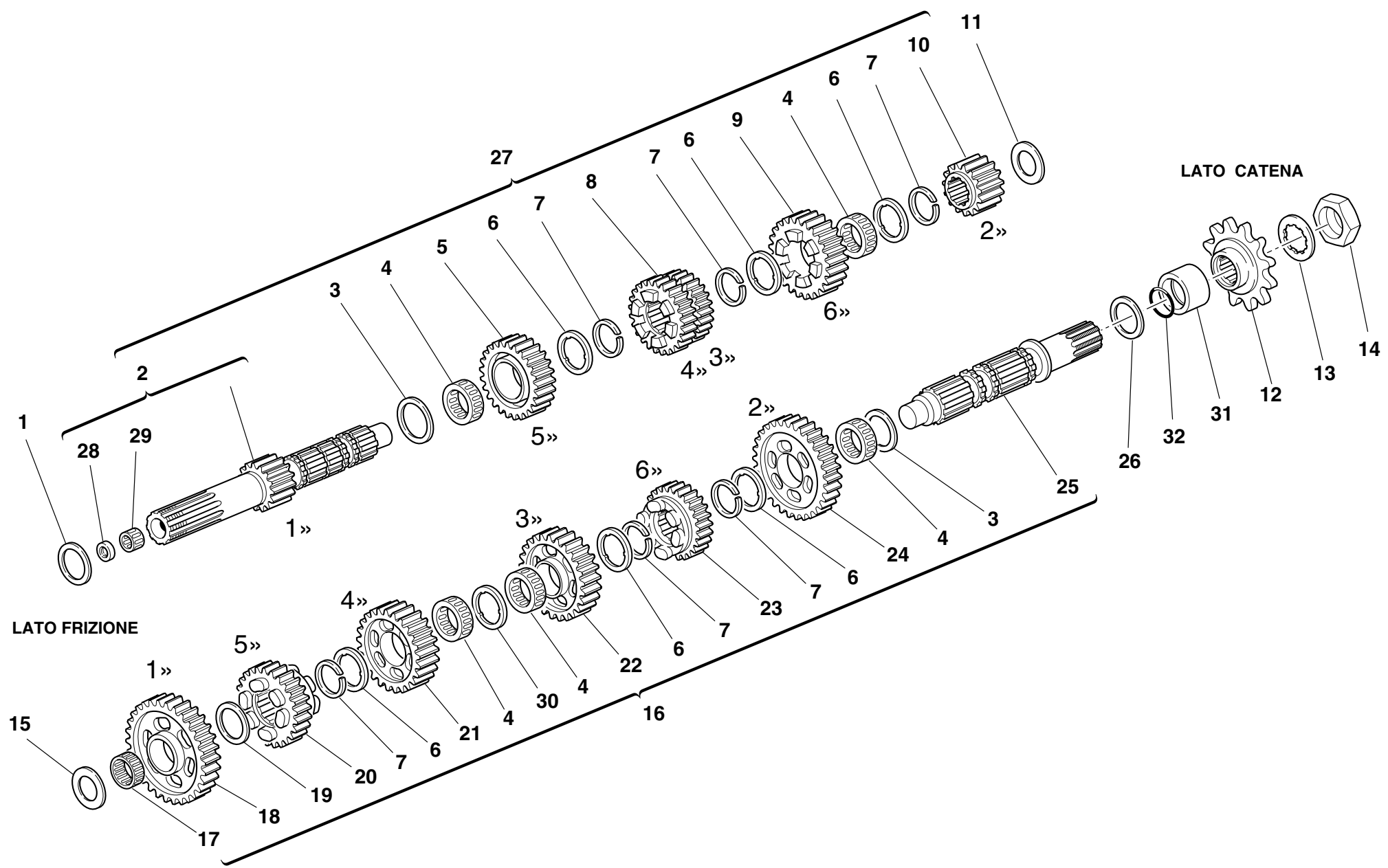
NOTES	NO.	CODE NO.	DESCRIPTION	VALIDITY	Q.TY	
	26	821.1.001.1A	Pin with gearchange lever		1	
	27	0799.13.110	Gearchange lever return spring		1	
	28	771.5.067.8B	Screw		1	
	29	852.1.172.1A	Washer		1	
	30	771.5.123.8B	Screw		1	
	31	852.1.174.1A	Washer		1	
	32	881.1.012.1A	Centering ring		1	
	33	826.1.009.1A	Stopper plate		1	
	34	0400.29.125	Shim th. 0.2		2	
	34	0400.29.126	Shim th. 0.5		1	

CATALOGUE No: 915.1.210.2A
ISSUED: 12 - 04

DRAWING

003

GEAR-BOX



DRAWING

003

GEAR-BOX


NOTES	NO.	CODE NO.	DESCRIPTION	VALIDITY	Q.TY	
	1	0251.47.050	Shim th. 1		1	
	1	0251.47.054	Shim th. 1.2		1	
	2	150.2.006.1B	Gearbox main shaft		1	
	3	0670.16.150	Shim th. 0.5		2	
	4	701.4.005.1A	Needle bearing		5	
	5	172.1.004.1C	Driving gear 5th sp.		1	
	6	856.1.001.1A	Grooved washer th. 0.5		6	
	7	0670.16.145	Snap ring		6	
	8	172.1.003.1C	Driving gear 3rd/4th sp.		1	
	9	172.1.005.1C	Driving gear 6th sp.		1	
	10	172.1.002.1B	Driving gear 2nd sp.		1	
	11	0670.16.164	Shim th. 2		1	
	11	713.1.014.1A	Shim th. 1.5		1	
	11	713.1.014.1E	Shim th. 1.6		1	
	11	713.1.014.1F	Shim th. 1.9		1	
	12	449.1.041.1A	Chain sprocket Z=15		1	
	13	851.1.004.1A	Lock washer		1	
	14	750.1.007.1A	Nut		1	
	15	0670.16.165	Shim th. 2.2		1	
	15	0670.16.184	Shim th. 1		1	
	15	0670.16.185	Shim th. 1.2		1	
	16	150.2.053.2A	Complete lay shaft		1	
	17	76402.0002	Needle bearing		1	
	18	172.1.006.1B	Driven gear 1st sp.		1	
	19	0670.16.155	Shim th. 1		1	
	20	172.1.010.1C	Driven gear 5th sp.		1	
	21	172.1.009.1C	Driven gear 4th sp.		1	

CATALOGUE No:

ISSUED:

915.1.210.2A

12 - 04

NOTES	NO.	CODE NO.	DESCRIPTION	VALIDITY	Q.TY	
	22	172.1.008.1C	Driven gear 3rd sp.		1	
	23	172.1.011.1C	Driven gear 6th sp.		1	
	24	172.1.007.1B	Driven gear 2nd sp.		1	
	25	149.1.032.3A	Gearbox lay shaft		1	
	26	0670.16.170	Shim th. 0.8		1	
	26	0670.16.171	Shim th. 1		1	
	26	852.1.105.1AB	Shim th. 0.9		1	
	26	852.1.105.1AG	Shim th. 0.7		1	
	27	150.2.047.2A	Complete main shaft		1	
	28	930.4.049.1A	Seal ring		1	
	29	702.5.044.1A	Needle bearing		1	
	30	856.1.031.1A	Grooved washer th. 0.5		1	
	31	713.1.157.1A	Spacer		1	
	32	930.4.023.1A	O-ring		1	

CATALOGUE No:

ISSUED:

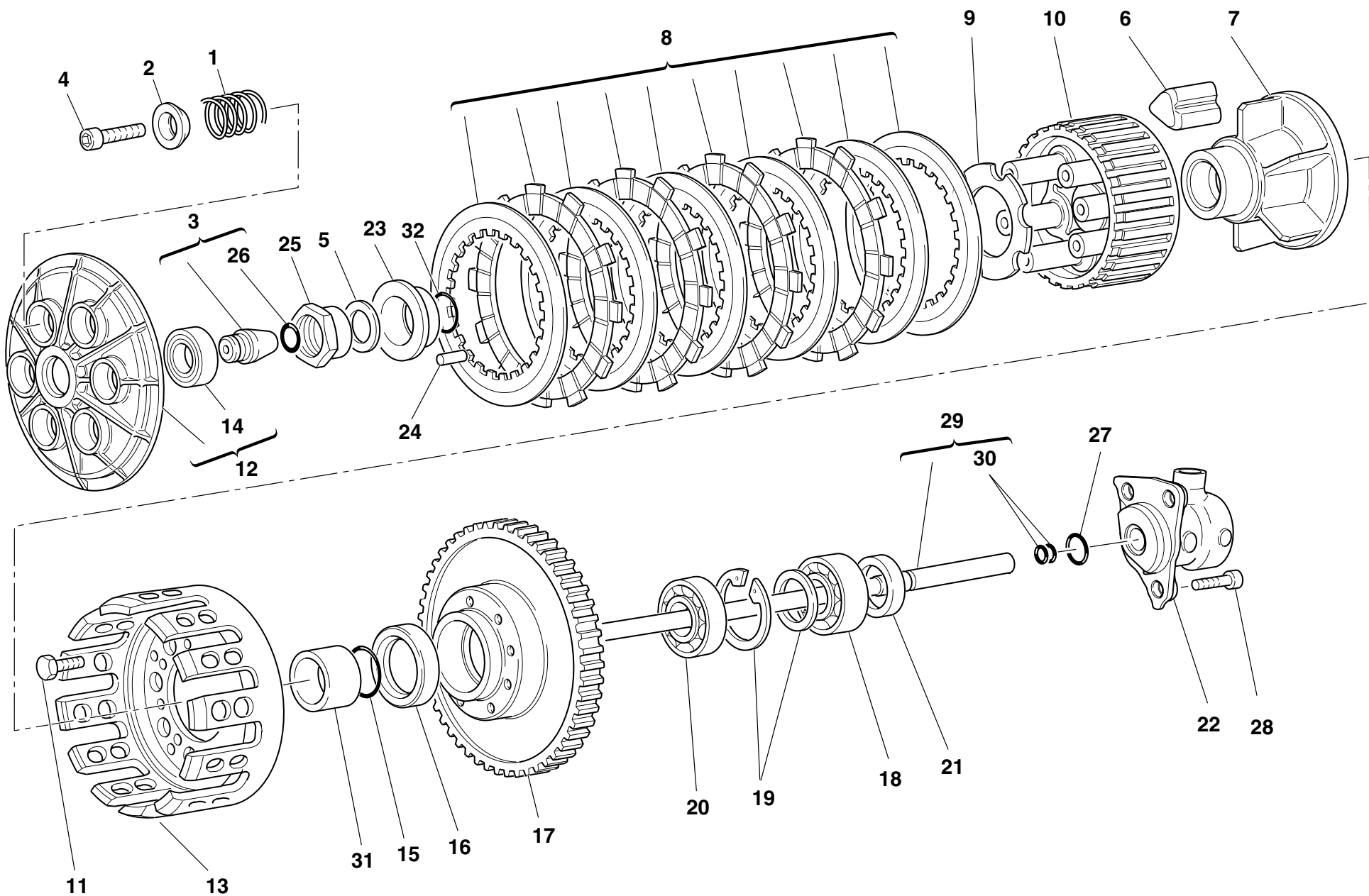
915.1.210.2A

12 - 04

DRAWING

004


CLUTCH



DRAWING **004** **CLUTCH**

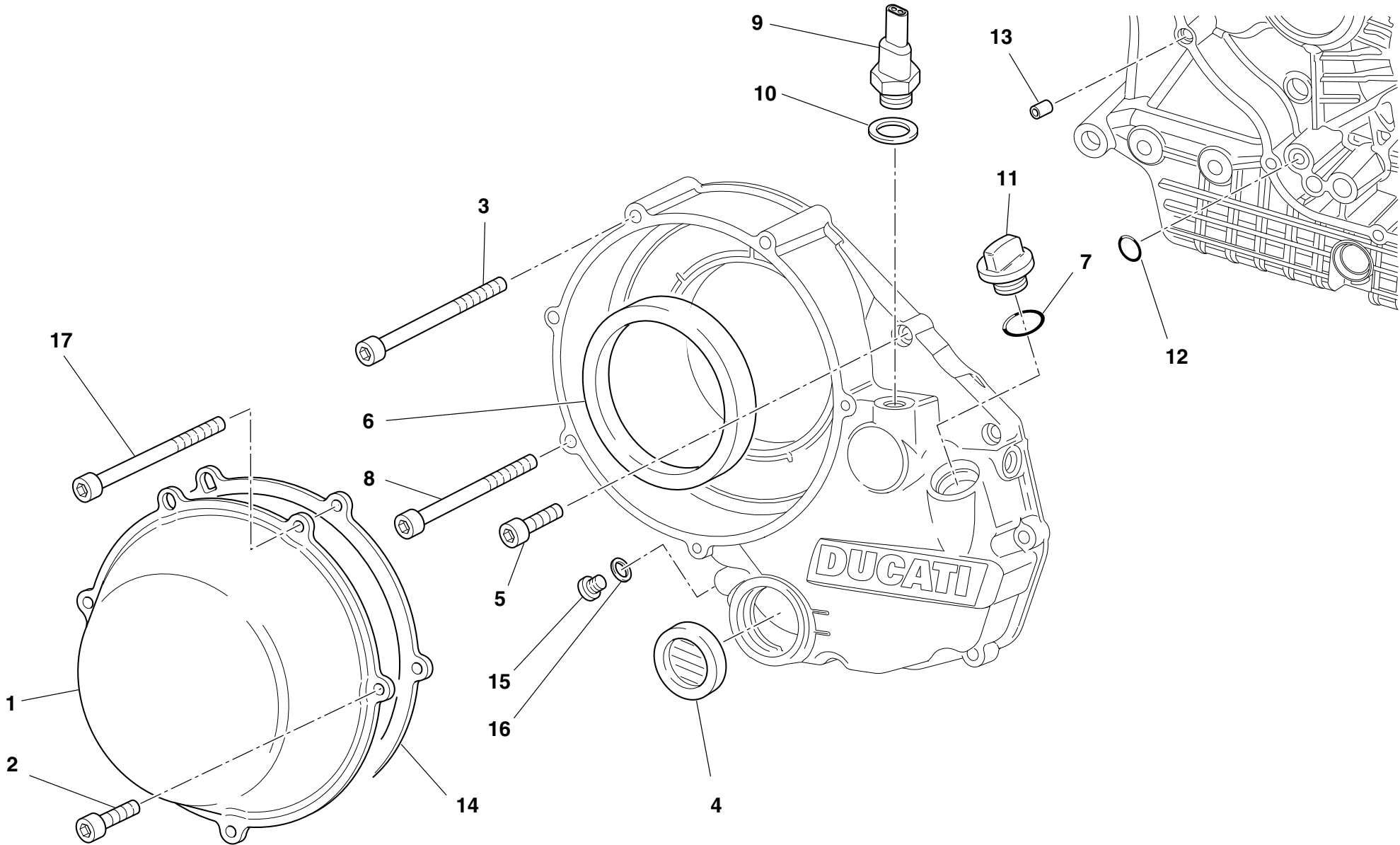
NOTES	NO.	CODE NO.	DESCRIPTION	VALIDITY	Q.TY	
	1	0659.16.555	Clutch spring		6	
	2	841.1.002.2A	Retainer		6	
	3	818.2.009.1A	Clutch control pin		1	
	4	771.5.043.8B	Screw		6	
	5	851.4.001.1A	Lock washer		1	
	6	764.1.003.1B	Rubber pad		12	
	7	162.1.001.1B	Plate holder hub		1	
	8	190.2.011.1A	Clutch plates set		1	
	9	851.1.001.1B	Lock washer		1	
	10	196.1.001.2B	Clutch drum		1	
	11	70610.8120	Screw		8	
	12	194.2.015.1A	Pressure plate		1	
	13	198.1.003.2C	Clutch housing		1	
	14	702.5.016.1A	Bearing		1	
	15	463.2.053.7A	O-ring		1	
	16	930.4.035.1A	Seal ring		1	
	17	170.2.032.1A	Clutch/crankshaft gears pair		1	
	18	75113.2566	Bearing		1	
	19	881.2.001.1A	Circlip - spacer		1	
	20	702.4.017.1A	Bearing		1	
	21	0660.16.145	Spacer		1	
	22	195.4.003.1A	Piston assembly		1	
	23	710.1.002.1A	Bush		1	
	24	74224.0570	Pin		1	
	25	750.1.002.1B	Nut		1	
	26	0400.17.030	O-ring		1	
	27	886.4.043.1A	O-ring		1	

CATALOGUE No: 915.1.210.2A
ISSUED: 12 - 04


NOTES	NO.	CODE NO.	DESCRIPTION	VALIDITY	Q.TY	
	28	771.5.065.2BB	Screw		3	
	29	117.2.006.1A	Clutch control rod		1	
	30	93823.2018	O-ring		2	
	31	713.1.012.1B	Spacer		1	
	32	93823.0128	O-ring		1	

CATALOGUE No: 915.1.210.2A
ISSUED: 12 - 04

DRAWING 005 CLUTCH COVER

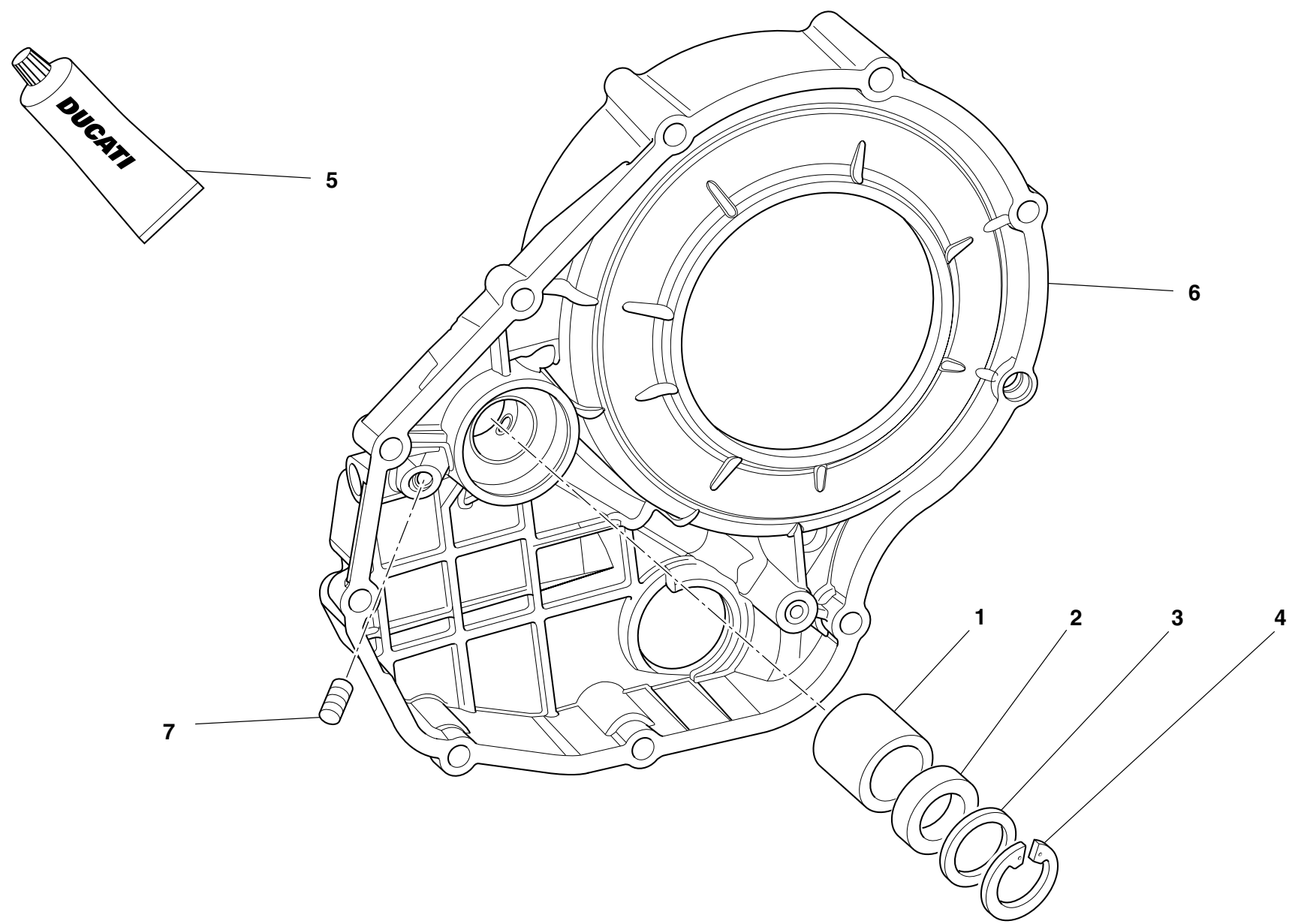


DRAWING **005** **CLUTCH COVER**

NOTES	NO.	CODE NO.	DESCRIPTION	VALIDITY	Q.TY	
	1	243.1.025.1AD	Clutch protection cover		1	
	2	771.1.026.1A	Screw		2	
	3	771.5.078.8B	Screw		1	
	4	254.4.001.1A	Oil level sight glass		1	
	5	771.5.069.8B	Screw		6	
	6	930.4.034.1A	Ring		1	
	7	93823.2082	O-ring		1	
	8	771.1.027.1A	Screw		2	
	9	539.4.030.1A	Switch		1	
	10	852.1.195.1A	Gasket th.2		1	
	11	893.1.005.1A	Cap		1	
	12	93827.0114	O-ring		1	
	13	0400.49.240	Locating bush		1	
	14	788.1.052.1A	Clutch cover gasket		1	
	15	780.5.001.1A	Cap		1	
	16	852.5.024.1A	Gasket th.1		1	
	17	771.5.079.8B	Screw		1	

NOTES	NO.	CODE NO.	DESCRIPTION	VALIDITY	Q.TY	
-------	-----	----------	-------------	----------	------	---


DRAWING 005a CLUTCH COVER



DRAWING

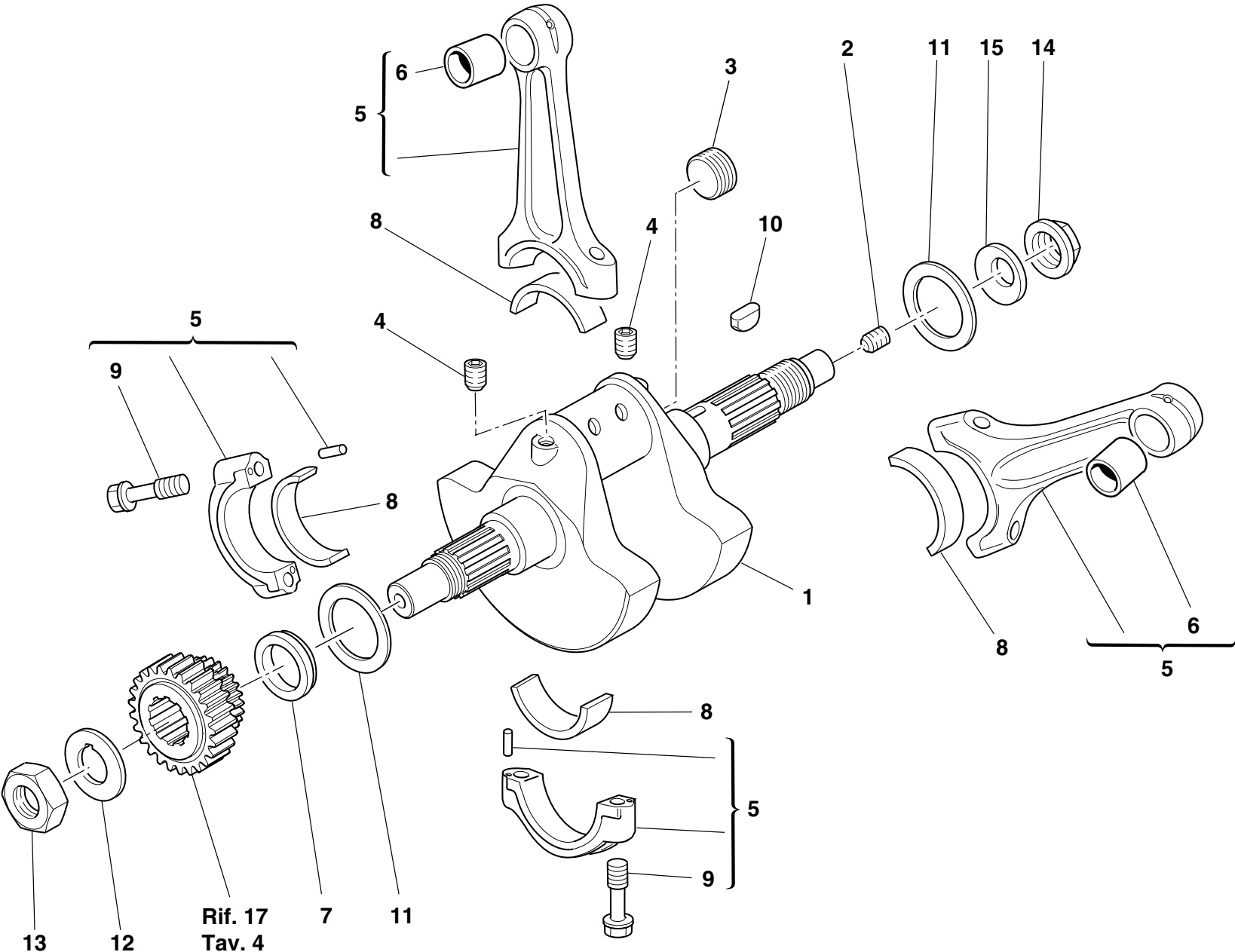
005a

CLUTCH COVER

NOTES	NO.	CODE NO.	DESCRIPTION	VALIDITY	Q.TY	
	1	0665.49.680	Bush		1	
	2	930.4.021.1A	Seal ring		1	
	3	852.1.135.1A	Shim th. 1		1	
	4	884.5.013.1A	Circlip		1	
	5	94247.0014	Fluid sealant		1	
	6	243.2.038.3A	Cover clutch side		1	
	7	417.6.011.3A	Threaded dowel		1	

NOTES	NO.	CODE NO.	DESCRIPTION	VALIDITY	Q.TY	
-------	-----	----------	-------------	----------	------	---


DRAWING 006 CRANKSHAFT



DRAWING

006

CRANKSHAFT

NOTES	NO.	CODE NO.	DESCRIPTION	VALIDITY	Q.TY	
	1	146.2.108.1A	Crankshaft		1	
	2	779.1.109.1A	Special screw		1	
	3	780.1.016.1A	Cap		1	
	4	72121.2106	Threaded dowel		2	
	5	158.2.020.1A	Connecting rods pair		1	
	6	711.1.089.1A	Bush		2	
	7	710.1.061.1A	Spacer		1	
	8	112.1.026.1AA	Half-bearing (RED)		2	
	8	112.1.026.1AB	Half-bearing (BLUE)		2	
	9	779.1.007.2A	Special screw		4	
	10	0755.29.025	Woodruff key		1	
	11	852.1.104.1A	Shim th. 1.9		2	
	11	852.1.104.1B	Shim th. 1.95		2	
	11	852.1.104.1C	Shim th. 2		2	
	11	852.1.104.1D	Shim th. 2,05		2	
	11	852.1.104.1E	Shim th. 2,1		2	
	11	852.1.104.1F	Shim th. 2,15		2	
	11	852.1.104.1G	Shim th. 2.2		2	
	11	852.1.104.1H	Shim th. 2.25		2	
	11	852.1.104.1I	Shim th. 2.3		2	
	11	852.1.104.1J	Shim th. 2.35		2	
	11	852.1.104.1K	Shim th. 2,4		2	
	11	852.1.104.1L	Shim th. 2,45		2	
	11	852.1.104.1M	Shim th. 2.5		2	
	11	852.1.104.1N	Shim th. 2.55		2	
	12	851.1.010.1A	Lock washer		1	
	13	750.1.057.1A	Nut		1	

CATALOGUE No:

ISSUED:

915.1.210.2A

12 - 04

NOTES	NO.	CODE NO.	DESCRIPTION	VALIDITY	Q.TY	
	14	750.1.012.2A	Nut		1	
	15	799.1.051.2A	Spring washer		1	

CATALOGUE No:

ISSUED:

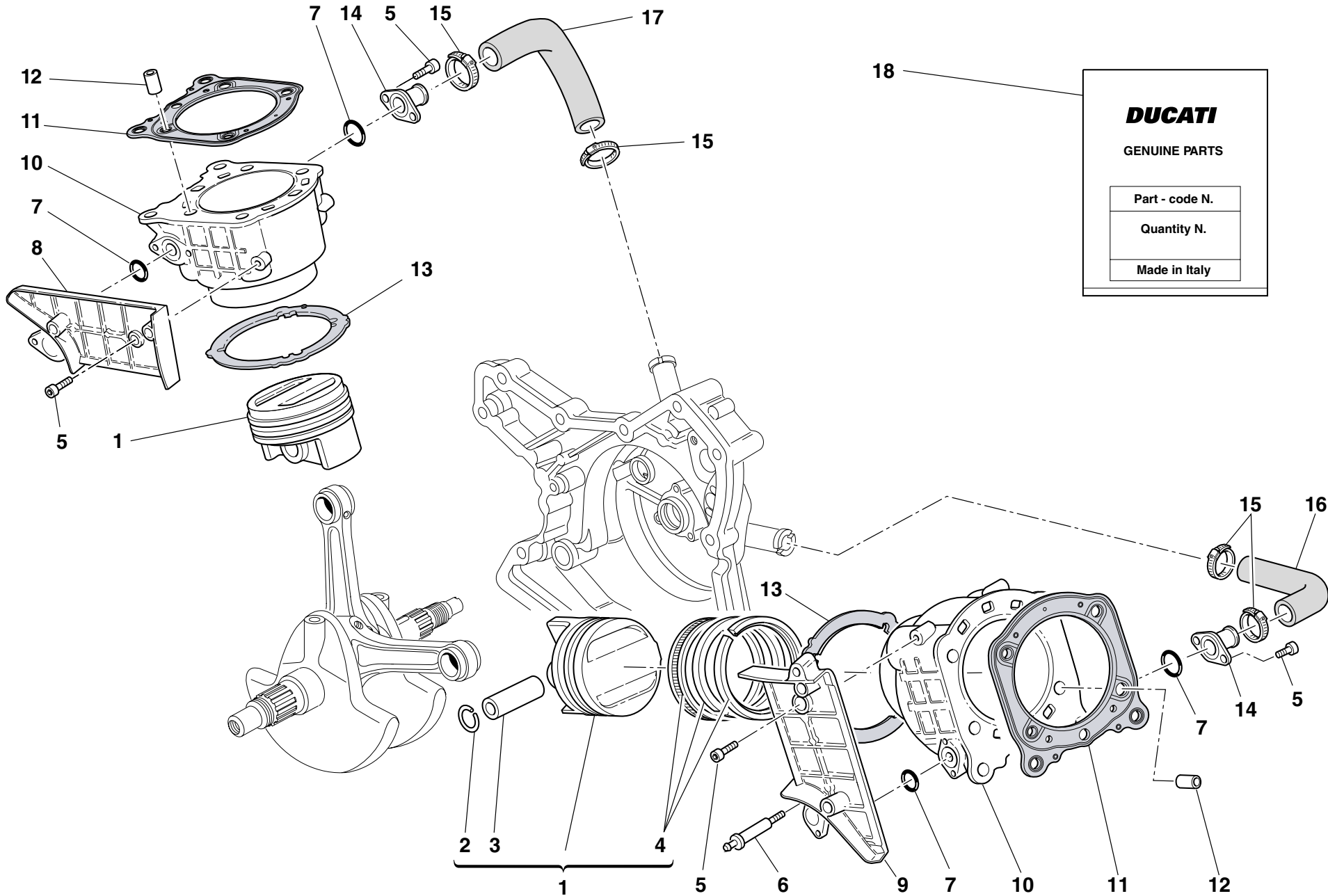
915.1.210.2A

12 - 04


DRAWING

007

CYLINDERS - PISTONS

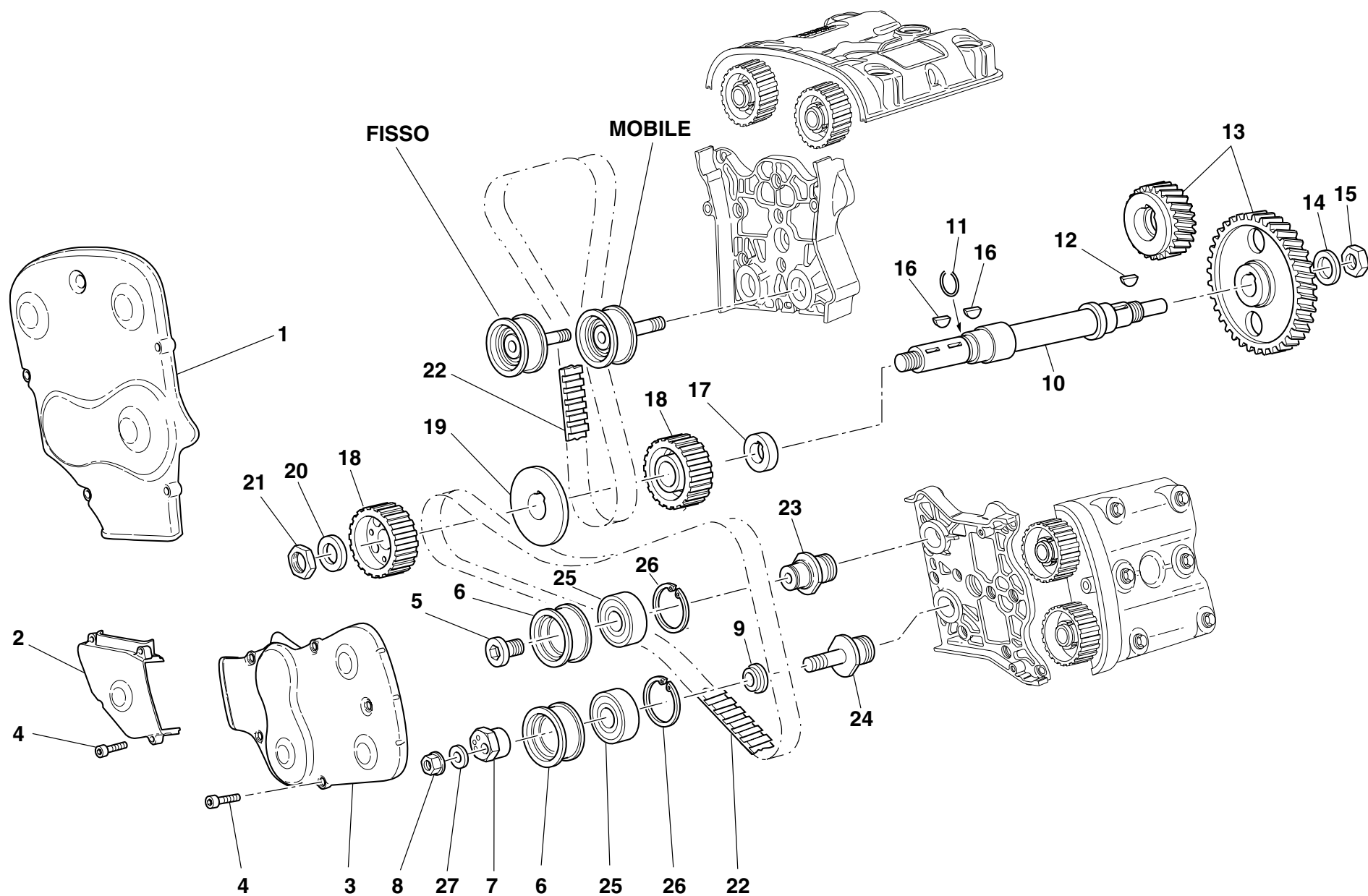


DRAWING **007** CYLINDERS - PISTONS

NOTES	NO.	CODE NO.	DESCRIPTION	VALIDITY	Q.TY	
	1	122.2.064.1A	Complete piston ø100		2	
	2	121.1.079.1A	Piston pin circlip		4	
	3	121.1.078.2A	Piston pin		2	
	4	121.2.031.1A	Piston rings set		2	
	5	771.5.065.8B	Screw		9	
	6	779.1.201.1A	Stud bolt		1	
	7	886.5.011.1A	O-Ring		4	
	8	247.1.120.1A	Cover		1	
	9	247.1.155.1A	Cover		1	
	10	120.2.083.4A	Cylinder-piston fit		2	
	11	786.1.055.3A	Head-cylinder gasket		2	
	12	711.1.093.2A	Bush		4	
	13	786.1.056.1A	Cylinder-crankcase gasket th. 0.4		2	
	14	814.1.081.1A	Water inlet union to cylinders		2	
	15	741.4.002.1A	Hose guide		4	
	16	800.1.008.1A	Horizontal cylinder water inlet hose		1	
	17	800.1.007.1A	Vertical cylinder water inlet hose		1	
	18	791.2.028.1A	Gaskets set		1	

NOTES	NO.	CODE NO.	DESCRIPTION	VALIDITY	Q.TY	
-------	-----	----------	-------------	----------	------	---

DRAWING 008 TIMING



DRAWING **008** **TIMING**

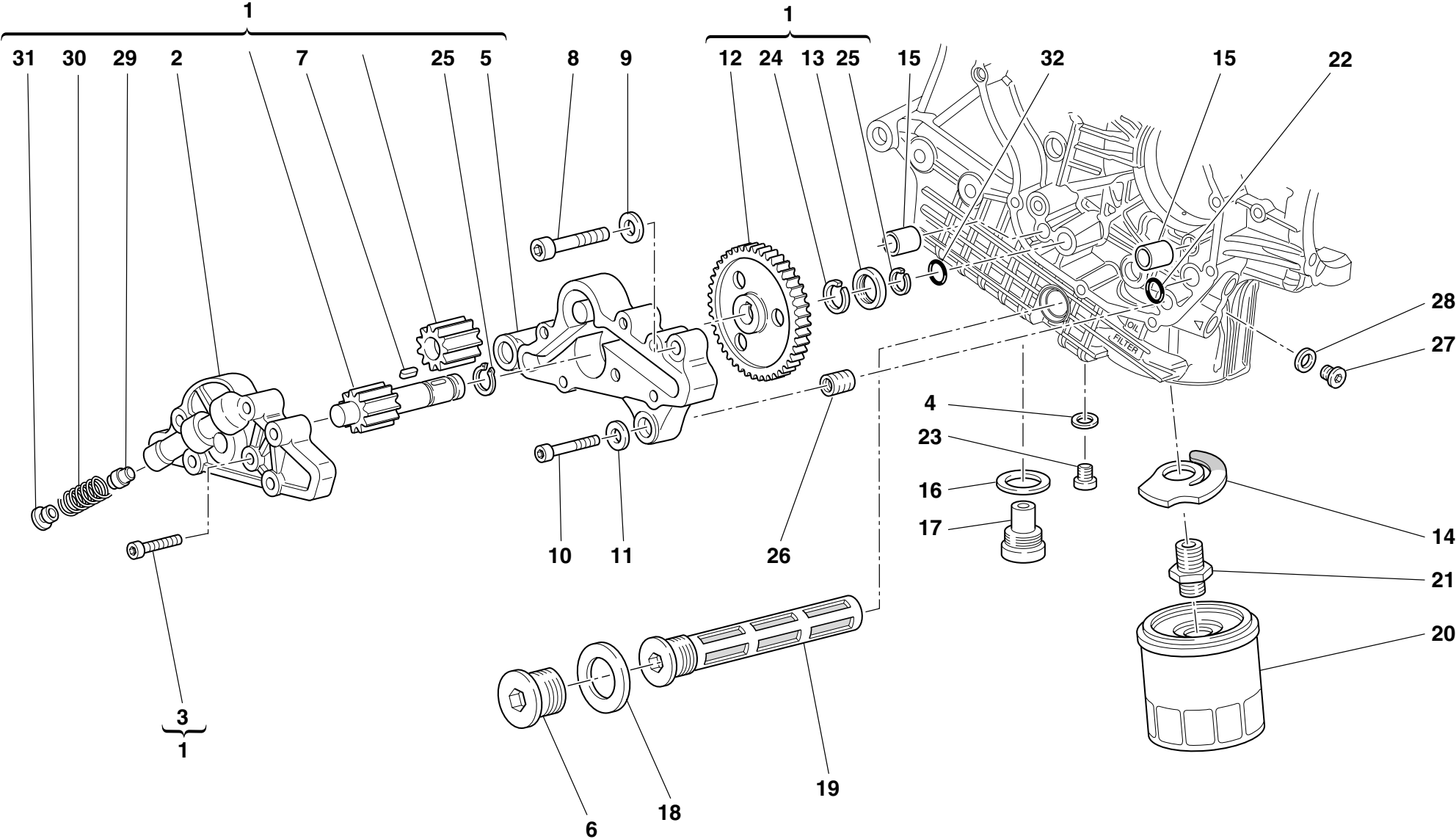
NOTES	NO.	CODE NO.	DESCRIPTION	VALIDITY	Q.TY	
	1	245.1.045.1A	Vertical belt outer cover		1	
	2	245.1.027.1A	Outer central cover		1	
	3	245.1.046.1A	Horizontal belt outer cover		1	
	4	773.5.069.8B	Screw		13	
	5	779.1.187.1A	Setscrew		2	
	6	451.1.018.2A	Bush		4	
	7	451.1.020.1C	Tensioner eccentric		2	
	8	748.1.044.1A	Nut		2	
	9	713.1.144.1A	Spacer		2	
	10	147.1.014.1A	Timing lay shaft		1	
	11	882.1.003.1A	Snap ring		1	
	12	0755.29.025	Woodruff key		1	
	13	171.2.020.2B	Timing gears pair		1	
	14	851.1.013.1A	Lock washer		1	
	15	0124.40.060	Hexagon nut		1	
	16	74172.1008	Woodruff key		2	
	17	716.1.073.2A	Spacer		1	
	18	255.1.010.2B	Timing belt roller		2	
	19	856.1.062.2A	Belt roller separating washer		1	
	20	716.1.072.2A	Spacer		1	
	21	72944.1542	Elastic-stop ring nut		1	
	22	737.4.012.4A	Timing drive toothed belt		2	
	23	451.1.017.1A	Fixed tensioner roller pin		2	
	24	451.1.019.1C	Movable tensioner roller pin		2	
	25	702.4.058.1A	Bearing		4	
	26	7350.33.804	Circlip		4	
	27	853.1.002.1A	Spring washer		2	

CATALOGUE No: 915.1.210.2A
ISSUED: 12 - 04

NOTES	NO.	CODE NO.	DESCRIPTION	VALIDITY	Q.TY	
-------	-----	----------	-------------	----------	------	---

CATALOGUE No: 915.1.210.2A
ISSUED: 12 - 04

DRAWING 009 FILTERS AND OIL PUMP



DRAWING

009

FILTERS AND OIL PUMP


NOTES	NO.	CODE NO.	DESCRIPTION	VALIDITY	Q.TY	
	1	174.2.025.5A	Complete oil pump		1	
	2	247.1.174.1A	Pump cover		1	
	3	773.5.069.8B	Screw		6	
	4	852.1.120.1A	Aluminium gasket		1	
	5	250.1.038.1A	Pump body		1	
	6	873.1.037.1A	Cap		1	
	7	680.1.001.1B	Woodruff key		1	
	8	771.5.129.8B	Screw		2	
	9	853.1.002.1A	Spring washer		2	
	10	771.5.069.8B	Screw		1	
	11	853.1.004.1A	Spring washer		1	
	12	174.1.025.1A	Pump drive gear		1	
	13	710.1.001.1A	Bush		1	
	14	799.2.077.2A	Bypass spring		1	
	15	0759.49.280	Locating bush		2	
	16	220.3.208.3A	Gasket		1	
	17	780.2.047.1A	Oil drain plug with magnet		1	
	18	852.5.005.1A	Gasket th.1,5		1	
	19	894.2.009.1A	Oil filter		1	
	20	444.4.003.4A	Oil filter cartridge		1	
	21	0670.49.910	Nipple		1	
	22	93827.0114	O-ring		1	
	23	779.1.198.2A	Cap		1	
	24	884.4.042.1A	Snap ring		1	
	25	884.5.036.1A	Circlip		2	
	26	0670.49.310	Reduction bush		1	
	27	779.1.162.2A	Cap		1	

CATALOGUE No:

ISSUED:

915.1.210.2A

12 - 04

NOTES	NO.	CODE NO.	DESCRIPTION	VALIDITY	Q.TY	
	28	852.1.195.1A	Gasket th.2		1	
	29	593.1.018.1A	Bypass valve		1	
	30	799.1.055.1A	Bypass spring		1	
	31	780.1.018.1A	Bypass cap		1	
	32	886.4.037.1A	O-ring		1	

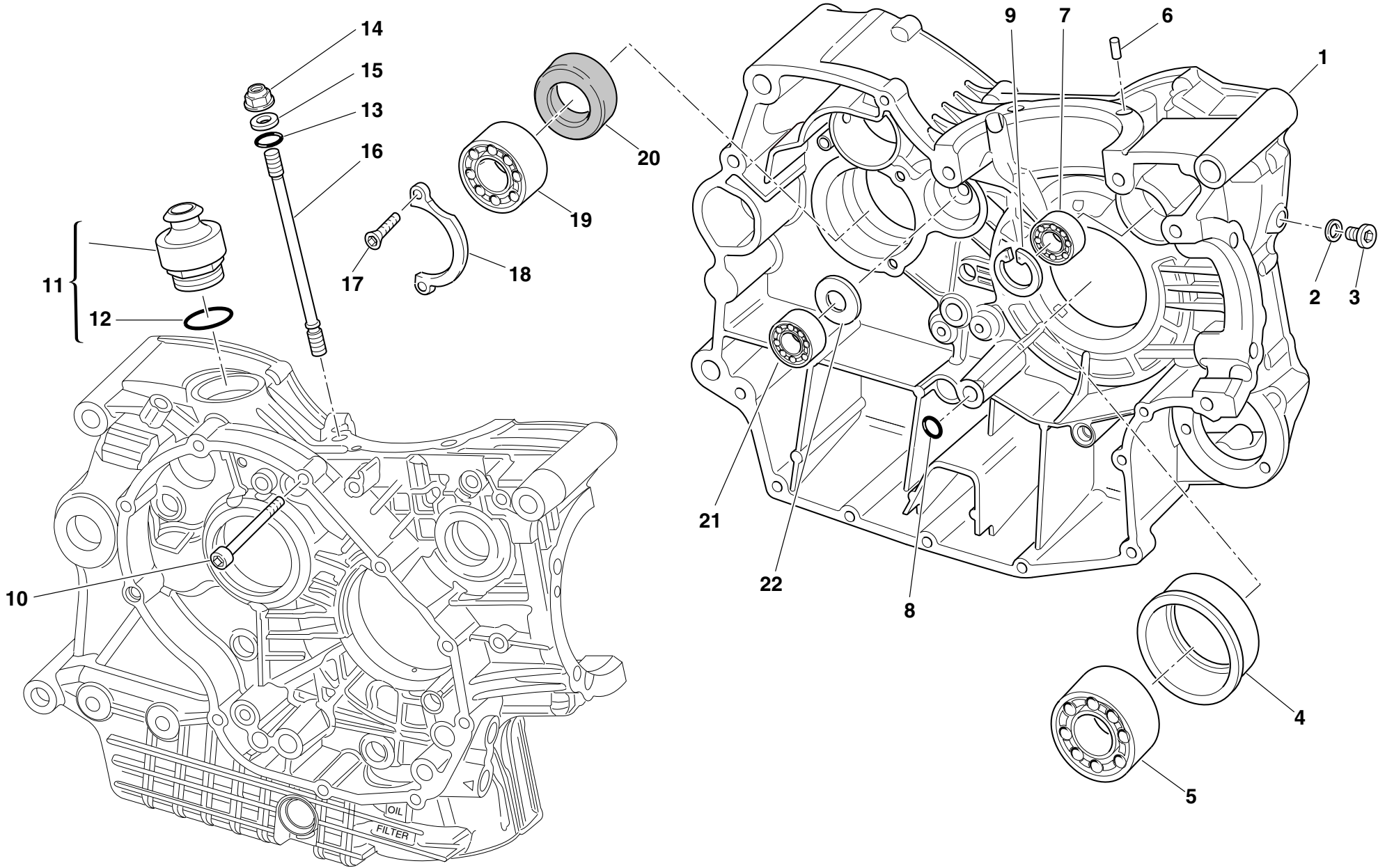
CATALOGUE No:

ISSUED:

915.1.210.2A

12 - 04


DRAWING 010 HALF CRANKCASES



DRAWING

010

HALF CRANKCASES

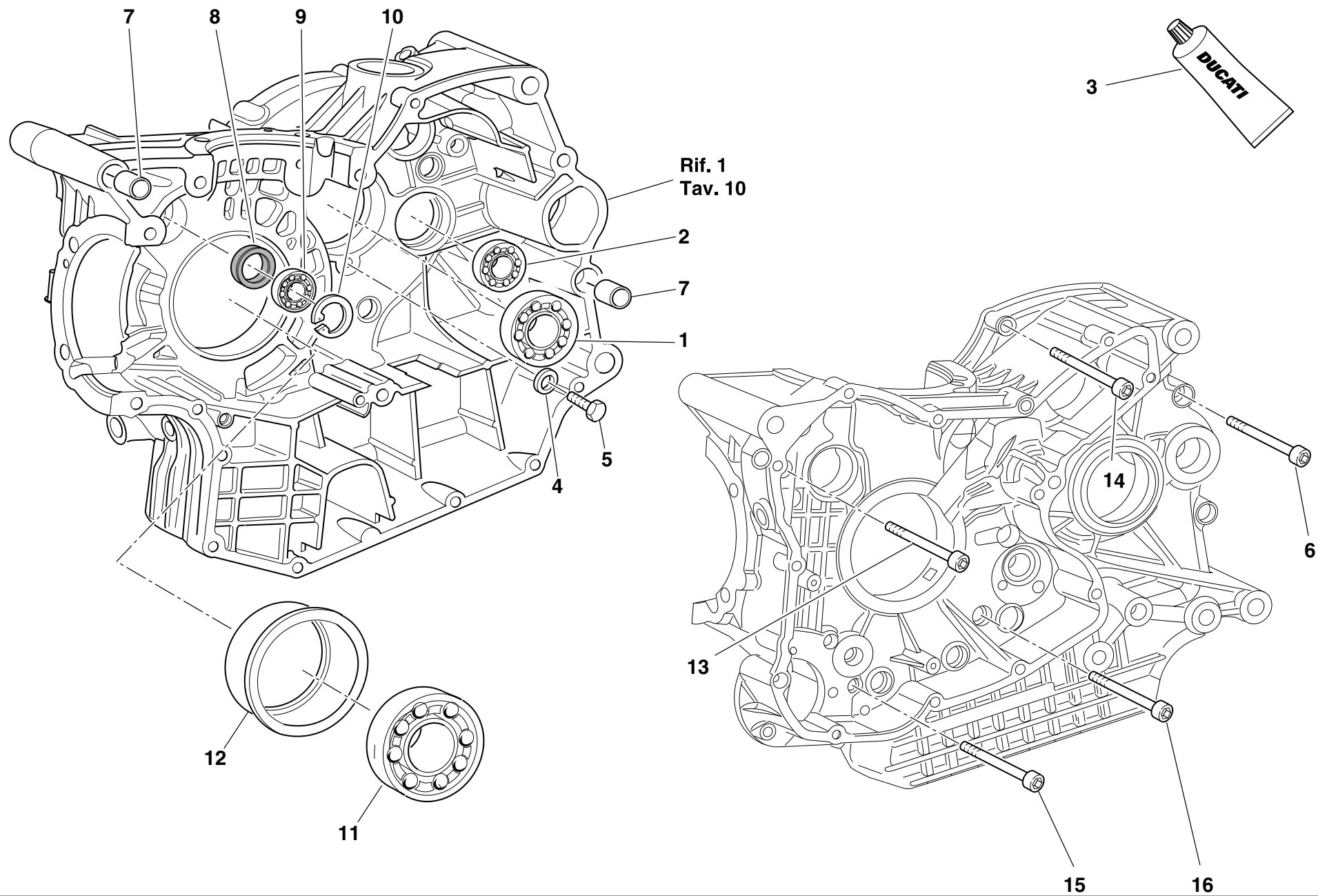
NOTES	NO.	CODE NO.	DESCRIPTION	VALIDITY	Q.TY	
	1	225.2.069.2A	Complete half-crankcases pair		1	
	2	852.5.026.1A	Aluminium gasket th.1,5		1	
	3	779.1.026.2A	Screw		1	
	4	710.1.070.1A	Bearing holder bush		1	
	5	75191.3380	Bearing		1	
	6	0011.52.010	Locating dowel		2	
	7	702.5.008.1A	Bearing		1	
	8	93827.0114	O-ring		1	
	9	73503.3380	Circlip		1	
	10	771.5.136.8B	Screw		2	
	11	593.1.003.1B	Breather valve		1	
	12	93823.3156	O-ring		1	
	13	0400.17.030	O-ring		8	
	14	748.1.038.1A	Nut		8	
	15	856.1.064.2A	Special washer		8	
	16	766.1.024.2A	Stud bolt for fastening head cylinder		8	
	17	72094.1616	Screw		2	
	18	826.1.012.1A	Keep plate		1	
	19	702.4.013.1A	Bearing		1	
	20	930.4.022.1A	Seal ring		1	
	21	702.4.033.1A	Bearing		1	
	22	0370.49.250	Washer		1	

NOTES	NO.	CODE NO.	DESCRIPTION	VALIDITY	Q.TY	
-------	-----	----------	-------------	----------	------	---

DRAWING

010a


HALF CRANKCASES



DRAWING

010a

HALF CRANKCASES

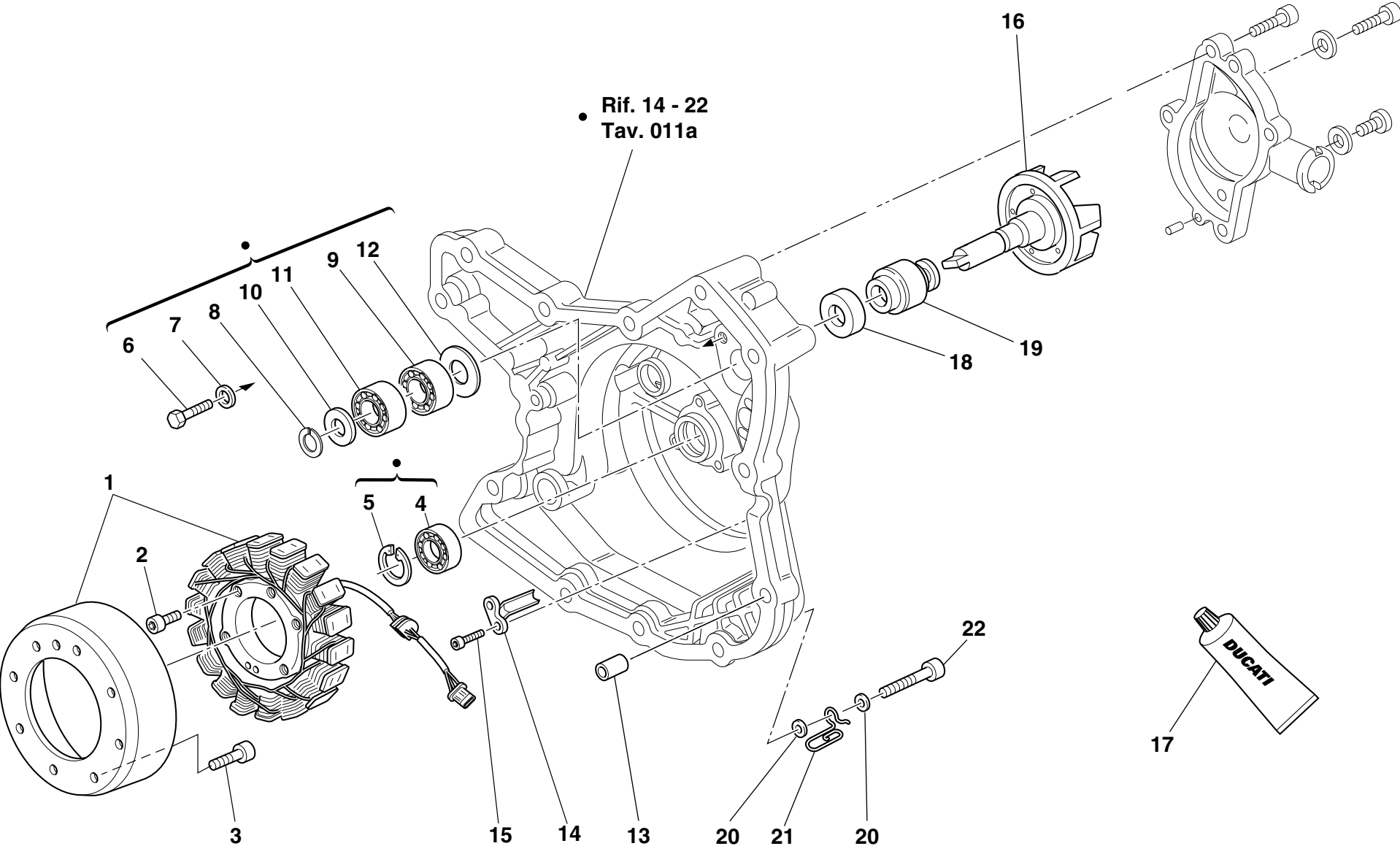
NOTES	NO.	CODE NO.	DESCRIPTION	VALIDITY	Q.TY	
	1	702.5.019.1A	Bearing		1	
	2	702.4.033.1A	Bearing		1	
	3	94247.0014	Fluid sealant		1	
	4	713.1.140.1A	Spacer		2	
	5	770.5.250.8B	Screw		2	
	6	771.5.136.8B	Screw		4	
	7	711.1.095.1A	Bush		2	
	8	93785.1830	Seal ring		1	
	9	75794.1542	Bearing		1	
	10	73503.3380	Circlip		1	
	11	702.4.020.1A	Bearing		1	
	12	710.1.069.1A	Bearing holder bush		1	
	13	417.6.082.9A	Screw		2	
	14	771.5.072.8B	Screw		8	
	15	771.5.080.8B	Screw		2	
	16	779.1.029.2A	Special screw		1	

NOTES	NO.	CODE NO.	DESCRIPTION	VALIDITY	Q.TY	
-------	-----	----------	-------------	----------	------	---


DRAWING

011

WATER PUMP - ALTERNATOR COVER

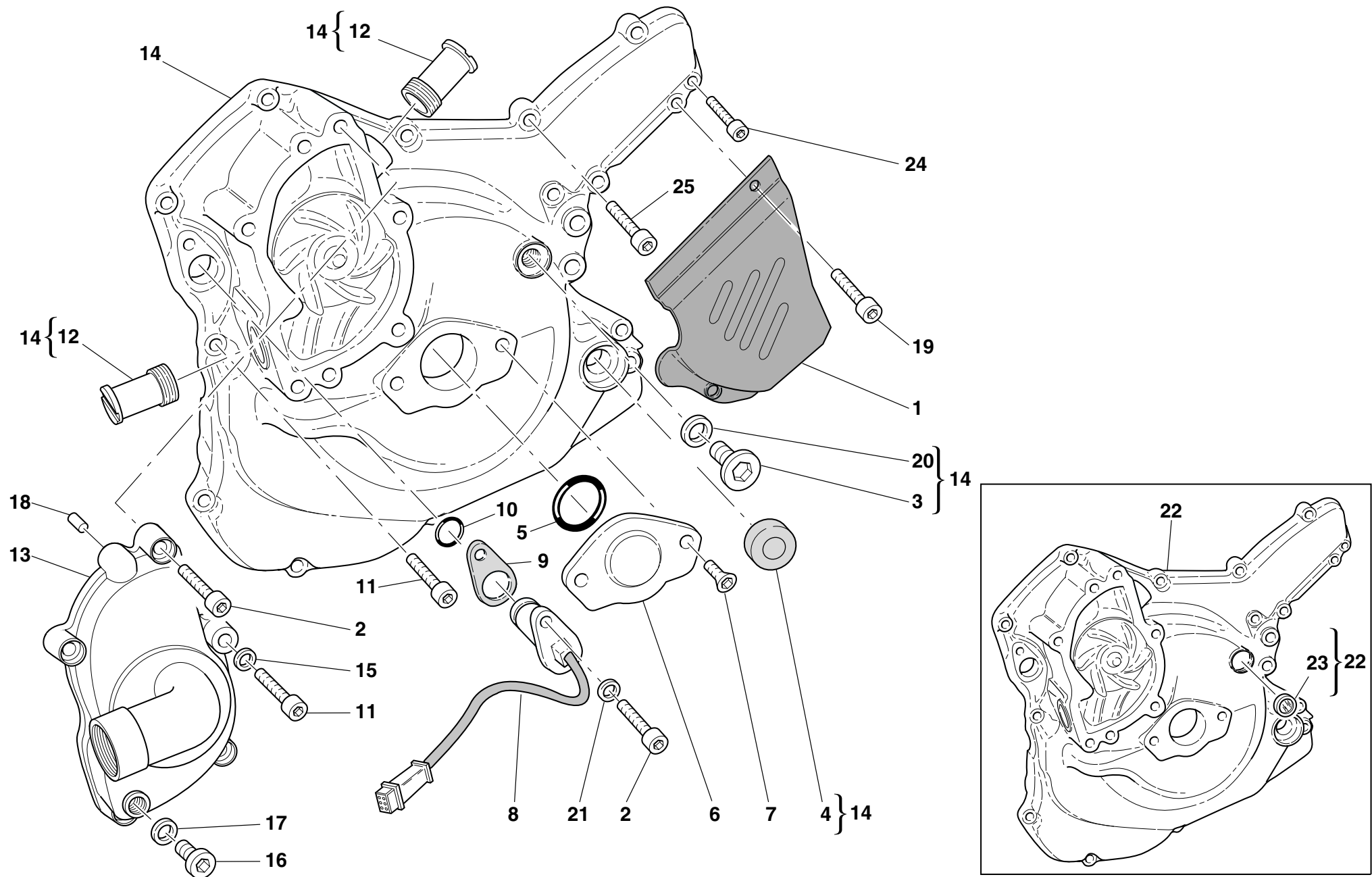


DRAWING **011** WATER PUMP - ALTERNATOR COVER


NOTES	NO.	CODE NO.	DESCRIPTION	VALIDITY	Q.TY	
	1	264.4.014.3B	Generator "DENSO"		1	
	2	771.5.073.8B	Screw		3	
	3	779.4.075.1A	Screw		8	
	4	702.5.008.1A	Bearing		1	
	5	73503.3380	Circlip		1	
	6	770.5.250.8B	Screw		2	
	7	852.1.172.1A	Washer		2	
	8	884.5.011.1A	A 10 Ring		1	
	9	702.4.010.2A	Bearing		1	
	10	852.1.114.1A	Washer		1	
	11	702.4.009.1A	Bearing		1	
	12	713.1.128.1B	Spacer		1	
	13	0400.49.240	Locating bush		2	
	14	830.1.144.1A	Bracket		1	
	15	771.5.040.8B	Screw		2	
	16	251.2.009.1A	Water pump fan		1	
	17	94247.0014	Fluid sealant		1	
	18	930.5.005.1A	Seal		1	
	19	930.5.006.2B	Mechanical seal		1	
	20	734306N01	Washer		2	
	21	881.1.030.1A	Holder		1	
	22	771.5.072.2B	Screw		1	

NOTES	NO.	CODE NO.	DESCRIPTION	VALIDITY	Q.TY	
-------	-----	----------	-------------	----------	------	---

DRAWING 011a WATER PUMP - ALTERNATOR COVER

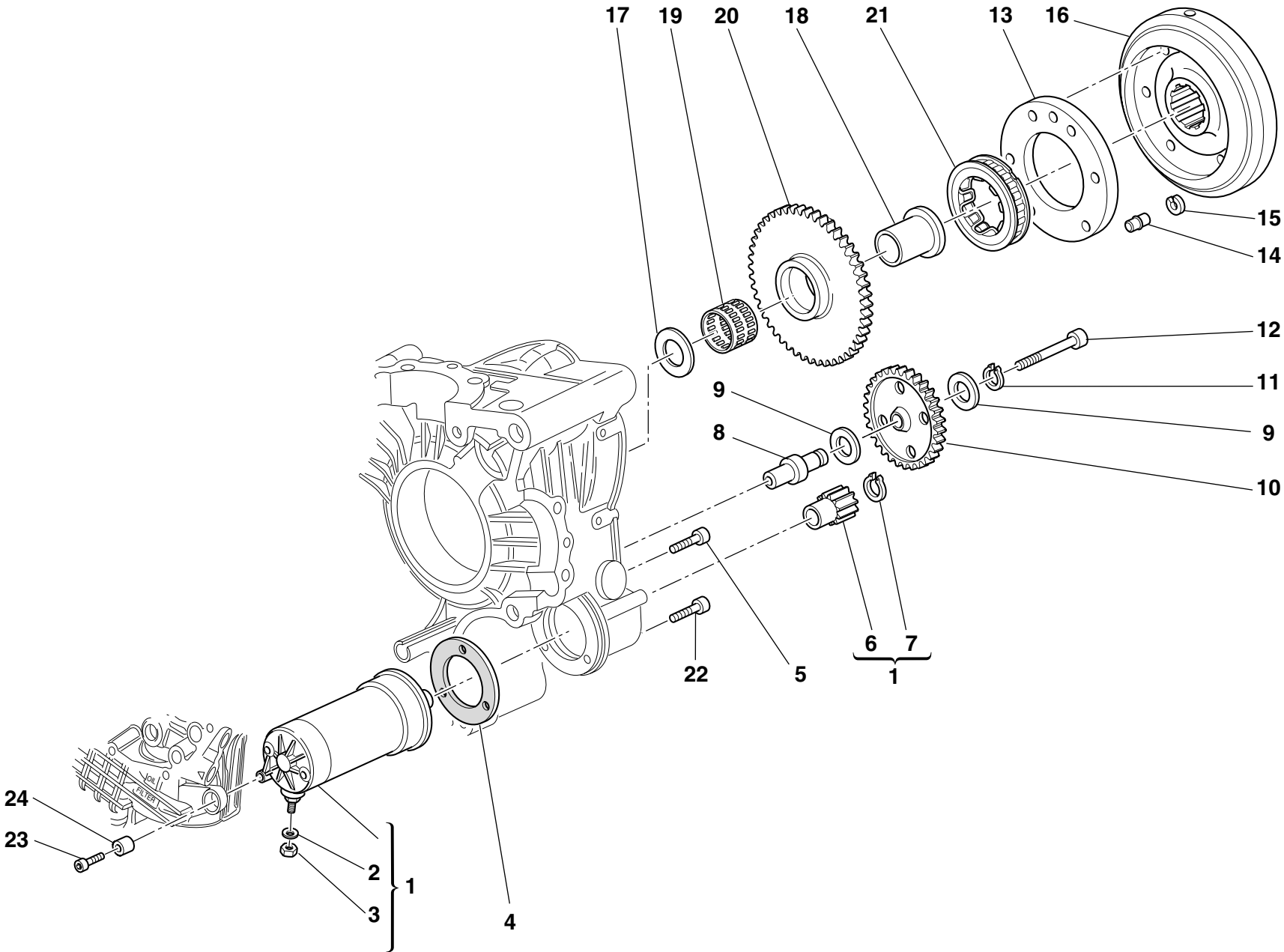


DRAWING 011a WATER PUMP - ALTERNATOR COVER

NOTES	NO.	CODE NO.	DESCRIPTION	VALIDITY	Q.TY	
	1	247.1.083.1AE	Chain cover		1	
	2	771.5.066.8B	Screw		5	
	3	779.1.198.2A	Cap		1	
	4	93783.1524	Seal ring		1	
	5	886.4.035.1A	O-ring		1	
	6	247.1.002.1BC	Cover		1	
	7	777.5.049.8B	Screw		2	
	8	552.4.020.1A	Sensor		1	
	9	788.1.066.1AA	Gasket th.0,6		2	
	9	788.1.066.1AB	Gasket th.0,8		1	
	9	788.1.066.1AC	Gasket th.1,0		1	
	10	886.4.003.1A	O-ring		1	
	11	771.5.069.8B	Screw		9	
	12	668.1.001.3A	Water pump delivery filler		2	
	13	247.2.166.2A	Complete water pump cover		1	
	14	242.2.062.1A	Generator cover		1	
	15	852.5.023.1A	Gasket		1	
	16	780.5.001.1A	Cap		1	
	17	420.2.001.0A	Gasket th.1		1	
	18	0011.52.010	Locating dowel		2	
	19	771.5.065.8B	Screw		2	
	20	852.1.120.1A	Aluminium gasket		1	
	21	734006N01	Spring washer		1	
	22	242.2.038.2BB	Generator cover		1	
	23	254.1.001.1A	Oil level sight glass		1	

NOTES	NO.	CODE NO.	DESCRIPTION	VALIDITY	Q.TY	
-------	-----	----------	-------------	----------	------	---


DRAWING **012** ELECTRIC STARTER AND IGNITION



DRAWING

012

ELECTRIC STARTER AND IGNITION

NOTES	NO.	CODE NO.	DESCRIPTION	VALIDITY	Q.TY	
	1	270.4.005.1A	Complete starter motor		1	
	2	853.1.003.1A	Spring washer		1	
	3	750.1.121.1A	Nut		1	
	4	788.1.054.1A	Starter motor gasket		1	
	5	771.5.066.8B	Screw		2	
	6	176.1.001.1A	Starter motor sprocket		1	
	7	884.5.036.1A	Circlip		1	
	8	0660.50.020	Intermediate gear pin		1	
	9	856.1.071.1A	Washer		2	
	10	176.1.009.1A	Intermediate gear assembly		1	
	11	73500.1440	Circlip		1	
	12	771.5.078.8B	Screw		1	
	13	160.1.057.1A	Flange		1	
	14	863.1.002.1A	Locating pin		1	
	15	882.1.012.1A	Check ring		1	
	16	276.1.025.1B	Ignition flywheel		1	
	17	0619.50.065	Washer		1	
	18	881.1.010.1C	Inner ring		1	
	19	701.4.003.1A	Needle bearing		1	
	20	173.1.012.3A	Electric starter driven gear		1	
	21	701.4.007.1A	Starter clutch		1	
	22	771.5.069.8B	Screw		1	
	23	771.5.071.8B	Screw		1	
	24	700.1.036.1A	Threaded insert		1	

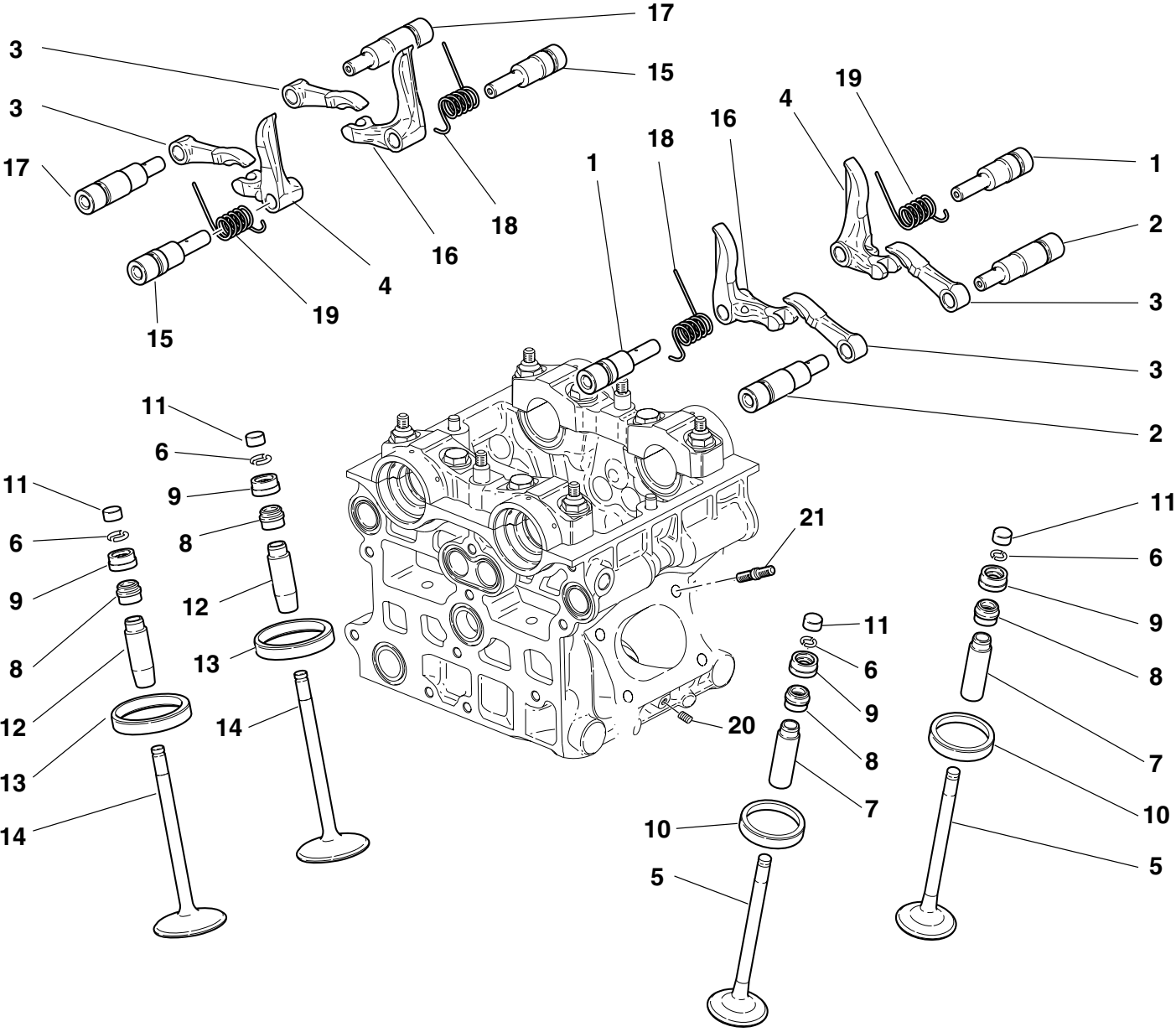
NOTES	NO.	CODE NO.	DESCRIPTION	VALIDITY	Q.TY	
-------	-----	----------	-------------	----------	------	---

DRAWING

013

HEAD: TIMING

11		9	
Registro bilanc. apertura		Registro bilanc. chiusura	
Adjustment		Adjustment	
Réglage		Réglage	
Ventilkäppchen		Ventilkäppchen	
840.1.031.1A — 1,8		840.1.047.1B — 2,5	
840.1.032.1A — 1,85		840.1.048.1B — 2,55	
840.1.033.1A — 1,9		840.1.049.1B — 2,6	
840.1.034.1A — 1,95		840.1.050.1B — 2,65	
840.1.001.1A — 2		840.1.051.1B — 2,7	
840.1.002.1A — 2,05		840.1.052.1B — 2,75	
840.1.003.1A — 2,1		840.1.053.1B — 2,8	
840.1.004.1A — 2,15		840.1.054.1B — 2,85	
840.1.005.1A — 2,2		840.1.055.1B — 2,9	
840.1.006.1A — 2,25		840.1.056.1B — 2,95	
840.1.007.1A — 2,3		840.1.057.1B — 3	
840.1.008.1A — 2,35		840.1.058.1B — 3,05	
840.1.009.1A — 2,4		840.1.059.1B — 3,1	
840.1.010.1A — 2,45		840.1.060.1B — 3,15	
840.1.011.1A — 2,5		840.1.061.1B — 3,2	
840.1.012.1A — 2,55		840.1.062.1B — 3,25	
840.1.013.1A — 2,6		840.1.063.1B — 3,3	
840.1.014.1A — 2,65		840.1.064.1B — 3,35	
840.1.015.1A — 2,7		840.1.065.1B — 3,4	
840.1.016.1A — 2,75		840.1.066.1B — 3,45	
840.1.017.1A — 2,8		840.1.067.1B — 3,5	
840.1.018.1A — 2,85		840.1.068.1B — 3,55	
840.1.019.1A — 2,9		840.1.069.1B — 3,6	
840.1.020.1A — 2,95		840.1.070.1B — 3,65	
840.1.021.1A — 3		840.1.071.1B — 3,7	
840.1.022.1A — 3,05		840.1.072.1B — 3,75	
840.1.023.1A — 3,1		840.1.073.1B — 3,8	
840.1.024.1A — 3,15		840.1.074.1B — 3,85	
840.1.025.1A — 3,2		840.1.075.1B — 3,9	
840.1.026.1A — 3,25		840.1.076.1B — 3,95	
840.1.027.1A — 3,3		840.1.077.1B — 4	
840.1.028.1A — 3,35		840.1.078.1B — 4,05	
840.1.029.1A — 3,4		840.1.079.1B — 4,1	
840.1.030.1A — 3,45		840.1.080.1B — 4,15	
840.1.108.1A — 3,5		840.1.081.1B — 4,2	
840.1.109.1A — 3,55		840.1.082.1B — 4,25	
840.1.072.1A — 3,6		840.1.083.1B — 4,3	
840.1.110.1A — 3,65		840.1.084.1B — 4,35	
840.1.111.1A — 3,7		840.1.085.1B — 4,4	
840.1.112.1A — 3,75			
840.1.073.1A — 3,8			



DRAWING

013


HEAD: TIMING

NOTES	NO.	CODE NO.	DESCRIPTION	VALIDITY	Q.TY	
	1	821.1.099.4A	Closing rocker shaft		4	
	2	821.1.098.3A	Exhaust opening rocker shaft		4	
	3	208.1.009.6A	Opening rocker		8	
	4	209.1.014.6A	L.H. Closing rocker		4	
	5	211.1.031.1A	Exhaust valve		4	
	6	669.1.001.1E	Split rings		16	
	7	303.1.025.1AB	Oversize valve guide 0.03		4	
	7	303.1.025.1AC	Oversize valve guide 0.06		4	
	7	303.1.025.1AD	Oversize valve guide 0.09		4	
	8	764.1.002.1A	Rubber pad		8	
	9	840.2.002.1B	See table		8	
	10	304.1.033.1A	Exhaust valve seat		4	
	10	304.1.033.1AB	Oversize exhaust valve seat 0.03		4	
	10	304.1.033.1AC	Oversize exhaust valve seat 0.06		4	
	11	840.2.001.1A	See table		8	
	12	303.1.024.1AB	Oversize valve guide 0.03		4	
	12	303.1.024.1AC	Oversize valve guide 0.06		4	
	12	303.1.024.1AD	Oversize valve guide 0.09		4	
	13	304.1.031.1A	Intake valve seat		4	
	13	304.1.031.1AB	Oversize intake valve seat 0.03		4	
	13	304.1.031.1AC	Oversize intake valve seat 0.06		4	
	14	210.1.027.1A	Intake valve		4	
	15	821.1.093.4A	Closing rocker shaft		4	
	16	209.1.013.6A	R.H. Closing rocker		4	
	17	821.1.092.3A	Opening rocker shaft		4	
	18	799.1.095.1A	R.H. valve return spring		4	
	19	799.1.096.1A	L.H. valve return spring		4	

CATALOGUE No:

ISSUED:

915.1.210.2A
12 - 04

NOTES	NO.	CODE NO.	DESCRIPTION	VALIDITY	Q.TY	
	20	778.5.012.1A	Threaded dowel		2	
	21	766.4.019.1A	Stud bolt		8	

CATALOGUE No:

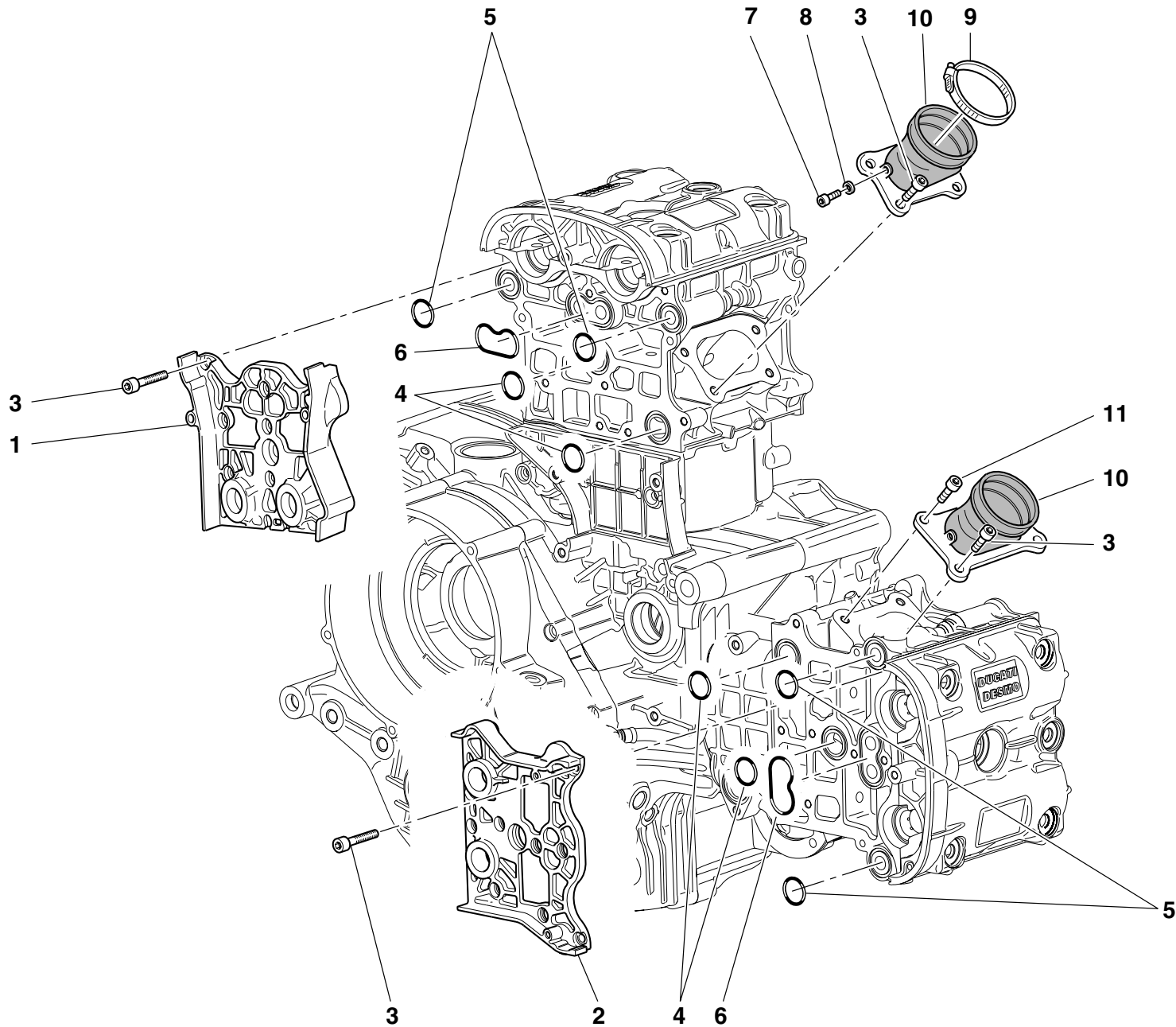
ISSUED:

915.1.210.2A
12 - 04

DRAWING

014


COLLECTORS AND HEAD COVERS



DRAWING

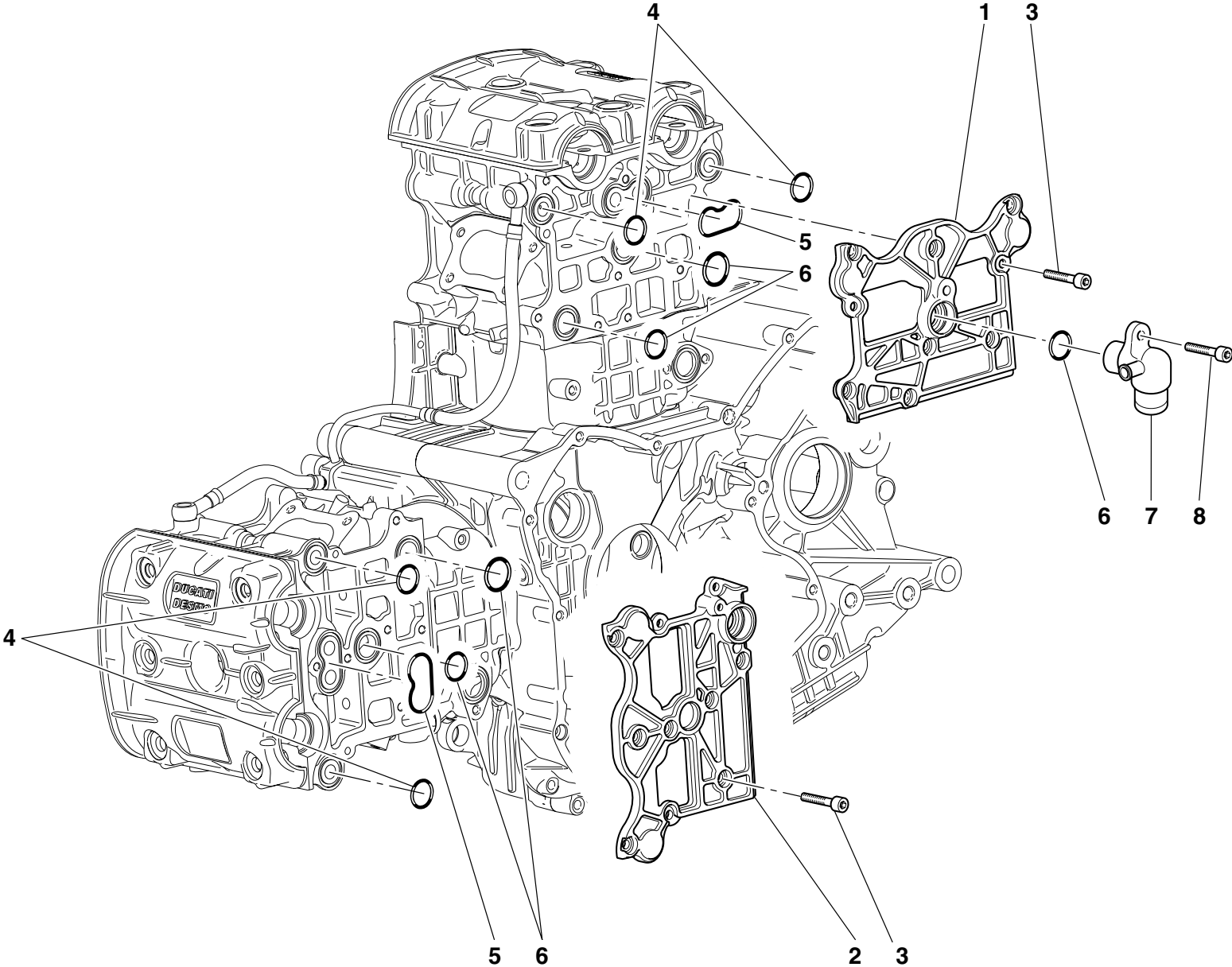
014

COLLECTORS AND HEAD COVERS

NOTES	NO.	CODE NO.	DESCRIPTION	VALIDITY	Q.TY	
	1	247.1.147.1A	Cover		1	
	2	247.1.148.1A	Cover		1	
	3	771.5.065.8B	Screw		28	
	4	93823.2087	O-ring		4	
	5	463.2.050.5A	O-ring		4	
	6	788.1.064.1A	Gasket		2	
	7	773.5.061.8B	Screw		2	
	8	852.5.025.1A	Aluminium gasket th.1		4	
	9	741.4.067.1A	Hose guide		2	
	10	140.1.019.1A	Intake manifold		2	
	11	771.5.066.8B	Screw		2	

NOTES	NO.	CODE NO.	DESCRIPTION	VALIDITY	Q.TY	
-------	-----	----------	-------------	----------	------	---


DRAWING 014a HEAD COVERS



DRAWING

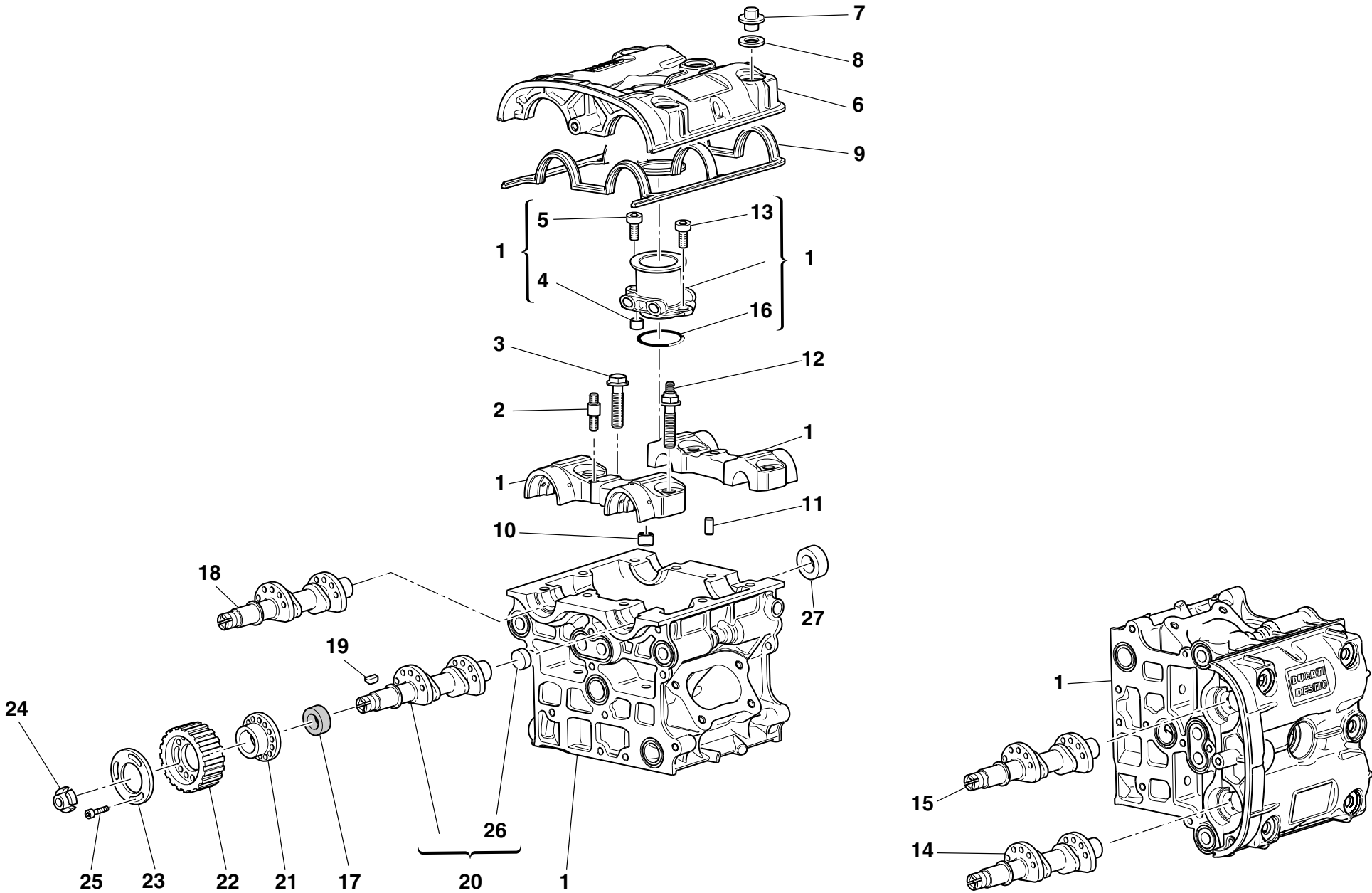
014a

HEAD COVERS


NOTES	NO.	CODE NO.	DESCRIPTION	VALIDITY	Q.TY	
	1	247.1.149.1A	Cover		1	
	2	247.1.150.1A	Cover		1	
	3	771.5.065.8B	Screw		18	
	4	463.2.050.5A	O-ring		4	
	5	788.1.064.1A	Gasket		2	
	6	93823.2087	O-ring		5	
	7	814.1.090.1A	Union		1	
	8	771.5.072.8B	Screw		1	

NOTES	NO.	CODE NO.	DESCRIPTION	VALIDITY	Q.TY	
-------	-----	----------	-------------	----------	------	---

DRAWING 015 HEAD



DRAWING **015** HEAD

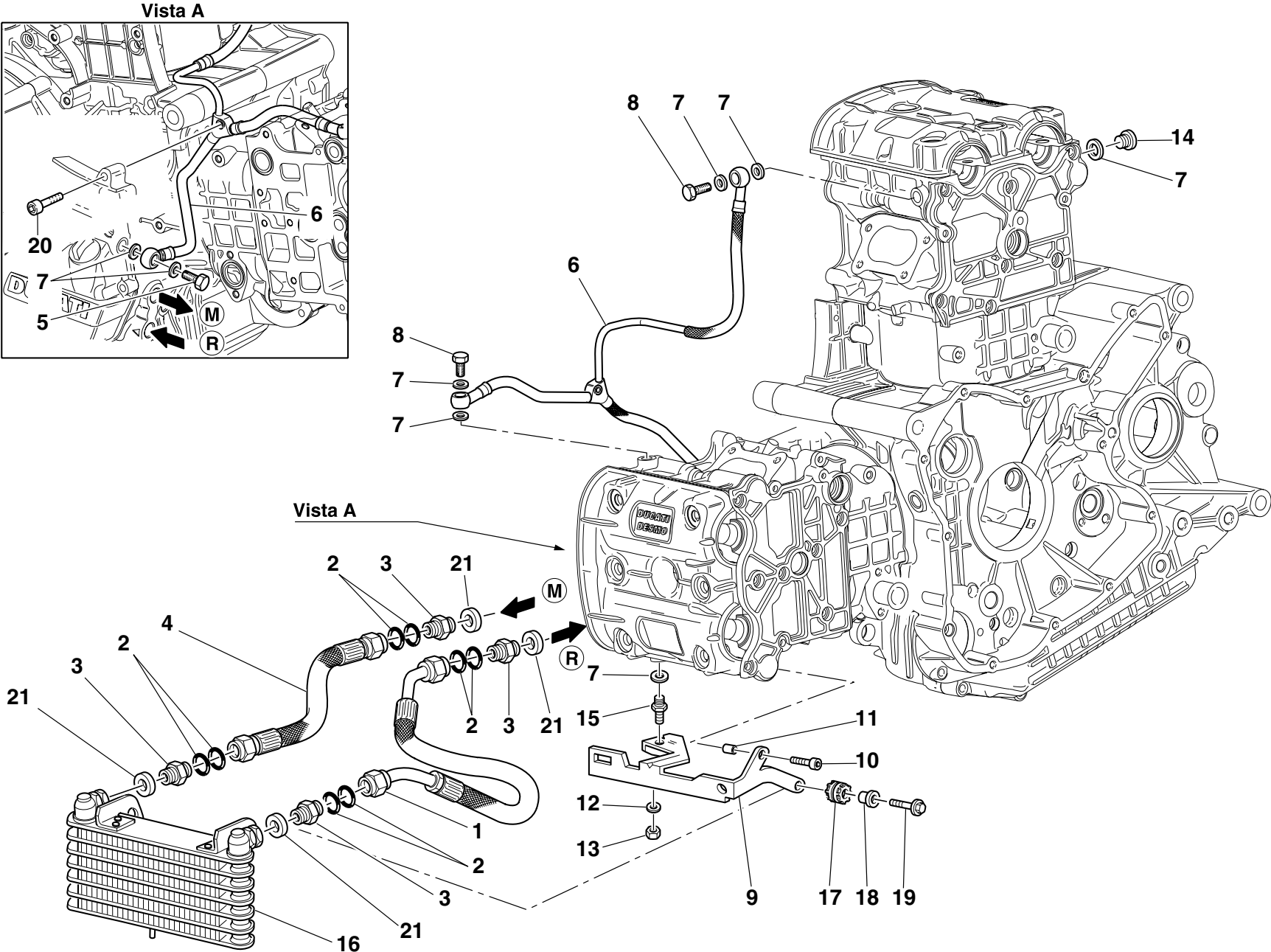
NOTES	NO.	CODE NO.	DESCRIPTION	VALIDITY	Q.TY	
	1	301.2.109.3A	Head (4,5,13,16 included)		2	
	2	766.1.020.1A	Stud bolt		4	
	3	779.1.190.1A	Special screw		8	
	4	711.1.092.2A	Bush		2	
	5	771.5.069.8B	Screw		2	
	6	247.1.122.1A	Cover		2	
	7	750.1.047.1A	Nut		12	
	8	856.1.061.2A	Washer		12	
	9	788.1.062.1A	Head gasket		2	
	10	711.1.091.2A	Bush		8	
	11	418.4.052.7A	Pin		4	
	12	779.1.189.1A	Special screw		8	
	13	771.5.065.8B	Screw		2	
	14	148.2.096.1B	Horizontal exhaust camshaft		1	
	15	148.2.094.1B	Horizontal intake camshaft		1	
	16	886.5.007.1A	O-ring		2	
	17	930.5.007.1A	Seal ring		4	
	18	148.2.097.1B	Vertical exhaust camshaft		1	
	19	680.5.003.1A	Woodruff key		4	
	20	148.2.095.1B	Vertical intake camshaft		1	
	21	160.1.094.1A	Spacer		4	
	22	255.1.019.2A	Timing belt roller		4	
	23	856.1.074.2A	Washer		4	
	24	703.5.002.2A	Ring nut		4	
	25	779.5.030.2A	Screw		12	
	26	873.1.005.1A	Cap		4	
	27	930.4.020.1A	Cap		4	

CATALOGUE No: 915.1.210.2A
ISSUED: 12 - 04

NOTES	NO.	CODE NO.	DESCRIPTION	VALIDITY	Q.TY	
-------	-----	----------	-------------	----------	------	---

CATALOGUE No: 915.1.210.2A
ISSUED: 12 - 04


DRAWING 016 OIL COOLER



DRAWING

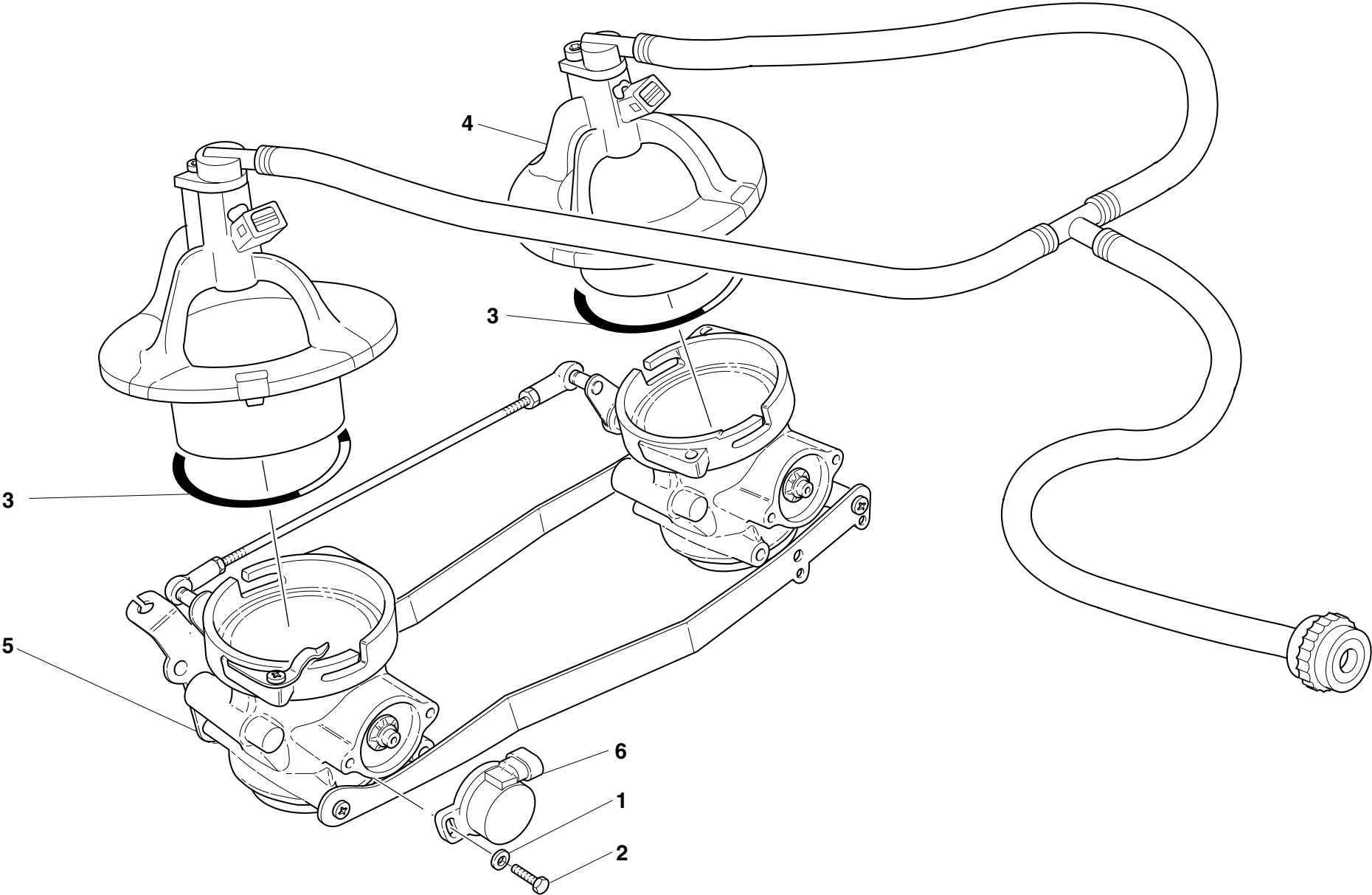
016

OIL COOLER

NOTES	NO.	CODE NO.	DESCRIPTION	VALIDITY	Q.TY	
	1	549.1.018.1C	Oil return pipe		1	
	2	886.5.015.1A	O-Ring		8	
	3	815.1.022.1A	Nipple		4	
	4	549.1.017.1C	Oil delivery pipe		1	
	5	781.1.009.1A	Special screw		1	
	6	875.1.048.2A	Head lubrication pipe		1	
	7	420.2.001.0A	Gasket th.1		8	
	8	779.1.318.1A	Special screw		2	
	9	829.1.280.1B	Holder		1	
	10	771.5.069.8B	Screw		1	
	11	713.1.241.1A	Spacer		1	
	12	734406N01	Washer		1	
	13	729906FN1	Nut		1	
	14	780.5.001.1A	Cap		1	
	15	779.1.215.1A	Special screw		1	
	16	548.4.039.1A	Oil cooler		1	
	17	764.1.022.1A	Vibration damper pad		2	
	18	0000.62652	Spacer		1	
	19	0000.62729	Screw		1	
	20	771.5.041.8B	Screw		1	
	21	852.5.026.1A	Aluminium gasket th.1,5		4	

NOTES	NO.	CODE NO.	DESCRIPTION	VALIDITY	Q.TY	
-------	-----	----------	-------------	----------	------	---


DRAWING 017 THROTTLE BODY



DRAWING

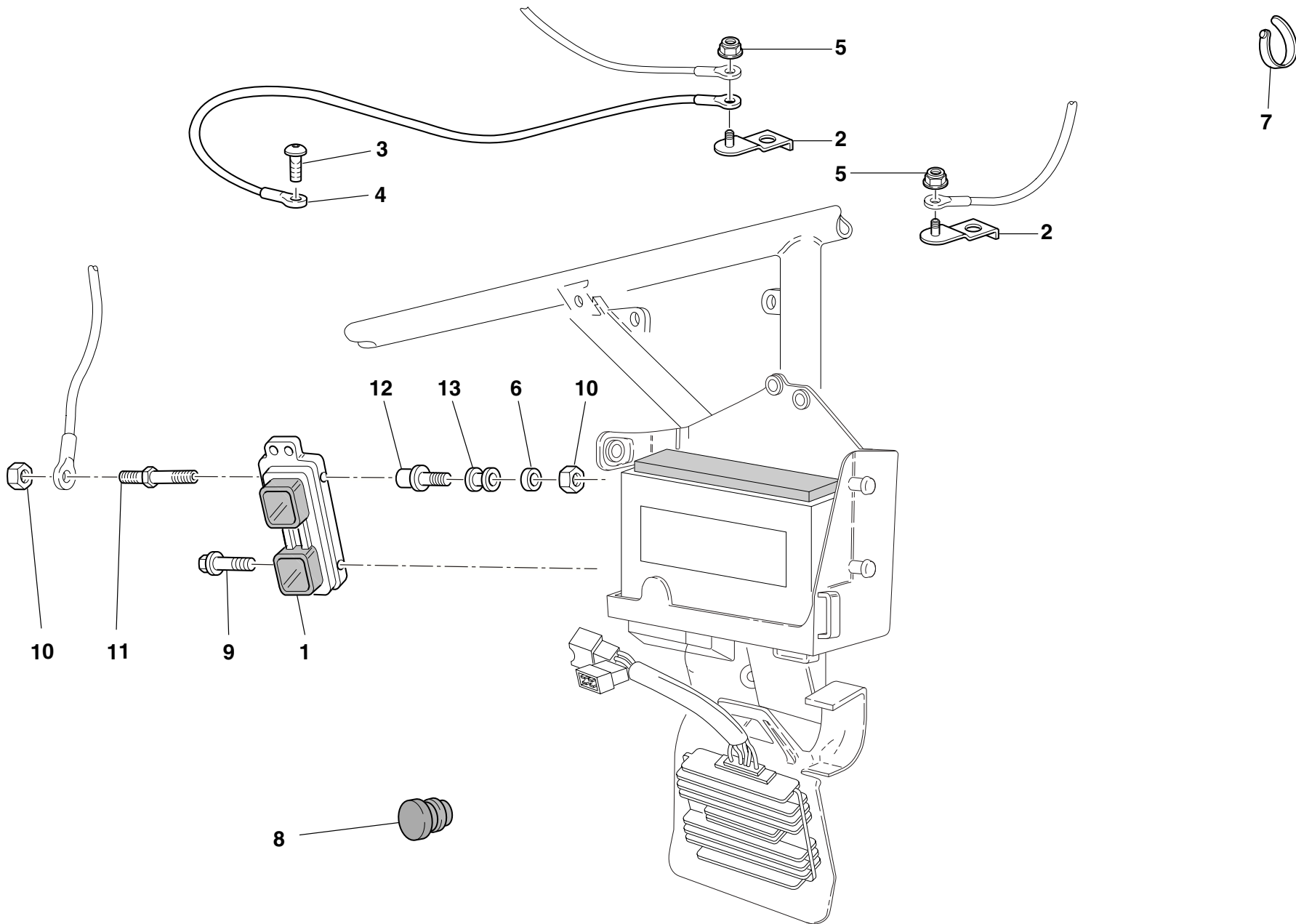
017

THROTTLE BODY

NOTES	NO.	CODE NO.	DESCRIPTION	VALIDITY	Q.TY	
	1	852.4.010.1A	Washer		2	
	2	779.4.063.1A	Screw		2	
	3	886.1.014.1A	O-ring		2	
	4	287.2.004.1A	Injectors kit with hose		1	
	5	282.4.045.1A	Complete throttle body		1	
	6	284.4.002.1A	Potentiometer		1	

NOTES	NO.	CODE NO.	DESCRIPTION	VALIDITY	Q.TY	
-------	-----	----------	-------------	----------	------	---


DRAWING **018** INJECTION CONTROL UNIT



DRAWING

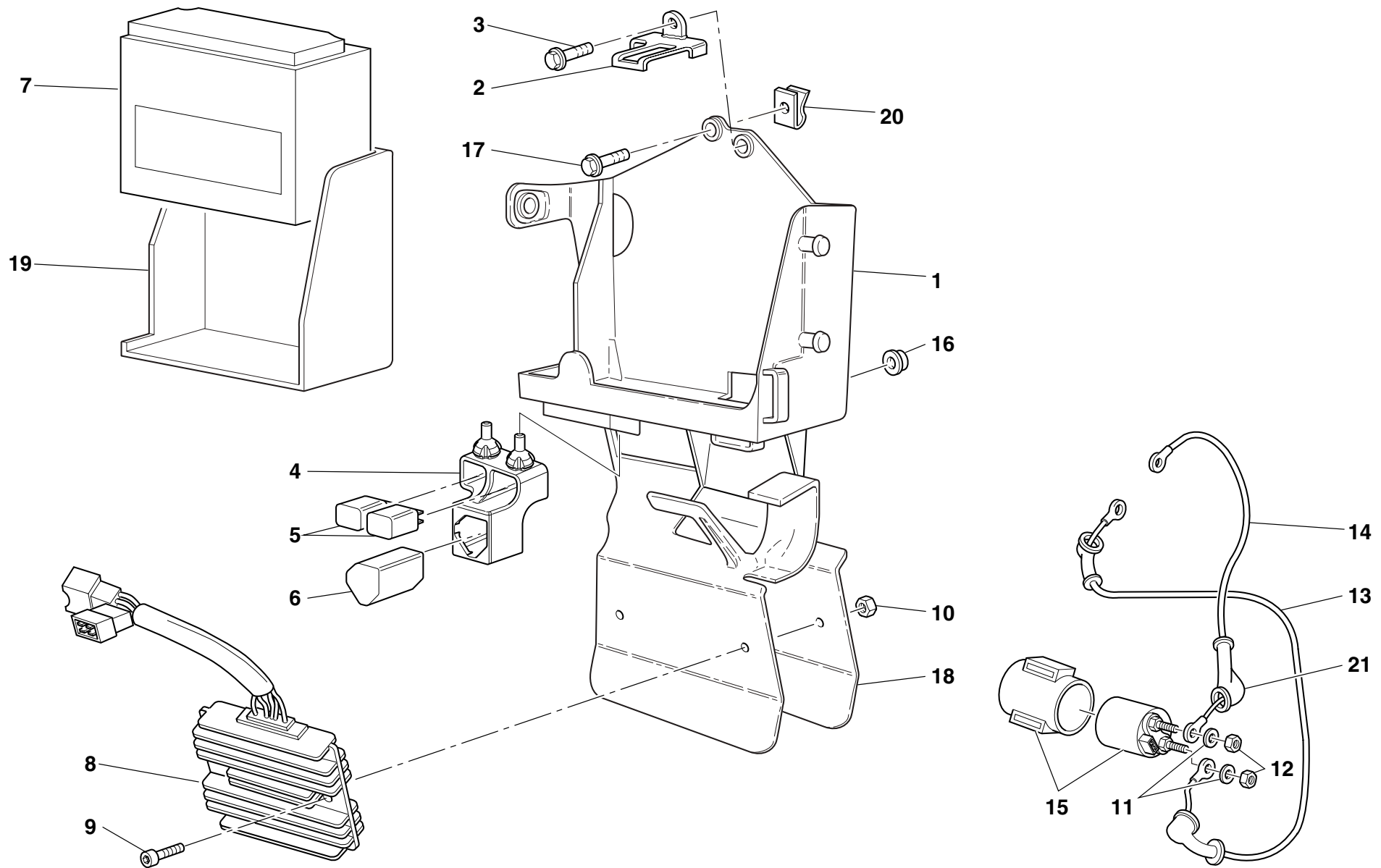
018

INJECTION CONTROL UNIT


NOTES	NO.	CODE NO.	DESCRIPTION	VALIDITY	Q.TY	
	1	286.4.111.1A	Injection control unit		1	
	2	827.2.215.1A	Plate		2	
	3	775.1.006.1A	Special screw		1	
	4	513.1.008.2D	Battery grounding cable		1	
	5	8000.56443	Nut		2	
	6	852.1.160.1A	Washer		2	
	7	8000.53724	Hose guide		8	
	8	872.1.026.1A	Cap		1	
	9	772.5.021.1A	Screw		1	
	10	763106N01	El-stop nut		3	
	11	684.1.052.1A	Stud bolt		1	
	12	821.1.129.1A	Spacer		2	
	13	764.1.084.1A	Vibration damper pad		2	

NOTES	NO.	CODE NO.	DESCRIPTION	VALIDITY	Q.TY	
-------	-----	----------	-------------	----------	------	---

DRAWING 018a BATTERY BOX MOUNT



DRAWING **018a** BATTERY BOX MOUNT

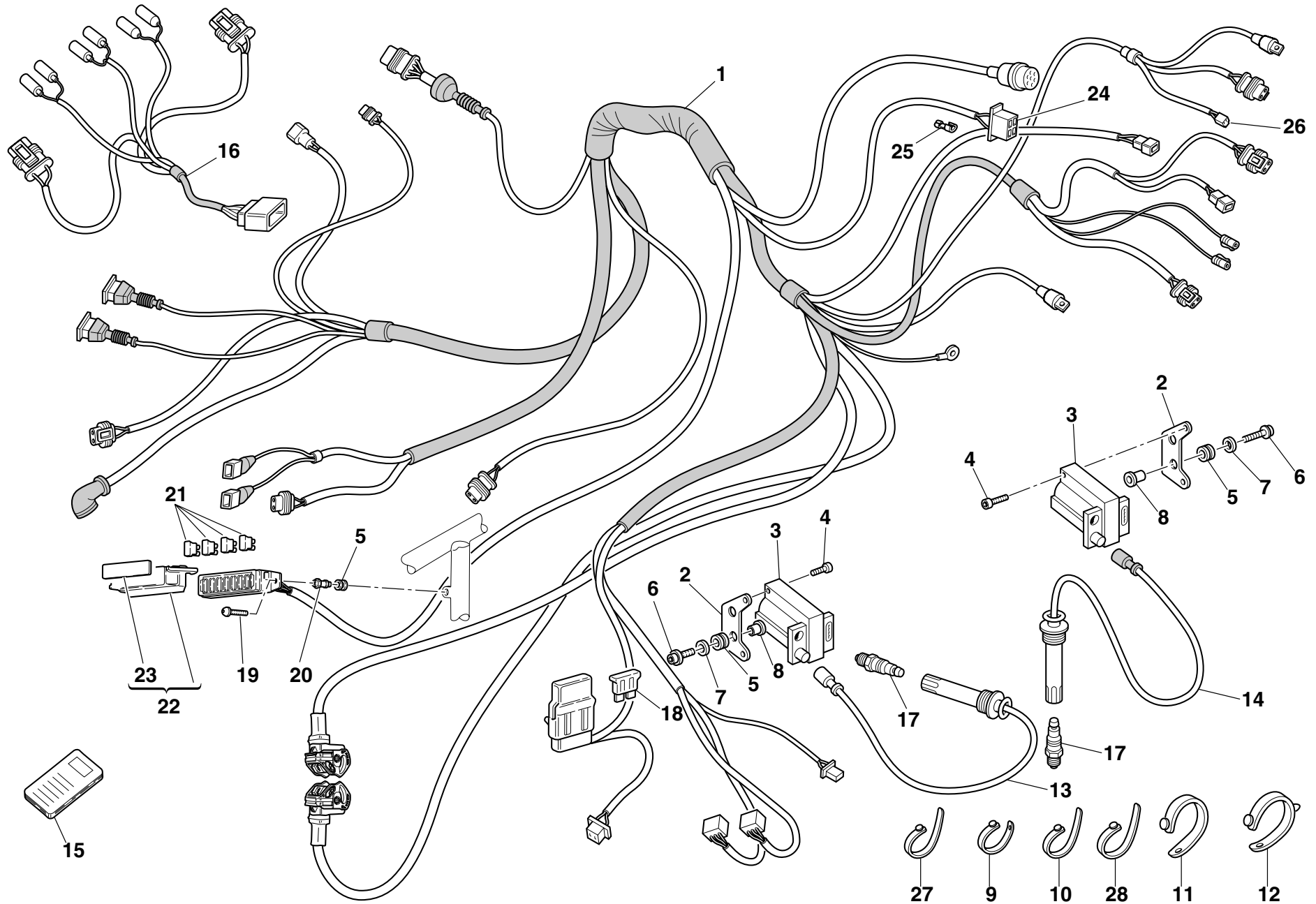
NOTES	NO.	CODE NO.	DESCRIPTION	VALIDITY	Q.TY	
	1	829.1.282.1A	Battery box mount		1	
	2	827.1.195.1A	Plate		1	
	3	772.5.025.1A	Screw		1	
	4	829.1.190.1B	Rubber holder		1	
	5	541.4.003.1A	Relay		2	
	6	538.4.006.1A	Flashing device		1	
	7	395.4.013.1B	Battery		1	
	8	540.4.011.1C	Regulator		1	
	9	7150.21.651	Screw		2	
	10	729906FN1	Nut		2	
	11	462.4.037.6A	Spring washer		2	
	12	417.9.050.6A	Nut		2	
	13	514.1.030.1B	Solenoid starter-starter motor cable		1	
	14	514.1.029.1B	Battery-solenoid starter cable		1	
	15	397.4.002.1A	Remote switch		1	
	16	764.1.084.1A	Vibration damper pad		2	
	17	8000.62726	Screw		1	
	18	827.1.230.1A	Panel		1	
	19	829.1.285.1B	Battery carpet		1	
	20	850.4.041.1A	Quik fastening		1	
	21	672.1.029.1A	Rubber cap		1	

NOTES	NO.	CODE NO.	DESCRIPTION	VALIDITY	Q.TY	
-------	-----	----------	-------------	----------	------	---

DRAWING

018b


INJECTION SYSTEM



DRAWING

018b

INJECTION SYSTEM


NOTES	NO.	CODE NO.	DESCRIPTION	VALIDITY	Q.TY	
	1	510.1.209.1A	Wiring		1	
	2	829.1.096.1A	Holder		2	
	3	285.4.003.1A	Coil		2	
	4	771.5.025.2B	Screw		4	
	5	764.1.084.1A	Vibration damper pad		6	
	6	772.5.024.1A	Screw		4	
	7	8000.56359	Washer		2	
	8	0000.44099	Spacer		2	
	9	741.1.010.1A	Hose guide		2	
	10	741.1.012.1A	Hose guide		7	
	11	741.4.038.1A	Hose guide		4	
	12	8000.53724	Hose guide		2	
	13	671.1.018.1A	Head spark plug wiring		1	
	14	671.1.019.1A	Head spark plug wiring		1	
	15	433.1.179.1A	Plate "NON RIMUOVERE"		1	
	16	510.1.165.1A	Wiring		1	
	17	670.4.016.1B	Spark plug		2	
	18	389.4.014.1A	Fuse 40A		1	
	19	779.1.088.1A	Screw		2	
	20	821.1.054.1A	Pin		2	
	21	389.4.006.1A	Fuse 3A		1	
	21	389.4.007.1A	Fuse 7.5A		3	
	21	389.4.008.1A	Fuse 15A		1	
	21	389.4.010.1A	Fuse 30A		1	
	21	389.4.013.1A	Fuse 20A		1	
	21	389.4.016.1A	Fuse 10A		1	
	22	246.1.068.1A	Case cover		1	

CATALOGUE No:

ISSUED:

915.1.210.2A

12 - 04

NOTES	NO.	CODE NO.	DESCRIPTION	VALIDITY	Q.TY	
	23	433.1.272.1A	Sticker "schema fusibili"		1	
	24	8000.66526	Connector		1	
	25	0000.66527	End section		4	
	26	0000.56803	Connector		1	
	27	0691.91.030	Hose guide		5	
	28	741.1.013.1A	Hose guide		12	

CATALOGUE No:

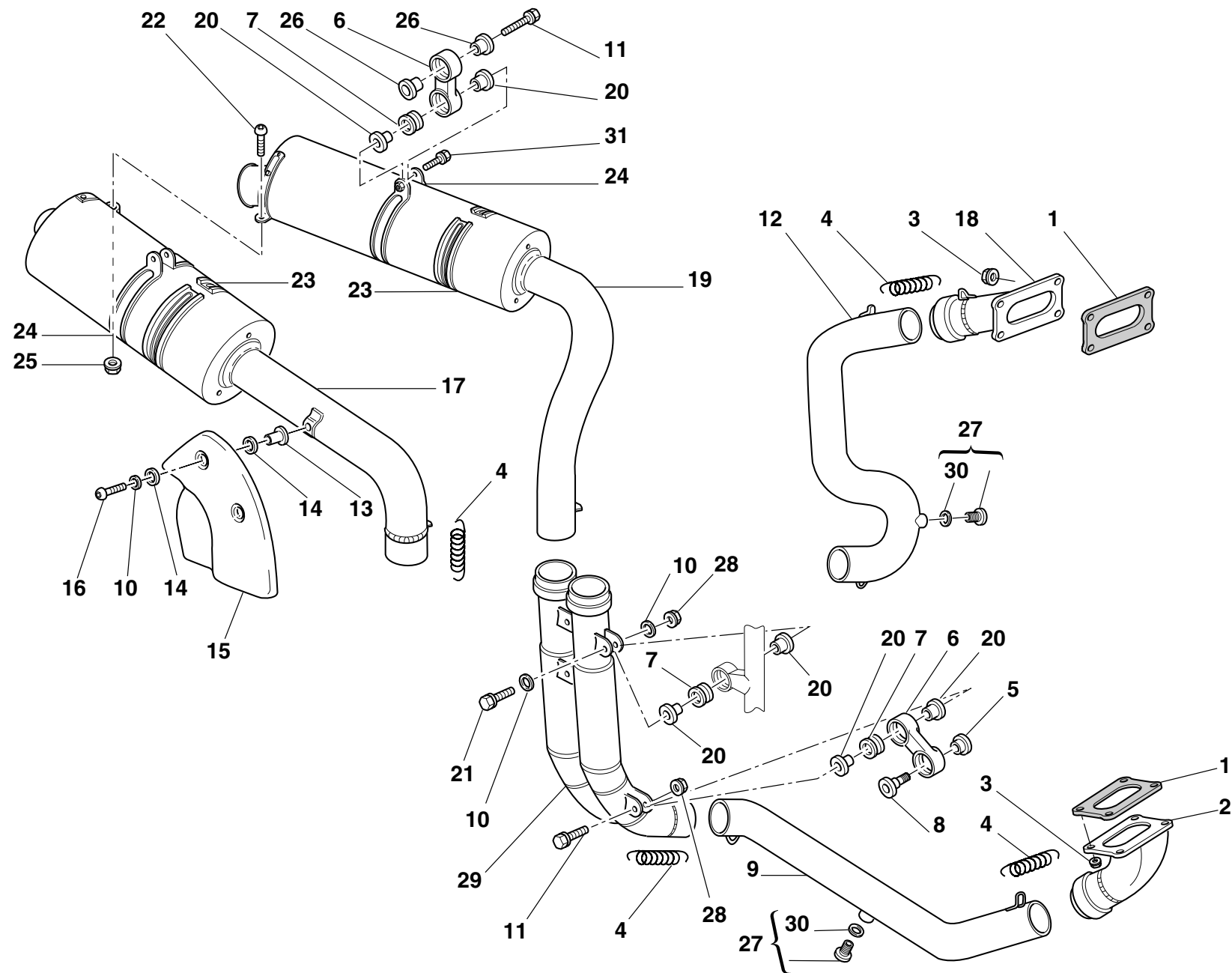
ISSUED:

915.1.210.2A

12 - 04

DRAWING 019


EXHAUST SYSTEM



DRAWING **019** EXHAUST SYSTEM

NOTES	NO.	CODE NO.	DESCRIPTION	VALIDITY	Q.TY	
	1	790.1.004.1A	Exhaust gasket		2	
	2	160.1.095.1A	Exhaust manifold		1	
	3	748.1.024.1A	Nut		8	
	4	799.1.048.1A	Exhaust spring (long)		6	
	5	710.1.027.1A	Spacer		1	
	6	80A0.62649	Holder		2	
	7	764.1.024.1A	Vibration damper pad		4	
	8	779.1.085.1A	Screw		1	
	9	571.1.069.1A	Horizontal head exhaust pipe		1	
	10	8000.56359	Washer		4	
	11	0000.62729	Screw		3	
	12	570.1.069.1A	Vertical head exhaust pipe		1	
	13	0000.44099	Spacer		2	
	14	856.1.023.1A	Washer		4	
	15	460.1.111.1A	Protection		1	
	16	775.1.038.1A	Screw		2	
	17	573.1.069.1A	R.H. silencer		1	
	18	160.1.096.1A	Exhaust manifold		1	
	19	574.1.069.1A	L.H. silencer		1	
	20	713.1.082.1A	Spacer		8	
	21	0000.62730	Screw		1	
	22	779.1.009.1A	Screw		1	
	23	788.1.048.1B	Gasket		2	
	24	576.1.036.1A	Hose guide		2	
	25	8000.56443	Nut		1	
	26	716.1.029.2A	Spacer		4	
	27	780.1.007.1A	Cap		2	

CATALOGUE No: 915.1.210.2A
ISSUED: 12 - 04

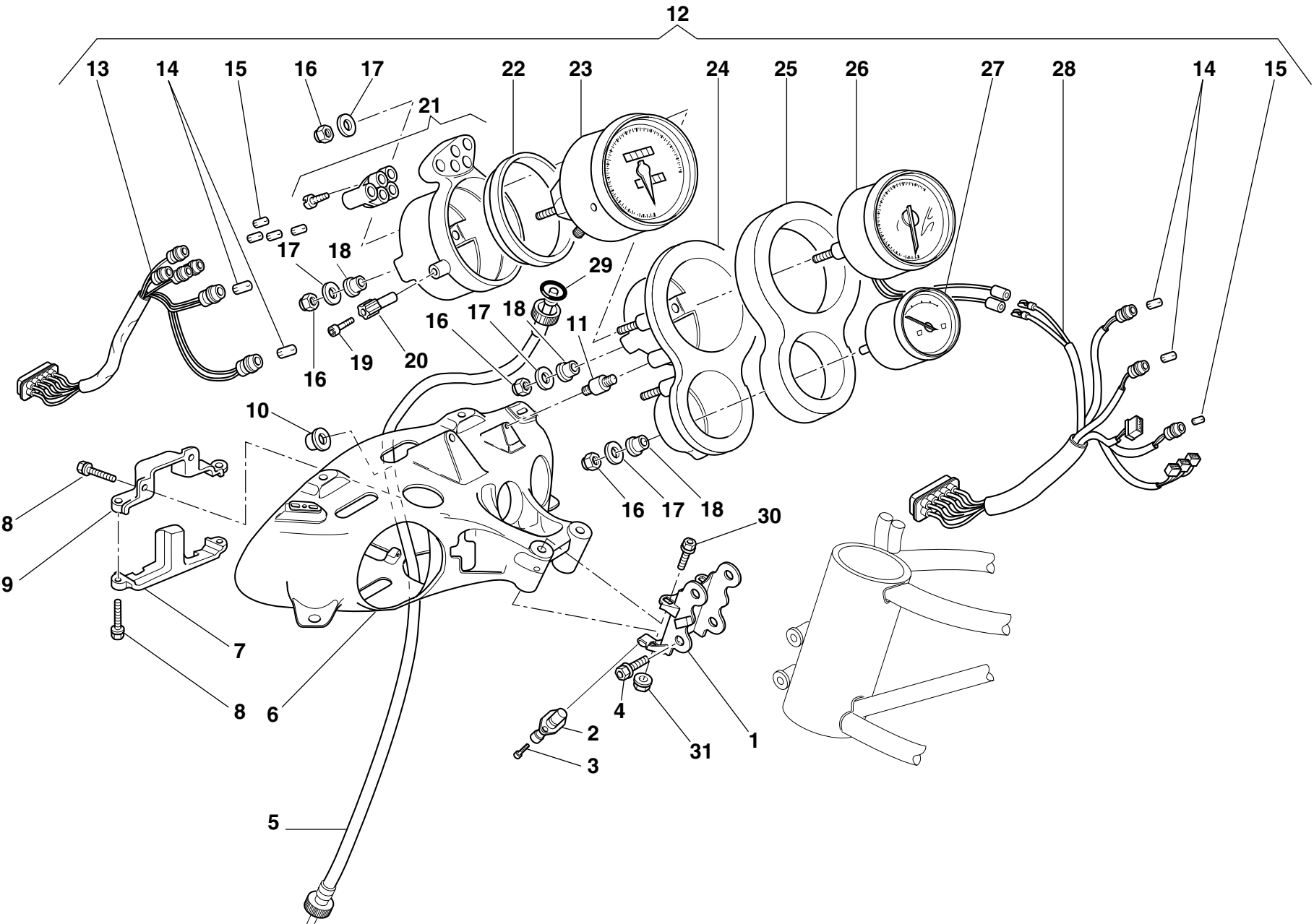
NOTES	NO.	CODE NO.	DESCRIPTION	VALIDITY	Q.TY	
	28	729906FN1	Nut		2	
	29	570.1.070.1A	Exhaust pipe		1	
	30	420.2.001.0A	Gasket th.1		2	
	31	772.5.023.1A	Screw		2	

CATALOGUE No: 915.1.210.2A
ISSUED: 12 - 04

DRAWING

020


INSTRUMENT PANEL



DRAWING

020


INSTRUMENT PANEL

NOTES	NO.	CODE NO.	DESCRIPTION	VALIDITY	Q.TY	
	1	829.1.364.1A	Front connection		1	
	2	552.4.031.1A	Sensor		1	
	3	771.5.019.2B	Screw		2	
	4	8B00.67545	Screw		2	
	5	403.1.013.1A	Speedometer transmission		1	
	6	829.1.112.1BC	Headlight holder		1	
	7	829.1.118.1A	Holder		1	
	8	771.5.639.2B	Screw		4	
	9	829.1.117.1A	Holder		1	
	10	748.1.035.1A	Nut		3	
	11	8000.56752	Rubber pad		3	
	12	400.2.015.1B	Complete instrument panel (speedometer - miles)		1	
	13	510.1.061.1A	Wiring		1	
	14	0000.56750	Warning lamp bulb12V-2.1W		4	
	15	8000.20602	Warning lamp bulb12V-1.2W		6	
	16	8000.56748	Nut		7	
	17	8000.56747	Washer		7	
	18	408.1.010.1A	Rubber pad		5	
	19	776.4.002.1A	Screw		1	
	20	8000.56742	Grip		1	
	21	407.4.001.1B	Speedometer holder		1	
	22	8000.56741	Gasket		1	
	23	401.4.028.1A	Speedometer		1	
	24	0000.78348	Tachometer holder		1	
	25	8000.77936	Vibration damper sponge		1	
	26	402.4.012.1A	Tachometer		1	
	27	404.4.006.1A	Water thermometer (°C)		1	

CATALOGUE No:

ISSUED:

915.1.210.2A
12 - 04

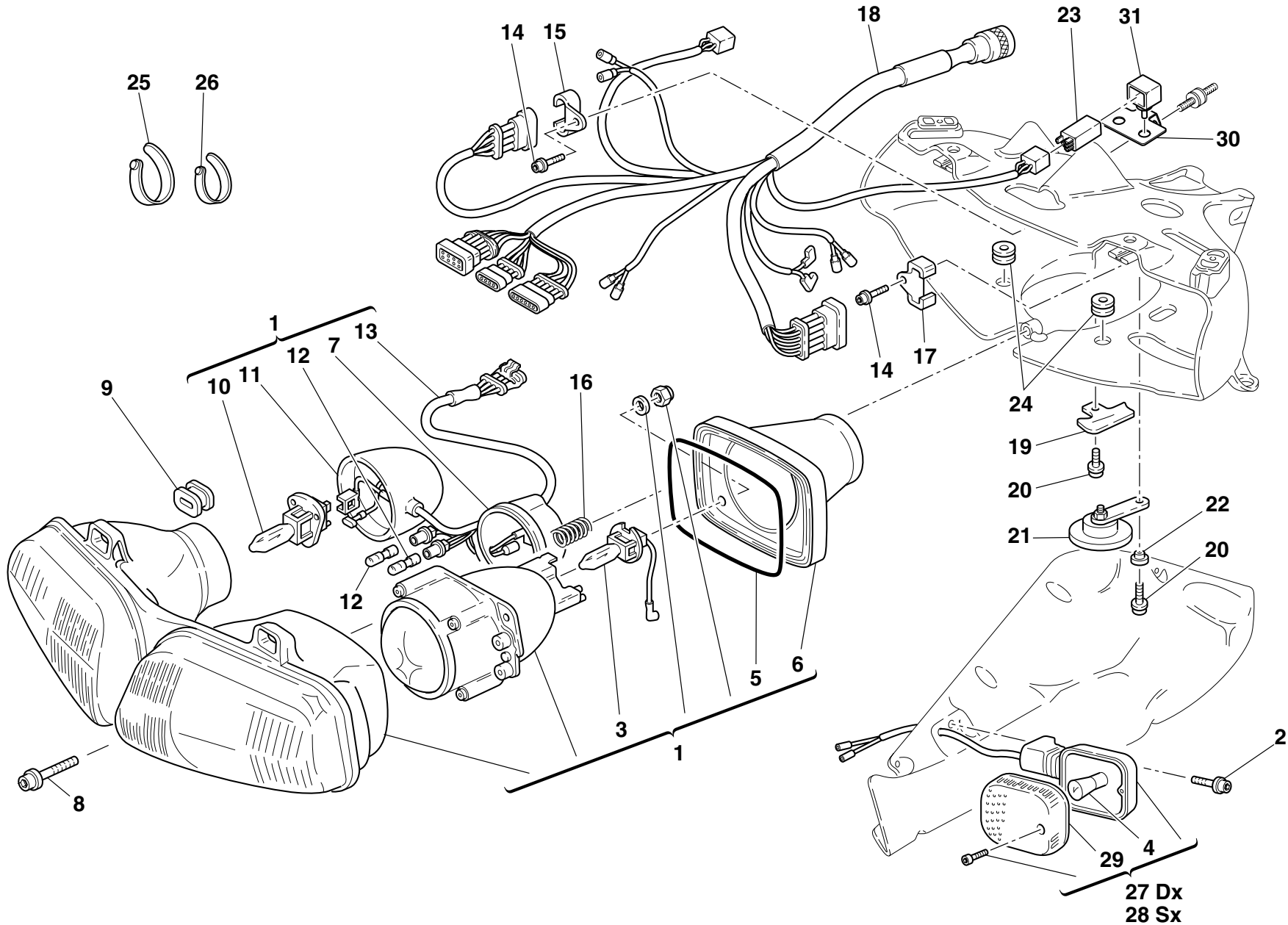
NOTES	NO.	CODE NO.	DESCRIPTION	VALIDITY	Q.TY	
	28	510.1.070.1A	Instrument panel wiring		1	
	29	886.4.043.1A	O-ring		1	
	30	772.5.021.1A	Screw		2	
	31	0000.44240	Nut		2	

CATALOGUE No:

ISSUED:

915.1.210.2A
12 - 04


DRAWING 021 FRONT HEAD-LIGHT



DRAWING **021** FRONT HEAD-LIGHT

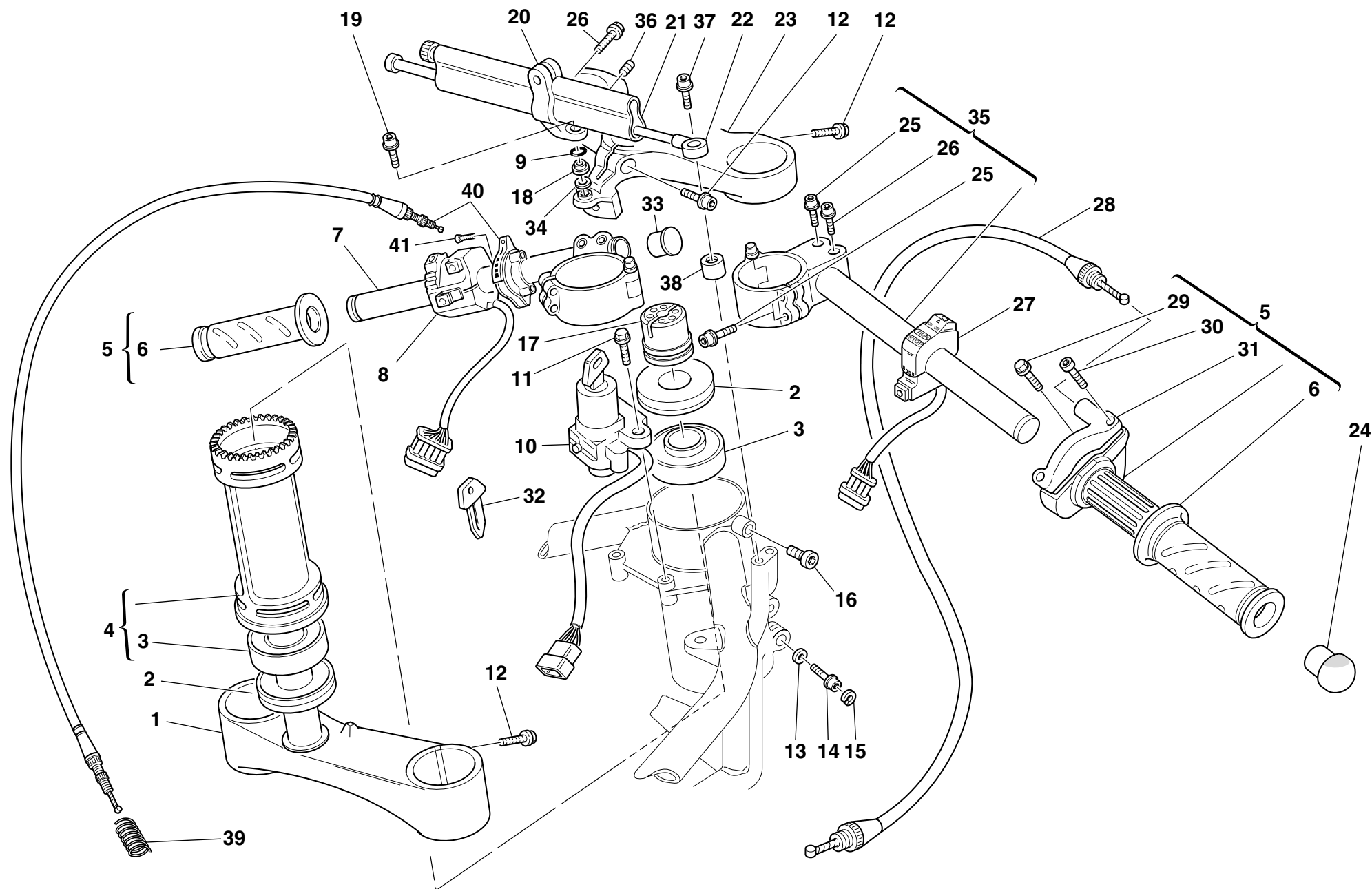
NOTES	NO.	CODE NO.	DESCRIPTION	VALIDITY	Q.TY	
	1	520.4.032.1A	Complete headlight		1	
	2	771.5.667.2B	Screw		2	
	3	0000.79673	Bulb		1	
	4	8000.36726	Bulb		2	
	5	521.4.010.1A	Cover gasket		1	
	6	521.4.007.1A	Cover		1	
	7	521.4.008.1A	Headlight cover		1	
	8	771.5.072.2B	Screw		1	
	9	700.1.020.1A	Vibration damper		2	
	10	0000.79672	Bulb		1	
	11	521.4.009.1A	Headlight cover		1	
	12	8000.36230	Bulb		1	
	13	510.1.082.1A	Electric wiring		1	
	14	771.5.639.2B	Screw		2	
	15	827.1.089.1A	R.H. plate		1	
	16	799.1.064.1A	Spring		1	
	17	827.1.090.1A	L.H. plate		1	
	18	510.1.163.1A	Front wiring		1	
	19	827.1.095.1A	Plate		1	
	20	772.5.025.1A	Screw		2	
	21	516.4.001.1AB	Horn (BLACK)		1	
	22	716.1.028.1A	Spacer		1	
	23	541.4.003.1A	Relay		2	
	24	764.1.084.1A	Vibration damper pad		2	
	25	741.1.012.1A	Hose guide		1	
	26	8000.53724	Hose guide		2	
	27	8000.74504	Turn indicator		1	

CATALOGUE No: 915.1.210.2A
ISSUED: 12 - 04

NOTES	NO.	CODE NO.	DESCRIPTION	VALIDITY	Q.TY	
	28	8000.74505	Turn indicator		1	
	29	532.4.001.1A	Cup		2	
	30	827.1.181.1A	Plate		1	
	31	829.1.190.1A	Rubber holder		1	

CATALOGUE No: 915.1.210.2A
ISSUED: 12 - 04

DRAWING **022** HALF-HANDLEBARS - SHOCK-ADSORBER



DRAWING

022


HALF-HANDLEBARS - SHOCK-ADSORBER

NOTES	NO.	CODE NO.	DESCRIPTION	VALIDITY	Q.TY	
	1	342.2.027.2A	Steering head base assembly		1	
	2	930.1.004.1A	Seal ring		2	
	3	702.4.004.1A	Bearing		2	
	4	343.2.005.1A	Tube		1	
	5	654.2.003.1A	Throttle control		1	
	6	8000.78345	Grips pair		1	
	7	360.2.030.1A	L.H. handlebar		1	
	8	651.4.008.1A	L.H. switch		1	
	9	886.5.014.1A	O-ring		1	
	10	652.4.004.3A	Key-operated switch		1	
	11	772.5.024.1A	Screw		2	
	12	771.5.725.2B	Screw		7	
	13	852.1.071.1A	Washer		2	
	14	771.5.723.2B	Screw		2	
	15	884.5.001.1A	Circlip		2	
	16	779.1.060.1A	Special screw		1	
	17	703.1.013.1A	Ring nut		1	
	18	713.1.153.1A	Spacer		1	
	19	771.5.664.2B	Screw		1	
	20	808.2.016.2A	Clamp		1	
	21	364.1.003.1A	Steering damper		1	
	22	848.4.005.1A	Ball joint		1	
	23	341.1.011.2A	Steering head		1	
	24	872.1.015.1A	Cap		2	
	25	771.5.669.2B	Screw		6	
	26	771.5.667.2B	Screw		3	
	27	650.4.006.2A	R.H. switch		1	

CATALOGUE No:

ISSUED:

915.1.210.2A
12 - 04

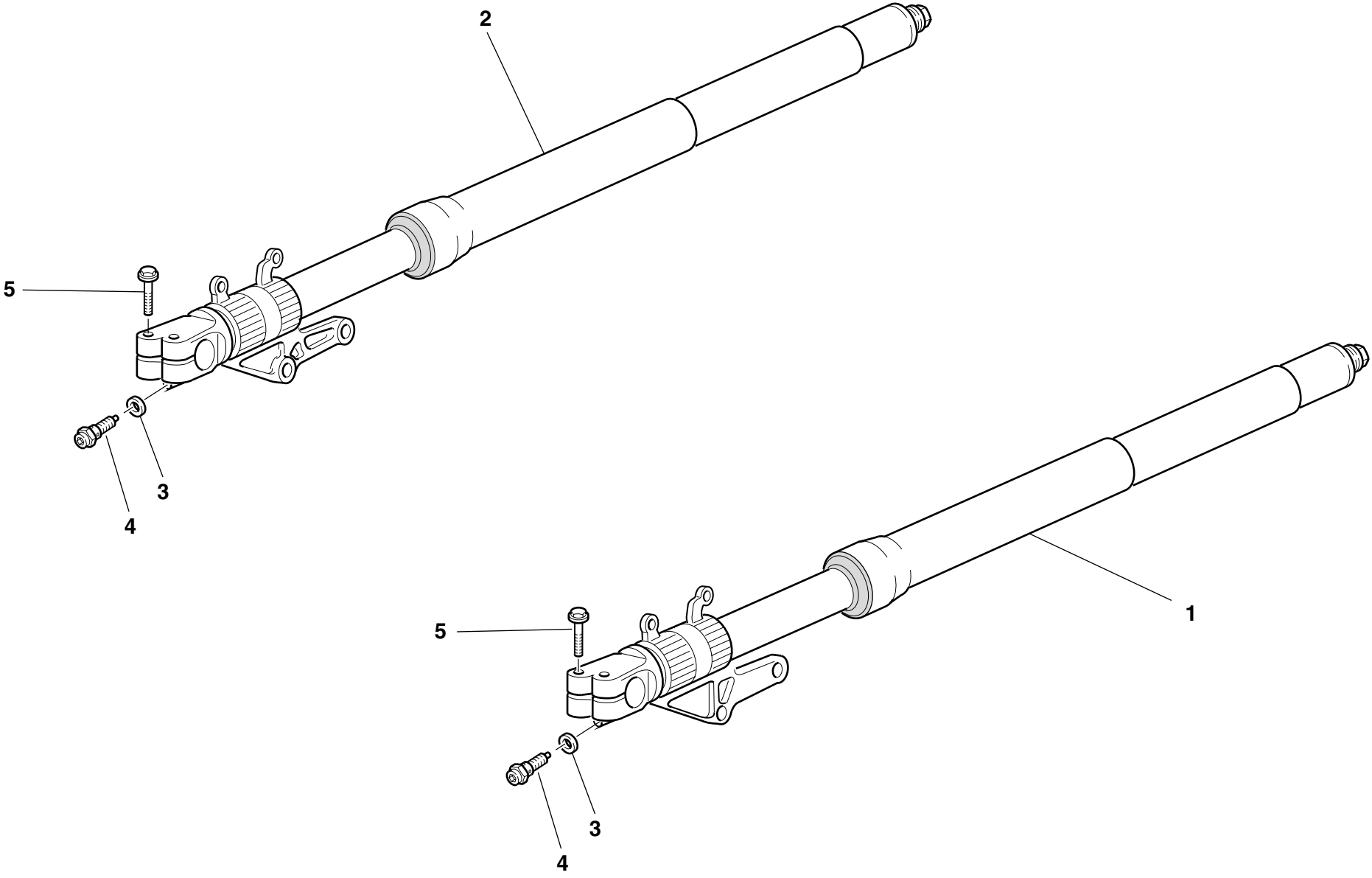
NOTES	NO.	CODE NO.	DESCRIPTION	VALIDITY	Q.TY	
	28	656.1.035.1A	Throttle control transmission		1	
	29	772.5.023.1A	Screw		2	
	30	8000.66774	Screw		2	
	31	658.4.002.1B	Cover		1	
	32	598.4.011.3A	Wrench		1	
	33	872.1.015.1A	Cap		2	
	34	734406N01	Washer		1	
	35	360.2.031.1A	R.H. handlebar		1	
	36	778.5.009.1A	Threaded dowel		1	
	37	771.5.066.2B	Screw		1	
	38	713.1.132.1A	Spacer		1	
	39	799.1.058.1A	Starter control transmission return spring		1	
	40	655.2.009.1A	Starter control		1	
	41	777.5.210.2A	Screw		2	

CATALOGUE No:

ISSUED:

915.1.210.2A
12 - 04


DRAWING 022a FRONT FORK



DRAWING

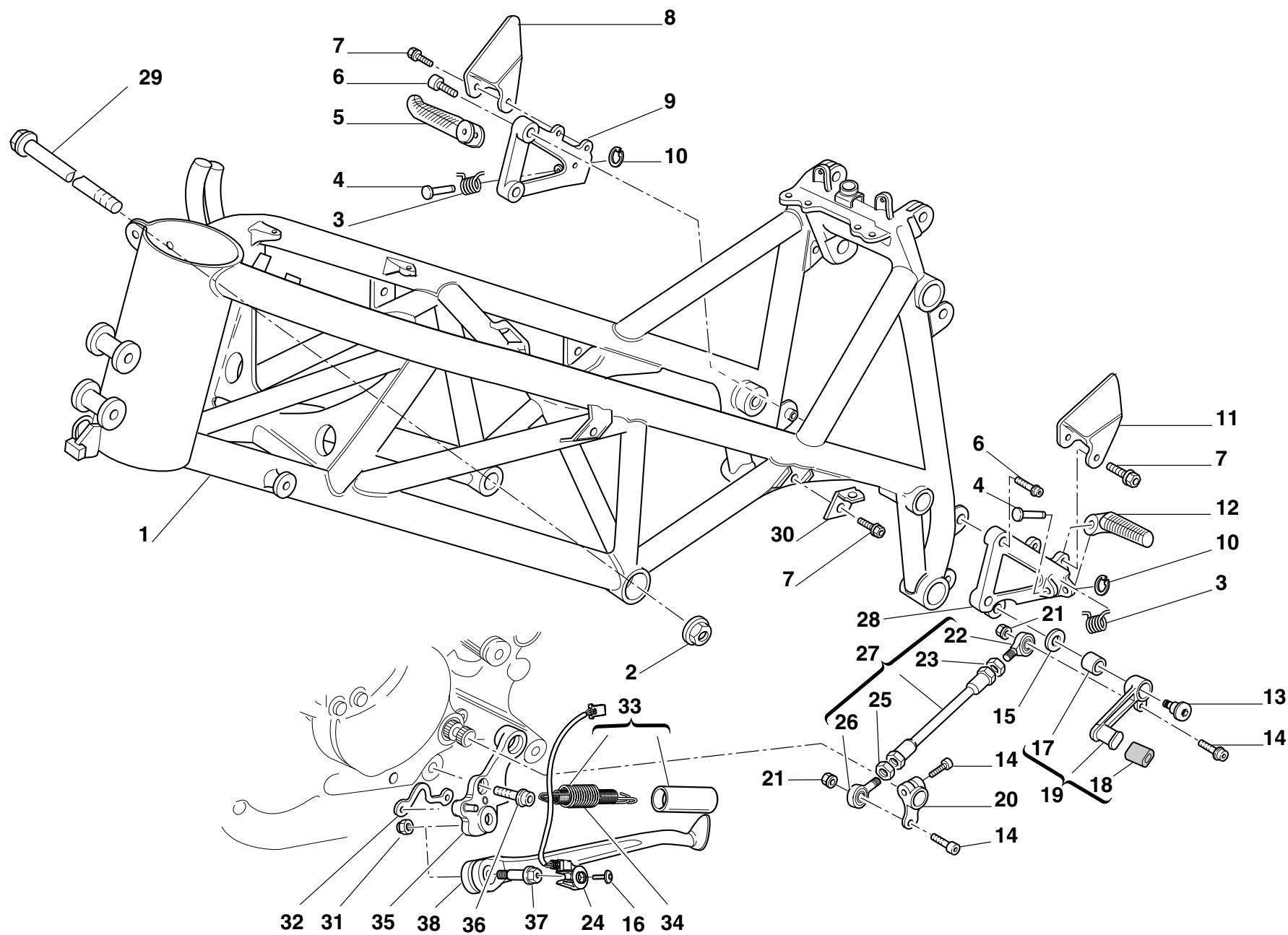
022a

FRONT FORK

NOTES	NO.	CODE NO.	DESCRIPTION	VALIDITY	Q.TY	
	1	340.2.128.2A	L.H. fork leg assembly		1	
	2	340.2.129.2A	L.H. fork leg assembly		1	
	3	349.1.096.1A	Special washer		2	
	4	349.2.010.1A	Adjusting screw		2	
	5	8A00.69056	Screw		4	

NOTES	NO.	CODE NO.	DESCRIPTION	VALIDITY	Q.TY	
-------	-----	----------	-------------	----------	------	---

DRAWING 023 FRAME



DRAWING

023


FRAME

NOTES	NO.	CODE NO.	DESCRIPTION	VALIDITY	Q.TY	
	1	470.1.061.1AA	Frame		1	
	2	750.1.054.1A	Nut		2	
	3	799.1.045.1A	Spring		2	
	4	821.1.051.1A	Pin		2	
	5	464.1.006.1A	Front R.H. foot peg		1	
	6	771.5.723.2B	Screw		4	
	7	772.5.025.1A	Screw		8	
	8	247.1.074.1A	Protection		1	
	9	824.1.016.1A	R.H. foot peg holder plate		1	
	10	884.5.003.1A	Ring		2	
	11	247.1.073.1A	Protection		1	
	12	464.1.005.1A	Front L.H. foot peg		1	
	13	821.1.170.1A	Pin		1	
	14	771.5.667.2B	Screw		3	
	15	852.1.053.1A	Washer		1	
	16	779.4.005.2A	Screw		1	
	17	0000.59056	Bush		1	
	18	764.1.011.1A	Rubber pad		1	
	19	456.2.007.1A	Gearchange lever		1	
	20	456.1.006.2A	Gearchange control lever		1	
	21	763106N01	El-stop nut		2	
	22	848.5.001.1A	Ball joint		1	
	23	747.5.001.1A	L.H. nut		1	
	24	539.1.023.2A	Switch		1	
	25	60N115062	Nut		1	
	26	848.5.002.1A	Ball joint		1	
	27	117.2.030.1A	Gearbox transmission rod assembly		1	

CATALOGUE No:

ISSUED:

915.1.210.2A
12 - 04

NOTES	NO.	CODE NO.	DESCRIPTION	VALIDITY	Q.TY	
	28	824.1.015.1A	L.H. foot peg holder plate		1	
	29	779.1.213.1A	Screw		2	
	30	827.1.067.1A	Plate		4	
	31	750.1.048.1A	Nut		1	
	32	829.1.260.2A	Plate		1	
	33	799.2.001.1A	Complete spring		1	
	34	8000.62676	Inner spring		1	
	35	556.2.025.1A	Plate		1	
	36	771.5.754.2B	Screw		2	
	37	821.1.103.1A	Pin		1	
	38	556.1.013.2A	Side stand		1	

CATALOGUE No:

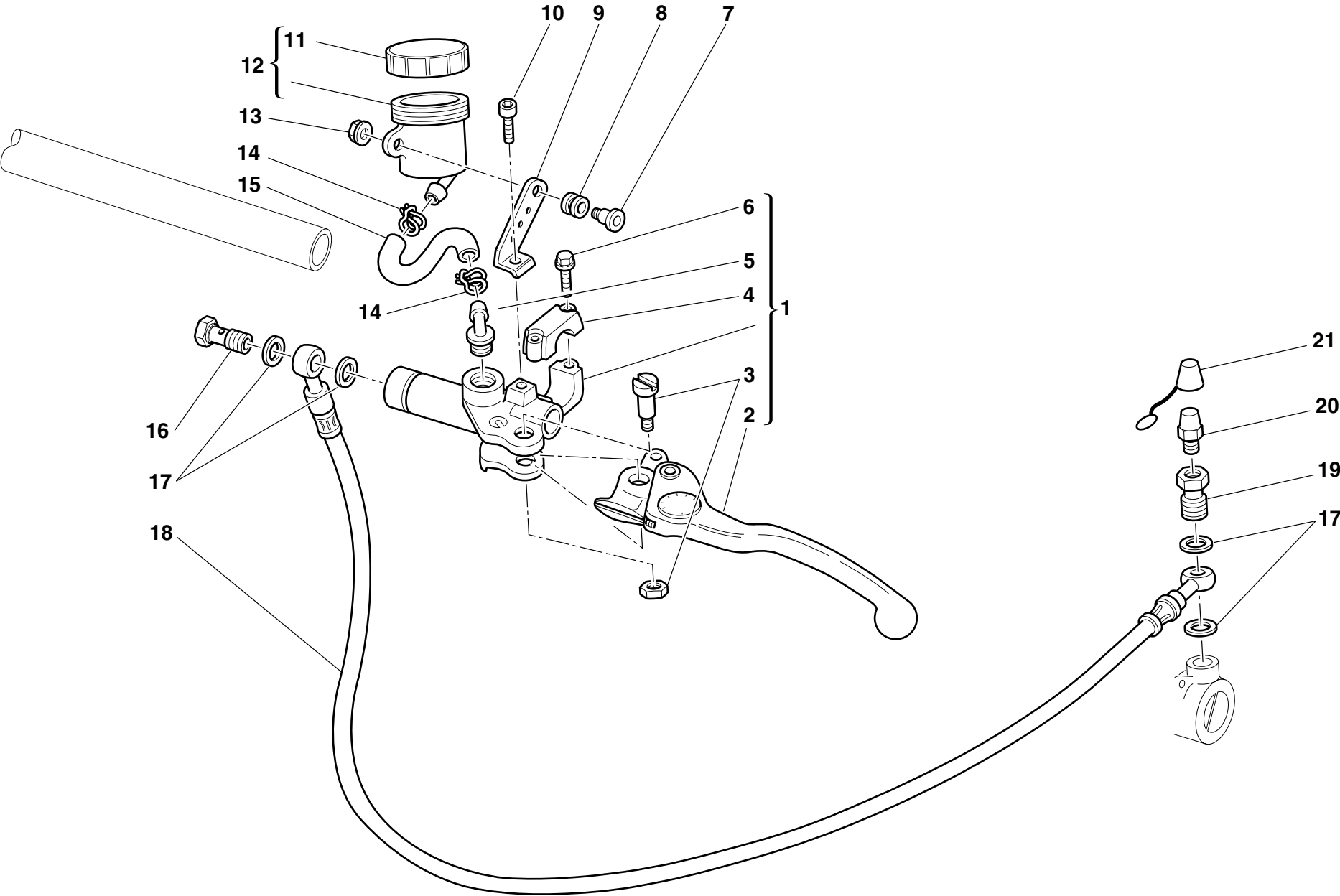
ISSUED:

915.1.210.2A
12 - 04

DRAWING

024


CLUTCH CONTROL



DRAWING

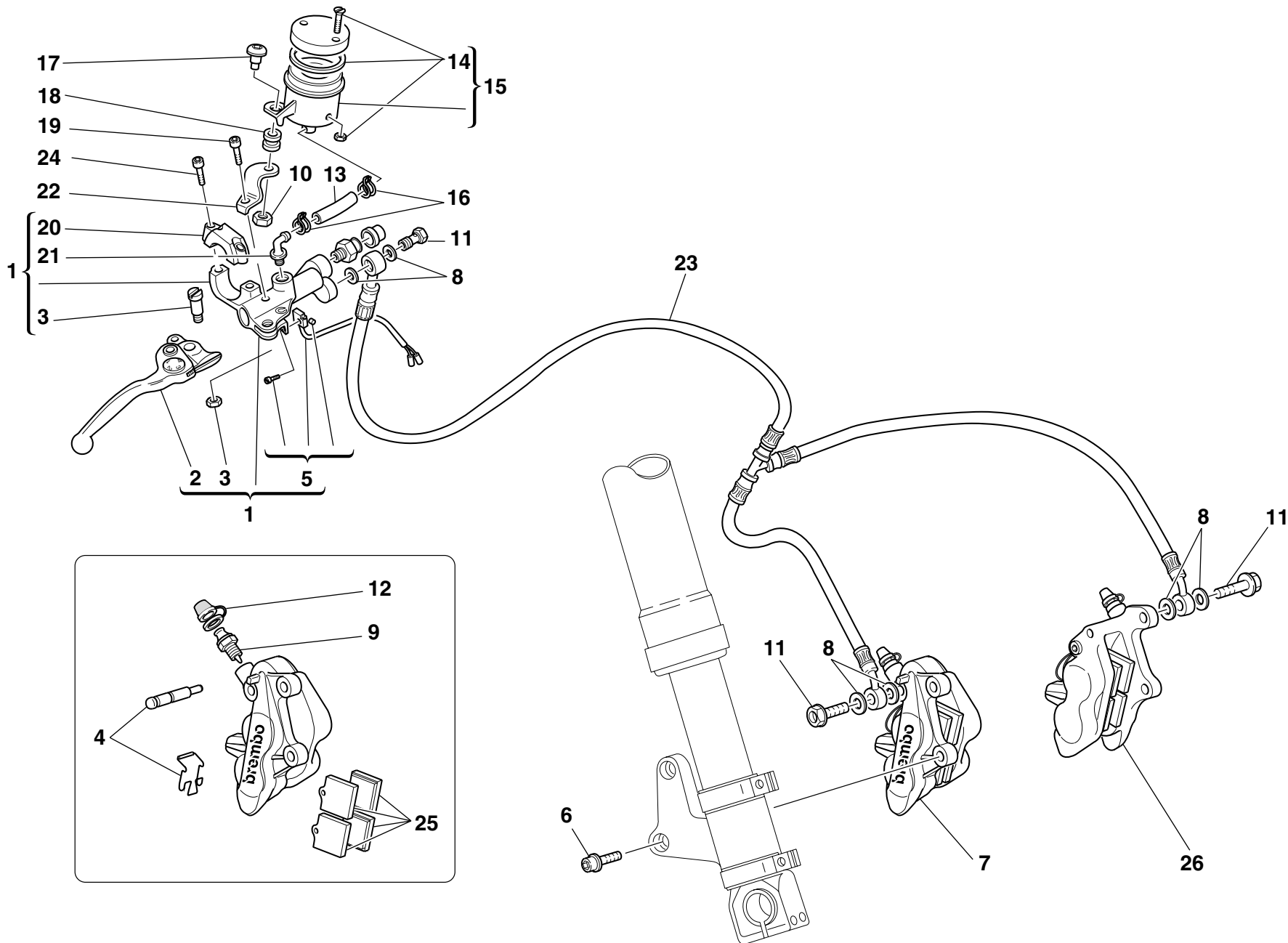
024

CLUTCH CONTROL

NOTES	NO.	CODE NO.	DESCRIPTION	VALIDITY	Q.TY	
	1	630.4.010.1AB	Clutch drive pump		1	
	2	631.4.009.1A	Lever with dowel		1	
	3	626.4.011.1A	Spare lever pin		1	
	4	626.4.010.1A	Spare bracket		1	
	5	631.4.008.1A	Spare union		1	
	6	771.5.669.2B	Screw		2	
	7	779.1.092.1A	Screw		1	
	8	0370.72.020	Vibration damper pad		1	
	9	829.1.228.1A	Plate		1	
	10	70700.6N02	Screw		1	
	11	893.4.005.1A	Cap		1	
	12	0000.61078	Complete oil tank		1	
	13	8000.56443	Nut		1	
	14	741.4.043.1A	Hose guide		2	
	15	877.1.037.1A	Tube		1	
	16	779.1.058.1A	Special screw		1	
	17	420.2.001.0A	Gasket th.1		4	
	18	632.1.018.2A	Clutch control pipe (METAL PLAITED)		1	
	19	779.1.082.1A	Union		1	
	20	0000.33552	Bleed		1	
	21	612.4.005.1A	Dust seal		1	

NOTES	NO.	CODE NO.	DESCRIPTION	VALIDITY	Q.TY	
-------	-----	----------	-------------	----------	------	---

DRAWING 025 FRONT HYDRAULIC BRAKE



DRAWING

025

FRONT HYDRAULIC BRAKE

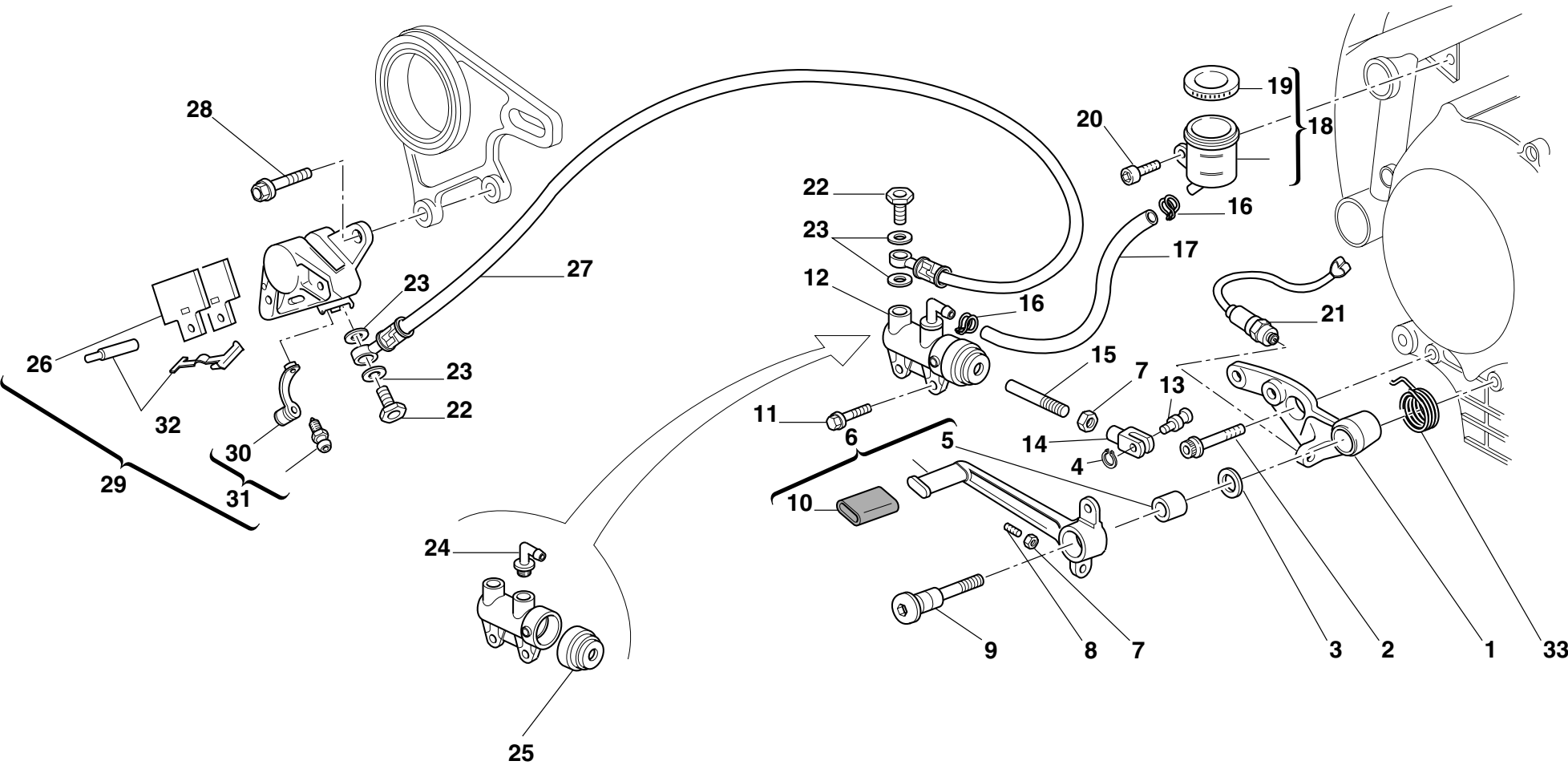
NOTES	NO.	CODE NO.	DESCRIPTION	VALIDITY	Q.TY	
	1	624.4.016.1B	Front brake pump		1	
	2	626.4.007.1A	Lever with dowel		1	
	3	626.4.011.1A	Spare lever pin		1	
	4	612.4.022.1A	Spare pins and spring		2	
	5	539.4.021.1A	Microswitch		1	
	6	771.5.431.2B	Screw		4	
	7	610.4.025.1A	R.H. brake caliper		1	
	8	420.2.001.0A	Gasket th.1		6	
	9	612.4.020.1A	Spare bleed union		2	
	10	8000.56443	Nut		1	
	11	779.1.058.2A	Special screw		3	
	12	612.4.005.1A	Dust seal		1	
	13	877.1.067.1A	Tube		1	
	14	8000.68490	Spare cap		1	
	15	0000.66181	Complete oil tank		1	
	16	741.4.043.1A	Hose guide		2	
	17	779.1.092.1A	Screw		1	
	18	0370.72.020	Vibration damper pad		1	
	19	70700.6N02	Screw		1	
	20	626.4.008.1A	Spare bracket		1	
	21	631.4.008.1A	Spare union		1	
	22	829.1.238.1A	Bracket		1	
	23	618.4.038.1A	Caliper pump pipe		1	
	24	771.5.669.2B	Screw		2	
	25	613.4.030.1A	Set of 4 pads		2	
	26	610.4.026.1A	L.H. brake caliper		1	

NOTES	NO.	CODE NO.	DESCRIPTION	VALIDITY	Q.TY	
-------	-----	----------	-------------	----------	------	---

DRAWING

026

REAR HYDRAULIC BRAKE



DRAWING


026

REAR HYDRAULIC BRAKE

NOTES	NO.	CODE NO.	DESCRIPTION	VALIDITY	Q.TY	
	1	829.1.078.1A	Holder		1	
	2	771.5.754.2B	Screw		1	
	3	852.1.054.1A	Washer		1	
	4	73500.0624	Circlip		1	
	5	0000.59056	Bush		1	
	6	457.2.008.1A	Brake control lever		1	
	7	60N115062	Nut		2	
	8	8000.67981	Threaded dowel		1	
	9	821.1.052.1A	Pedal pin		1	
	10	764.1.011.2A	Rubber pad		1	
	11	772.5.024.1A	Screw		2	
	12	625.4.006.1A	Rear brake pump		1	
	13	821.1.096.1A	Pin		1	
	14	184.1.001.1A	Fork		1	
	15	117.1.025.2A	Adjuster rod		1	
	16	741.4.043.1A	Hose guide		2	
	17	877.1.039.1A	Tube		1	
	18	0000.61078	Complete oil tank		1	
	19	893.4.005.1A	Cap		1	
	20	70700.6N02	Screw		1	
	21	539.4.003.1B	Switch		1	
	22	779.1.058.2A	Special screw		2	
	23	420.2.001.0A	Gasket th.1		4	
	24	631.4.008.1A	Spare union		1	
	25	626.4.013.1A	Dust cover		1	
	26	613.4.008.1A	Pads pair		1	
	27	619.4.001.2C	Rear brake line (METAL PLAITED)		1	

CATALOGUE No:
ISSUED:

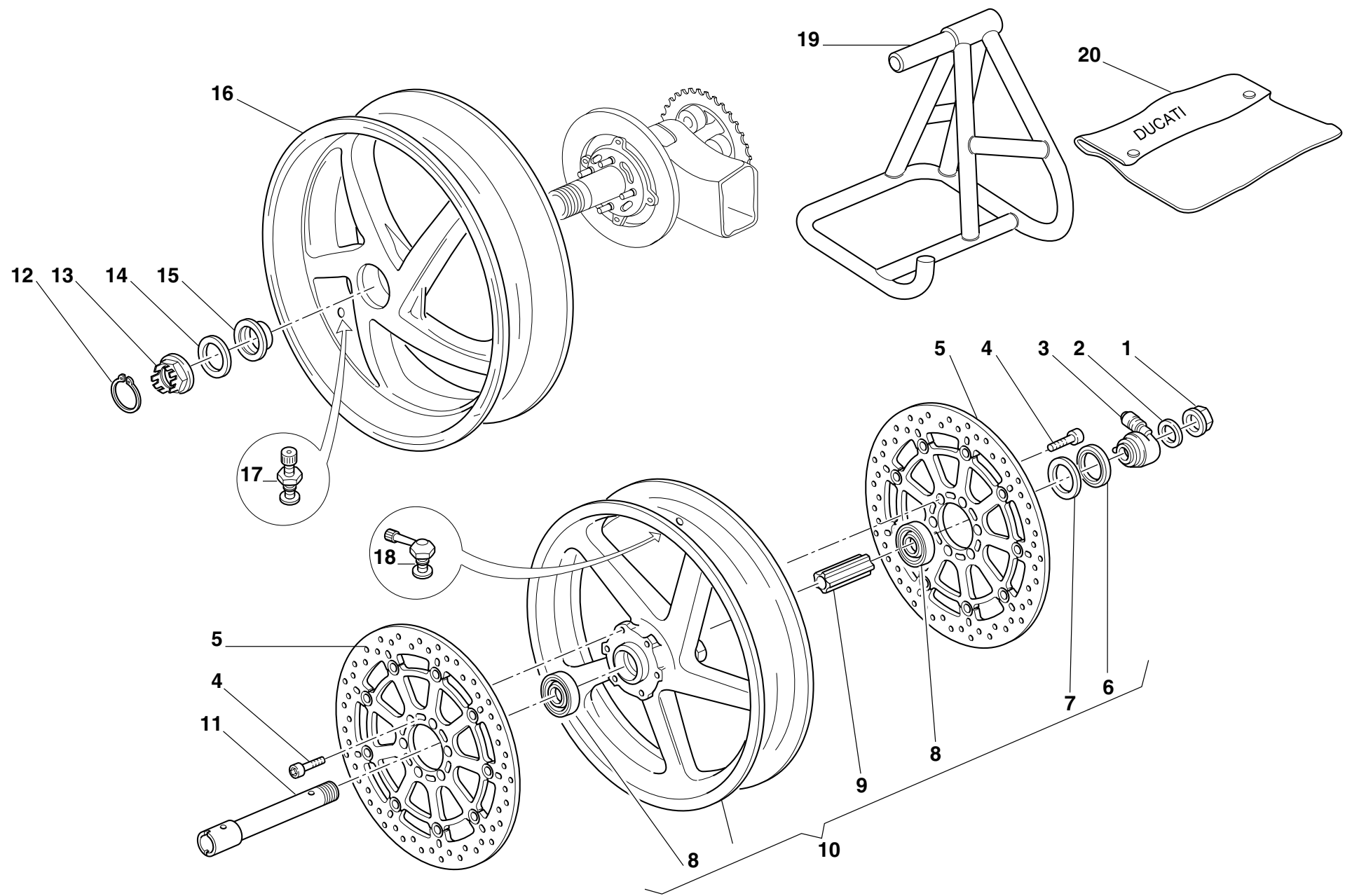
915.1.210.2A
12 - 04

NOTES	NO.	CODE NO.	DESCRIPTION	VALIDITY	Q.TY	
	28	0000.69056	Screw		2	
	29	611.4.005.2A	Rear brake caliper		1	
	30	612.4.008.1A	Dust seal		1	
	31	0000.39727	Spare bleed union		1	
	32	612.4.013.1A	Spare pins and spring		1	
	33	799.1.083.1B	Spring		1	


CATALOGUE No:
ISSUED:

915.1.210.2A
12 - 04

DRAWING 027 FRONT AND REAR WHEELS

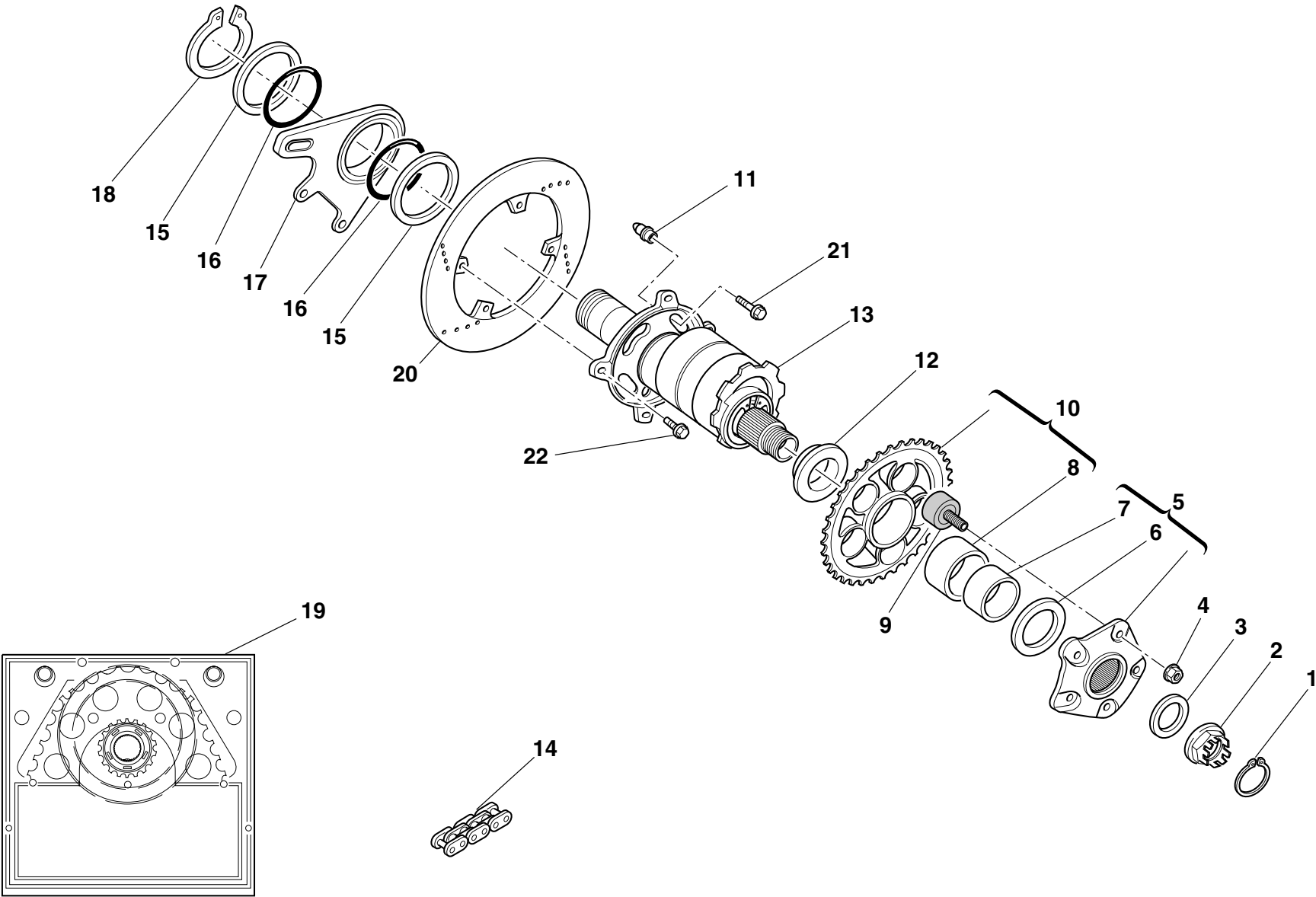


DRAWING **027** FRONT AND REAR WHEELS

NOTES	NO.	CODE NO.	DESCRIPTION	VALIDITY	Q.TY	
	1	748.1.014.1A	Nut		1	
	2	8000.70119	Washer		1	
	3	498.1.009.1A	Speedometer transmission		1	
	4	771.1.020.1A	Screw		12	
	5	492.4.026.1A	Brake disc		2	
	6	0000.64471	Seal ring		1	
	7	0000.62648	Relay drive ring		1	
	8	75162.2566	Bearing		2	
	9	714.1.028.1A	Inner spacer		1	
	10	501.2.105.1AA	Front wheel rim		1	
	11	819.1.017.1A	Front wheel spindle		1	
	12	759.1.009.1A	Clip		1	
	13	750.1.019.1A	Nut		1	
	14	852.1.057.1A	Washer		1	
	15	714.1.027.1A	Washer		1	
	16	502.2.107.1AA	Rear wheel rim		1	
	17	0803.77.010	Valve		1	
	18	497.2.001.2A	Valve		1	
	19	699.2.064.1A	Stand		1	
	20	919.1.001.2A	Motrocycle's canvas cover (RED)		1	

NOTES	NO.	CODE NO.	DESCRIPTION	VALIDITY	Q.TY	
-------	-----	----------	-------------	----------	------	---


DRAWING 028 REAR WHEEL PIN



DRAWING

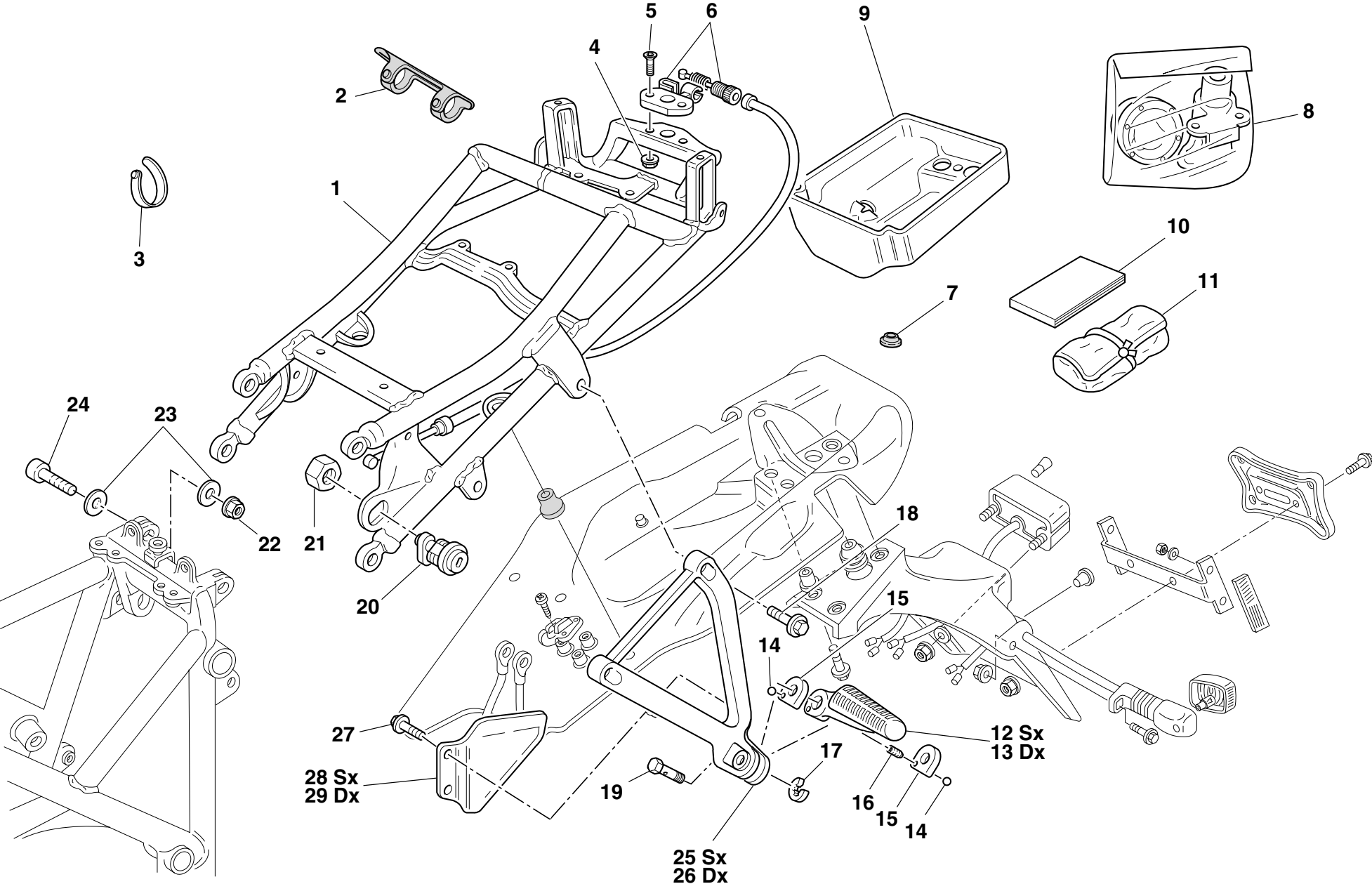
028

REAR WHEEL PIN

NOTES	NO.	CODE NO.	DESCRIPTION	VALIDITY	Q.TY	
	1	759.1.008.1A	Clip		1	
	2	750.1.018.1A	L.H. nut		1	
	3	852.1.055.1A	Washer		1	
	4	748.4.024.1AB	Nut		5	
	5	160.1.021.1C	Rear sprocket flange		1	
	6	852.1.058.2A	Washer		1	
	7	711.1.067.1A	Bush		1	
	8	712.1.018.1A	Bush		1	
	9	700.1.017.1E	Rubber cush drive hub		5	
	10	494.2.043.1A	Ring gear z=36		1	
	11	863.1.001.1D	Pin		4	
	12	714.1.041.1A	Spacer		1	
	13	819.2.039.2A	Hub		1	
	14	676.4.021.1A	Chain (94 Links)		1	
	15	852.1.059.1A	Washer		2	
	16	886.5.003.1A	O-Ring		2	
	17	825.1.009.1A	Caliper holder plate		1	
	18	884.5.004.1A	Circlip		1	
	19	676.2.038.1A	Final drive kit		1	
	20	492.4.011.1B	Rear brake disc		1	
	21	772.1.005.1B	Screw		4	
	22	773.5.120.8B	Screw		4	

NOTES	NO.	CODE NO.	DESCRIPTION	VALIDITY	Q.TY	
-------	-----	----------	-------------	----------	------	---


DRAWING **029** REAR FRAME (bip)-REAR FOOT RESTS



DRAWING

029

REAR FRAME (bip)-REAR FOOT RESTS


NOTES	NO.	CODE NO.	DESCRIPTION	VALIDITY	Q.TY	
	1	470.1.032.1AB	Rear frame		1	
	2	741.1.011.1A	Hose guide		4	
	3	8000.53724	Hose guide		1	
	4	8000.56443	Nut		4	
	5	777.5.038.2B	Screw		2	
	6	732.2.002.2A	Lock latch		1	
	7	764.4.003.1A	Fairlead		2	
	8	598.2.028.1A	Locks kit		1	
	9	559.2.004.2A	Tool box		1	
	10	913.7.096.1E	Owner's manual		1	
	11	697.2.013.1A	Tool bag		1	
	12	465.1.008.1A	Rear L.H. foot peg		1	
	13	465.1.010.1A	Rear R.H. foot peg		1	
	14	80N0.21507	Ball		4	
	15	827.1.115.1A	Plate		4	
	16	8000.62655	Spring		2	
	17	0170.91.730	Ring		2	
	18	771.5.723.2B	Screw		4	
	19	821.1.068.1A	Pin		2	
	20	598.2.023.1A	Seat lock		1	
	21	750.1.024.1A	Nut		1	
	22	747.1.005.1A	Nut		4	
	23	852.1.071.1A	Washer		8	
	24	771.5.125.2C	Screw		4	
	25	824.1.031.1A	Rear L.H. foot peg holder plate		1	
	26	824.1.032.1A	Rear R.H. foot peg holder plate		1	
	27	772.5.003.1A	Screw		4	

CATALOGUE No:

ISSUED:

915.1.210.2A

12 - 04

NOTES	NO.	CODE NO.	DESCRIPTION	VALIDITY	Q.TY	
	28	247.1.096.1A	L.H. protection		1	
	29	247.1.097.1A	R.H. protection		1	

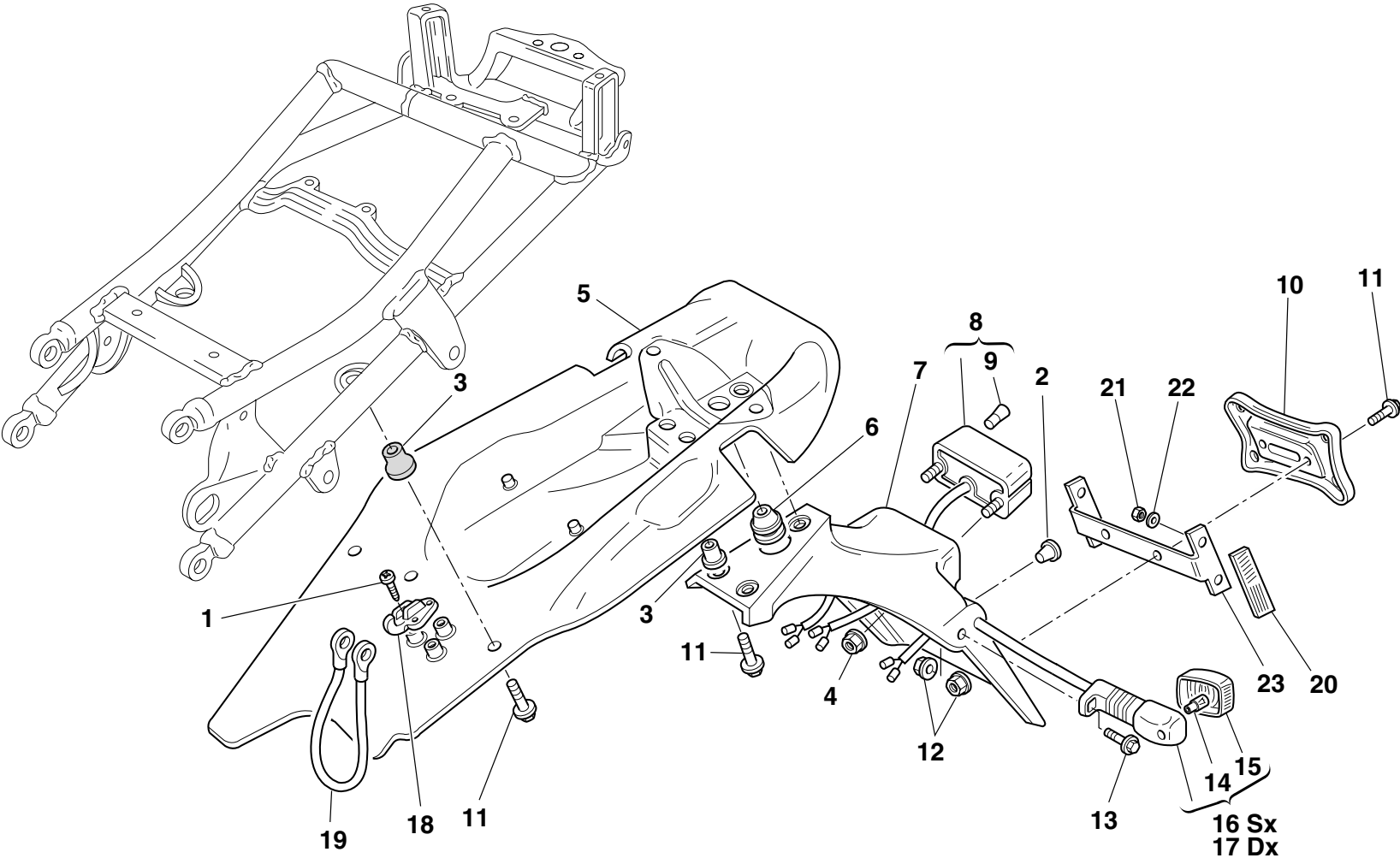
CATALOGUE No:

ISSUED:

915.1.210.2A

12 - 04


DRAWING **029a** NUMBER PLATE HOLDER



DRAWING

029a

NUMBER PLATE HOLDER

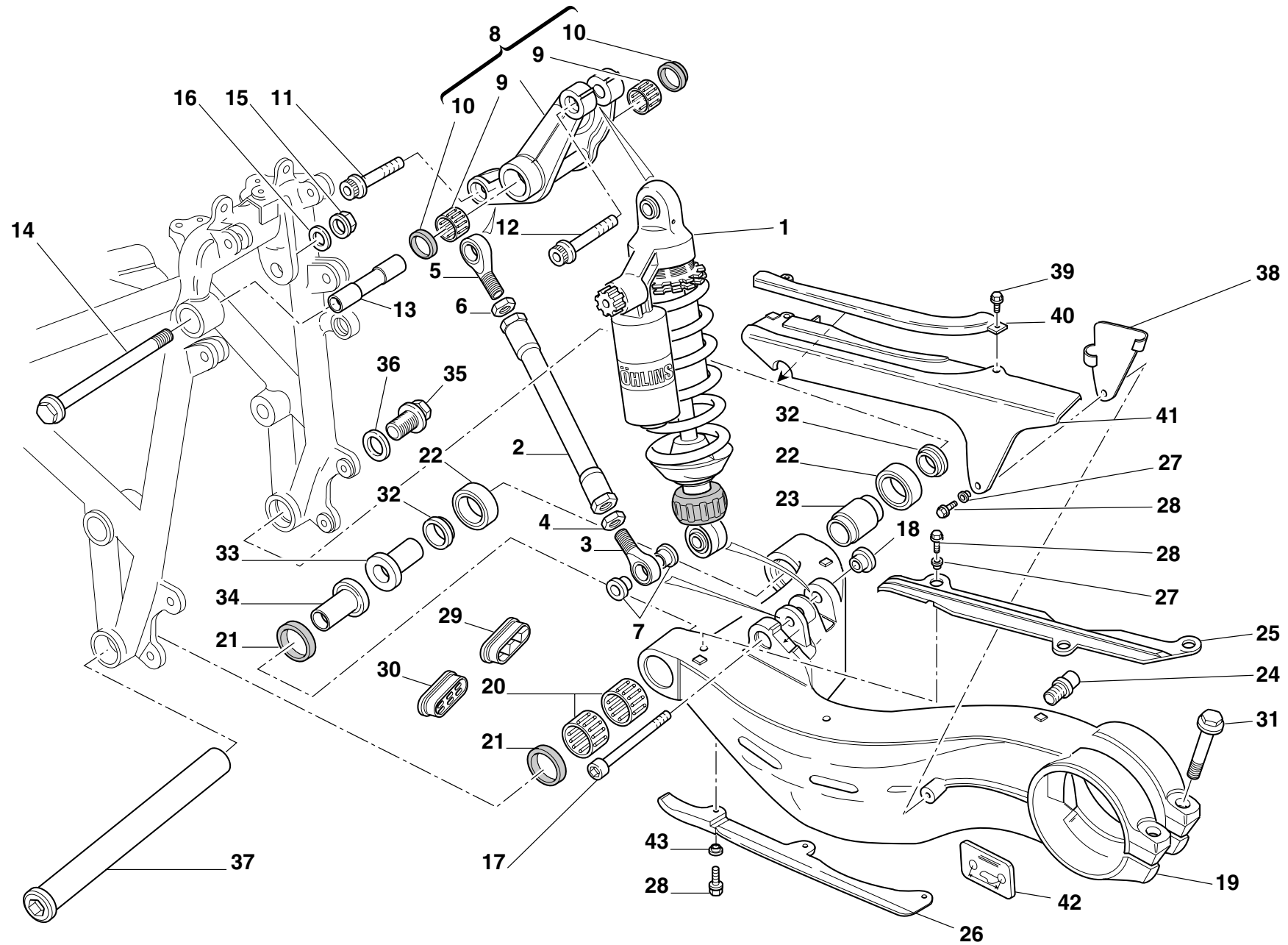
NOTES	NO.	CODE NO.	DESCRIPTION	VALIDITY	Q.TY	
	1	72237.0657	Self-tapping screw		3	
	2	764.1.084.1A	Vibration damper pad		2	
	3	0364.99.020	Bush		7	
	4	8000.56443	Nut		2	
	5	486.1.038.1C	Panel (BLACK)		1	
	6	0000.07051	Fairlead		1	
	7	561.1.010.1A	Number plate holder		1	
	8	525.1.004.2A	Tail lamp		1	
	9	8000.36230	Bulb		1	
	10	561.1.019.1A	Plate		1	
	11	772.5.024.1A	Screw		9	
	12	729906FN1	Nut		4	
	13	771.5.667.2B	Screw		2	
	14	8000.36726	Bulb		2	
	15	532.4.001.1A	Cup		2	
	16	8000.74504	Turn indicator		1	
	17	8000.74505	Turn indicator		1	
	18	760.4.003.1A	Hook		1	
	19	732.1.017.1A	Helmet anti-theft wire		1	
	20	529.1.006.1A	Reflector		2	
	21	749.5.001.1A	Nut		4	
	22	852.5.001.1A	Washer		4	
	23	829.1.136.1A	Holder		1	

NOTES	NO.	CODE NO.	DESCRIPTION	VALIDITY	Q.TY	
-------	-----	----------	-------------	----------	------	---

DRAWING

030

REAR SUSPENSION



DRAWING

030


REAR SUSPENSION

NOTES	NO.	CODE NO.	DESCRIPTION	VALIDITY	Q.TY	
	1	365.2.016.1C	Shock absorber (biposto)		1	
	2	875.1.022.2A	Tie rod		1	
	3	76401.0009	Ball joint		1	
	4	750.1.022.1A	Nut		1	
	5	76401.0010	Ball joint		1	
	6	750.1.021.1A	Nut		1	
	7	710.1.025.1A	Bush		4	
	8	372.2.004.1A	Rocker assembly		1	
	9	701.4.004.1A	Needle bearing		2	
	10	930.4.011.1A	Seal ring		2	
	11	771.5.937.2B	Screw		1	
	12	771.5.938.2B	Screw		1	
	13	715.1.003.1A	Spacer		1	
	14	772.1.002.1A	Screw		1	
	15	729910FF1	Nut		1	
	16	0023.37.153	Washer		1	
	17	771.1.003.1A	Screw		1	
	18	710.1.026.1A	Bush		1	
	19	370.1.014.1A	Swingarm		1	
	20	701.4.017.1A	Needle bearing		2	
	21	930.5.012.1A	Seal ring		2	
	22	702.5.045.1A	Bearing		2	
	23	713.1.078.1A	Inner spacer		1	
	24	832.1.003.1A	Pin		1	
	25	447.1.019.1A	Upper chain sliding shoer		1	
	26	447.1.020.1A	Lower chain sliding shoe		1	
	27	8000.62653	Spacer		5	

CATALOGUE No:

ISSUED:

915.1.210.2A
12 - 04

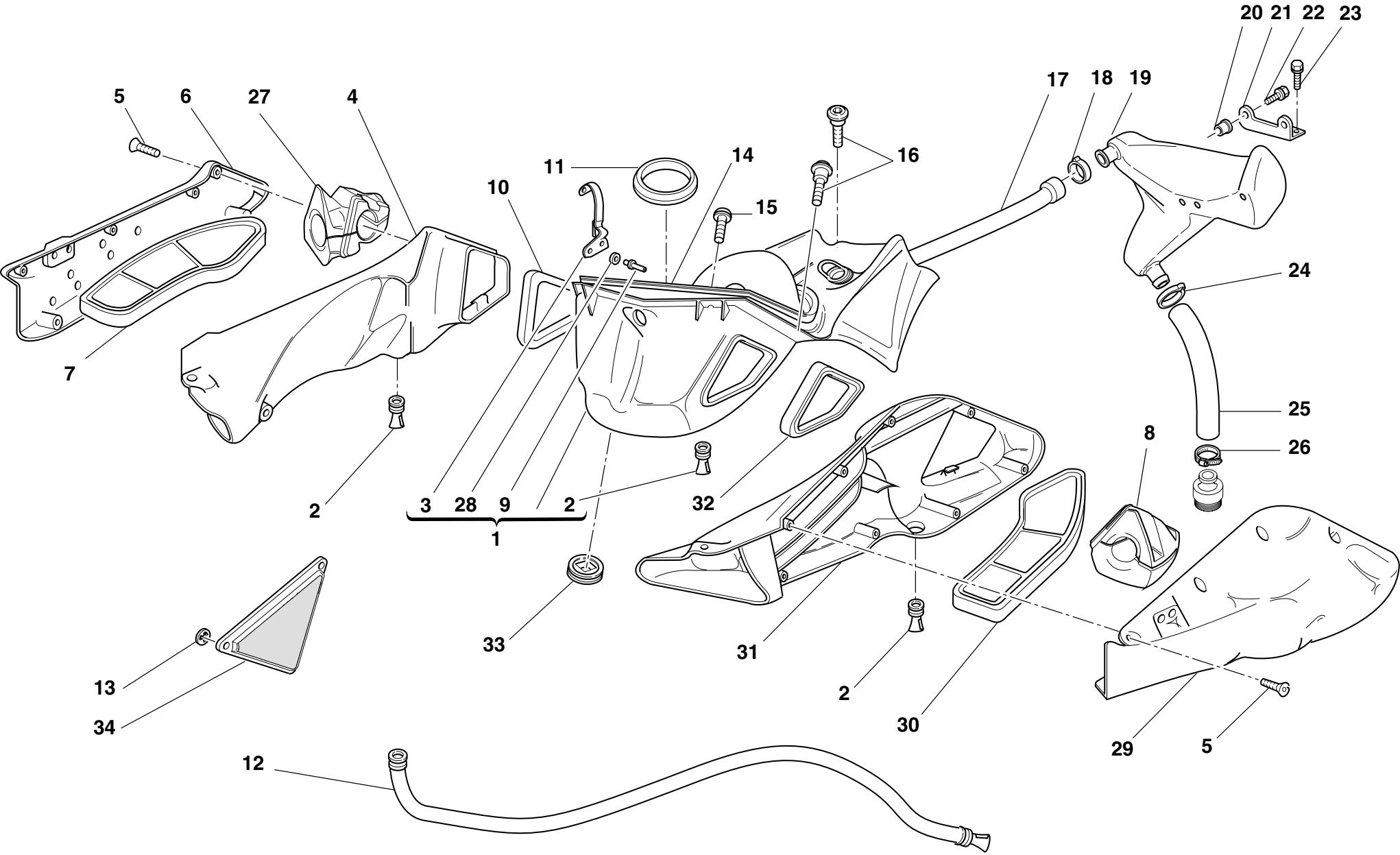
NOTES	NO.	CODE NO.	DESCRIPTION	VALIDITY	Q.TY	
	28	8000.62726	Screw		8	
	29	872.1.016.1A	Cap		1	
	30	872.1.017.1A	Cap		1	
	31	772.1.004.2A	Screw		2	
	32	712.1.019.1A	Outer spacer		2	
	33	710.1.023.1A	Bush		1	
	34	710.1.024.1A	Bush		1	
	35	772.1.003.1A	Screw		1	
	36	852.1.068.1A	Washer		1	
	37	369.1.003.1A	Swingarm pivot		1	
	38	830.1.127.1A	Bracket		1	
	39	772.5.024.1A	Screw		2	
	40	460.1.040.1A	Protection		1	
	41	446.1.002.1A	Chain guard		1	
	42	433.1.167.1A	Chain adjustment sticker		1	
	43	716.1.044.1A	Spacer		3	

CATALOGUE No:

ISSUED:

915.1.210.2A
12 - 04

DRAWING 031 AIR INDUCTION-OIL VENT



DRAWING

031

AIR INDUCTION-OIL VENT


NOTES	NO.	CODE NO.	DESCRIPTION	VALIDITY	Q.TY	
	1	442.2.070.1AA	Air box (RED)		1	
	2	0000.48971	Rubber pad		3	
	3	850.2.002.1A	Hook		4	
	4	442.1.015.1B	R.H. air filter box		1	
	5	774.5.002.1B	Screw		16	
	6	246.1.005.1A	R.H. filter case cover		1	
	7	426.2.003.1A	R.H. air filter		1	
	8	812.1.025.1A	L.H. restriction		1	
	9	736.4.013.1B	Shear rivet		8	
	10	788.1.045.1A	R.H. gasket		1	
	11	791.1.035.1A	Gasket		2	
	12	876.1.078.1A	Exhaust pipe		1	
	13	850.4.037.2A	Quik fastening		6	
	14	791.1.041.1B	Airbox-tank gasket		1	
	15	772.1.008.1A	Special screw		2	
	16	772.1.017.1A	Special screw		4	
	17	876.2.054.1A	Breather pipe		1	
	18	8000.50450	Hose guide		1	
	19	585.1.028.1B	Oil breather tank		1	
	20	0000.63150	Insert		2	
	21	827.1.099.2A	Plate		1	
	22	8A00.67997	Screw		2	
	23	772.5.025.1A	Screw		2	
	24	8000.50454	Hose guide		1	
	25	876.1.076.1A	Breather pipe		1	
	26	741.5.027.1B	Hose guide		1	
	27	812.1.024.1A	R.H. restriction		1	

CATALOGUE No:

ISSUED:

915.1.210.2A

12 - 04

NOTES	NO.	CODE NO.	DESCRIPTION	VALIDITY	Q.TY	
	28	852.1.079.1A	Washer		8	
	29	246.1.004.1A	L.H. filter case cover		1	
	30	426.2.002.1A	L.H. air filter		1	
	31	442.1.014.1B	L.H. air filter box		1	
	32	788.1.044.1A	L.H. gasket		1	
	33	764.1.025.1A	Seal		1	
	34	486.1.060.1A	Panel		2	

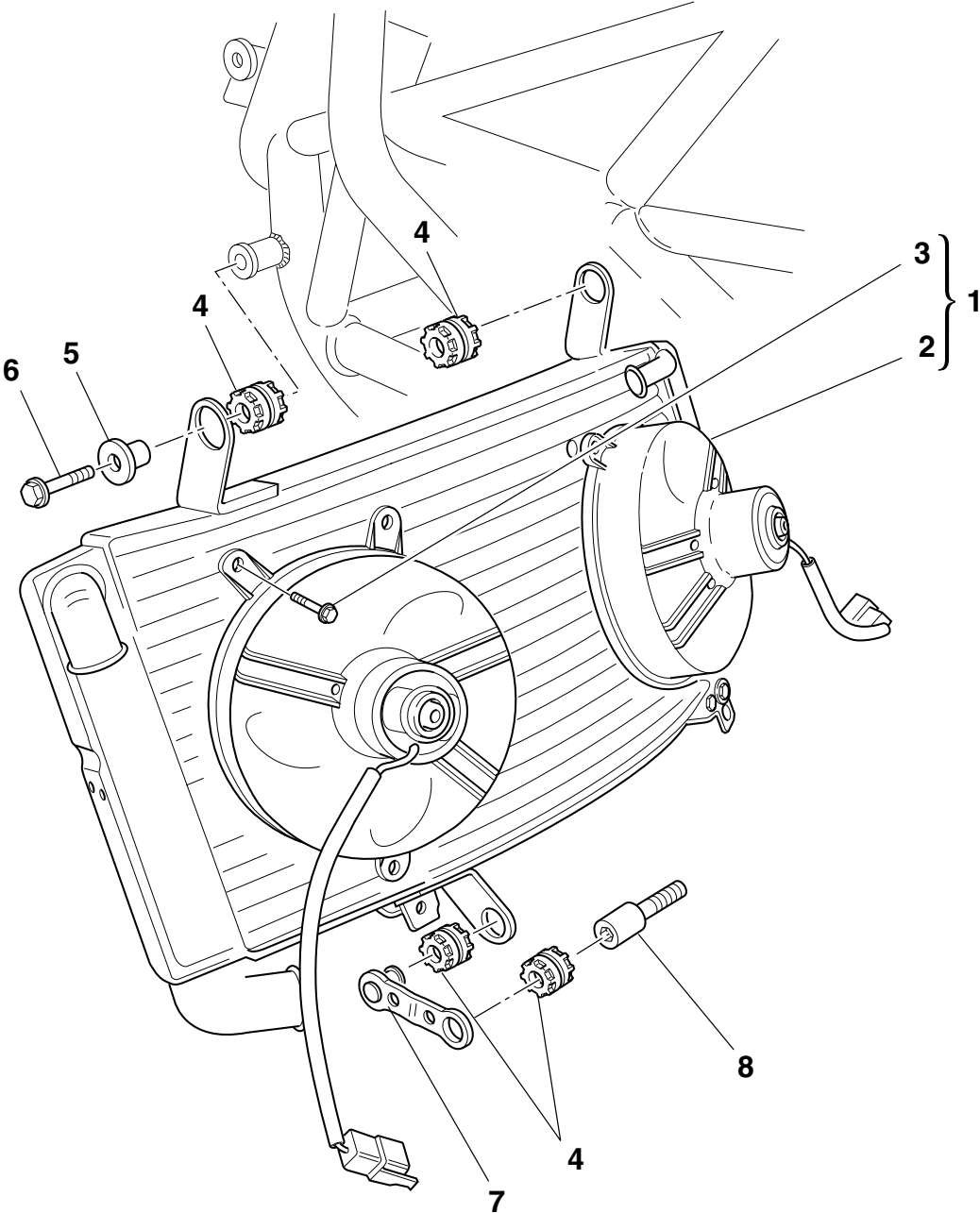
CATALOGUE No:

ISSUED:

915.1.210.2A

12 - 04


DRAWING 032 WATER RADIATOR ASSY



DRAWING

032

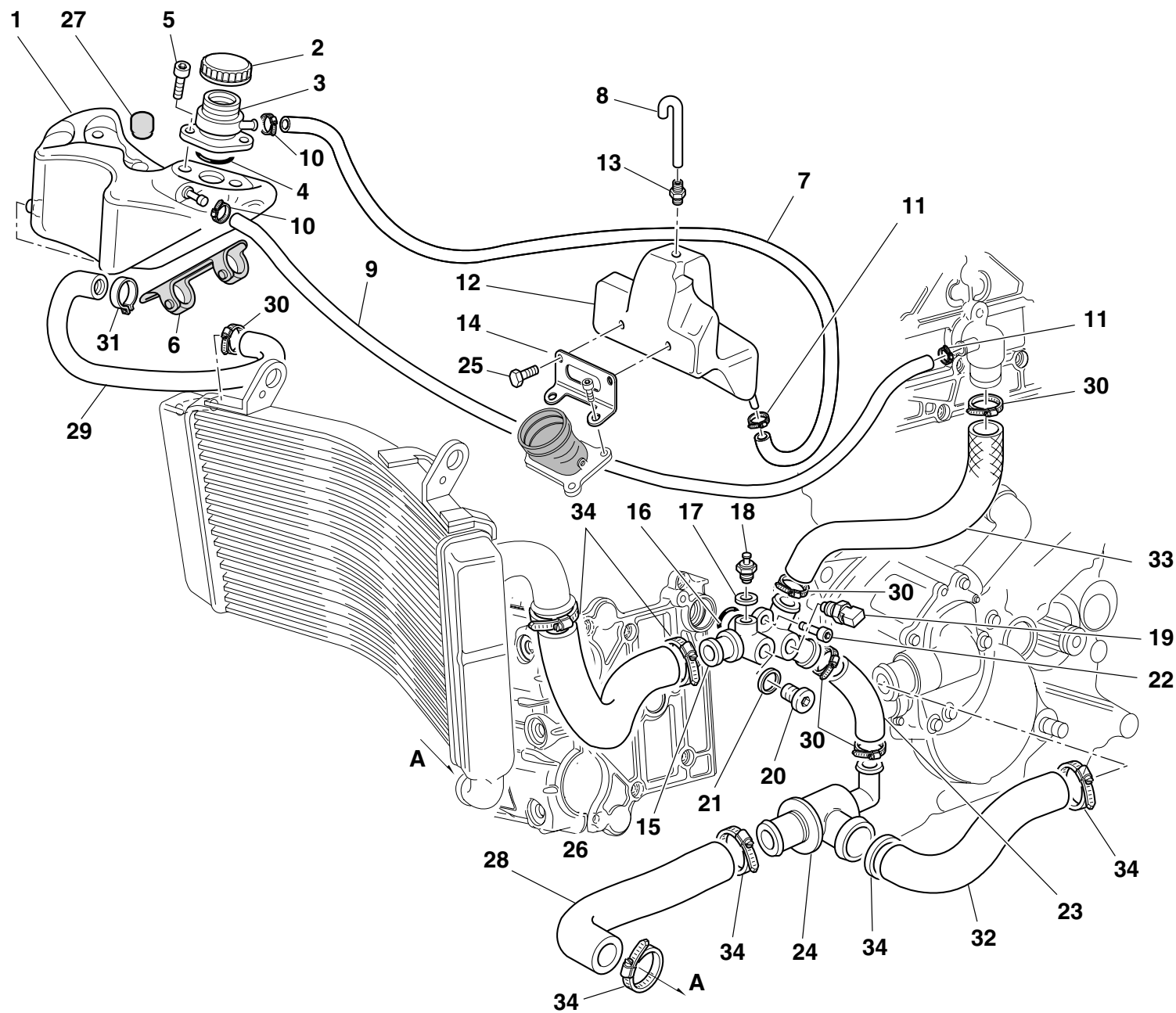
WATER RADIATOR ASSY

NOTES	NO.	CODE NO.	DESCRIPTION	VALIDITY	Q.TY	
	1	548.4.028.1A	Water radiator		1	
	2	550.4.011.1A	Electric fan		2	
	3	772.5.025.1A	Screw		6	
	4	764.1.022.1A	Vibration damper pad		4	
	5	713.1.304.1A	Spacer		1	
	6	0000.62729	Screw		1	
	7	830.1.210.1A	Holder		1	
	8	779.1.202.1A	Special screw		1	


NOTES	NO.	CODE NO.	DESCRIPTION	VALIDITY	Q.TY	
-------	-----	----------	-------------	----------	------	---

DRAWING 033


COOLING CIRCUIT



DRAWING **033** COOLING CIRCUIT

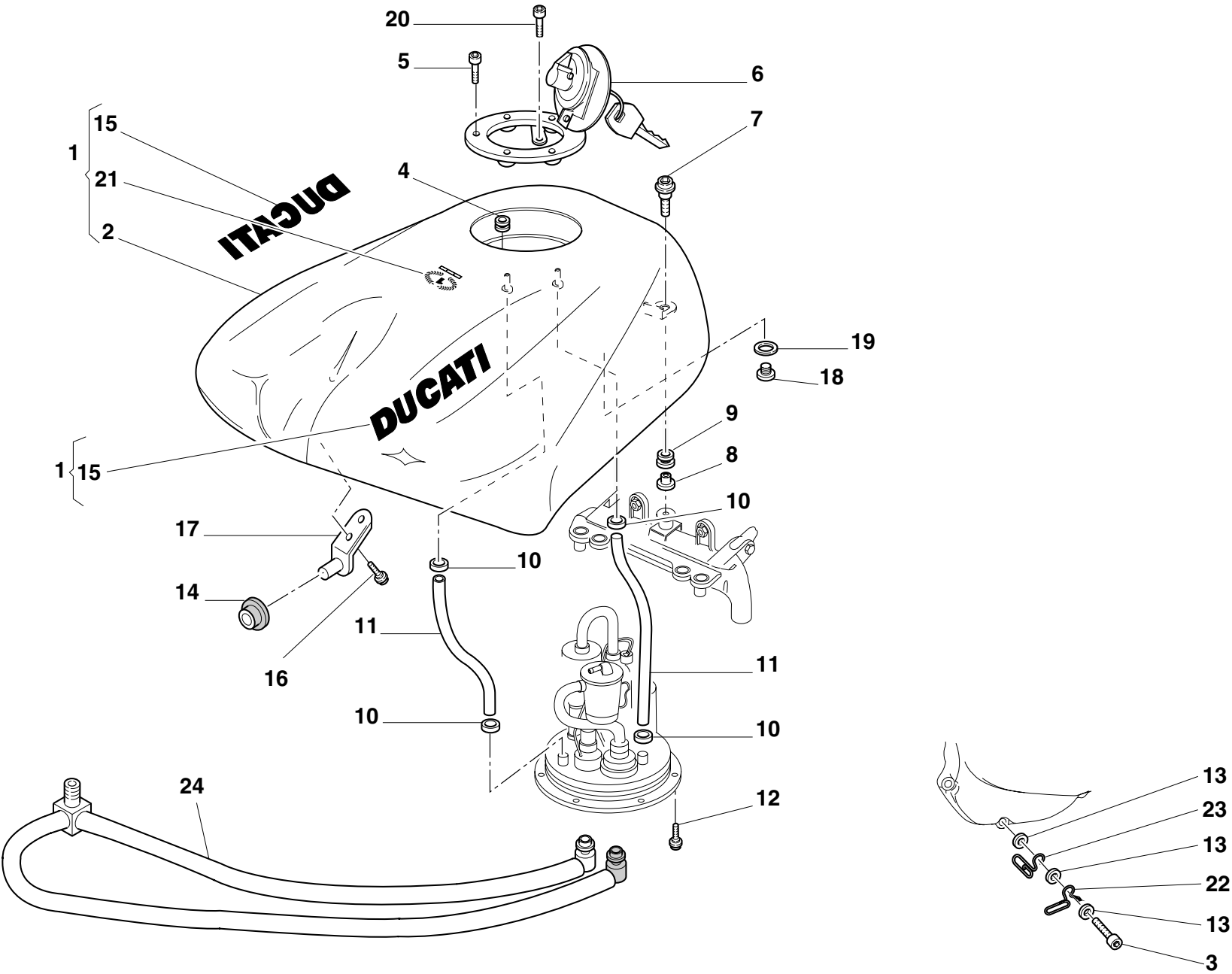
NOTES	NO.	CODE NO.	DESCRIPTION	VALIDITY	Q.TY	
	1	585.1.011.1A	Water tank		1	
	2	893.1.004.1A	Tank cap		1	
	3	668.1.026.1B	Filler		1	
	4	93823.0119	O-ring		1	
	5	707006N02	Screw		2	
	6	741.1.011.1A	Hose guide		2	
	7	876.1.058.1A	Tube		1	
	8	876.1.080.1A	Breather pipe		1	
	9	876.1.075.1A	Tube		1	
	10	741.4.001.1A	Hose guide		2	
	11	741.4.064.1A	Hose guide		2	
	12	585.1.029.1A	Water tank		1	
	13	779.1.121.2A	Union		1	
	14	829.1.286.1A	Holder		1	
	15	814.1.037.1AB	Union		1	
	16	93823.2087	O-ring		1	
	17	420.2.001.0A	Gasket th.1		1	
	18	552.1.044.1A	Thermistor		1	
	19	552.4.013.1A	Sensor		1	
	20	893.1.002.1A	Cap		1	
	21	220.3.208.3A	Gasket		1	
	22	771.5.065.8B	Screw		1	
	23	800.1.068.1A	Hose		1	
	24	553.4.003.1A	Thermostat		1	
	25	772.5.025.1A	Screw		2	
	26	800.1.072.1A	Hose		1	
	27	866.1.021.1A	Rubber pad		1	

CATALOGUE No: 915.1.210.2A
ISSUED: 12 - 04

NOTES	NO.	CODE NO.	DESCRIPTION	VALIDITY	Q.TY	
	28	800.1.071.1A	Cooler/thermostat hose		1	
	29	800.1.040.1A	Hose		1	
	30	741.4.002.1A	Hose guide		7	
	31	8000.50442	Hose guide		1	
	32	800.1.069.1A	Thermostat/pump hose		1	
	33	800.1.064.1A	Union/head hose		1	
	34	741.4.025.1A	Hose guide		6	

CATALOGUE No: 915.1.210.2A
ISSUED: 12 - 04


DRAWING 034 FUEL TANK



DRAWING

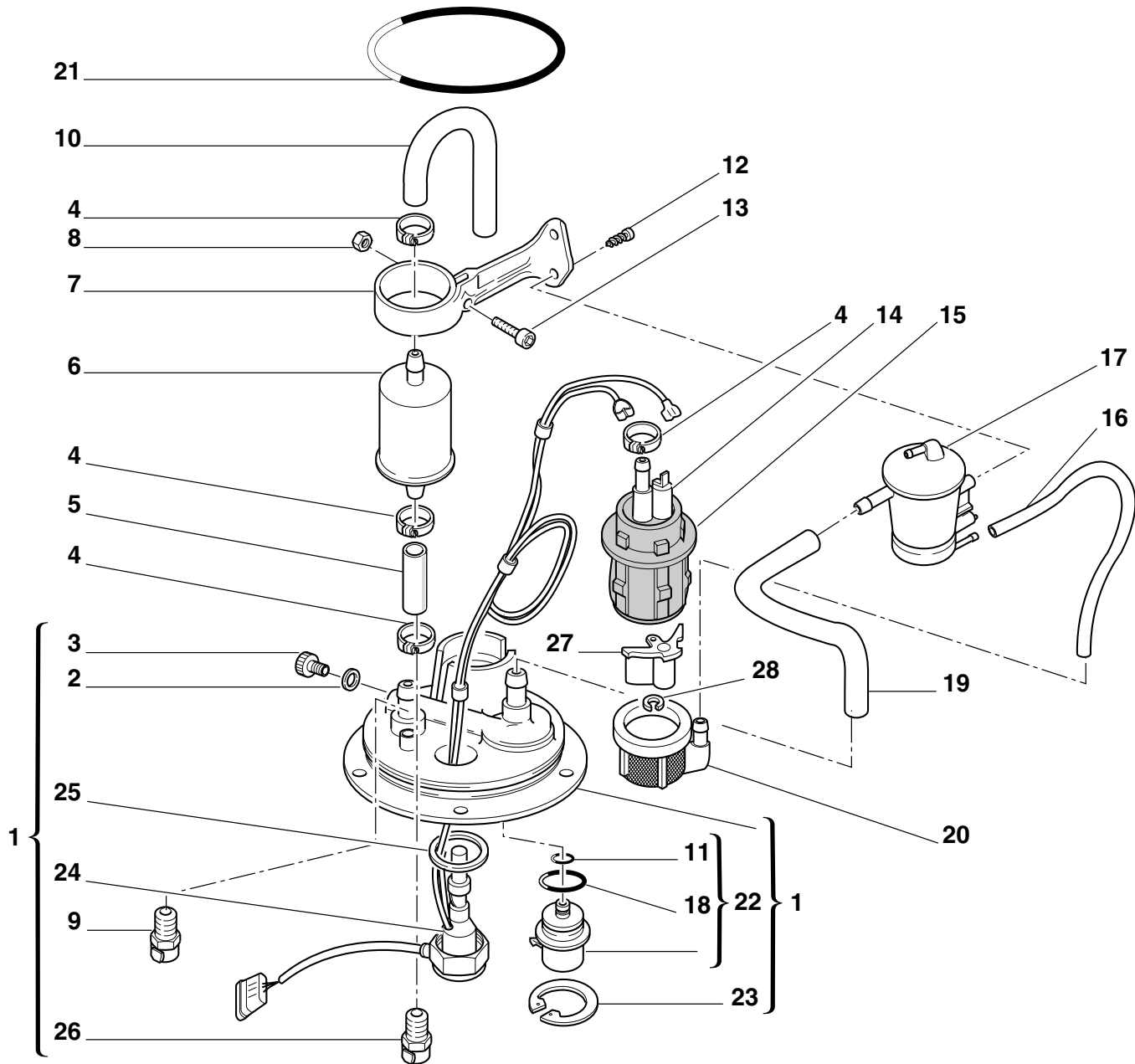
034

FUEL TANK

NOTES	NO.	CODE NO.	DESCRIPTION	VALIDITY	Q.TY	
	1	586.1.049.1AC	Fuel tank (RED)		1	
	2	586.1.025.0CA	Fuel tank (unpainted)		1	
	3	60N102511	Screw		1	
	4	791.1.012.1A	Gasket		1	
	5	771.5.045.7E	Screw		3	
	6	895.4.001.2A	Tank cap		1	
	7	771.1.004.1A	Special screw		1	
	8	716.1.021.2A	Spacer		1	
	9	700.1.019.1A	Rubber pad		1	
	10	741.4.004.1A	Hose guide		4	
	11	590.1.057.1A	Exhaust pipe		2	
	12	772.1.007.1A	Special screw		3	
	13	734306N01	Washer		2	
	14	700.1.028.2A	Rubber pad		1	
	15	435.1.090.1AA	Sticker "DUCATI" (RED)		2	
	16	8000.62726	Screw		2	
	17	587.1.023.1B	Front connection		1	
	18	8000.77921	Screw		1	
	19	420.2.001.0A	Gasket th.1		1	
	20	771.5.040.2B	Screw		1	
	21	435.1.111.1AA	Sticker "alloro Ducati" (RED)		1	
	22	829.1.073.3A	Holder		1	
	23	881.1.030.1A	Holder		1	
	24	590.2.020.1A	Fuel pipe		1	

NOTES	NO.	CODE NO.	DESCRIPTION	VALIDITY	Q.TY	
-------	-----	----------	-------------	----------	------	---


DRAWING 034a FUEL SYSTEM



DRAWING **034a** FUEL SYSTEM

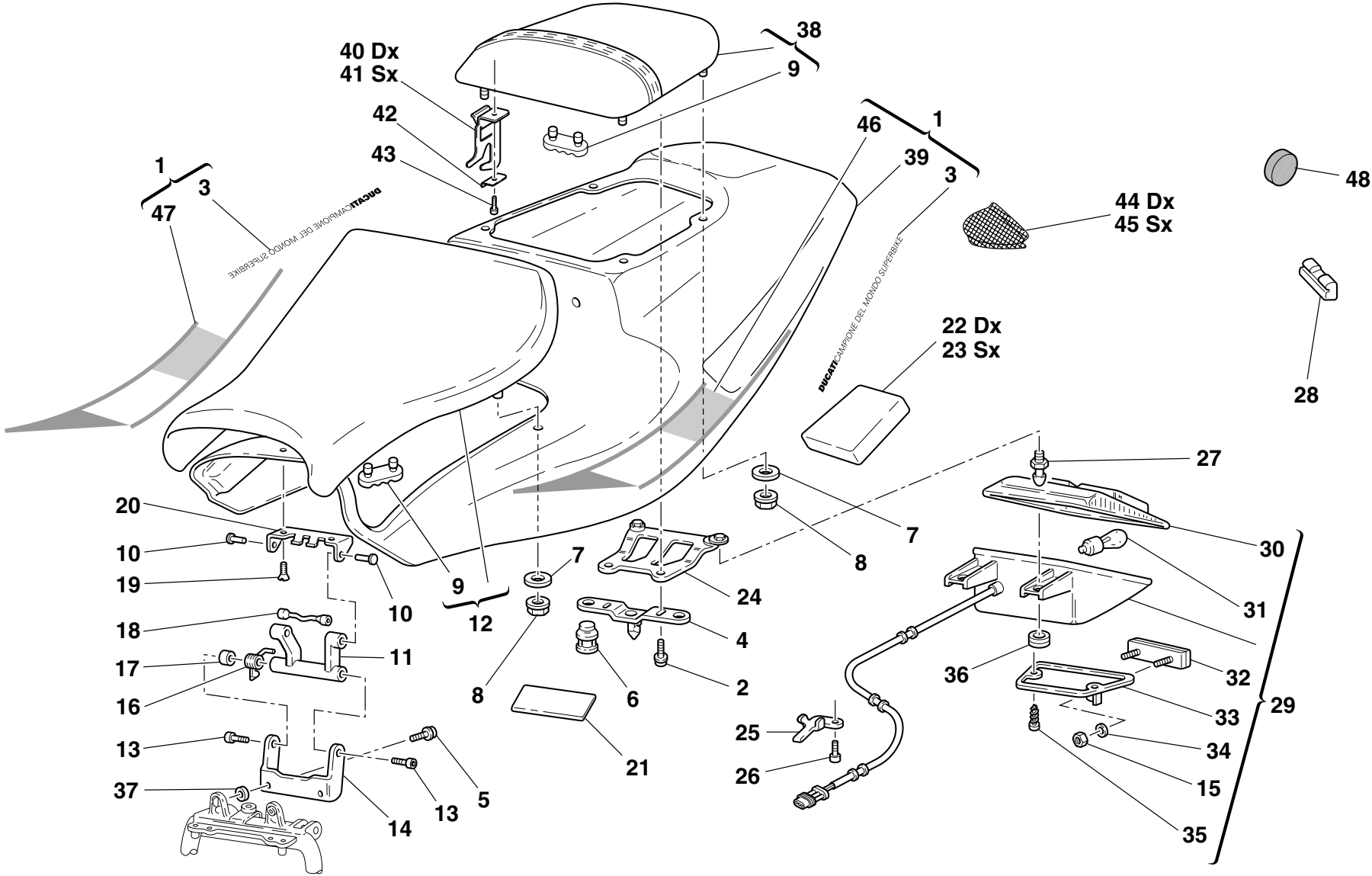
NOTES	NO.	CODE NO.	DESCRIPTION	VALIDITY	Q.TY	
	1	160.9.037.1A	Flange		1	
	2	420.2.001.0A	Gasket th.1		1	
	3	780.1.008.1A	Cap		1	
	4	741.4.004.1A	Hose guide		4	
	5	590.1.056.1A	Filter/pump pipe		1	
	6	425.4.004.1B	Fuel filter		1	
	7	829.1.104.1A	Holder		1	
	8	0419.50.115	Hexagon nut		1	
	9	588.4.010.1A	End section		1	
	10	590.1.055.1A	Tube		1	
	11	886.4.021.1A	O-ring		1	
	12	72237.0974	Self-tapping screw		2	
	13	0419.50.045	Screw		1	
	14	430.4.004.1A	Fuel pump		1	
	15	829.1.077.2B	Pump holder		1	
	16	590.1.059.1A	Tube		1	
	17	427.4.002.1A	Air separator		1	
	18	886.4.022.1A	O-ring		1	
	19	590.1.058.1A	Tube		1	
	20	427.1.003.1A	Fuel pump filter		1	
	21	886.5.001.1A	O-Ring		1	
	22	283.4.003.1A	Pressure regulator		1	
	23	73503.3449	Circlip		1	
	24	592.1.007.3B	Tank wiring		1	
	25	789.1.001.1A	Gasket		1	
	26	588.4.009.1A	End section		1	
	27	484.1.029.1B	Manifold		1	

CATALOGUE No: 915.1.210.2A
ISSUED: 12 - 04


NOTES	NO.	CODE NO.	DESCRIPTION	VALIDITY	Q.TY	
	28	850.4.031.1A	Snap ring		1	

CATALOGUE No: 915.1.210.2A
ISSUED: 12 - 04


DRAWING 035 SEAT (biposto)



DRAWING **035** SEAT (biposto)

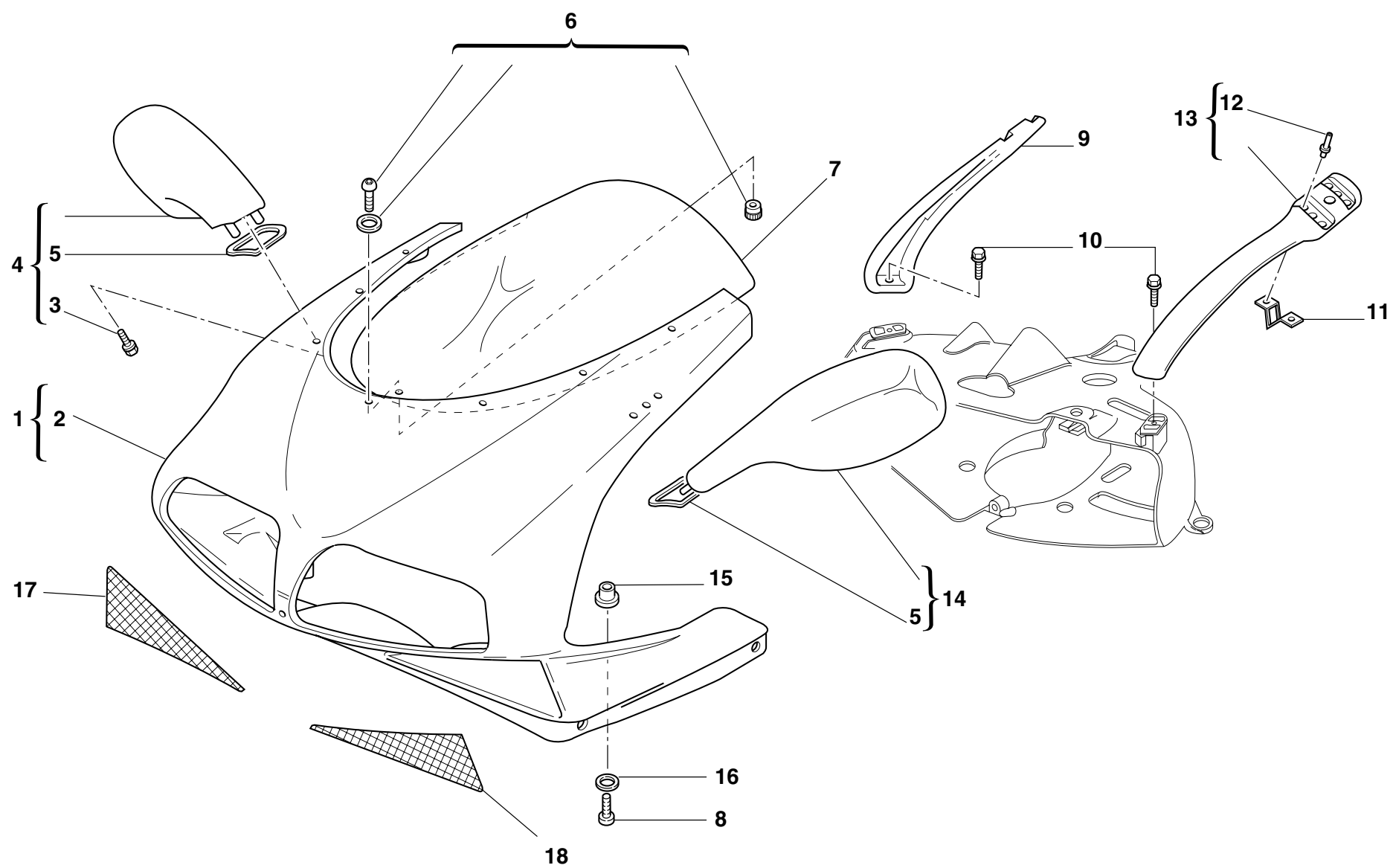
NOTES	NO.	CODE NO.	DESCRIPTION	VALIDITY	Q.TY	
	1	483.2.042.1AA	SEAT (biposto)		1	
	2	772.5.003.1A	Screw		2	
	3	436.1.011.1C	Sticker "DUCATI CAMPIONE DEL MONDO SUPERBIKE"		2	
	4	829.2.004.2A	Holder		1	
	5	8H00.67545	Screw		2	
	6	866.1.020.1A	Rubber pad		2	
	7	60N115548	Washer		8	
	8	8000.56443	Nut		8	
	9	866.1.019.1A	Rubber pad		6	
	10	821.1.057.1A	Pin		2	
	11	455.1.005.1A	Linkage		1	
	12	595.1.029.1B	Seat		1	
	13	60N102482	Screw		2	
	14	827.1.085.1A	Bracket		1	
	15	749.4.030.1A	Nut		2	
	16	799.1.057.1A	Spring		1	
	17	856.1.043.1A	Spacer		1	
	18	764.1.014.1A	Rubber pad		1	
	19	777.5.234.2B	Screw		2	
	20	827.1.086.1A	Bracket		1	
	21	433.1.171.1A	Sticker		1	
	22	866.1.023.1A	R.H. pad		1	
	23	866.1.024.1A	L.H. pad		1	
	24	827.1.118.1A	Plate		1	
	25	827.1.111.1A	Plate		1	
	26	470412	Screw		1	
	27	832.1.008.1A	Pin		2	

CATALOGUE No: 915.1.210.2A
ISSUED: 12 - 04

NOTES	NO.	CODE NO.	DESCRIPTION	VALIDITY	Q.TY	
	28	866.1.018.1A	Rubber pad		1	
	29	525.4.005.3A	Tail lamp		1	
	30	8000.72911	Lens		1	
	31	390.4.003.1A	Two-light bulb 12V 5/21W		1	
	32	529.1.006.1A	Reflector		1	
	33	829.1.242.1A	Holder		1	
	34	852.5.001.1A	Washer		2	
	35	774.5.004.1A	Screw		2	
	36	764.1.024.1A	Vibration damper pad		2	
	37	713.1.099.1A	Spacer		2	
	38	595.1.030.2B	Pillion rider seat (RED)		1	
	39	483.3.022.3A	Rear fairing (unpainted)		1	
	40	830.1.155.1A	R.H. bracket		1	
	41	830.1.154.1A	L.H. bracket		1	
	42	827.1.168.1A	Bent plate		2	
	43	60N102509	Screw		2	
	44	460.1.051.1B	R.H. protection		1	
	45	460.1.052.1B	L.H. protection		1	
	46	438.1.380.1A	LH Italian flag decal		1	
	47	438.1.381.1A	RH Italian flag decal		1	
	48	866.1.061.1A	Rubber pad		2	

CATALOGUE No: 915.1.210.2A
ISSUED: 12 - 04


DRAWING 036 HEADLIGHT FAIRING



DRAWING

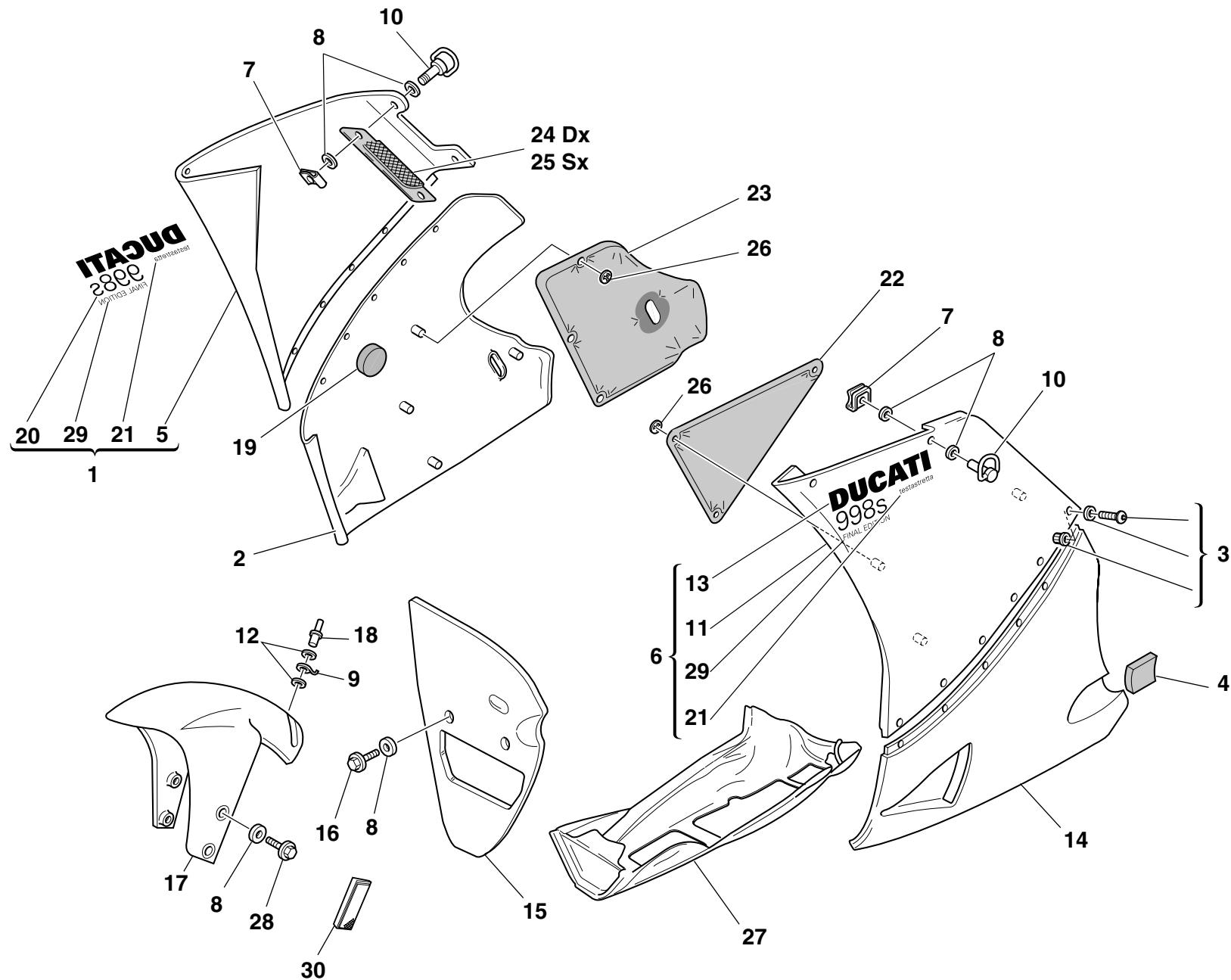
036

HEADLIGHT FAIRING


NOTES	NO.	CODE NO.	DESCRIPTION	VALIDITY	Q.TY	
	1	481.2.012.1BA	Headlight fairing (RED)		1	
	2	481.3.012.1A	Headlight fairing (unpainted)		1	
	3	779.1.137.1A	Special screw		2	
	4	523.1.004.1CA	R.H. rear-view mirror (RED)		1	
	5	713.1.089.1A	Gasket		2	
	6	699.2.072.1A	Fairing fastening kit		9	
	7	487.1.030.1A	Windshield		1	
	8	775.1.038.1A	Screw		2	
	9	829.2.123.1AB	R.H. mirror holder		1	
	10	8000.62726	Screw		2	
	11	799.1.228.1A	Spring		4	
	12	736.4.012.1A	Shear rivet		8	
	13	829.2.122.1AB	L.H. mirror holder		1	
	14	523.1.003.1CA	L.H. rear-view mirror (RED)		1	
	15	0364.99.020	Bush		2	
	16	8000.56391	Nylon washer		2	
	17	460.1.057.1A	R.H. protection		1	
	18	460.1.056.1A	L.H. protection		1	

NOTES	NO.	CODE NO.	DESCRIPTION	VALIDITY	Q.TY	
-------	-----	----------	-------------	----------	------	---


DRAWING 036a FAIRING



DRAWING **036a** FAIRING

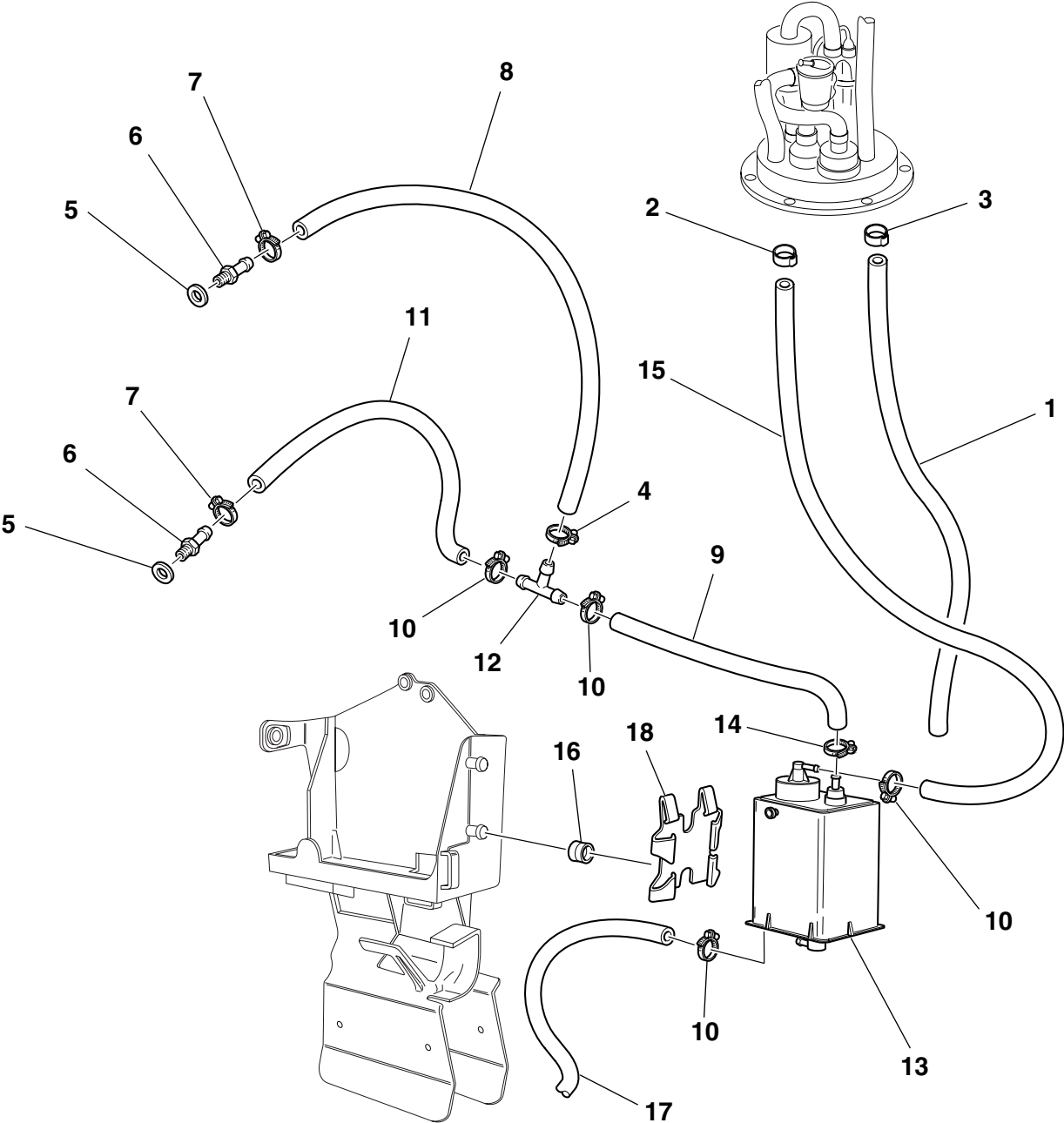
NOTES	NO.	CODE NO.	DESCRIPTION	VALIDITY	Q.TY	
	1	480.1.161.1AA	R.H. upper half-fairing (RED)		1	
	2	480.1.116.1AA	R.H. lower half-fairing (RED)		1	
	2	480.3.116.1A	R.H. lower half-fairing (unpainted)		1	
	3	699.2.072.1A	Fairing fastening kit		14	
	4	460.1.067.1A	Panel (BLACK)		3	
	5	480.1.111.1A	R.H. upper half-fairing (unpainted)		1	
	6	480.1.160.1AA	L.H. upper half-fairing (RED)		1	
	7	850.4.019.1A	Quik fastening		14	
	8	856.1.042.1A	Nylon washer		26	
	9	850.1.003.1A	Clip		1	
	10	850.4.023.1A	Long pin		16	
	11	480.1.112.1A	L.H. upper half-fairing (unpainted)		1	
	12	852.1.075.1A	Washer		2	
	13	438.1.252.1A	L.H. Sticker "DUCATI 998S" (RED)		1	
	14	480.1.117.1AA	L.H. lower half-fairing (RED)		1	
	14	480.3.117.1A	L.H. lower half-fairing (unpainted)		1	
	15	484.1.043.1AA	Air manifold (RED)		1	
	15	484.3.043.1A	Manifold (unpainted)		1	
	16	772.5.025.1A	Screw		2	
	17	564.1.018.1A	Front mudguard (RED)		1	
	17	564.3.018.1A	Front mudguard (unpainted)		1	
	18	736.4.013.1B	Shear rivet		1	
	19	764.1.017.1A	Vibration damper pad		1	
	20	438.1.251.1A	R.H. Sticker "DUCATI 998S" (RED)		1	
	21	437.1.117.1AA	Sticker"testastretta" (RED)		2	
	22	486.1.057.1A	L.H. side panel		1	
	23	486.1.058.1A	R.H. side panel		1	

CATALOGUE No: 915.1.210.2A
ISSUED: 12 - 04


NOTES	NO.	CODE NO.	DESCRIPTION	VALIDITY	Q.TY	
	24	460.1.106.1B	Net		1	
	25	460.1.105.1B	Net		1	
	26	850.4.044.1A	Quik fastening		12	
	27	480.1.124.1A	Lower fairing (CARBON)		1	
	28	772.5.023.1A	Screw		4	
	29	438.1.378.1A	Decal "FINAL EDITION"		2	
	30	529.1.008.1AB	Cat's eye (AMBER)		2	

CATALOGUE No: 915.1.210.2A
ISSUED: 12 - 04

DRAWING 037 FUEL INFEED

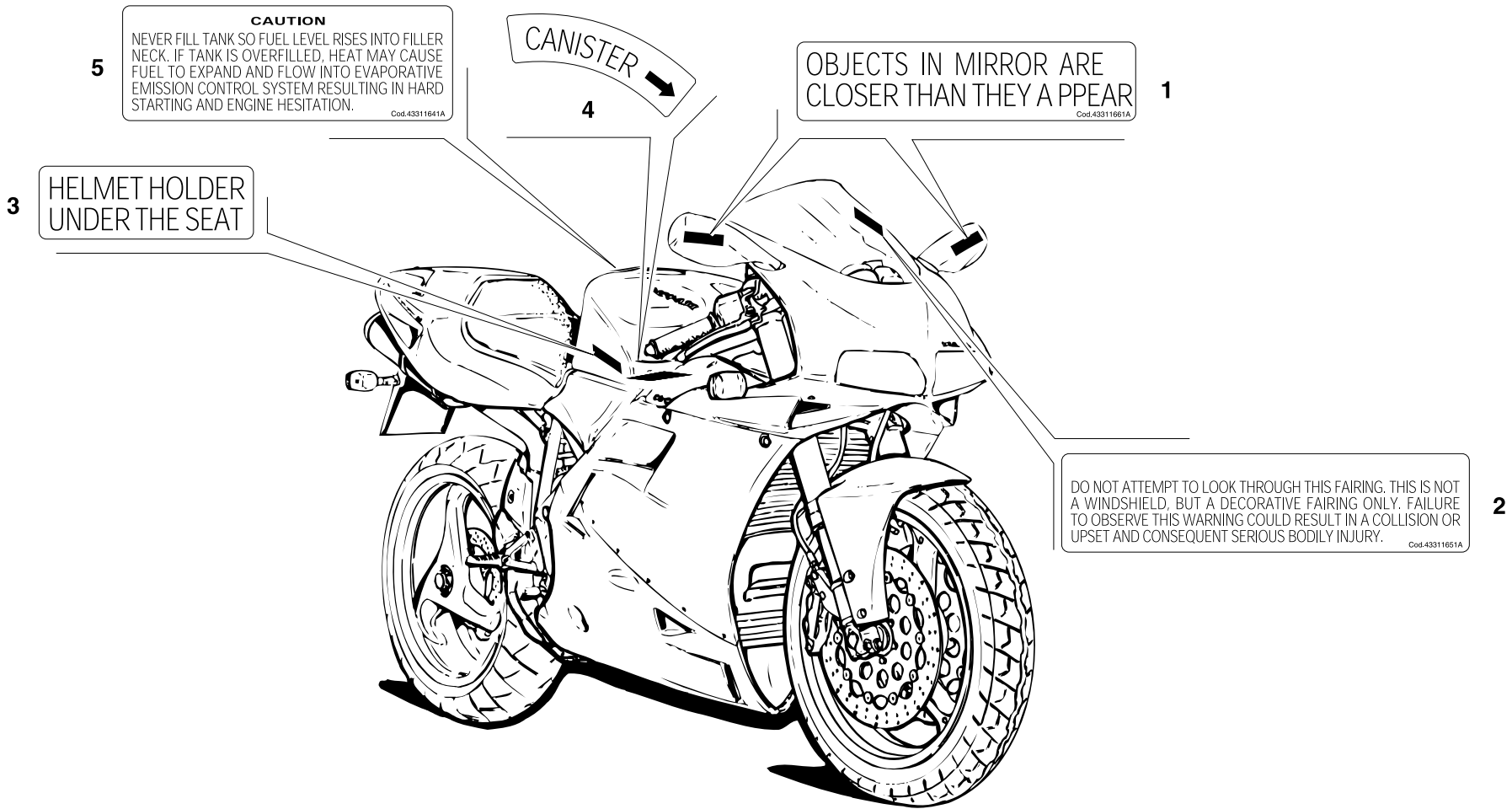


DRAWING **037** FUEL INFEED

NOTES	NO.	CODE NO.	DESCRIPTION	VALIDITY	Q.TY	
	1	590.1.095.1A	Breather pipe		1	
	2	741.4.057.1A	Hose guide		1	
	3	741.4.043.1A	Hose guide		1	
	4	741.4.059.1A	Hose guide		1	
	5	852.5.023.1A	Gasket		2	
	6	814.1.111.1B	Union		2	
	7	741.4.013.1B	Hose guide		2	
	8	590.1.111.1A	Fuel pipe		2	
	9	590.1.117.1A	Tube		1	
	10	741.4.063.1A	Hose guide		4	
	11	590.1.192.1A	Tube		1	
	12	0361.98.850	Shunt valve		1	
	13	426.1.007.1B	CANISTER filter		1	
	14	741.4.058.1A	Hose guide		1	
	15	590.1.174.1A	Tube		1	
	16	764.1.029.1A	Rubber pad		2	
	17	590.1.141.1A	Tube		1	
	18	827.1.157.1A	Plate		1	

NOTES	NO.	CODE NO.	DESCRIPTION	VALIDITY	Q.TY	
-------	-----	----------	-------------	----------	------	---


DRAWING 038 MARKING PLATES



DRAWING

038

MARKING PLATES

NOTES	NO.	CODE NO.	DESCRIPTION	VALIDITY	Q.TY	
	1	433.1.166.1A	Label		2	
	2	433.1.165.1A	Sticker		1	
	3	433.1.170.1A	Sticker		1	
	4	433.1.172.1A	Sticker		1	
	5	433.1.164.1A	Sticker		1	

NOTES	NO.	CODE NO.	DESCRIPTION	VALIDITY	Q.TY	
-------	-----	----------	-------------	----------	------	---

INDEX

CODE No.	Drwg.	POS. N.	CODE No.	Drwg.	POS. N.	CODE No.	Drwg.	POS. N.	CODE No.	Drwg.	POS. N.	CODE No.	Drwg.	POS. N.
0000.07051	29a	6	0011.52.010	10	6	0660.13.143	2	9	117.2.006.1A	4	29	171.2.020.2B	8	13
0000.33552	24	20	0011.52.010	11a	18	0660.13.165	2	25	117.2.030.1A	23	27	172.1.002.1B	3	10
0000.39727	26	31	0023.37.153	30	16	0660.16.145	4	21	120.2.083.4A	7	10	172.1.003.1C	3	8
0000.44099	18b	8	0124.40.060	8	15	0660.50.020	12	8	121.1.078.2A	7	3	172.1.004.1C	3	5
0000.44099	19	13	0170.91.730	29	17	0665.49.680	5a	1	121.1.079.1A	7	2	172.1.005.1C	3	9
0000.44240	20	31	0251.47.050	3	1	0670.16.145	3	7	121.2.031.1A	7	4	172.1.006.1B	3	18
0000.48971	31	2	0251.47.054	3	1	0670.16.150	3	3	122.2.064.1A	7	1	172.1.007.1B	3	24
0000.56750	20	14	0272.91.090	2	8	0670.16.155	3	19	140.1.019.1A	14	10	172.1.008.1C	3	22
0000.56803	18b	26	0361.98.850	37	12	0670.16.164	3	11	146.2.108.1A	6	1	172.1.009.1C	3	21
0000.59056	23	17	0364.99.020	29a	3	0670.16.165	3	15	147.1.014.1A	8	10	172.1.010.1C	3	20
0000.59056	26	5	0364.99.020	36	15	0670.16.170	3	26	148.2.094.1B	15	15	172.1.011.1C	3	23
0000.61078	24	12	0370.49.250	10	22	0670.16.171	3	26	148.2.095.1B	15	20	173.1.012.3A	12	20
0000.61078	26	18	0370.72.020	24	8	0670.16.184	3	15	148.2.096.1B	15	14	174.1.025.1A	9	12
0000.62648	27	7	0370.72.020	25	18	0670.16.185	3	15	148.2.097.1B	15	18	174.2.025.5A	9	1
0000.62652	16	18	0400.09.050	2	21	0670.49.310	9	26	149.1.032.3A	3	25	176.1.001.1A	12	6
0000.62729	16	19	0400.17.030	10	13	0670.49.910	9	21	150.2.006.1B	3	2	176.1.009.1A	12	10
0000.62729	19	11	0400.17.030	4	26	0675.03.210	1	2	150.2.047.2A	3	27	180.1.001.1A	2	11
0000.62729	32	6	0400.29.125	2	34	0691.91.030	18b	27	150.2.053.2A	3	16	180.1.002.1A	2	12
0000.62730	19	21	0400.29.126	2	34	0755.29.025	6	10	158.2.020.1A	6	5	180.1.008.1A	2	24
0000.63150	31	20	0400.49.240	11	13	0755.29.025	8	12	160.1.021.1C	28	5	182.2.018.1A	2	18
0000.64471	27	6	0400.49.240	5	13	0759.49.280	9	15	160.1.057.1A	12	13	184.1.001.1A	26	14
0000.66181	25	15	0419.50.045	34a	13	0765.92.205	2	21	160.1.094.1A	15	21	190.2.011.1A	4	8
0000.66527	18b	25	0419.50.115	34a	8	0799.13.110	2	27	160.1.095.1A	19	2	194.2.015.1A	4	12
0000.69056	26	28	0619.50.065	12	17	0803.77.010	27	17	160.1.096.1A	19	18	195.4.003.1A	4	22
0000.78348	20	24	0659.16.555	4	1	112.1.026.1AA	6	8	160.9.037.1A	34a	1	196.1.001.2B	4	10
0000.79672	21	10	0660.13.060	2	19	112.1.026.1AB	6	8	162.1.001.1B	4	7	198.1.003.2C	4	13
0000.79673	21	3	0660.13.070	2	13	117.1.025.2A	26	15	170.2.032.1A	4	17	208.1.009.6A	13	3

INDEX

CODE No.	Drwg.	POS. N.	CODE No.	Drwg.	POS. N.	CODE No.	Drwg.	POS. N.	CODE No.	Drwg.	POS. N.	CODE No.	Drwg.	POS. N.
209.1.013.6A	13	16	247.1.149.1A	14a	1	304.1.031.1A	13	13	390.4.003.1A	35	31	427.1.003.1A	34a	20
209.1.014.6A	13	4	247.1.150.1A	14a	2	304.1.031.1AB	13	13	395.4.013.1B	18a	7	427.4.002.1A	34a	17
210.1.027.1A	13	14	247.1.155.1A	7	9	304.1.031.1AC	13	13	397.4.002.1A	18a	15	430.4.004.1A	34a	14
211.1.031.1A	13	5	247.1.174.1A	9	2	304.1.033.1A	13	10	400.2.015.1B	20	12	433.1.164.1A	38	5
220.3.208.3A	33	21	247.2.166.2A	11a	13	304.1.033.1AB	13	10	401.4.028.1A	20	23	433.1.165.1A	38	2
220.3.208.3A	9	16	250.1.038.1A	9	5	304.1.033.1AC	13	10	402.4.012.1A	20	26	433.1.166.1A	38	1
225.2.069.2A	10	1	251.2.009.1A	11	16	340.2.128.2A	22a	1	403.1.013.1A	20	5	433.1.167.1A	30	42
242.2.038.2BB	11a	22	254.1.001.1A	11a	23	340.2.129.2A	22a	2	404.4.006.1A	20	27	433.1.170.1A	38	3
242.2.062.1A	11a	14	254.4.001.1A	5	4	341.1.011.2A	22	23	407.4.001.1B	20	21	433.1.171.1A	35	21
243.1.025.1AD	5	1	255.1.010.2B	8	18	342.2.027.2A	22	1	408.1.010.1A	20	18	433.1.172.1A	38	4
243.2.038.3A	5a	6	255.1.019.2A	15	22	343.2.005.1A	22	4	417.6.011.3A	5a	7	433.1.179.1A	18b	15
245.1.027.1A	8	2	264.4.014.3B	11	1	349.1.096.1A	22a	3	417.6.082.9A	10a	13	433.1.272.1A	18b	23
245.1.045.1A	8	1	270.4.005.1A	12	1	349.2.010.1A	22a	4	417.9.050.6A	18a	12	435.1.090.1AA	34	15
245.1.046.1A	8	3	276.1.025.1B	12	16	360.2.030.1A	22	7	418.4.052.7A	15	11	435.1.111.1AA	34	21
246.1.004.1A	31	29	282.4.045.1A	17	5	360.2.031.1A	22	35	420.2.001.0A	11a	17	436.1.011.1C	35	3
246.1.005.1A	31	6	283.4.003.1A	34a	22	364.1.003.1A	22	21	420.2.001.0A	16	7	437.1.117.1AA	36a	21
246.1.068.1A	18b	22	284.4.002.1A	17	6	365.2.016.1C	30	1	420.2.001.0A	19	30	438.1.251.1A	36a	20
247.1.002.1BC	11a	6	285.4.003.1A	18b	3	369.1.003.1A	30	37	420.2.001.0A	24	17	438.1.252.1A	36a	13
247.1.073.1A	23	11	286.4.111.1A	18	1	370.1.014.1A	30	19	420.2.001.0A	25	8	438.1.378.1A	36a	29
247.1.074.1A	23	8	287.2.004.1A	17	4	372.2.004.1A	30	8	420.2.001.0A	26	23	438.1.380.1A	35	46
247.1.083.1AE	11a	1	301.2.109.3A	15	1	389.4.006.1A	18b	21	420.2.001.0A	33	17	438.1.381.1A	35	47
247.1.096.1A	29	28	303.1.024.1AB	13	12	389.4.007.1A	18b	21	420.2.001.0A	34	19	442.1.014.1B	31	31
247.1.097.1A	29	29	303.1.024.1AC	13	12	389.4.008.1A	18b	21	420.2.001.0A	34a	2	442.1.015.1B	31	4
247.1.120.1A	7	8	303.1.024.1AD	13	12	389.4.010.1A	18b	21	425.4.004.1B	34a	6	442.2.070.1AA	31	1
247.1.122.1A	15	6	303.1.025.1AB	13	7	389.4.013.1A	18b	21	426.1.007.1B	37	13	444.4.003.4A	9	20
247.1.147.1A	14	1	303.1.025.1AC	13	7	389.4.014.1A	18b	18	426.2.002.1A	31	30	446.1.002.1A	30	41
247.1.148.1A	14	2	303.1.025.1AD	13	7	389.4.016.1A	18b	21	426.2.003.1A	31	7	447.1.019.1A	30	25

INDEX

CODE No.	Drwg.	POS. N.	CODE No.	Drwg.	POS. N.	CODE No.	Drwg.	POS. N.	CODE No.	Drwg.	POS. N.	CODE No.	Drwg.	POS. N.
447.1.020.1A	30	26	465.1.010.1A	29	13	494.2.043.1A	28	10	523.1.003.1CA	36	14	552.1.044.1A	33	18
449.1.041.1A	3	12	470.1.032.1AB	29	1	497.2.001.2A	27	18	523.1.004.1CA	36	4	552.4.013.1A	33	19
451.1.017.1A	8	23	470.1.061.1AA	23	1	498.1.009.1A	27	3	525.1.004.2A	29a	8	552.4.020.1A	11a	8
451.1.018.2A	8	6	470412	35	26	501.2.105.1AA	27	10	525.4.005.3A	35	29	552.4.028.1A	1c	15
451.1.019.1C	8	24	480.1.111.1A	36a	5	502.2.107.1AA	27	16	529.1.006.1A	29a	20	552.4.031.1A	20	2
451.1.020.1C	8	7	480.1.112.1A	36a	11	510.1.061.1A	20	13	529.1.006.1A	35	32	553.4.003.1A	33	24
455.1.005.1A	35	11	480.1.116.1AA	36a	2	510.1.070.1A	20	28	529.1.008.1AB	36a	30	556.1.013.2A	23	38
455.2.003.1A	2	4	480.1.117.1AA	36a	14	510.1.082.1A	21	13	532.4.001.1A	21	29	556.2.025.1A	23	35
456.1.006.2A	23	20	480.1.124.1A	36a	27	510.1.163.1A	21	18	532.4.001.1A	29a	15	559.2.004.2A	29	9
456.2.007.1A	23	19	480.1.160.1AA	36a	6	510.1.165.1A	18b	16	538.4.006.1A	18a	6	561.1.010.1A	29a	7
457.2.008.1A	26	6	480.1.161.1AA	36a	1	510.1.209.1A	18b	1	539.1.021.1A	2	6	561.1.019.1A	29a	10
460.1.040.1A	30	40	480.3.116.1A	36a	2	513.1.008.2D	18	4	539.1.023.2A	23	24	564.1.018.1A	36a	17
460.1.051.1B	35	44	480.3.117.1A	36a	14	514.1.029.1B	18a	14	539.4.003.1B	26	21	564.3.018.1A	36a	17
460.1.052.1B	35	45	481.2.012.1BA	36	1	514.1.030.1B	18a	13	539.4.021.1A	25	5	570.1.069.1A	19	12
460.1.056.1A	36	18	481.3.012.1A	36	2	514.1.032.1A	1d	9	539.4.030.1A	5	9	570.1.070.1A	19	29
460.1.057.1A	36	17	483.2.042.1AA	35	1	514.1.033.1A	1d	13	540.4.011.1C	18a	8	571.1.069.1A	19	9
460.1.067.1A	36a	4	483.3.022.3A	35	39	514.1.034.1A	1d	12	541.4.003.1A	18a	5	573.1.069.1A	19	17
460.1.105.1B	36a	25	484.1.029.1B	34a	27	514.1.035.1A	1d	10	541.4.003.1A	21	23	574.1.069.1A	19	19
460.1.106.1B	36a	24	484.1.043.1AA	36a	15	514.1.036.1A	1d	10	548.4.028.1A	32	1	576.1.036.1A	19	24
460.1.111.1A	19	15	484.3.043.1A	36a	15	514.1.037.1A	1d	6	548.4.039.1A	16	16	585.1.011.1A	33	1
462.4.037.6A	18a	11	486.1.038.1C	29a	5	514.1.038.1A	1d	14	549.1.017.1C	16	4	585.1.028.1B	31	19
463.2.050.5A	14	5	486.1.057.1A	36a	22	516.4.001.1AB	21	21	549.1.018.1C	16	1	585.1.029.1A	33	12
463.2.050.5A	14a	4	486.1.058.1A	36a	23	520.4.032.1A	21	1	550.4.011.1A	32	2	586.1.025.0CA	34	2
463.2.053.7A	4	15	486.1.060.1A	31	34	521.4.007.1A	21	6	552.1.037.1A	1d	4	586.1.049.1AC	34	1
464.1.005.1A	23	12	487.1.030.1A	36	7	521.4.008.1A	21	7	552.1.038.1A	1d	5	587.1.023.1B	34	17
464.1.006.1A	23	5	492.4.011.1B	28	20	521.4.009.1A	21	11	552.1.039.1A	1d	7	588.4.009.1A	34a	26
465.1.008.1A	29	12	492.4.026.1A	27	5	521.4.010.1A	21	5	552.1.040.1A	1d	11	588.4.010.1A	34a	9

INDEX

CODE No.	Drwg.	POS. N.	CODE No.	Drwg.	POS. N.	CODE No.	Drwg.	POS. N.	CODE No.	Drwg.	POS. N.	CODE No.	Drwg.	POS. N.
590.1.055.1A	34a	10	60N115548	35	7	632.1.018.2A	24	18	700.1.017.1E	28	9	70610.8120	4	11
590.1.056.1A	34a	5	610.4.025.1A	25	7	650.4.006.2A	22	27	700.1.019.1A	34	9	70700.6N02	24	10
590.1.057.1A	34	11	610.4.026.1A	25	26	651.4.008.1A	22	8	700.1.020.1A	21	9	70700.6N02	25	19
590.1.058.1A	34a	19	611.4.005.2A	26	29	652.4.004.3A	22	10	700.1.028.2A	34	14	70700.6N02	26	20
590.1.059.1A	34a	16	612.4.005.1A	24	21	654.2.003.1A	22	5	700.1.036.1A	12	24	707006N02	33	5
590.1.095.1A	37	1	612.4.005.1A	25	12	655.2.009.1A	22	40	701.4.003.1A	12	19	710.1.001.1A	9	13
590.1.111.1A	37	8	612.4.008.1A	26	30	656.1.035.1A	22	28	701.4.004.1A	30	9	710.1.002.1A	4	23
590.1.117.1A	37	9	612.4.013.1A	26	32	658.4.002.1B	22	31	701.4.005.1A	3	4	710.1.023.1A	30	33
590.1.141.1A	37	17	612.4.020.1A	25	9	668.1.001.3A	11a	12	701.4.007.1A	12	21	710.1.024.1A	30	34
590.1.174.1A	37	15	612.4.022.1A	25	4	668.1.026.1B	33	3	701.4.017.1A	30	20	710.1.025.1A	30	7
590.1.189.1A	1d	1	613.4.008.1A	26	26	669.1.001.1E	13	6	702.4.004.1A	22	3	710.1.026.1A	30	18
590.1.190.1A	1d	2	613.4.030.1A	25	25	670.4.016.1B	18b	17	702.4.009.1A	11	11	710.1.027.1A	19	5
590.1.192.1A	37	11	618.4.038.1A	25	23	671.1.018.1A	18b	13	702.4.010.2A	11	9	710.1.061.1A	6	7
590.2.020.1A	34	24	619.4.001.2C	26	27	671.1.019.1A	18b	14	702.4.013.1A	10	19	710.1.069.1A	10a	12
592.1.007.3B	34a	24	624.4.016.1B	25	1	672.1.029.1A	18a	21	702.4.017.1A	4	20	710.1.070.1A	10	4
593.1.003.1B	10	11	625.4.006.1A	26	12	676.2.038.1A	28	19	702.4.020.1A	10a	11	711.1.067.1A	28	7
593.1.018.1A	9	29	626.4.007.1A	25	2	676.4.021.1A	28	14	702.4.033.1A	10	21	711.1.089.1A	6	6
595.1.029.1B	35	12	626.4.008.1A	25	20	677.4.003.1A	1b	3	702.4.033.1A	10a	2	711.1.091.2A	15	10
595.1.030.2B	35	38	626.4.010.1A	24	4	680.1.001.1B	9	7	702.4.058.1A	8	25	711.1.092.2A	15	4
598.2.023.1A	29	20	626.4.011.1A	24	3	680.5.003.1A	15	19	702.5.008.1A	10	7	711.1.093.2A	7	12
598.2.028.1A	29	8	626.4.011.1A	25	3	684.1.052.1A	18	11	702.5.008.1A	11	4	711.1.095.1A	10a	7
598.4.011.3A	22	32	626.4.013.1A	26	25	697.2.013.1A	29	11	702.5.016.1A	4	14	712.1.018.1A	28	8
60N102482	35	13	630.4.010.1AB	24	1	698.1.033.1A	1d	15	702.5.019.1A	10a	1	712.1.019.1A	30	32
60N102509	35	43	631.4.008.1A	24	5	699.2.063.1A	1b	11	702.5.044.1A	3	29	713.1.012.1B	4	31
60N102511	34	3	631.4.008.1A	25	21	699.2.064.1A	27	19	702.5.045.1A	30	22	713.1.014.1A	3	11
60N115062	23	25	631.4.008.1A	26	24	699.2.072.1A	36	6	703.1.013.1A	22	17	713.1.014.1E	3	11
60N115062	26	7	631.4.009.1A	24	2	699.2.072.1A	36a	3	703.5.002.2A	15	24	713.1.014.1F	3	11

INDEX

CODE No.	Drwg.	POS. N.	CODE No.	Drwg.	POS. N.	CODE No.	Drwg.	POS. N.	CODE No.	Drwg.	POS. N.	CODE No.	Drwg.	POS. N.
713.1.078.1A	30	23	72944.1542	8	21	741.1.011.1A	33	6	748.1.014.1A	27	1	759.1.009.1A	27	12
713.1.082.1A	19	20	729906FN1	16	13	741.1.012.1A	18b	10	748.1.024.1A	19	3	760.4.003.1A	29a	18
713.1.089.1A	36	5	729906FN1	18a	10	741.1.012.1A	21	25	748.1.035.1A	20	10	763106N01	18	10
713.1.099.1A	35	37	729906FN1	19	28	741.1.013.1A	18b	28	748.1.038.1A	10	14	763106N01	23	21
713.1.128.1B	11	12	729906FN1	29a	12	741.4.001.1A	33	10	748.1.040.1A	2	23	764.1.002.1A	13	8
713.1.132.1A	22	38	729910FF1	30	15	741.4.002.1A	33	30	748.1.044.1A	8	8	764.1.003.1B	4	6
713.1.140.1A	10a	4	732.1.017.1A	29a	19	741.4.002.1A	7	15	748.4.024.1AB	28	4	764.1.011.1A	23	18
713.1.144.1A	8	9	732.2.002.2A	29	6	741.4.004.1A	34	10	749.4.030.1A	35	15	764.1.011.2A	26	10
713.1.153.1A	22	18	734006N01	11a	21	741.4.004.1A	34a	4	749.5.001.1A	29a	21	764.1.014.1A	35	18
713.1.157.1A	3	31	734306N01	11	20	741.4.013.1B	37	7	750.1.002.1B	4	25	764.1.017.1A	36a	19
713.1.241.1A	16	11	734306N01	34	13	741.4.025.1A	33	34	750.1.007.1A	3	14	764.1.022.1A	16	17
713.1.304.1A	32	5	734406N01	16	12	741.4.038.1A	18b	11	750.1.012.2A	6	14	764.1.022.1A	32	4
714.1.027.1A	27	15	734406N01	22	34	741.4.043.1A	24	14	750.1.018.1A	28	2	764.1.024.1A	19	7
714.1.028.1A	27	9	7350.33.804	8	26	741.4.043.1A	25	16	750.1.019.1A	27	13	764.1.024.1A	35	36
714.1.041.1A	28	12	73500.0624	26	4	741.4.043.1A	26	16	750.1.021.1A	30	6	764.1.025.1A	31	33
715.1.003.1A	30	13	73500.1440	12	11	741.4.043.1A	37	3	750.1.022.1A	30	4	764.1.029.1A	37	16
7150.21.651	18a	9	73500.1542	2	15	741.4.057.1A	37	2	750.1.024.1A	29	21	764.1.084.1A	18	13
716.1.021.2A	34	8	73503.3380	10	9	741.4.058.1A	37	14	750.1.047.1A	15	7	764.1.084.1A	18a	16
716.1.028.1A	21	22	73503.3380	10a	10	741.4.059.1A	37	4	750.1.048.1A	23	31	764.1.084.1A	18b	5
716.1.029.2A	19	26	73503.3380	11	5	741.4.063.1A	37	10	750.1.054.1A	23	2	764.1.084.1A	21	24
716.1.044.1A	30	43	73503.3449	34a	23	741.4.064.1A	33	11	750.1.057.1A	6	13	764.1.084.1A	29a	2
716.1.072.2A	8	20	736.4.012.1A	36	12	741.4.067.1A	14	9	750.1.121.1A	12	3	764.4.003.1A	29	7
716.1.073.2A	8	17	736.4.013.1B	31	9	741.5.027.1B	31	26	75113.2566	4	18	76401.0009	30	3
72094.1616	10	17	736.4.013.1B	36a	18	74172.1008	8	16	75162.2566	27	8	76401.0010	30	5
72121.2106	6	4	737.4.012.4A	8	22	74224.0570	4	24	75191.3380	10	5	76402.0002	3	17
72237.0657	29a	1	741.1.010.1A	18b	9	747.1.005.1A	29	22	75794.1542	10a	9	766.1.020.1A	15	2
72237.0974	34a	12	741.1.011.1A	29	2	747.5.001.1A	23	23	759.1.008.1A	28	1	766.1.024.2A	10	16

INDEX

CODE No.	Drwg.	POS. N.	CODE No.	Drwg.	POS. N.	CODE No.	Drwg.	POS. N.	CODE No.	Drwg.	POS. N.	CODE No.	Drwg.	POS. N.
766.4.019.1A	13	21	771.5.067.8B	2	28	771.5.667.2B	22	26	772.5.023.1A	36a	28	778.5.009.1A	22	36
76835.1134	2	10	771.5.069.8B	11a	11	771.5.667.2B	23	14	772.5.024.1A	18b	6	778.5.012.1A	13	20
770.5.250.8B	10a	5	771.5.069.8B	12	22	771.5.667.2B	29a	13	772.5.024.1A	22	11	779.1.007.2A	6	9
770.5.250.8B	11	6	771.5.069.8B	15	5	771.5.669.2B	22	25	772.5.024.1A	26	11	779.1.009.1A	19	22
771.1.003.1A	30	17	771.5.069.8B	16	10	771.5.669.2B	24	6	772.5.024.1A	29a	11	779.1.026.2A	10	3
771.1.004.1A	34	7	771.5.069.8B	5	5	771.5.669.2B	25	24	772.5.024.1A	30	39	779.1.029.2A	10a	16
771.1.020.1A	27	4	771.5.069.8B	9	10	771.5.723.2B	22	14	772.5.025.1A	18a	3	779.1.039.1A	2	3
771.1.026.1A	5	2	771.5.071.8B	12	23	771.5.723.2B	23	6	772.5.025.1A	21	20	779.1.058.1A	24	16
771.1.027.1A	5	8	771.5.072.2B	11	22	771.5.723.2B	29	18	772.5.025.1A	23	7	779.1.058.2A	25	11
771.5.019.2B	20	3	771.5.072.2B	21	8	771.5.725.2B	22	12	772.5.025.1A	31	23	779.1.058.2A	26	22
771.5.025.2B	18b	4	771.5.072.8B	10a	14	771.5.754.2B	23	36	772.5.025.1A	32	3	779.1.060.1A	22	16
771.5.040.2B	34	20	771.5.072.8B	14a	8	771.5.754.2B	26	2	772.5.025.1A	33	25	779.1.082.1A	24	19
771.5.040.8B	11	15	771.5.073.8B	11	2	771.5.937.2B	30	11	772.5.025.1A	36a	16	779.1.085.1A	19	8
771.5.041.8B	16	20	771.5.078.8B	12	12	771.5.938.2B	30	12	773.5.061.8B	14	7	779.1.088.1A	18b	19
771.5.043.8B	4	4	771.5.078.8B	5	3	772.1.002.1A	30	14	773.5.069.8B	8	4	779.1.092.1A	24	7
771.5.045.7E	34	5	771.5.079.8B	5	17	772.1.003.1A	30	35	773.5.069.8B	9	3	779.1.092.1A	25	17
771.5.065.2BB	4	28	771.5.080.8B	10a	15	772.1.004.2A	30	31	773.5.120.8B	28	22	779.1.109.1A	6	2
771.5.065.8B	11a	19	771.5.123.8B	2	30	772.1.005.1B	28	21	774.5.002.1B	31	5	779.1.121.2A	33	13
771.5.065.8B	14	3	771.5.125.2C	29	24	772.1.007.1A	34	12	774.5.004.1A	35	35	779.1.137.1A	36	3
771.5.065.8B	14a	3	771.5.129.8B	9	8	772.1.008.1A	31	15	775.1.006.1A	18	3	779.1.162.2A	9	27
771.5.065.8B	15	13	771.5.136.8B	10	10	772.1.017.1A	31	16	775.1.038.1A	19	16	779.1.187.1A	8	5
771.5.065.8B	33	22	771.5.136.8B	10a	6	772.5.003.1A	29	27	775.1.038.1A	36	8	779.1.189.1A	15	12
771.5.065.8B	7	5	771.5.431.2B	25	6	772.5.003.1A	35	2	776.4.002.1A	20	19	779.1.190.1A	15	3
771.5.066.2B	22	37	771.5.639.2B	20	8	772.5.021.1A	18	9	777.5.038.2B	29	5	779.1.198.2A	11a	3
771.5.066.8B	11a	2	771.5.639.2B	21	14	772.5.021.1A	20	30	777.5.049.8B	11a	7	779.1.198.2A	9	23
771.5.066.8B	12	5	771.5.664.2B	22	19	772.5.023.1A	19	31	777.5.210.2A	22	41	779.1.201.1A	7	6
771.5.066.8B	14	11	771.5.667.2B	21	2	772.5.023.1A	22	29	777.5.234.2B	35	19	779.1.202.1A	32	8

INDEX

CODE No.	Drwg.	POS. N.	CODE No.	Drwg.	POS. N.	CODE No.	Drwg.	POS. N.	CODE No.	Drwg.	POS. N.	CODE No.	Drwg.	POS. N.
779.1.203.2A	2	7	788.1.066.1AA	11a	9	800.1.064.1A	33	33	8000.56741	20	22	80A0.62649	19	6
779.1.213.1A	23	29	788.1.066.1AB	11a	9	800.1.068.1A	33	23	8000.56742	20	20	80N0.21507	29	14
779.1.215.1A	16	15	788.1.066.1AC	11a	9	800.1.069.1A	33	32	8000.56747	20	17	812.1.024.1A	31	27
779.1.318.1A	16	8	789.1.001.1A	34a	25	800.1.071.1A	33	28	8000.56748	20	16	812.1.025.1A	31	8
779.4.005.2A	23	16	790.1.004.1A	19	1	800.1.072.1A	33	26	8000.56752	20	11	814.1.037.1AB	33	15
779.4.063.1A	17	2	791.1.012.1A	34	4	8000.20602	20	15	8000.62653	30	27	814.1.081.1A	7	14
779.4.075.1A	11	3	791.1.035.1A	31	11	8000.36230	21	12	8000.62655	29	16	814.1.090.1A	14a	7
779.5.030.2A	15	25	791.1.041.1B	31	14	8000.36230	29a	9	8000.62676	23	34	814.1.111.1B	37	6
780.1.007.1A	19	27	791.2.028.1A	7	18	8000.36726	21	4	8000.62726	18a	17	814.1.114.1A	1d	8
780.1.008.1A	34a	3	799.1.025.1A	2	20	8000.36726	29a	14	8000.62726	30	28	815.1.022.1A	16	3
780.1.016.1A	6	3	799.1.045.1A	23	3	8000.50442	33	31	8000.62726	34	16	818.2.009.1A	4	3
780.1.018.1A	9	31	799.1.048.1A	19	4	8000.50450	31	18	8000.62726	36	10	819.1.017.1A	27	11
780.2.047.1A	9	17	799.1.049.1A	2	1	8000.50454	31	24	8000.66526	18b	24	819.2.039.2A	28	13
780.5.001.1A	11a	16	799.1.051.2A	6	15	8000.53724	18	7	8000.66774	22	30	821.1.001.1A	2	26
780.5.001.1A	16	14	799.1.055.1A	9	30	8000.53724	18b	12	8000.67981	26	8	821.1.051.1A	23	4
780.5.001.1A	5	15	799.1.057.1A	35	16	8000.53724	21	26	8000.68490	25	14	821.1.052.1A	26	9
781.1.009.1A	16	5	799.1.058.1A	22	39	8000.53724	29	3	8000.70119	27	2	821.1.054.1A	18b	20
786.1.055.3A	7	11	799.1.064.1A	21	16	8000.56359	18b	7	8000.70139	1b	8	821.1.057.1A	35	10
786.1.056.1A	7	13	799.1.083.1B	26	33	8000.56359	19	10	8000.72911	35	30	821.1.068.1A	29	19
788.1.044.1A	31	32	799.1.095.1A	13	18	8000.56391	36	16	8000.74504	21	27	821.1.070.1A	2	17
788.1.045.1A	31	10	799.1.096.1A	13	19	8000.56443	18	5	8000.74504	29a	16	821.1.092.3A	13	17
788.1.048.1B	19	23	799.1.228.1A	36	11	8000.56443	19	25	8000.74505	21	28	821.1.093.4A	13	15
788.1.052.1A	5	14	799.2.001.1A	23	33	8000.56443	24	13	8000.74505	29a	17	821.1.096.1A	26	13
788.1.054.1A	12	4	799.2.077.2A	9	14	8000.56443	25	10	8000.77921	34	18	821.1.098.3A	13	2
788.1.062.1A	15	9	800.1.007.1A	7	17	8000.56443	29	4	8000.77936	20	25	821.1.099.4A	13	1
788.1.064.1A	14	6	800.1.008.1A	7	16	8000.56443	29a	4	8000.78345	22	6	821.1.103.1A	23	37
788.1.064.1A	14a	5	800.1.040.1A	33	29	8000.56443	35	8	808.2.016.2A	22	20	821.1.129.1A	18	12

INDEX

CODE No.	Drwg.	POS. N.	CODE No.	Drwg.	POS. N.	CODE No.	Drwg.	POS. N.	CODE No.	Drwg.	POS. N.	CODE No.	Drwg.	POS. N.
821.1.170.1A	23	13	829.1.096.1A	18b	2	840.1.001.1A	13	11	840.1.028.1A	13	11	840.1.067.1B	13	9
824.1.015.1A	23	28	829.1.104.1A	34a	7	840.1.002.1A	13	11	840.1.029.1A	13	11	840.1.068.1B	13	9
824.1.016.1A	23	9	829.1.112.1BC	20	6	840.1.003.1A	13	11	840.1.030.1A	13	11	840.1.069.1B	13	9
824.1.031.1A	29	25	829.1.117.1A	20	9	840.1.004.1A	13	11	840.1.031.1A	13	11	840.1.070.1B	13	9
824.1.032.1A	29	26	829.1.118.1A	20	7	840.1.005.1A	13	11	840.1.032.1A	13	11	840.1.071.1B	13	9
825.1.009.1A	28	17	829.1.136.1A	29a	23	840.1.006.1A	13	11	840.1.033.1A	13	11	840.1.072.1A	13	11
826.1.009.1A	2	33	829.1.190.1A	21	31	840.1.007.1A	13	11	840.1.034.1A	13	11	840.1.072.1B	13	9
826.1.012.1A	10	18	829.1.190.1B	18a	4	840.1.008.1A	13	11	840.1.047.1B	13	9	840.1.073.1A	13	11
827.1.067.1A	23	30	829.1.228.1A	24	9	840.1.009.1A	13	11	840.1.048.1B	13	9	840.1.073.1B	13	9
827.1.085.1A	35	14	829.1.238.1A	25	22	840.1.010.1A	13	11	840.1.049.1B	13	9	840.1.074.1B	13	9
827.1.086.1A	35	20	829.1.242.1A	35	33	840.1.011.1A	13	11	840.1.050.1B	13	9	840.1.075.1B	13	9
827.1.089.1A	21	15	829.1.260.2A	23	32	840.1.012.1A	13	11	840.1.051.1B	13	9	840.1.076.1B	13	9
827.1.090.1A	21	17	829.1.280.1B	16	9	840.1.013.1A	13	11	840.1.052.1B	13	9	840.1.077.1B	13	9
827.1.095.1A	21	19	829.1.282.1A	18a	1	840.1.014.1A	13	11	840.1.053.1B	13	9	840.1.078.1B	13	9
827.1.099.2A	31	21	829.1.285.1B	18a	19	840.1.015.1A	13	11	840.1.054.1B	13	9	840.1.079.1B	13	9
827.1.111.1A	35	25	829.1.286.1A	33	14	840.1.016.1A	13	11	840.1.055.1B	13	9	840.1.080.1B	13	9
827.1.115.1A	29	15	829.1.364.1A	20	1	840.1.017.1A	13	11	840.1.056.1B	13	9	840.1.081.1B	13	9
827.1.118.1A	35	24	829.2.004.2A	35	4	840.1.018.1A	13	11	840.1.057.1B	13	9	840.1.082.1B	13	9
827.1.157.1A	37	18	829.2.122.1AB	36	13	840.1.019.1A	13	11	840.1.058.1B	13	9	840.1.083.1B	13	9
827.1.168.1A	35	42	829.2.123.1AB	36	9	840.1.020.1A	13	11	840.1.059.1B	13	9	840.1.084.1B	13	9
827.1.181.1A	21	30	830.1.127.1A	30	38	840.1.021.1A	13	11	840.1.060.1B	13	9	840.1.085.1B	13	9
827.1.195.1A	18a	2	830.1.144.1A	11	14	840.1.022.1A	13	11	840.1.061.1B	13	9	840.1.108.1A	13	11
827.1.230.1A	18a	18	830.1.154.1A	35	41	840.1.023.1A	13	11	840.1.062.1B	13	9	840.1.109.1A	13	11
827.2.215.1A	18	2	830.1.155.1A	35	40	840.1.024.1A	13	11	840.1.063.1B	13	9	840.1.110.1A	13	11
829.1.073.3A	34	22	830.1.210.1A	32	7	840.1.025.1A	13	11	840.1.064.1B	13	9	840.1.111.1A	13	11
829.1.077.2B	34a	15	832.1.003.1A	30	24	840.1.026.1A	13	11	840.1.065.1B	13	9	840.1.112.1A	13	11
829.1.078.1A	26	1	832.1.008.1A	35	27	840.1.027.1A	13	11	840.1.066.1B	13	9	840.2.001.1A	13	11

INDEX

CODE No.	Drwg.	POS. N.	CODE No.	Drwg.	POS. N.	CODE No.	Drwg.	POS. N.	CODE No.	Drwg.	POS. N.	CODE No.	Drwg.	POS. N.
840.2.002.1B	13	9	852.1.071.1A	22	13	852.1.172.1A	2	29	856.1.071.1A	12	9	877.1.037.1A	24	15
841.1.002.2A	4	2	852.1.071.1A	29	23	852.1.174.1A	2	31	856.1.074.2A	15	23	877.1.039.1A	26	17
848.4.005.1A	22	22	852.1.075.1A	36a	12	852.1.195.1A	5	10	863.1.001.1D	28	11	877.1.067.1A	25	13
848.5.001.1A	23	22	852.1.079.1A	31	28	852.1.195.1A	9	28	863.1.002.1A	12	14	881.1.010.1C	12	18
848.5.002.1A	23	26	852.1.094.1A	2	19	852.4.010.1A	17	1	866.1.018.1A	35	28	881.1.012.1A	2	32
850.1.003.1A	36a	9	852.1.104.1A	6	11	852.5.001.1A	29a	22	866.1.019.1A	35	9	881.1.030.1A	11	21
850.2.002.1A	31	3	852.1.104.1B	6	11	852.5.001.1A	35	34	866.1.020.1A	35	6	881.1.030.1A	34	23
850.4.019.1A	36a	7	852.1.104.1C	6	11	852.5.005.1A	9	18	866.1.021.1A	33	27	881.2.001.1A	4	19
850.4.023.1A	36a	10	852.1.104.1D	6	11	852.5.023.1A	11a	15	866.1.023.1A	35	22	882.1.003.1A	8	11
850.4.031.1A	34a	28	852.1.104.1E	6	11	852.5.023.1A	37	5	866.1.024.1A	35	23	882.1.006.1A	2	16
850.4.037.2A	31	13	852.1.104.1F	6	11	852.5.024.1A	2	5	866.1.061.1A	35	48	882.1.012.1A	12	15
850.4.041.1A	18a	20	852.1.104.1G	6	11	852.5.024.1A	5	16	872.1.015.1A	22	24	884.4.042.1A	9	24
850.4.044.1A	36a	26	852.1.104.1H	6	11	852.5.025.1A	14	8	872.1.015.1A	22	33	884.5.001.1A	22	15
851.1.001.1B	4	9	852.1.104.1I	6	11	852.5.026.1A	10	2	872.1.016.1A	30	29	884.5.003.1A	23	10
851.1.004.1A	3	13	852.1.104.1J	6	11	852.5.026.1A	16	21	872.1.017.1A	30	30	884.5.004.1A	28	18
851.1.010.1A	6	12	852.1.104.1K	6	11	853.1.002.1A	8	27	872.1.026.1A	18	8	884.5.011.1A	11	8
851.1.013.1A	8	14	852.1.104.1L	6	11	853.1.002.1A	9	9	873.1.005.1A	15	26	884.5.013.1A	5a	4
851.4.001.1A	4	5	852.1.104.1M	6	11	853.1.003.1A	12	2	873.1.037.1A	9	6	884.5.034.1A	2	22
852.1.005.1A	2	14	852.1.104.1N	6	11	853.1.004.1A	9	11	875.1.022.2A	30	2	884.5.036.1A	12	7
852.1.053.1A	23	15	852.1.105.1AB	3	26	856.1.001.1A	3	6	875.1.048.2A	16	6	884.5.036.1A	9	25
852.1.053.2A	2	2	852.1.105.1AG	3	26	856.1.023.1A	19	14	875.1.065.1A	1d	3	886.1.014.1A	17	3
852.1.054.1A	26	3	852.1.114.1A	11	10	856.1.031.1A	3	30	876.1.058.1A	33	7	886.4.003.1A	11a	10
852.1.055.1A	28	3	852.1.120.1A	11a	20	856.1.042.1A	36a	8	876.1.075.1A	33	9	886.4.021.1A	34a	11
852.1.057.1A	27	14	852.1.120.1A	9	4	856.1.043.1A	35	17	876.1.076.1A	31	25	886.4.022.1A	34a	18
852.1.058.2A	28	6	852.1.135.1A	5a	3	856.1.061.2A	15	8	876.1.078.1A	31	12	886.4.035.1A	11a	5
852.1.059.1A	28	15	852.1.160.1A	18	6	856.1.062.2A	8	19	876.1.080.1A	33	8	886.4.037.1A	9	32
852.1.068.1A	30	36	852.1.172.1A	11	7	856.1.064.2A	10	15	876.2.054.1A	31	17	886.4.043.1A	20	29

INDEX

CODE No.	Drwg.	POS. N.	CODE No.	Drwg.	POS. N.	CODE No.	Drwg.	POS. N.	CODE No.	Drwg.	POS. N.	CODE No.	Drwg.	POS. N.
886.4.043.1A	4	27	88713.1749	1a	13	88765.1077	1c	21	88765.1244	1d	0	8H00.67545	35	5
886.5.001.1A	34a	21	88713.1791	1a	14	88765.1126	1c	6	88765.1245	1d	0	913.7.096.1E	29	10
886.5.003.1A	28	16	88713.1805	1a	3	88765.1126A	1c	4	88765.1298	1	3	914.7.023.1A	1c	2
886.5.007.1A	15	16	88713.1806	1a	6	88765.1126B	1c	12	88765.1369A	1c	24	914.7.023.1B	1c	2
886.5.011.1A	7	7	88713.1821	1a	9	88765.1126C	1c	11	88765.1369B	1c	24	914.7.023.1C	1c	2
886.5.014.1A	22	9	88713.1832	1	9	88765.1126D	1c	14	88765.1369C	1c	24	914.7.023.1D	1c	2
886.5.015.1A	16	2	88713.1886	1	10	88765.1126E	1c	9	88765.1369D	1c	24	914.7.023.1E	1c	2
88700.5665	1	13	88713.1906	1a	16	88765.1126F	1c	13	88765.1369E	1c	24	919.1.001.2A	27	20
88713.0123	1	4	88713.1920	1a	8	88765.1126G	1c	17	88765.1371	1c	25	930.1.004.1A	22	2
88713.0957	1b	12	88713.1994	1a	10	88765.1126H	1c	16	88765.1372	1c	26	930.4.011.1A	30	10
88713.1010	1a	15	88713.2011	1a	7	88765.1126L	1c	19	88765.1373	1c	27	930.4.020.1A	15	27
88713.1037	1b	6	88713.2036	1	8	88765.1126M	1c	18	88765.1374	1c	28	930.4.021.1A	5a	2
88713.1038	1b	18	88713.2060	1a	11	88765.1126N	1c	7	88765.1375AF	1	7	930.4.022.1A	10	20
88713.1057	1b	15	88713.2068	1a	1	88765.1126P	1c	10	88765.1375BF	1	7	930.4.023.1A	3	32
88713.1058	1b	7	88713.2069	1a	2	88765.1126Q	1c	5	88765.1375CF	1	7	930.4.034.1A	5	6
88713.1059	1b	5	88713.2096	1	1	88765.1126R	1c	3	88765.1375DF	1	7	930.4.035.1A	4	16
88713.1062	1b	9	88713.2102	1a	4	88765.1126S	1c	22	88765.1375EF	1	7	930.4.049.1A	3	28
88713.1068	1b	17	88713.2103	1	15	88765.1126T	1c	23	893.1.002.1A	33	20	930.5.005.1A	11	18
88713.1071	1b	10	88713.2133	1	12	88765.1126T	1d	16	893.1.004.1A	33	2	930.5.006.2B	11	19
88713.1072	1b	1	88765.0999	1	6	88765.1126U	1c	20	893.1.005.1A	5	11	930.5.007.1A	15	17
88713.1073	1b	2	88765.1000	1	5	88765.1126V	1c	8	893.4.005.1A	24	11	930.5.012.1A	30	21
88713.1074	1b	4	88765.1005	1	5	88765.1126Z	1c	1	893.4.005.1A	26	19	93783.1524	11a	4
88713.1077	1b	16	88765.1006	1	5	88765.1181	1a	5	894.2.009.1A	9	19	93785.1830	10a	8
88713.1091	1	11	88765.1073	1c	21	88765.1188	1a	12	895.4.001.2A	34	6	93823.0119	33	4
88713.1096	1b	14	88765.1074	1c	21	88765.1241	1d	0	8A00.67997	31	22	93823.0128	4	32
88713.1344	1b	13	88765.1075	1c	21	88765.1242	1d	0	8A00.69056	22a	5	93823.2018	4	30
88713.1429	1	14	88765.1076	1c	21	88765.1243	1d	0	8B00.67545	20	4	93823.2082	5	7

INDEX

CODE No.	Drwg.	POS. N.	CODE No.	Drwg.	POS. N.	CODE No.	Drwg.	POS. N.	CODE No.	Drwg.	POS. N.	CODE No.	Drwg.	POS. N.
93823.2087	14	4												
93823.2087	14a	6												
93823.2087	33	16												
93823.3156	10	12												
93827.0114	10	8												
93827.0114	5	12												
93827.0114	9	22												
94247.0014	10a	3												
94247.0014	11	17												
94247.0014	5a	5												
98112.0002	1	4												