





Spare parts catalogue 999^R mon U.S.A.

DUCATI999



DUCATI MOTORHOLDING		999R	M.Y. '05	U.S.A.
Spare Parts Department		P.N. 91511902C	Febbraio - February '06	Edizione - Edition 01
DUCATI MOTORHOLDING		999R	M.Y. '05	U.S.A.
Spare Parts Department		P.N. 91511902C	Febbraio - February '06	Edizione - Edition 01
DUCATI MOTORHOLDING		999R	M.Y. '05	U.S.A.
Spare Parts Department		P.N. 91511902C	Febbraio - February '06	Edizione - Edition 01
DUCATI MOTORHOLDING		999R	M.Y. '05	U.S.A.
Spare Parts Department		P.N. 91511902C	Febbraio - February '06	Edizione - Edition 01

GENERAL INFORMATION

The present spare parts order exactly the right spare parts

When ordering specify:

1) the part's code number followed by its description; quantity needed;

2) the motorcycle's serial number, stamped on the steering head.

Reference to right and left apply to the vehicle in terms of its direction of movement.

Spare parts drawings are general and do not represent the part.

The contents of this catalogue are general and can undergo changes without prior notice.

VALIDITY

f.m.	Until V.I.N.
d.m.	From V.I.N.
f.m.m.	Up to engine number
d.m.m.	From engine number

LIST

CAL	California
CND	Canada

*Ducati Motor Holding S.p.A.
Commercial and Administration Office:
Via A. Cavalieri Ducati n. 3
40132 Bologna, Italy
Telefono 051 6413111
Fax 051 406580
Internet www.ducati.com*

CATALOGUE No: 915.1.190.2C
ISSUED: 02 - 06

CATALOGUE No: 915.1.190.2C
ISSUED: 02 - 06

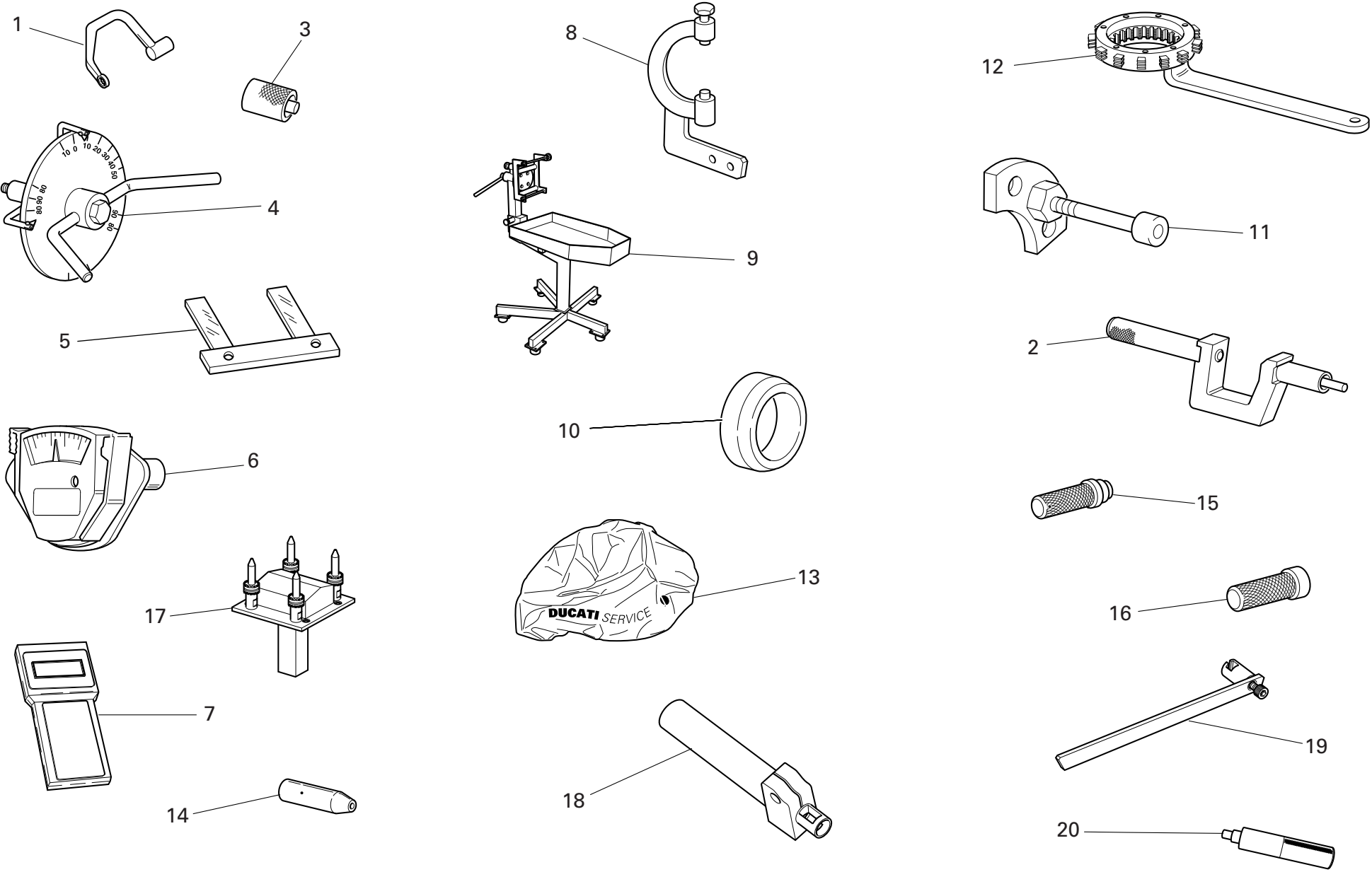
PAINTS

Paint	Code
"Rosso Anniversary DUCATI"	(PPG) F_473.101
"Trasparente"	(PPG) 228.880




page	CONTENTS
4	001 WORKSHOP SPECIAL TOOLS
6	001a WORKSHOP SPECIAL TOOLS
8	001b WORKSHOP SPECIAL TOOLS
10	001c DIAGNOSIS TESTER MATHESIS
12	001d WORKSHOP SPECIAL TOOLS
14	002 GEARCHANGE
16	003 GEAR-BOX
18	004 CLUTCH
20	005 CLUTCH COVER
22	005a CLUTCH COVER
24	006 CRANKSHAFT
26	007 CYLINDERS - PISTONS
28	008 TIMING
30	009 FILTERS AND OIL PUMP
32	010 HALF CRANKCASES
34	010a HALF CRANKCASES
36	011 WATER PUMP - ALTERNATOR COVER
38	011a WATER PUMP - ALTERNATOR COVER
40	012 ELECTRIC STARTER AND IGNITION
42	013 HEAD : TIMING
44	014 COLLECTORS AND HEAD COVERS
46	014a HEAD COVERS
48	015 HEAD
50	016 OIL COOLER
52	017 THROTTLE BODY
54	018 BATTERY BOX MOUNT
56	018a INJECTION SYSTEM
58	019 EXHAUST SYSTEM
60	020 FRONT HEAD-LIGHT AND INSTRUMENT PANEL
62	020a FRONT WIRING
64	021 HALF-HANDLEBARS - SHOCK-ADSORBER
66	021a FRONT FORK
68	022 FRAME
70	022a STAND
72	023 CLUTCH CONTROL
74	024 FRONT HYDRAULIC BRAKE
76	025 REAR HYDRAULIC BRAKE
78	026 FRONT AND REAR WHEELS
80	027 REAR FRAME
82	027a NUMBER PLATE HOLDER
84	028 REAR SUSPENSION
86	028a REAR FORK
88	029 AIR INDUCTION - OIL VENT
90	030 WATER RADIATOR ASSY
92	031 COOLING CIRCUIT
94	032 FUEL TANK
96	032a FUEL SYSTEM
98	033 SEAT
100	034 HEADLIGHT FAIRING
102	034a FAIRING
104	035 FUEL INFEED
106	036 MARKING PLATES
108	037 ACCESSORY

DRAWING 001 WORKSHOP SPECIAL TOOLS



DRAWING 001

WORKSHOP SPECIAL TOOLS

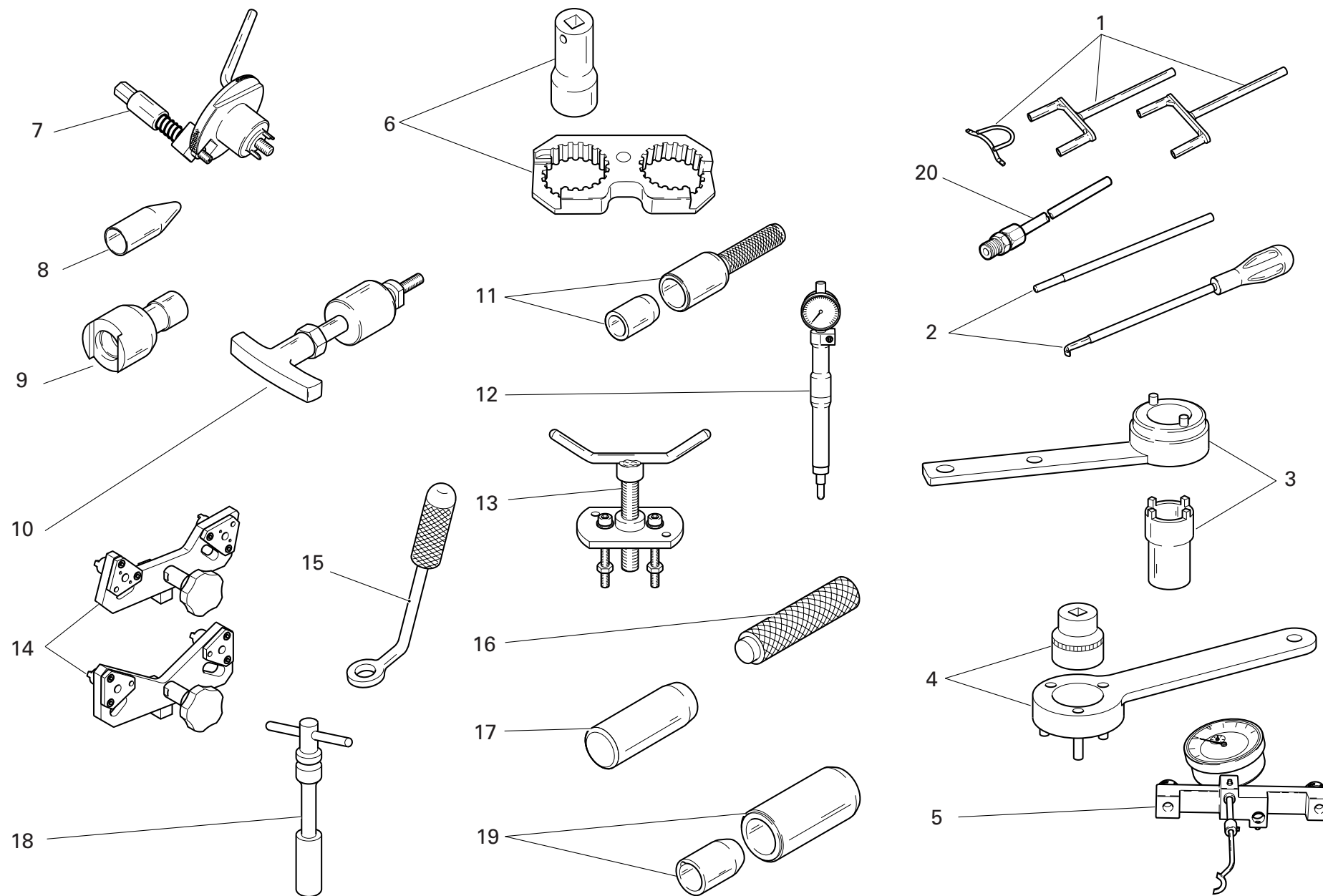
NOTES NO.	CODE NO.	DESCRIPTION	VALIDITY	Q.TY 
1	88713.2676	Head nuts holder wrench		1
2	88713.1429	Tool to drive valve seal ring ø7		1
3	88765.1298	Spacer for checking lower valve shim		1
4	88713.0123	Degree wheel holder tool for ignition advance check		1
4	98112.0002	Degree wheel		1
5	88765.1000	Fork feeler gauge 0.1 mm		1
5	88765.1005	Fork feeler gauge 0,2 mm		1
5	88765.1006	Fork feeler gauge 0.3 mm		1
6	88765.0999	Timing belt control gauge		1
7	88765.1375AF	Check instrument		1
GB	7	88765.1375BF	Check instrument	1
D	7	88765.1375CF	Check instrument	1
F	7	88765.1375DF	Check instrument	1
E	7	88765.1375EF	Check instrument	1
8	88713.2036	Flywheel Wrench		1
9	88713.1832	Bench for engine repair		1
10	88700.5665	Sleeve for installing clutch bell gear		1
11	88713.1091	Plate for positioning gear engagement fork		1
12	88713.2133	Wrench to hold clutch housing drum steady		1
13	88713.1886	Engine canvas		1
14	88700.5749	Crankcases assembling cap		1
15	88713.0869	Tool for assembling water pump front seal		1
16	88713.0870	Tool for assembling water pump front seal		1
17	88713.2346	Head mounting base		1
18	041.1.055.1A	Tool to fit valve collets		1
19	041.1.191.1A	Tool to fit valve collets		1

CATALOGUE No: 915.1.190.2C
ISSUED: 02 - 06


NOTES NO.	CODE NO.	DESCRIPTION	VALIDITY	Q.TY 
20	88713.2669	Roller cage fitting tool on primary shaft		1

CATALOGUE No: 915.1.190.2C
ISSUED: 02 - 06

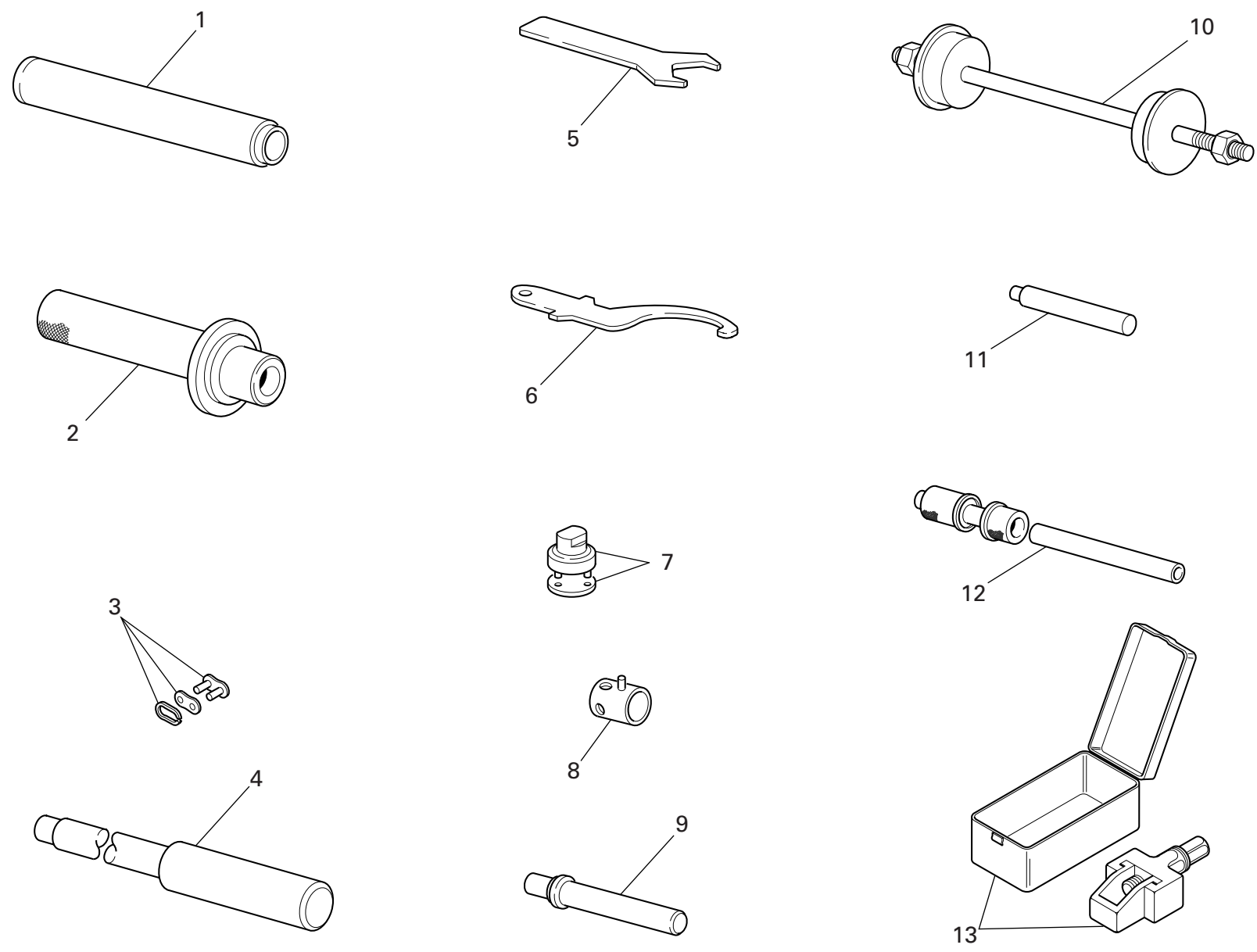
DRAWING 001a WORKSHOP SPECIAL TOOLS




DRAWING 001a WORKSHOP SPECIAL TOOLS

NOTES NO.	CODE NO.	DESCRIPTION	VALIDITY	Q.TY 
1	88713.2068	Closing rocker pre-load kit		1
2	88713.2069	Rocker spring pre-load compound kit		1
3	88713.1805	Driving roller tightening tool		1
4	88713.2102	Primary drive gear tightening tool		1
5	88765.1181	Valve lift gauge		1
6	88713.1806	Reaction tool for belt roller tightening		1
7	88713.2011	Tool to hold crankshaft in TDC position		1
8	88713.1920	Tool to fit O-rings onto stud bolts		1
9	88713.1821	Wrench to tighten tensioning bolts		1
10	88713.1994	Rocker shaft extractor		1
11	88713.2060	Seal ring driving tool		1
12	88765.1188	T.D.C. control gauge		1
13	88713.1749	Drive roller puller		1
14	88713.1791	Belt roller timing tool		1
15	88713.1904	Half-rings mounting punch tool		1
16	88713.1980	Drift to drive retainers onto shafts		1
17	88713.2066	Tool to fit cam blanking caps		1
18	88713.1914	Spark plug tool		1
19	88713.1906	Tool to fit seals on camshafts		1
20	88713.1010	Union for exhaust gas suction		1

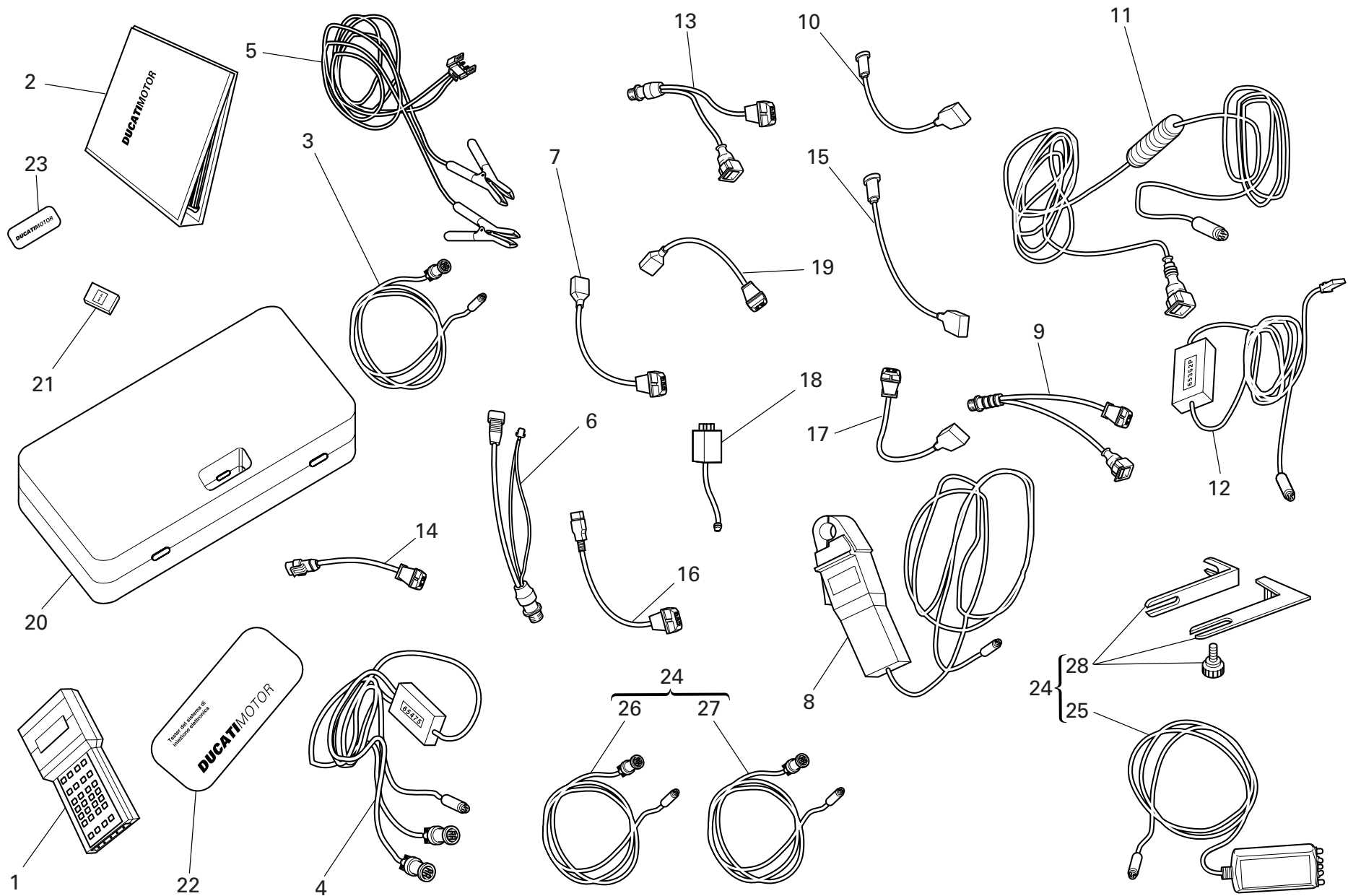
NOTES NO.	CODE NO.	DESCRIPTION	VALIDITY	Q.TY 
-----------	----------	-------------	----------	--



DRAWING 001b WORKSHOP SPECIAL TOOLS

NOTES NO.	CODE NO.	DESCRIPTION	VALIDITY	Q.TY 
1	88713.1072	Stopper for driving the half bearing of the steering head base		1
2	88713.1068	Stopper for assembling the rear fork roller bearings		1
3	677.4.003.1A	Coupling		1
4	88713.1074	Stopper for disassembling the swingarm pivot		1
5	88713.1077	Wrench for seat lock nut		1
6	88713.1037	Wrench for adjusting the steering head		1
7	88713.1058	Wrench for assembling the steering head cap		1
8	8000.70139	Wrench for front wheel spindle		1
9	88713.1071	Stopper for assembling the rocker needle bearings		1
10	88713.1062	Tool for assembling the steering head bearings		1
11	88713.1057	Stopper for inserting the steering damper bearing		1
12	88713.2409	Tool for assembling the swingarm ball bearings		1
13	88713.1344	Tool for assembling chain		1


NOTES NO.	CODE NO.	DESCRIPTION	VALIDITY	Q.TY 
-----------	----------	-------------	----------	--



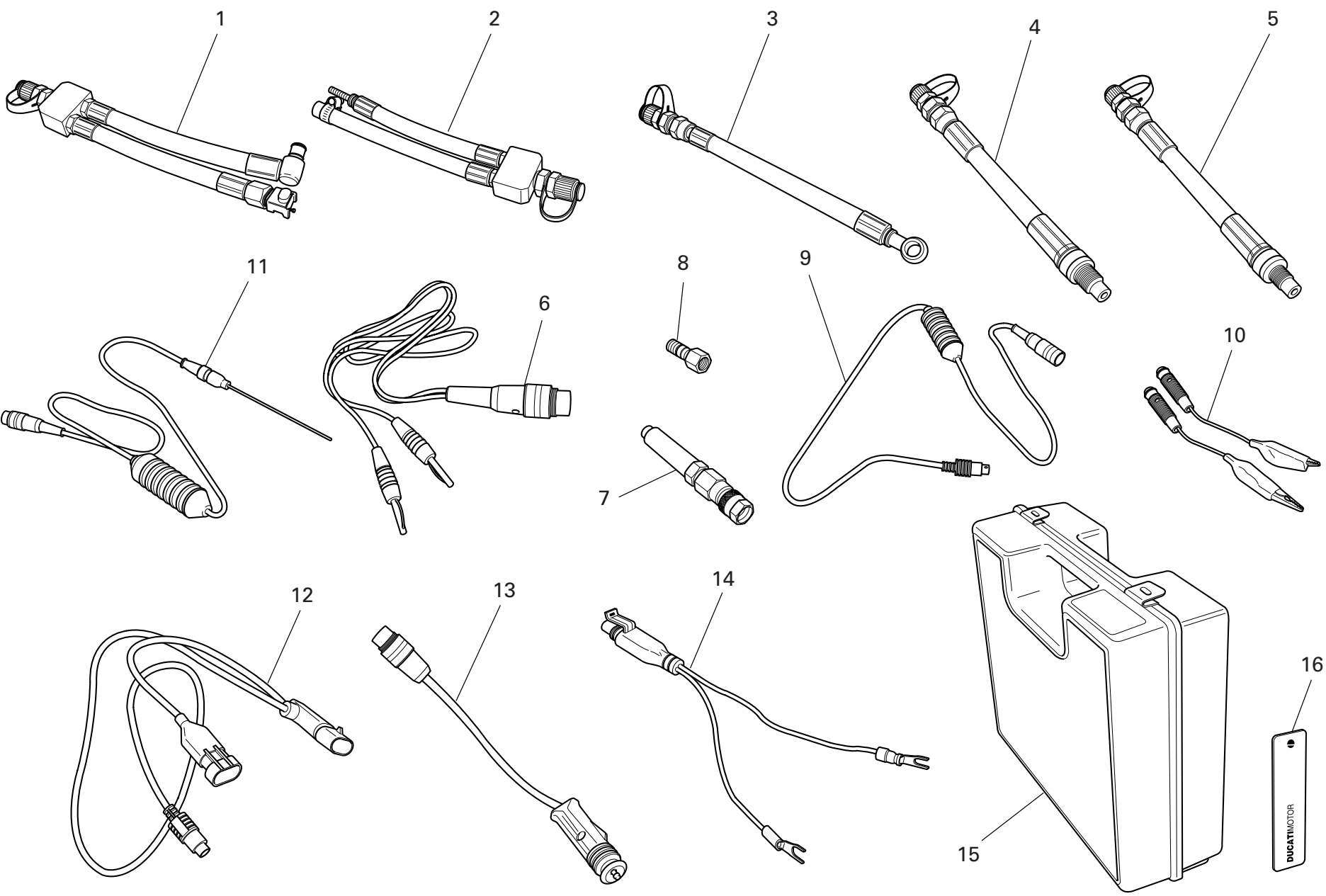
DRAWING 001c DIAGNOSIS TESTER MATHESIS


NOTES NO.	CODE NO.	DESCRIPTION	VALIDITY	Q.TY 
1	88765.1126Z	Bare Mathesis		1
2	914.7.023.1A	Italian manual		1
2	914.7.023.1B	English manual		1
2	914.7.023.1C	German manual		1
2	914.7.023.1D	Franch manual		1
2	914.7.023.1E	Spanish manual		1
3	88765.1126R	Main cable Mathesis		1
4	88765.1126A	Pickup Control cable		1
5	88765.1126Q	Battery mains cable		1
6	88765.1126	Mains cable adapter for self diagnosis		1
7	88765.1126N	Sensor for absolute pressure sampling		1
8	88765.1126V	Amperometer plier		1
9	88765.1126E	Adapter for 3 wires Pickup test cable		1
10	88765.1126P	Sensor for air temperature sampling		1
11	88765.1126C	Cable for potentiometer adjustment		1
12	88765.1126B	Test cable and speed indicator adjustment		1
13	88765.1126F	Adapter for 2 wires Pickup test cable		1
14	88765.1126D	Adapter for potentiometer adjustment		1
15	552.4.028.1A	Sensor for small throttle potentiometer sampling		1
16	88765.1126H	Sensor for throttle potentiomer sampling		1
17	88765.1126G	Sensor for air/water temperature sampling		1
18	88765.1126M	Sfety remote switch		1
19	88765.1126L	2 Wires sampling Pickup sensor		1
20	88765.1126U	Case with sponge		1
21	88765.1073	Memory card reader		1
21	88765.1074	English memory card		1

CATALOGUE No: 915.1.190.2C
ISSUED: 02 - 06

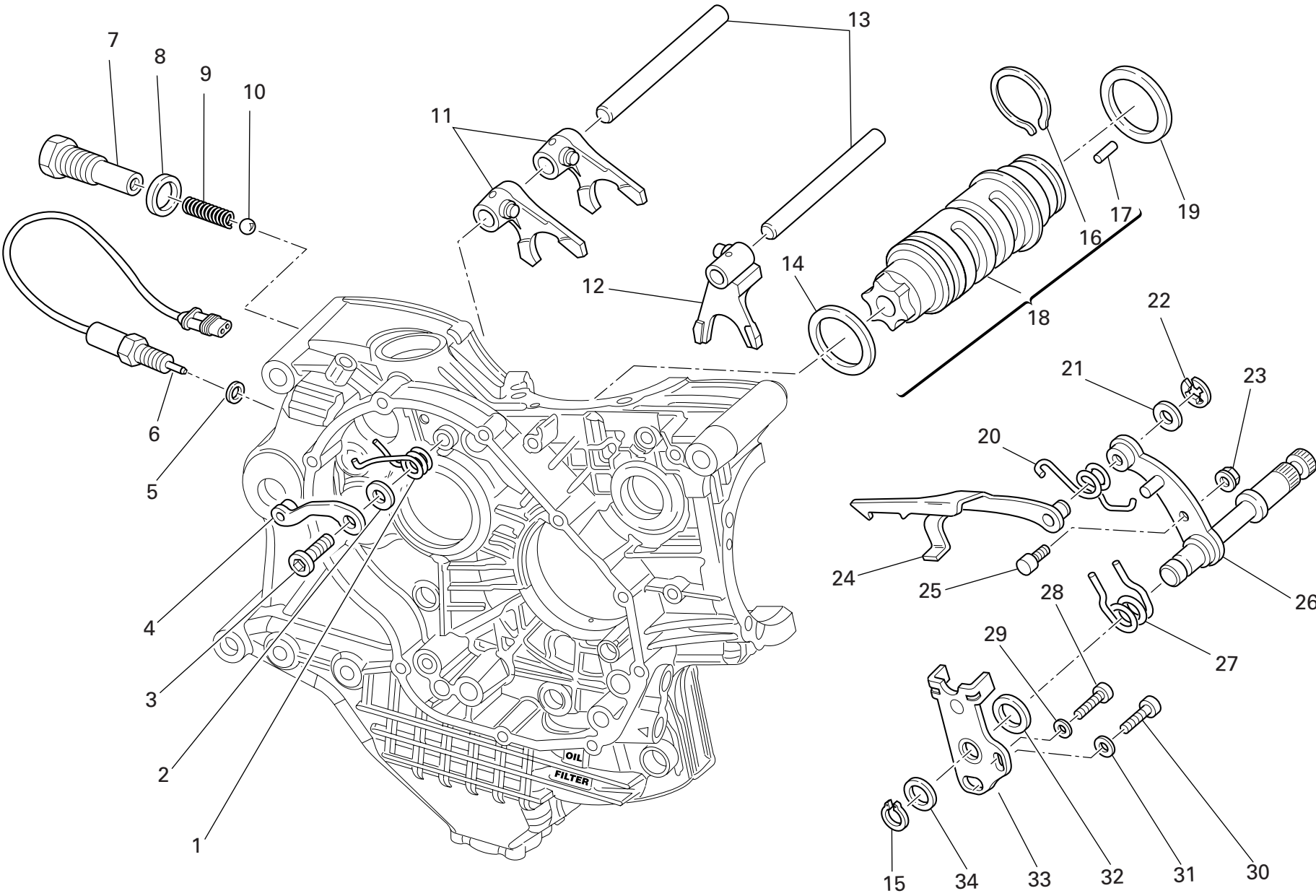
NOTES NO.	CODE NO.	DESCRIPTION	VALIDITY	Q.TY 
21	88765.1075	German memory card		1
21	88765.1076	French memory card		1
21	88765.1077	Spanish memory card		1
22	88765.1126S	DUCATI sticker for case		1
23	88765.1126T	DUCATI sticker RH/LH side		1
24	88765.1369A	Belt tensioning kit		1
GB	24	88765.1369B	Belt tensioning kit	1
D	24	88765.1369C	Belt tensioning kit	1
F	24	88765.1369D	Belt tensioning kit	1
E	24	88765.1369E	Belt tensioning kit	1
25	88765.1371	Sensor		1
26	88765.1372	Main cable		1
27	88765.1373	Cable extension		1
28	88765.1374	Bracket		1

CATALOGUE No: 915.1.190.2C
ISSUED: 02 - 06




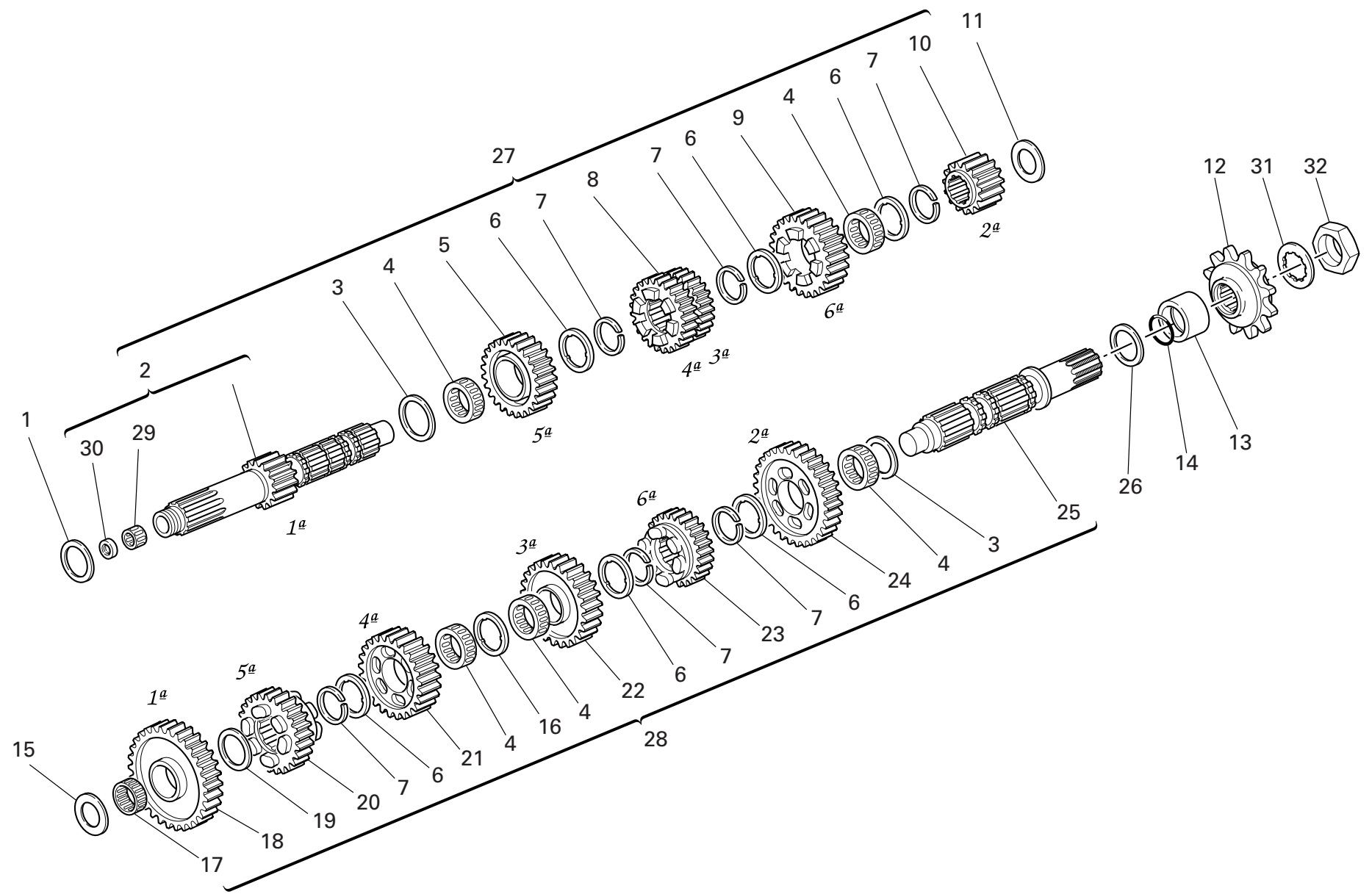
NOTES NO.	CODE NO.	DESCRIPTION	VALIDITY	Q.TY 
	0	88765.1241	Check instrument	1
GB	0	88765.1242	Check instrument	1
D	0	88765.1243	Check instrument	1
F	0	88765.1244	Check instrument	1
E	0	88765.1245	Check instrument	1
	1	590.1.189.1A	Fuel pressure line HS.	1
	2	590.1.190.1A	Fuel pressure line ST/SS/M.	1
	3	875.1.065.1A	Oil pressure line	1
	4	552.1.037.1A	Fitting - cylinder compression M12	1
	5	552.1.038.1A	Fitting - cylinder compression M10	1
	6	514.1.037.1A	Cable Volt PF DUC 21	1
	7	552.1.039.1A	Pressure sensor	1
	8	814.1.114.1A	Oil pressure fitting	1
	9	514.1.032.1A	Cable for supplementary tests	1
	10	514.1.035.1A	Red clamp cable	1
	10	514.1.036.1A	Black clamp cable	1
	11	552.1.040.1A	Temperature probe	1
	12	514.1.034.1A	Main cable PF A621	1
	13	514.1.033.1A	Electric lighter connection adapter (ST)	1
	14	514.1.038.1A	Battery connection adapter	1
	15	698.1.033.1A	Red case with sponge rubber	1
	16	88765.1126T	DUCATI sticker RH/LH side	2

NOTES NO.	CODE NO.	DESCRIPTION	VALIDITY	Q.TY 
-----------	----------	-------------	----------	--



NOTES NO.	CODE NO.	DESCRIPTION	VALIDITY	Q.TY 
1	799.1.049.1A	Return spring		1
2	852.1.053.2A	Washer		1
3	779.1.039.1A	Special screw		1
4	455.2.003.1A	Gear stopper assembly		1
5	420.2.001.0A	Gasket th.1		1
6	539.1.021.1A	Switch		1
7	779.1.203.2A	Push rod holder		1
8	0272.91.090	Gasket		1
9	0660.13.143	Gear selector spring		1
10	76835.1134	Ball		1
11	180.1.001.1A	1st,4th-2nd,3rd gear selector fork		2
12	180.1.002.1A	5th,6th gear selector fork		1
13	0660.13.070	Fork pin		2
14	852.1.005.1A	Shim th. 1		1
15	73500.1542	Circlip		1
16	882.1.006.1A	Needle retaining ring (square cross-section)		1
17	821.1.070.1A	Pin		6
18	182.2.018.1A	Complete gearbox drum		1
19	0660.13.060	Shim th. 1		1
19	852.1.094.1A	Shim th. 0.9		1
20	799.1.025.1A	Fork return spring		1
21	0400.09.050	Shim th. 0.5		1
21	0765.92.205	Shim th. 0.2		2
22	884.5.034.1A	Ring		1
23	748.1.040.1A	Nut		1
24	180.1.008.1A	Gearbox drum control fork		1
25	0660.13.165	Gearchange lever pin		1

NOTES NO.	CODE NO.	DESCRIPTION	VALIDITY	Q.TY 
26	821.1.001.1A	Pin with gearchange lever		1
27	0799.13.110	Gearchange lever return spring		1
28	771.5.067.8B	Screw		1
29	852.1.172.1A	Washer		1
30	771.5.123.8B	Screw		1
31	852.1.174.1A	Washer		1
32	881.1.012.1A	Centering ring		1
33	826.1.009.1A	Stopper plate		1
34	0400.29.125	Shim th. 0.2		2
34	0400.29.126	Shim th. 0.5		1




DRAWING 003

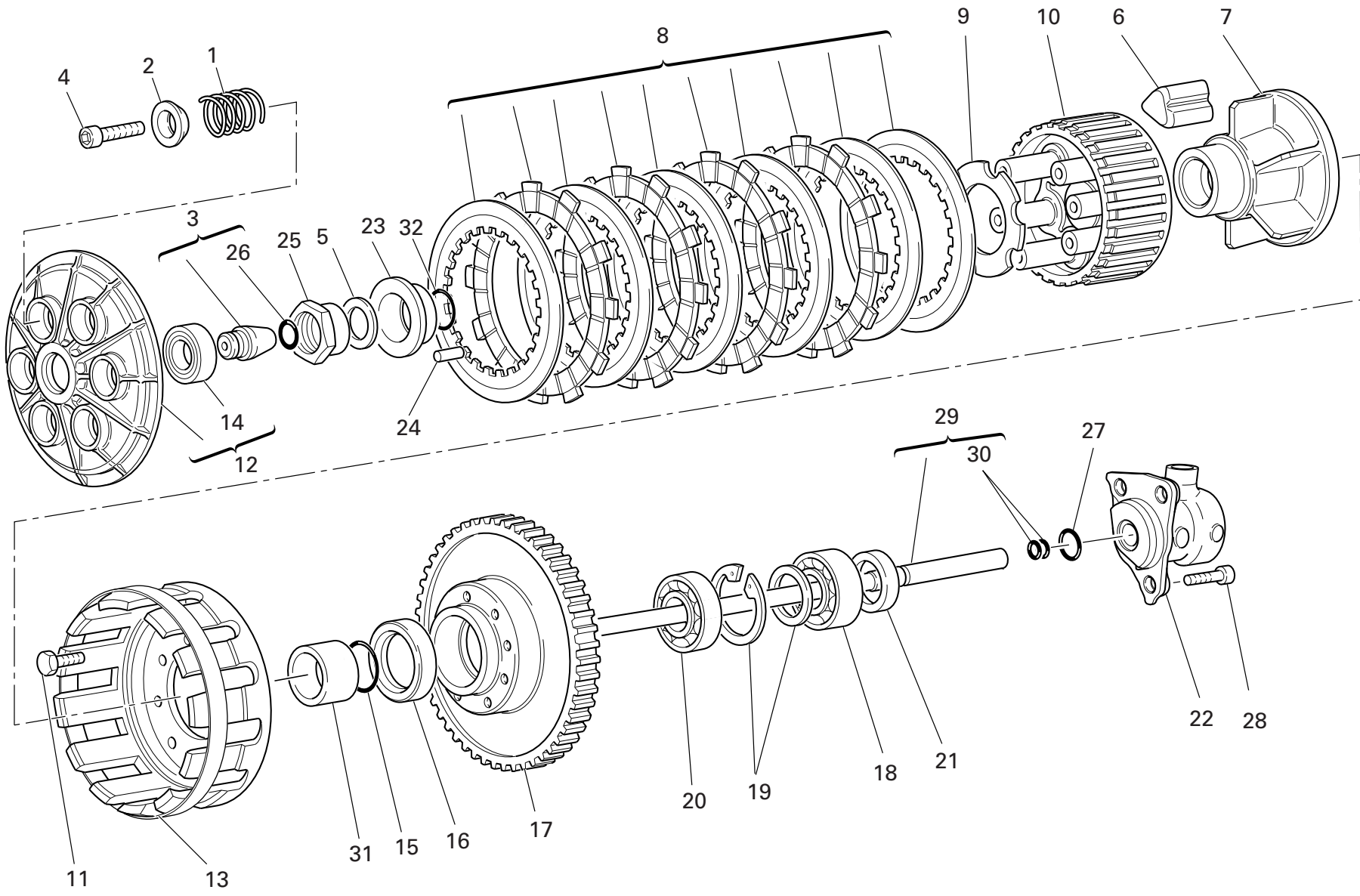
GEAR-BOX

NOTES NO.	CODE NO.	DESCRIPTION	VALIDITY	Q.TY 
1	0251.47.050	Shim th. 1		1
1	0251.47.054	Shim th. 1.2		1
2	150.2.006.1B	Gearbox main shaft		1
3	0670.16.150	Shim th. 0.5		2
4	701.4.005.1A	Needle bearing		5
5	172.1.004.2C	Driving gear 5th sp.		1
6	856.1.001.1A	Grooved washer th. 0.5		6
7	0670.16.145	Snap ring		6
8	172.1.003.2C	Driving gear 3rd/4th sp.		1
9	172.1.005.2C	Driving gear 6th sp.		1
10	172.1.002.1B	Driving gear 2nd sp.		1
11	0670.16.163	Shim th. 1.8		1
11	0670.16.164	Shim th. 2		1
11	713.1.014.1A	Shim th. 1.5		1
11	713.1.014.1B	Shim th. 1.7		1
11	713.1.014.1E	Shim th. 1.6		3
11	713.1.014.1F	Shim th. 1.9		1
12	449.1.045.1A	Front sprocket w/rubber protection Z=15		1
13	713.1.157.1A	Spacer		1
14	930.4.023.1A	O-ring		1
15	0670.16.165	Shim th. 2.2		1
15	0670.16.184	Shim th. 1		1
15	0670.16.185	Shim th. 1.2		1
15	713.1.011.1A	Shim th. 2.3		1
16	856.1.031.1A	Grooved washer th. 0.5		1
17	76402.0002	Needle bearing		1
18	172.1.006.1B	Driven gear 1st sp.		1

CATALOGUE No: 915.1.190.2C
ISSUED: 02 - 06

NOTES NO.	CODE NO.	DESCRIPTION	VALIDITY	Q.TY 
19	0670.16.155	Shim th. 1		1
20	172.1.010.2C	Driven gear 5th sp.		1
21	172.1.009.2C	Driven gear 4th sp.		1
22	172.1.008.1C	Driven gear 3rd sp.		1
23	172.1.011.2C	Driven gear 6th sp.		1
24	172.1.007.1B	Driven gear 2nd sp.		1
25	149.1.032.3A	Gearbox lay shaft		1
26	0670.16.170	Shim th. 0.8		1
26	0670.16.171	Shim th. 1		1
26	852.1.105.1AB	Shim th. 0.9		1
26	852.1.105.1AG	Shim th. 0.7		1
27	150.2.047.1B	Complete main shaft		1
28	150.2.053.2B	Complete lay shaft		1
29	702.5.044.1A	Needle bearing		1
30	930.4.049.1A	Seal ring		1
31	851.1.004.1A	Lock washer		1
32	750.1.007.1A	Nut		1


CATALOGUE No: 915.1.190.2C
ISSUED: 02 - 06



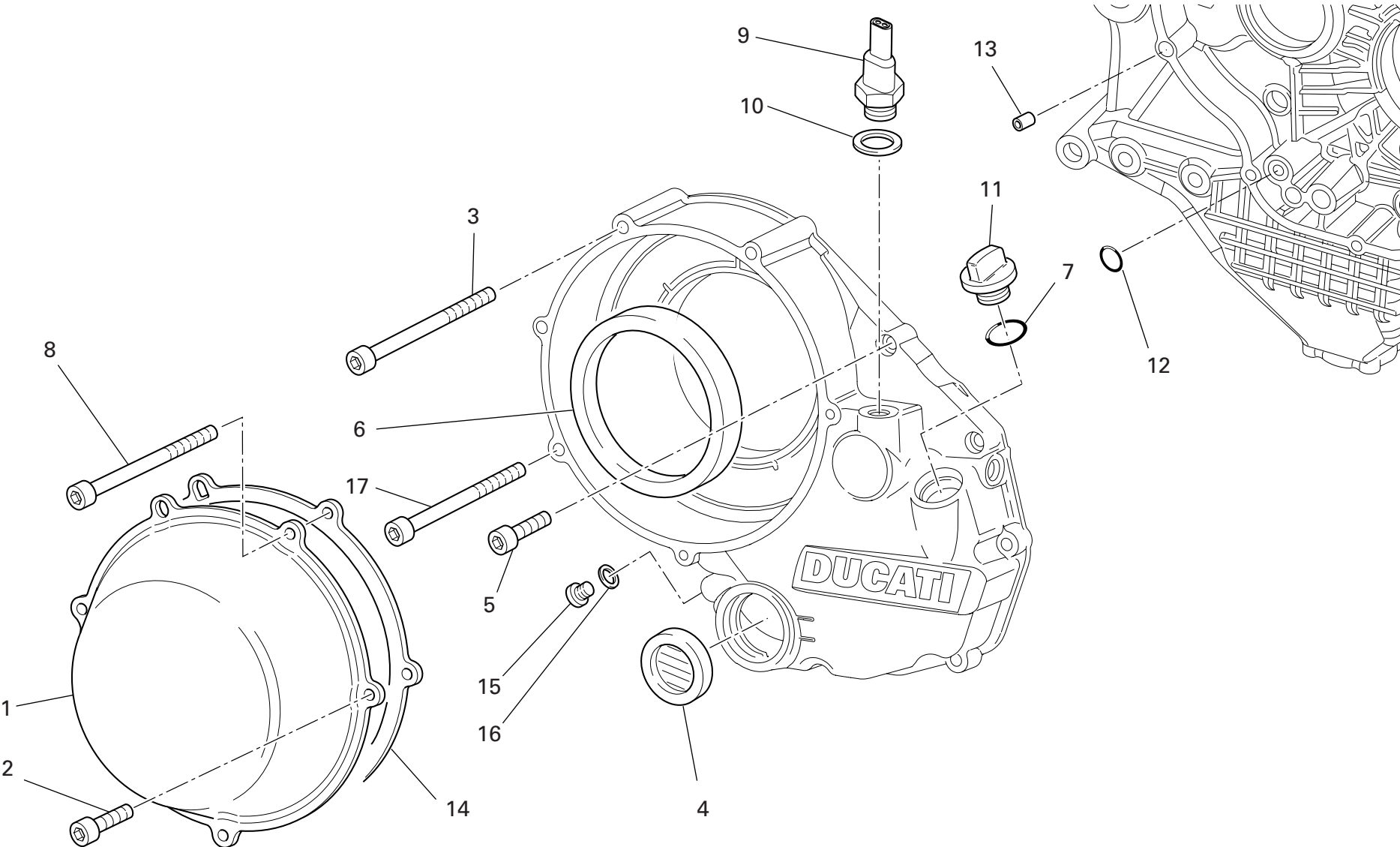
DRAWING 004 CLUTCH

NOTES NO.	CODE NO.	DESCRIPTION	VALIDITY	Q.TY 
1	0659.16.555	Clutch spring		6
2	841.1.002.2A	Retainer		6
3	818.2.009.1A	Clutch control pin		1
4	771.5.043.8B	Screw		6
5	851.4.001.1A	Lock washer		1
6	764.1.003.1B	Rubber pad		12
7	162.1.001.1B	Plate holder hub		1
8	190.2.011.1A	Clutch plates set		1
9	851.1.001.1B	Lock washer		1
10	196.1.001.2B	Clutch drum		1
11	70610.8120	Screw		8
12	194.2.015.1A	Pressure plate		1
13	198.1.029.1A	Clutch housing		1
14	702.5.016.1A	Bearing		1
15	463.2.053.7A	O-ring		1
16	930.4.035.1A	Seal ring		1
17	170.2.032.1A	Clutch/crankshaft gears pair		1
18	75113.2566	Bearing		1
19	881.2.001.1A	Circlip - spacer		1
20	702.4.017.1A	Bearing		1
21	0660.16.145	Spacer		1
22	195.4.003.1A	Piston assembly		1
23	710.1.002.1A	Bush		1
24	74224.0570	Pin		1
25	750.1.002.1B	Nut		1
26	0400.17.030	O-ring		1
27	886.4.043.1A	O-ring		1

CATALOGUE No: 915.1.190.2C
ISSUED: 02 - 06

NOTES NO.	CODE NO.	DESCRIPTION	VALIDITY	Q.TY 
28	771.5.065.2BB	Screw		3
29	117.2.006.1A	Clutch control rod		1
30	93823.2018	O-ring		2
31	713.1.012.1B	Spacer		1
32	93823.0128	O-ring		1

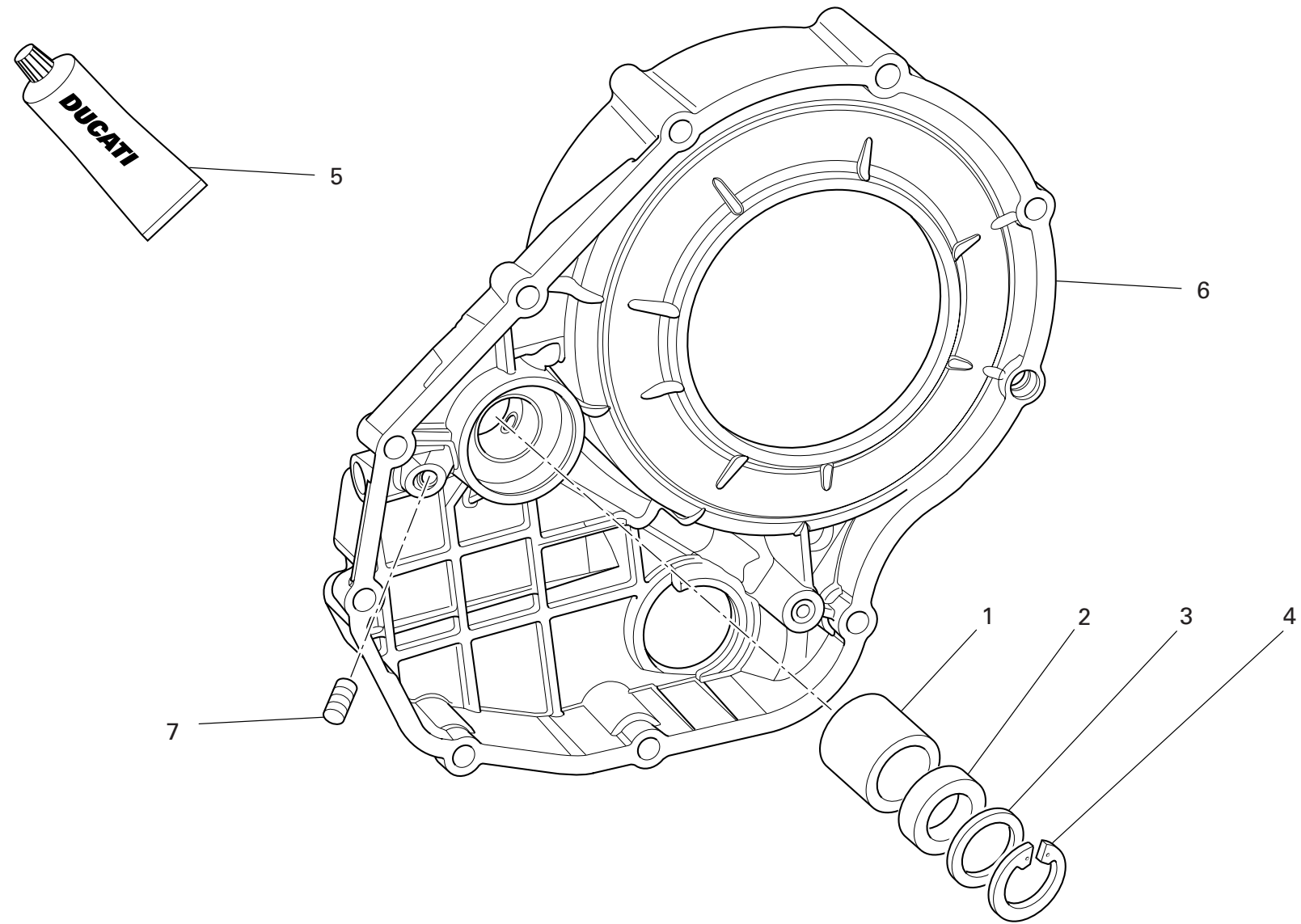
CATALOGUE No: 915.1.190.2C
ISSUED: 02 - 06



DRAWING 005 CLUTCH COVER

NOTES NO.	CODE NO.	DESCRIPTION	VALIDITY	Q.TY
1	243.1.025.1AD	Clutch protection cover		1
2	771.1.026.1A	Screw		2
3	771.5.078.8B	Screw		1
4	254.4.001.2A	Oil level sight glass		1
5	771.5.069.8B	Screw		6
6	930.4.034.1A	Ring		1
7	93823.2082	O-ring		1
8	771.1.027.1A	Screw		2
9	539.4.030.1A	Switch		1
10	852.1.195.1A	Gasket th.2		1
11	893.1.005.1A	Cap		1
12	93827.0114	O-ring		1
13	0400.49.240	Locating bush		1
14	788.1.052.1A	Clutch cover gasket		1
15	780.5.001.1A	Cap		1
16	852.5.024.1A	Gasket th.1		1
17	771.5.079.8B	Screw		1

NOTES NO.	CODE NO.	DESCRIPTION	VALIDITY	Q.TY
-----------	----------	-------------	----------	------



DRAWING 005a CLUTCH COVER

NOTES NO.	CODE NO.	DESCRIPTION	VALIDITY	Q.TY
1	0665.49.680	Bush		1
2	930.4.021.1A	Seal ring		1
3	852.1.135.1A	Shim th. 1		1
4	884.5.013.1A	Circlip		1
5	94247.0014	Fluid sealant		1
6	243.2.038.4A	Cover clutch side		1
7	417.6.011.3A	Threaded dowel		1

NOTES NO.	CODE NO.	DESCRIPTION	VALIDITY	Q.TY
-----------	----------	-------------	----------	------



DRAWING 006 CRANKSHAFT

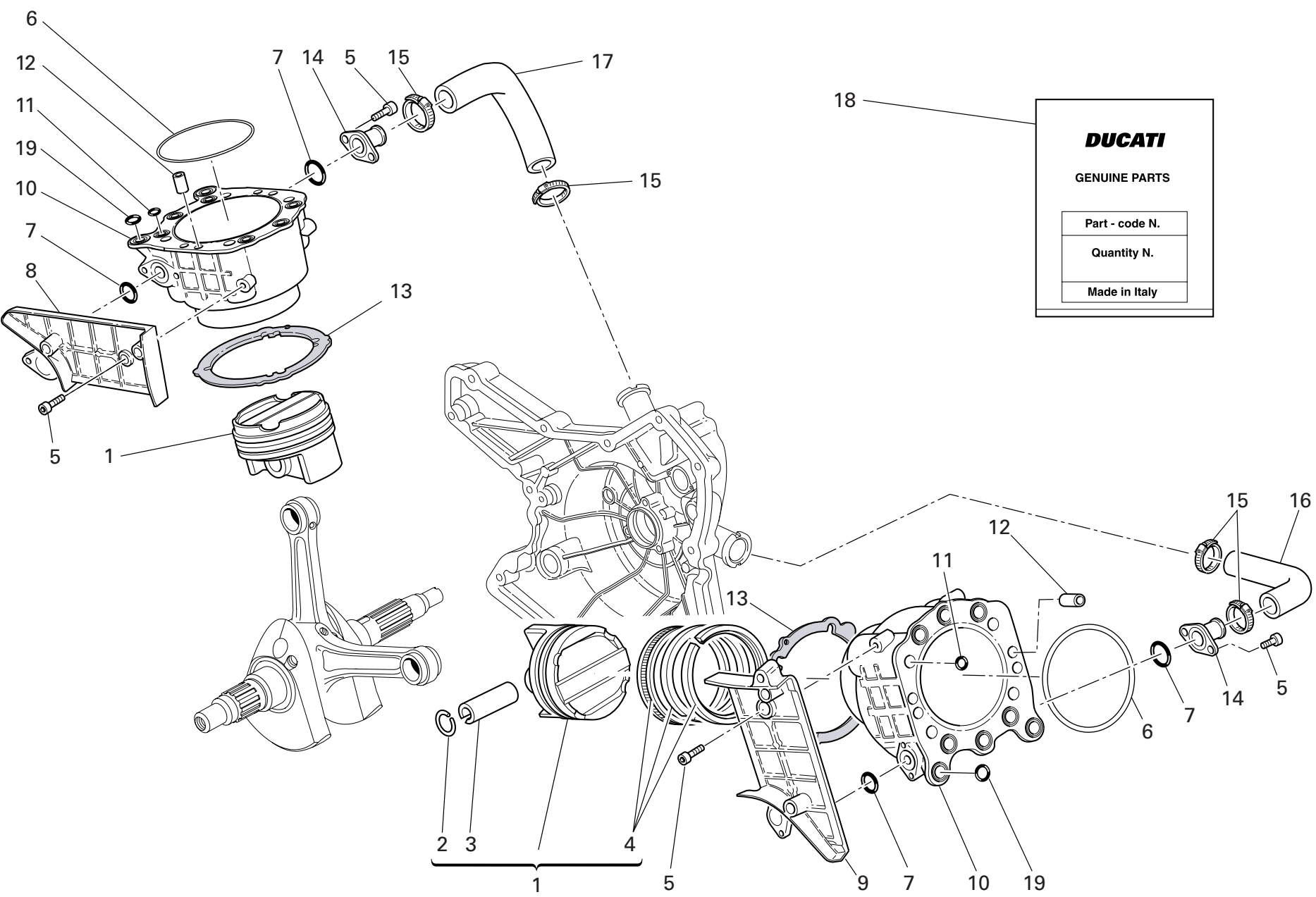
NOTES NO.	CODE NO.	DESCRIPTION	VALIDITY	Q.TY
1	146.2.119.1A	Crankshaft		1
2	779.1.109.1A	Special screw		1
3	799.1.051.2A	Spring washer		1
4	72121.2106	Threaded dowel		1
5	156.2.019.1A	Complete connecting rod		2
6	94460.1829	Grease		1
7	710.1.061.1A	Spacer		1
8	112.1.012.1AA	Half-bearing (RED)		2
8	112.1.012.1AB	Half-bearing (BLUE)		2
9	779.1.114.1A	Special screw		4
10	0755.29.025	Woodruff key		1
11	852.1.104.1A	Shim th. 1.9		2
11	852.1.104.1B	Shim th. 1.95		2
11	852.1.104.1C	Shim th. 2		2
11	852.1.104.1D	Shim th. 2,05		2
11	852.1.104.1E	Shim th. 2,1		2
11	852.1.104.1F	Shim th. 2,15		2
11	852.1.104.1G	Shim th. 2.2		2
11	852.1.104.1H	Shim th. 2.25		2
11	852.1.104.1I	Shim th. 2.3		2
11	852.1.104.1J	Shim th. 2.35		2
11	852.1.104.1K	Shim th. 2,4		2
11	852.1.104.1L	Shim th. 2,45		2
11	852.1.104.1M	Shim th. 2.5		2
11	852.1.104.1N	Shim th. 2.55		2
12	851.1.010.1A	Lock washer		1
13	750.1.057.1A	Nut		1

CATALOGUE No: 915.1.190.2C
ISSUED: 02 - 06

NOTES NO.	CODE NO.	DESCRIPTION	VALIDITY	Q.TY
14	750.1.012.2A	Nut		1

CATALOGUE No: 915.1.190.2C
ISSUED: 02 - 06

DRAWING 007 CYLINDERS - PISTONS




DUCATI

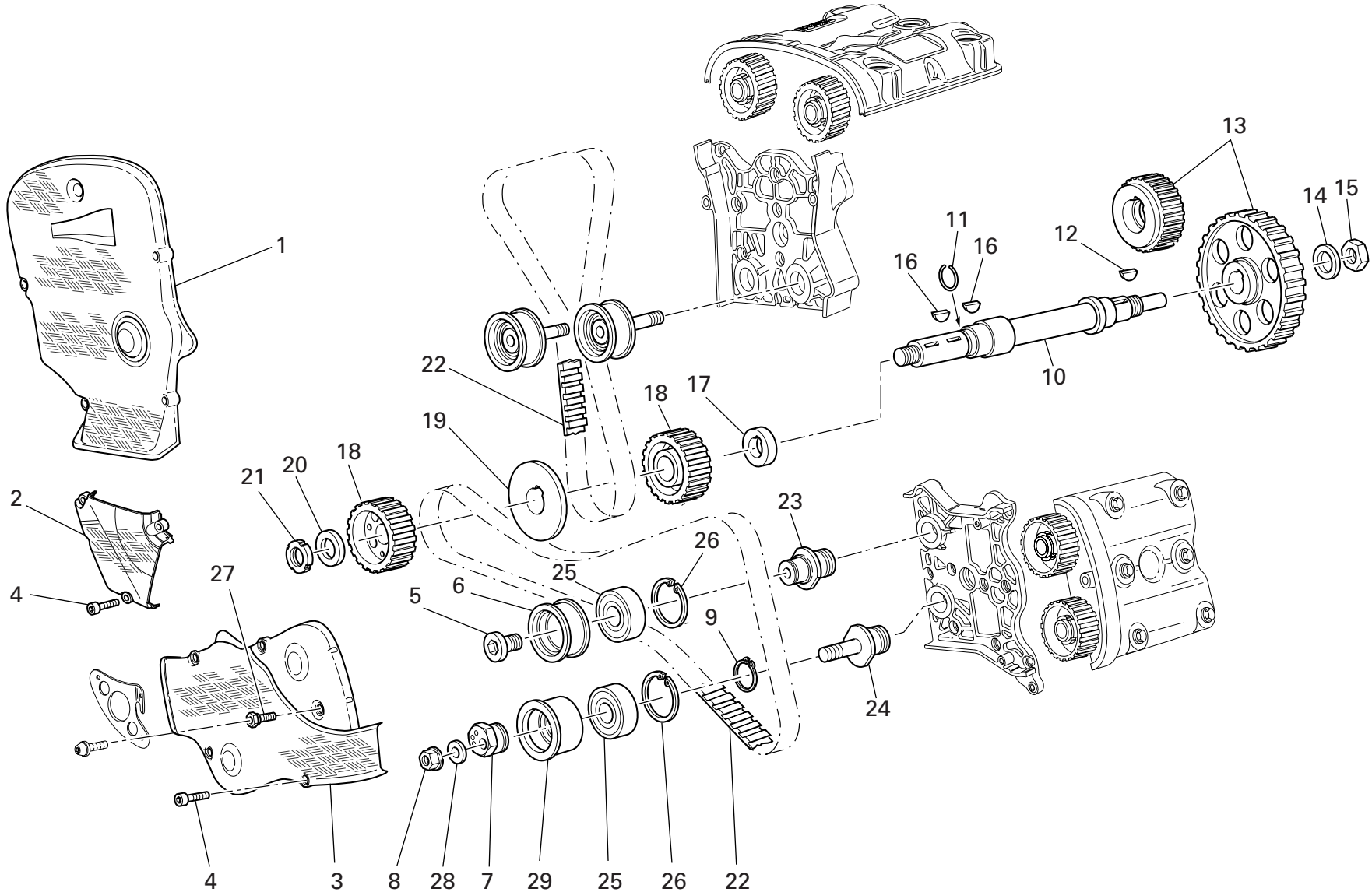
GENUINE PARTS

Part - code N.
Quantity N.
Made in Italy

DRAWING 007 CYLINDERS - PISTONS

NOTES NO.	CODE NO.	DESCRIPTION	VALIDITY	Q.TY 
1	122.2.136.1A	Complete piston ø104		2
2	121.1.079.1A	Piston pin circlip		4
3	121.1.078.1B	Piston pin		2
4	121.2.034.2A	Piston rings set		2
5	771.5.065.8B	Screw		10
6	930.4.030.1A	Gasket		2
7	886.5.011.1A	O-Ring		4
8	247.1.120.1A	Cover		1
9	247.1.155.2A	Cover		1
10	120.2.113.1A	Cylinder-piston fit		2
11	93823.2050	O-ring		12
12	711.1.092.2A	Bush		4
13	786.1.088.1A	Cylinder-crankcase gasket th. 0.4		2
14	814.1.081.1A	Water inlet union to cylinders		2
15	741.4.002.1A	Hose guide		4
16	800.1.123.1A	Horizontal cylinder water inlet hose		1
17	800.1.122.1A	Vertical cylinder water inlet hose		1
18	791.2.040.1A	Gaskets set		1
19	93823.0119	O-ring		4


NOTES NO.	CODE NO.	DESCRIPTION	VALIDITY	Q.TY 
-----------	----------	-------------	----------	--



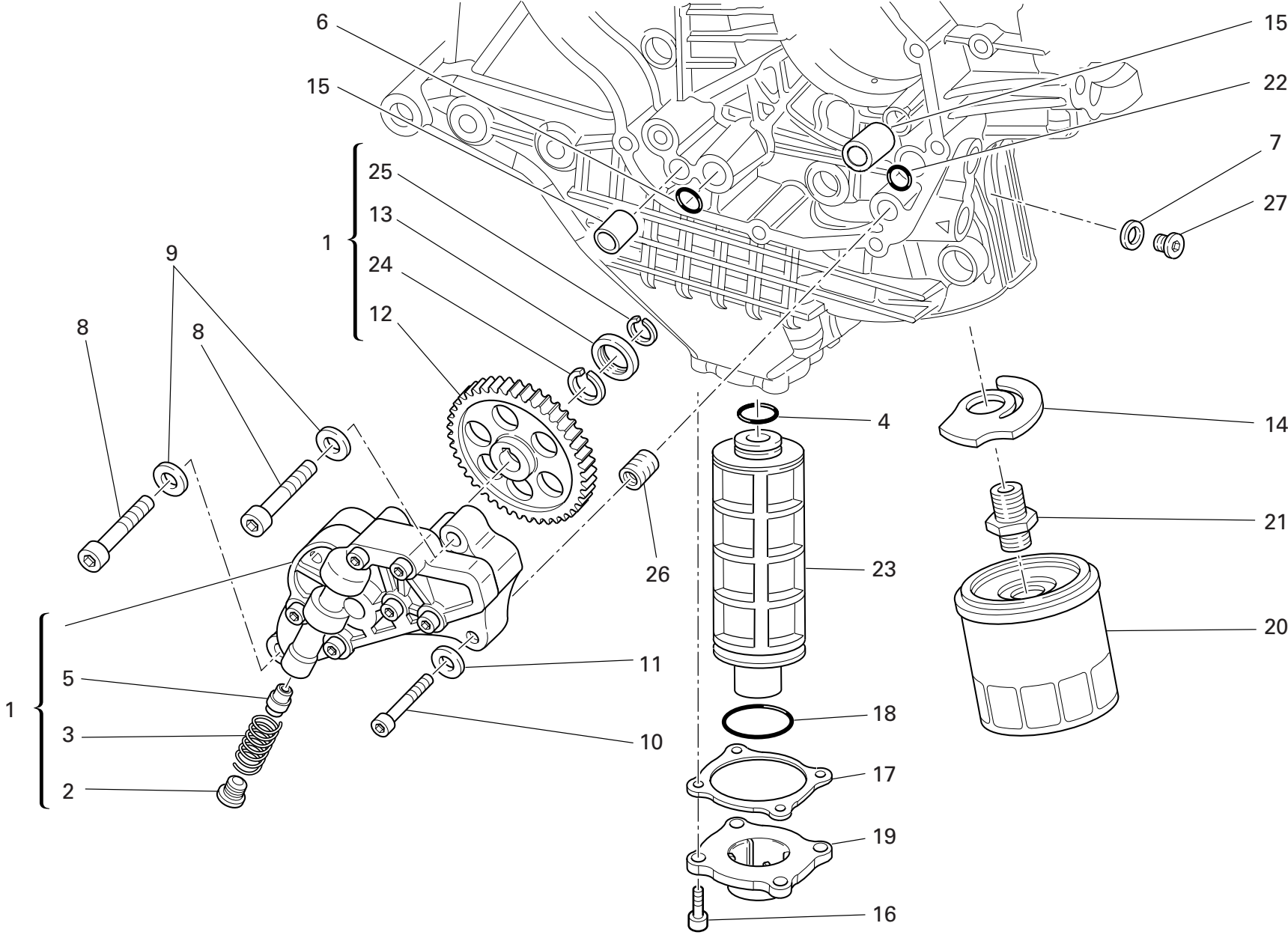
DRAWING 008 TIMING

NOTES NO.	CODE NO.	DESCRIPTION	VALIDITY	Q.TY 
1	245.1.066.1A	Vertical timing belt cover (CARBON)		1
2	245.1.067.1A	Outer central cover (CARBON)		1
3	245.1.065.1A	Horizontal belt outer cover (CARBON)		1
4	773.5.069.8B	Screw		11
5	779.1.187.1A	Setscrew		2
6	451.1.018.2A	Bush		2
7	451.1.043.1A	Tensioner eccentric		2
8	748.1.044.1A	Nut		2
9	73500.2054	Snap ring		2
10	147.1.014.1A	Timing lay shaft		1
11	882.1.003.1A	Snap ring		1
12	0755.29.025	Woodruff key		1
13	171.2.062.1A	Timing gears pair		1
14	851.1.013.1A	Lock washer		1
15	0124.40.060	Hexagon nut		1
16	74172.1008	Woodruff key		2
17	716.1.073.2A	Spacer		1
18	255.1.010.2B	Timing belt roller		2
19	856.1.062.2A	Belt roller separating washer		1
20	716.1.072.2A	Spacer		1
21	703.5.006.2A	Elastic-stop ring nut		1
22	737.4.012.4A	Timing drive toothed belt		2
23	451.1.017.1A	Fixed tensioner roller pin		2
24	451.1.044.1A	Tensioner roller pin		2
25	702.4.058.1A	Bearing		4
26	73503.3804	Circlip		4
27	684.1.054.1A	Stud bolt		2

CATALOGUE No: 915.1.190.2C
ISSUED: 02 - 06

NOTES NO.	CODE NO.	DESCRIPTION	VALIDITY	Q.TY 
28	853.1.002.1A	Spring washer		2
29	451.1.042.1A	Movable tensioner roller bush		2

CATALOGUE No: 915.1.190.2C
ISSUED: 02 - 06

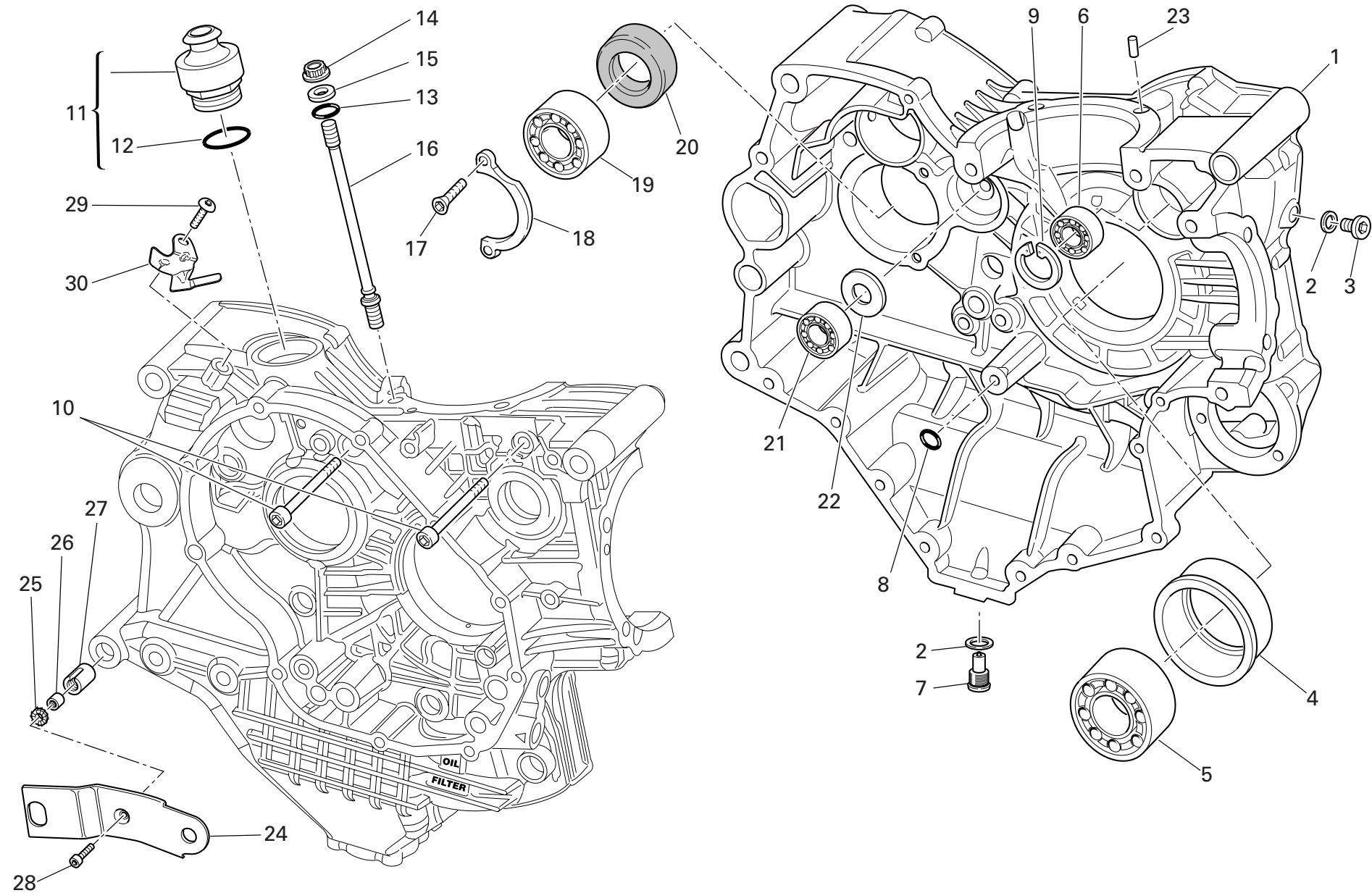


DRAWING 009 FILTERS AND OIL PUMP

NOTES NO.	CODE NO.	DESCRIPTION	VALIDITY	Q.TY 
1	174.2.025.6A	Complete oil pump		1
2	780.1.018.1A	Bypass cap		1
3	799.1.055.1A	Bypass spring		1
4	886.4.033.1A	O-ring		1
5	593.1.018.1A	Bypass valve		1
6	886.4.037.1A	O-ring		1
7	852.1.195.1A	Gasket th.2		1
8	771.5.129.8B	Screw		2
9	853.1.002.1A	Spring washer		2
10	771.5.069.8B	Screw		1
11	853.1.004.1A	Spring washer		1
12	174.1.025.2A	Pump drive gear		1
13	710.1.001.1A	Bush		1
14	799.2.077.2A	Bypass spring		1
15	0759.49.280	Locating bush		2
16	771.5.067.8B	Screw		4
17	788.1.065.1A	Cover gasket		1
18	886.4.034.1A	O-ring		1
19	240.1.025.1A	Cover		1
20	444.4.003.4A	Oil filter cartridge		1
21	815.1.028.1A	Nipple		1
22	93827.0114	O-ring		1
23	894.1.014.1A	Oil net filter		1
24	884.4.042.1A	Snap ring		1
25	884.5.036.1A	Circlip		1
26	0670.49.310	Reduction bush		1
27	779.1.162.2A	Cap		1

NOTES NO.	CODE NO.	DESCRIPTION	VALIDITY	Q.TY 
-----------	----------	-------------	----------	--


DRAWING 010 HALF CRANKCASES



DRAWING 010 HALF CRANKCASES

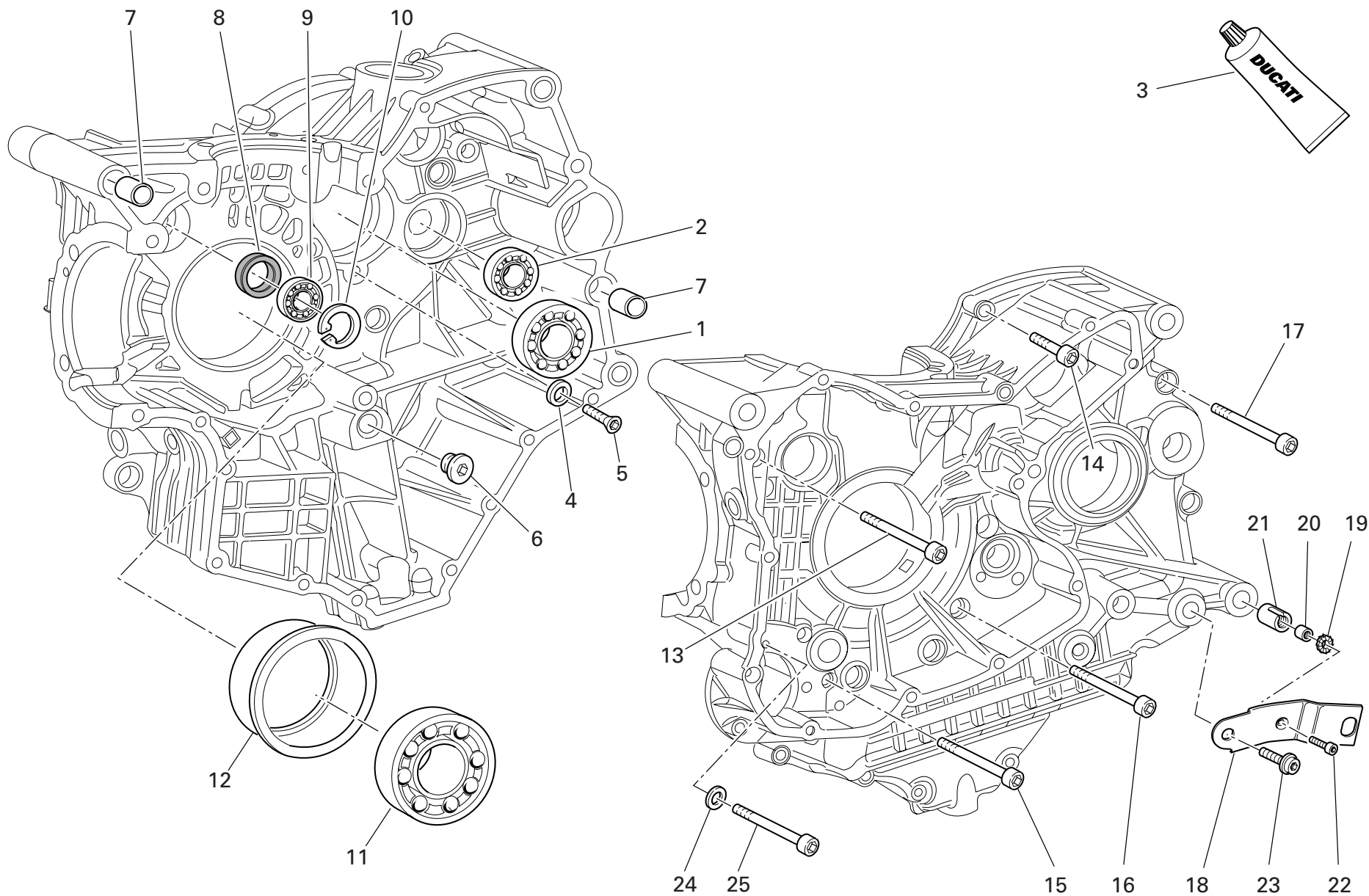
NOTES NO.	CODE NO.	DESCRIPTION	VALIDITY	Q.TY
				
1	225.2.125.1A	Complete half-crankcases pair		1
2	852.5.026.1A	Aluminium gasket th.1,5		2
3	779.1.026.2A	Screw		1
4	710.1.113.1A	Bearing holder bush		1
5	75191.3380	Bearing		1
6	702.5.008.1A	Bearing		1
7	893.2.006.2A	Cap		1
8	93827.0114	O-ring		1
9	73503.3380	Circlip		1
10	417.6.082.9A	Screw		2
11	593.1.003.1B	Breather valve		1
12	93823.3156	O-ring		1
13	0400.17.030	O-ring		8
14	748.1.050.1A	Nut		8
15	856.1.064.2A	Special washer		8
16	766.1.045.1A	Stud bolt for fastening head cylinder		8
17	72094.1616	Screw		2
18	826.1.012.1A	Keep plate		1
19	702.4.013.1A	Bearing		1
20	930.4.022.1A	Seal ring		1
21	702.4.033.1A	Bearing		1
22	0370.49.250	Washer		1
23	860.1.004.1A	Locating dowel		2
24	830.1.261.1A	Bracket (R.H.)		1
25	852.4.008.1A	Nylon washer		1
26	710.1.032.1A	Bush		1
27	711.1.072.1A	Bush		1

CATALOGUE No: 915.1.190.2C
ISSUED: 02 - 06


NOTES NO.	CODE NO.	DESCRIPTION	VALIDITY	Q.TY
				
28	771.5.669.8B	Screw		1
29	775.1.006.1A	Special screw		1
30	829.1.439.1A	Holder sensor		1

CATALOGUE No: 915.1.190.2C
ISSUED: 02 - 06

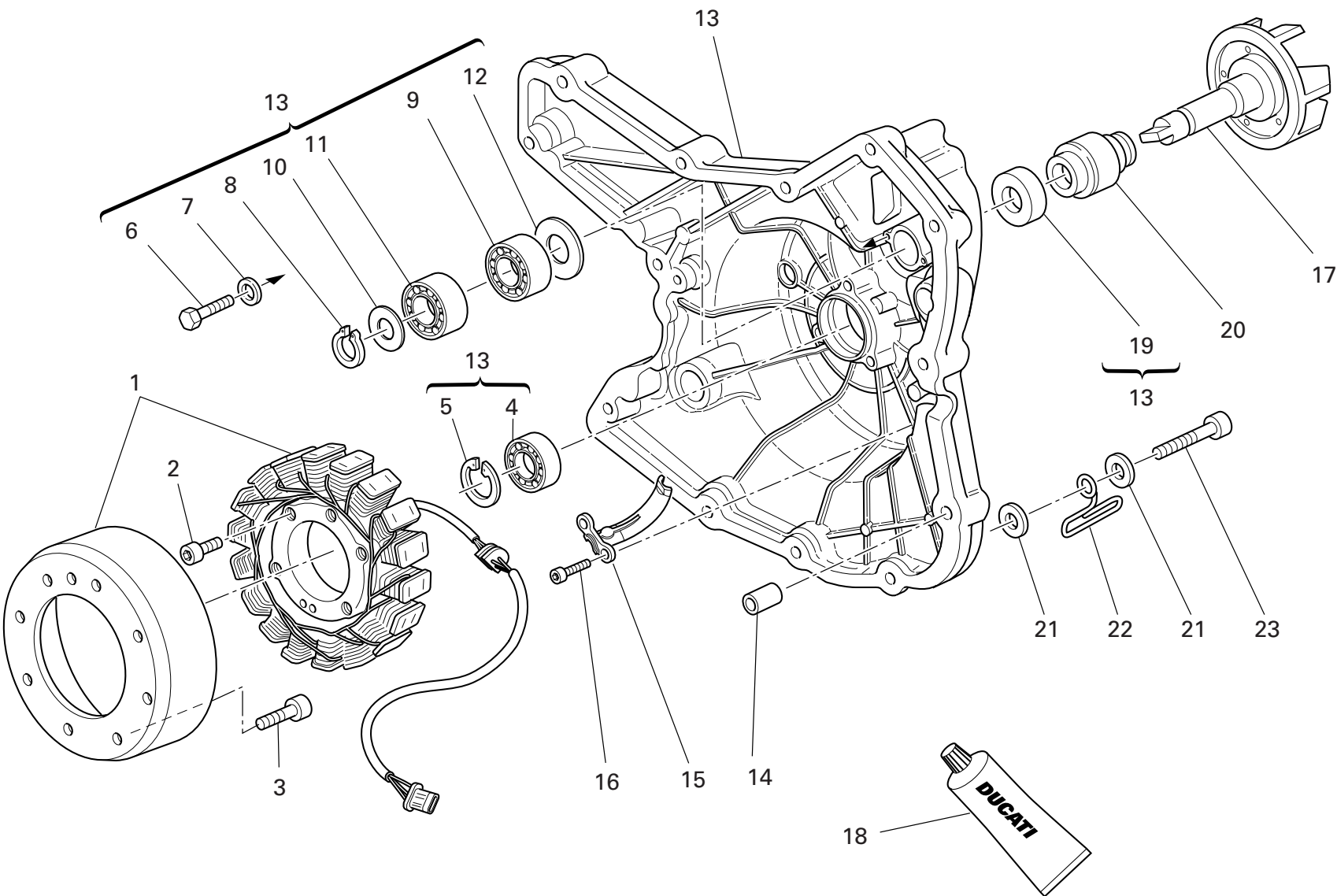
DRAWING 010a HALF CRANKCASES



DRAWING 010a HALF CRANKCASES

NOTES NO.	CODE NO.	DESCRIPTION	VALIDITY	Q.TY
				
1	702.5.019.1A	Bearing		1
2	702.4.033.1A	Bearing		1
3	94247.0014	Fluid sealant		1
4	713.1.140.1A	Spacer		2
5	770.5.250.8B	Screw		2
6	780.1.005.1A	Cap		1
7	711.1.095.1A	Bush		2
8	93785.1830	Seal ring		1
9	75794.1542	Bearing		1
10	73503.3380	Circlip		1
11	702.4.020.1A	Bearing		1
12	710.1.114.1A	Bearing holder bush		1
13	417.6.082.9A	Screw		1
14	771.5.072.8B	Screw		8
15	771.5.080.8B	Screw		2
16	779.1.029.2A	Special screw		1
17	771.5.136.8B	Screw		2
18	830.1.262.1A	Bracket (L.H.)		1
19	852.4.008.1A	Nylon washer		1
20	710.1.032.1A	Bush		1
21	711.1.072.1A	Bush		1
22	771.5.669.8B	Screw		1
23	771.5.752.8B	Screw		1
24	734306N01	Washer		1
25	771.5.085.9C	Screw		1

NOTES NO.	CODE NO.	DESCRIPTION	VALIDITY	Q.TY
				



DRAWING

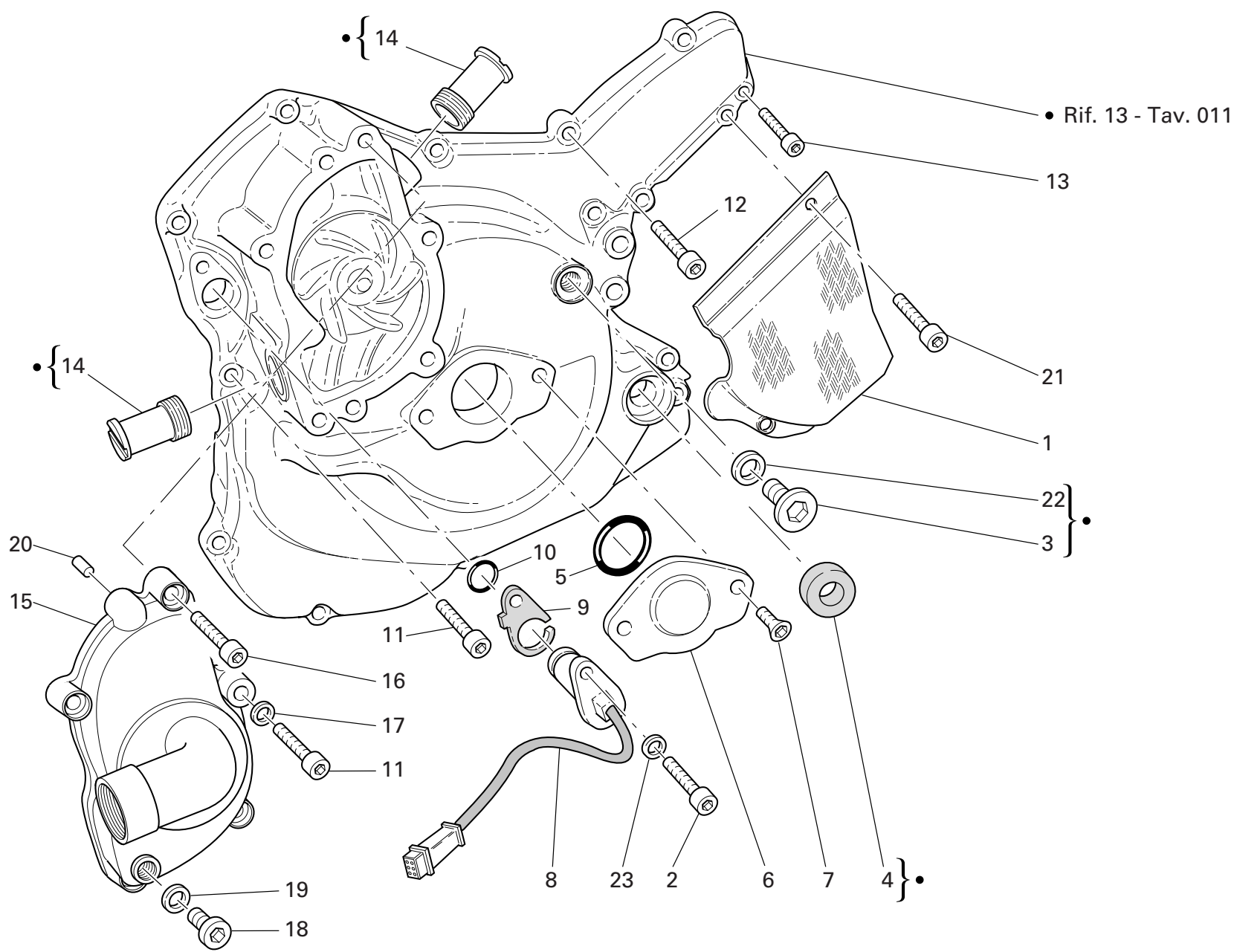
011

WATER PUMP - ALTERNATOR COVER

NOTES NO.	CODE NO.	DESCRIPTION	VALIDITY	Q.TY
1	264.4.017.1A	Generator		1
2	771.5.073.2B	Screw		3
3	779.4.075.1A	Screw		8
4	702.5.008.1A	Bearing		1
5	73503.3380	Circlip		1
6	770.5.250.8B	Screw		2
7	852.1.172.1A	Washer		2
8	884.5.011.1A	A 10 Ring		1
9	702.4.010.2A	Bearing		1
10	852.1.114.1A	Washer		1
11	702.4.009.1A	Bearing		1
12	713.1.128.1B	Spacer		1
13	242.2.054.3A	Generator cover		1
14	0400.49.240	Locating bush		2
15	830.1.235.1A	Bracket		1
16	771.5.064.8B	Screw		2
17	251.2.008.1A	Water pump fan		1
18	94247.0014	Fluid sealant		1
19	930.5.005.1A	Seal		1
20	930.5.006.2B	Mechanical seal		1
21	734306N01	Washer		2
22	881.1.030.1A	Holder		1
23	60N102511	Screw		1

NOTES NO.	CODE NO.	DESCRIPTION	VALIDITY	Q.TY
-----------	----------	-------------	----------	------


DRAWING 011a WATER PUMP - ALTERNATOR COVER



DRAWING

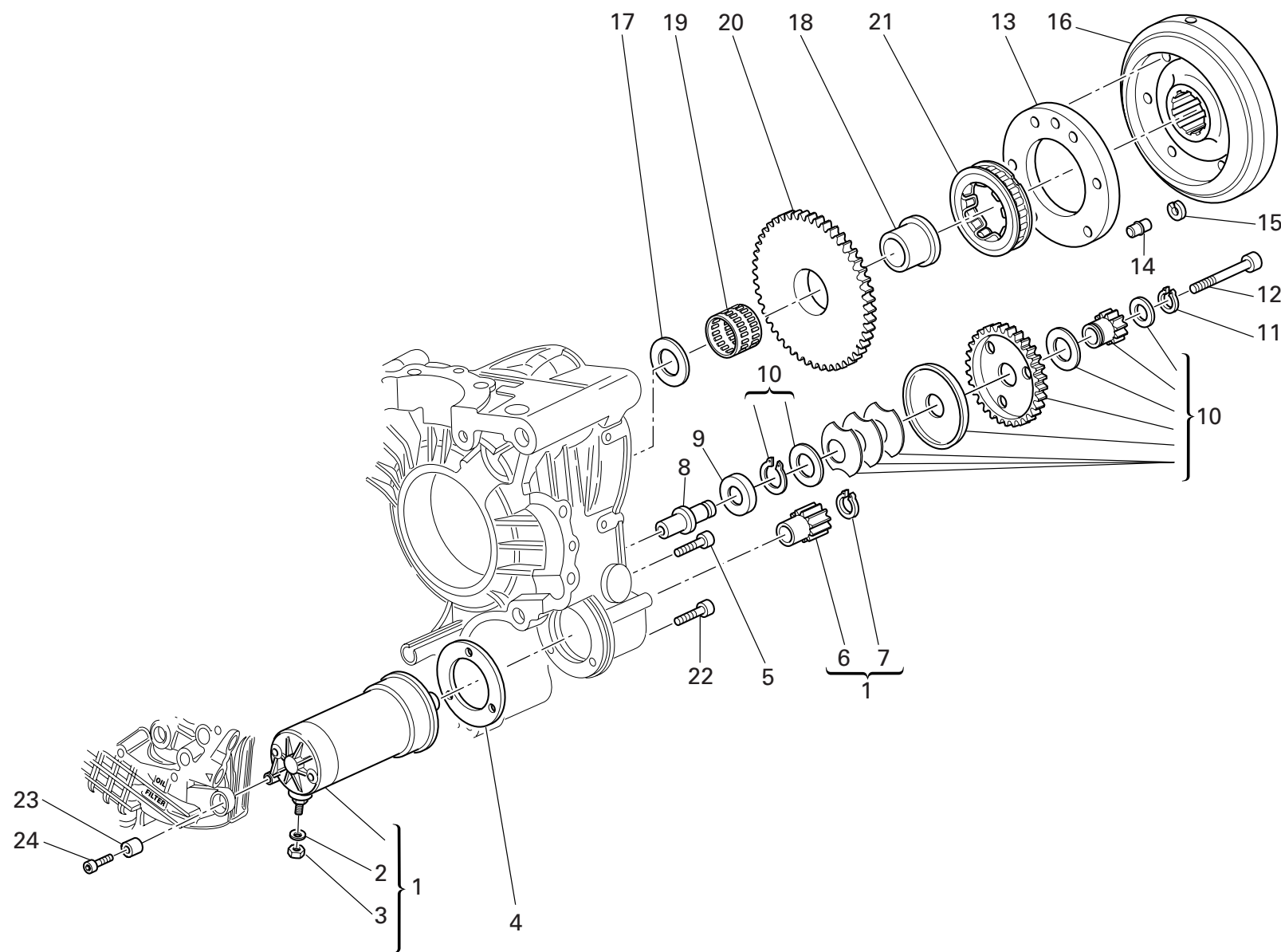
011a

WATER PUMP - ALTERNATOR COVER

NOTES NO.	CODE NO.	DESCRIPTION	VALIDITY	Q.TY
				
1	247.1.255.1A	Chain cover (CARBON)		1
2	771.5.065.8B	Screw		1
3	779.1.198.2A	Cap		1
4	93783.1524	Seal ring		1
5	886.4.035.1A	O-ring		1
6	247.1.002.1BC	Cover		1
7	777.5.049.8B	Screw		2
8	552.4.020.1A	Sensor		1
9	788.1.076.1A	Gasket th.0,6		2
9	788.1.076.1AA	Gasket th.0,8		1
9	788.1.076.1AB	Gasket th.1,0		1
10	886.4.003.1A	O-ring		1
11	771.5.069.8B	Screw		10
12	771.5.071.8B	Screw		3
13	771.5.067.8B	Screw		2
14	668.1.001.3A	Water pump delivery filler		2
15	247.2.166.2A	Complete water pump cover		1
16	771.5.066.8B	Screw		5
17	852.5.023.1A	Gasket		1
18	780.5.001.1A	Cap		1
19	852.5.024.1A	Gasket th.1		1
20	860.1.004.1A	Locating dowel		2
21	771.5.065.2BB	Screw		2
22	852.1.120.1A	Aluminium gasket		1
23	734006N01	Spring washer		1

NOTES NO.	CODE NO.	DESCRIPTION	VALIDITY	Q.TY
				

DRAWING 012 ELECTRIC STARTER AND IGNITION



DRAWING

012

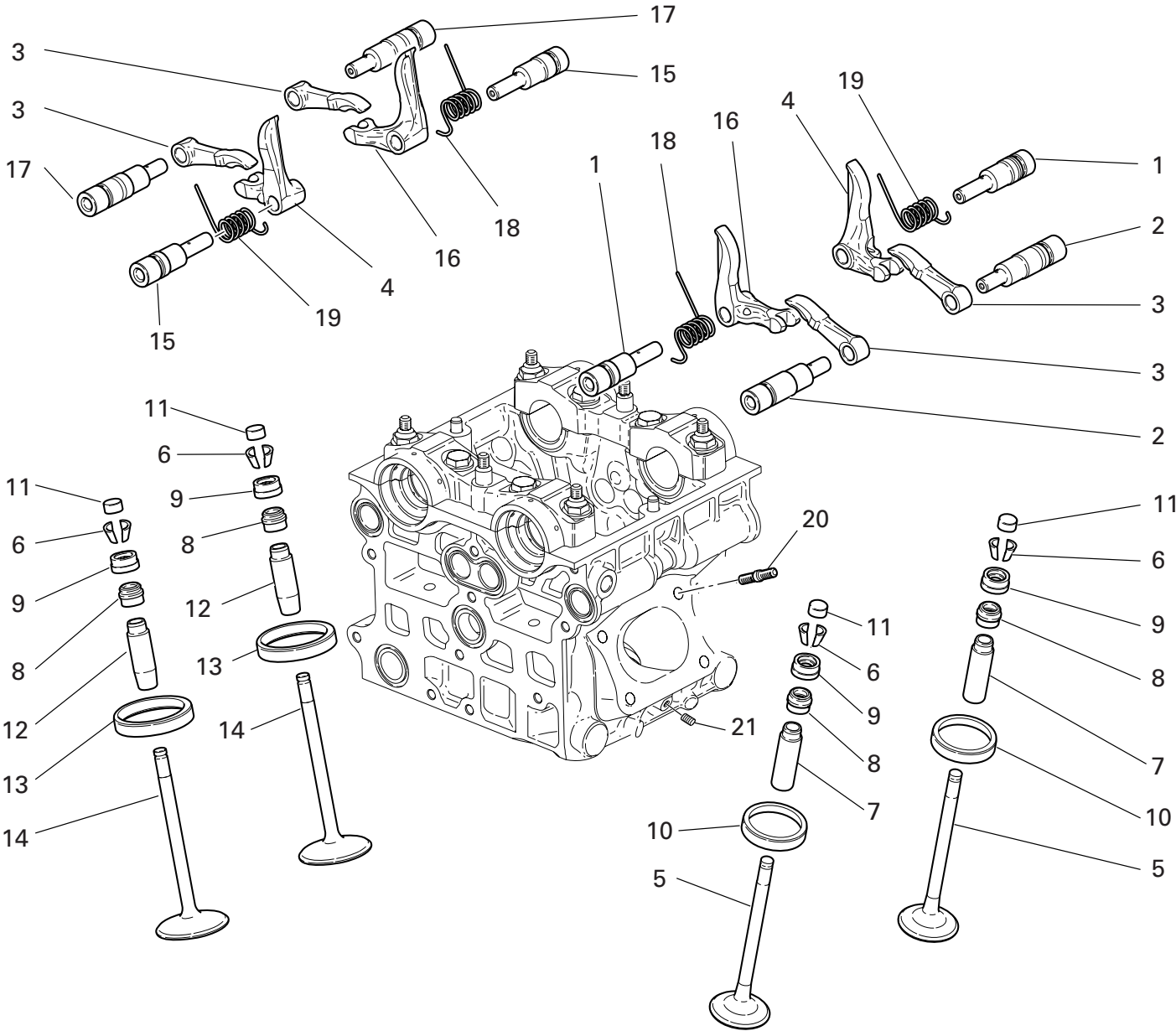
ELECTRIC STARTER AND IGNITION

NOTES NO.	CODE NO.	DESCRIPTION	VALIDITY	Q.TY
				
1	270.4.005.1A	Complete starter motor		1
2	853.1.003.1A	Spring washer		1
3	750.1.121.1A	Nut		1
4	788.1.054.2A	Starter motor gasket		1
5	771.5.069.8B	Screw		1
6	176.1.001.1A	Starter motor sprocket		1
7	884.5.036.1A	Circlip		1
8	821.1.133.1A	Intermediate gear pin		1
9	856.1.079.2A	Spacer		1
10	176.2.002.1A	Split gear assembly		1
11	73500.1440	Circlip		1
12	771.5.078.8B	Screw		1
13	160.1.097.1A	Flange		1
14	863.1.002.1A	Locating pin		1
15	882.1.012.1A	Check ring		1
16	276.1.038.1A	Ignition flywheel		1
17	856.1.075.1A	Shim		1
18	881.1.034.1A	Inner ring		1
19	702.4.018.1A	Needle bearing		1
20	173.1.013.1A	Electric starter driven gear		1
21	701.4.008.1A	Starter clutch		1
22	771.5.066.8B	Screw		2
23	700.1.036.1A	Flexible bush		1
24	771.5.071.8B	Screw		1

NOTES NO.	CODE NO.	DESCRIPTION	VALIDITY	Q.TY
				

DRAWING 013 HEAD : TIMING

11	9
Registro bilanc. apertura Adjustment Réglage Ventilkläppchen	Registro bilanc. chiusura Adjustment Réglage Ventilkläppchen
840.1.185.1AM — 1,8	840.1.186.1AP — 4,15
840.1.185.1AN — 1,85	840.1.186.1AQ — 4,2
840.1.185.1AO — 1,9	840.1.186.1AR — 4,25
840.1.185.1AP — 1,95	840.1.186.1AS — 4,3
840.1.185.1AQ — 2	840.1.186.1AT — 4,35
840.1.185.1AR — 2,05	840.1.186.1AU — 4,4
840.1.185.1AS — 2,1	840.1.186.1AA — 4,45
840.1.185.1AT — 2,15	840.1.186.1AB — 4,5
840.1.185.1AU — 2,2	840.1.186.1AC — 4,55
840.1.185.1AA — 2,25	840.1.186.1AD — 4,6
840.1.185.1AB — 2,3	840.1.186.1AE — 4,65
840.1.185.1AC — 2,35	840.1.186.1AF — 4,7
840.1.185.1AD — 2,4	840.1.186.1AG — 4,75
840.1.185.1AE — 2,45	840.1.186.1AH — 4,8
840.1.185.1AF — 2,5	840.1.186.1AI — 4,85
840.1.185.1AG — 2,55	840.1.186.1AJ — 4,9
840.1.185.1AH — 2,6	840.1.186.1AK — 4,95
840.1.185.1AI — 2,65	840.1.186.1AL — 5
840.1.185.1AJ — 2,7	840.1.186.1AM — 5,05
840.1.185.1AK — 2,75	840.1.186.1AN — 5,1
840.1.185.1AL — 2,8	840.1.186.1AO — 5,15



DRAWING 013 HEAD : TIMING

NOTES NO.	CODE NO.	DESCRIPTION	VALIDITY	Q.TY
1	821.1.216.1A	Closing rocker shaft		4
2	821.1.215.1A	Exhaust opening rocker shaft		4
3	208.1.023.1A	Opening rocker		8
4	209.1.014.6A	L.H. Closing rocker		4
5	211.1.055.1A	Exhaust valve		4
6	845.4.005.1B	Valve collet pair		16
7	303.1.045.1AA	Exhaust valve guide magg. 0,03		4
7	303.1.045.1AB	Exhaust valve guide magg. 0,06		4
7	303.1.045.1AC	Exhaust valve guide magg. 0,09		4
8	764.4.054.1A	Rubber pad		8
9	840.1.186.1A	See table		8
10	304.1.050.1A	Exhaust valve seat		4
10	304.1.050.1AB	Oversize exhaust valve seat 0.03		4
10	304.1.050.1AC	Oversize exhaust valve seat 0.06		4
11	840.1.185.1A	See table		8
12	303.1.044.1AA	Intake valve guide magg. 0,03		4
12	303.1.044.1AB	Intake valve guide magg. 0,06		4
12	303.1.044.1AC	Intake valve guide magg. 0,09		4
13	304.1.051.1A	Intake valve seat		4
13	304.1.051.1AB	Oversize intake valve seat 0.03		4
13	304.1.051.1AC	Oversize intake valve seat 0.06		4
14	210.1.060.1A	Intake valve		4
15	821.1.214.1A	Closing rocker shaft		4
16	209.1.013.6A	R.H. Closing rocker		4
17	821.1.213.1A	Opening rocker shaft		4
18	799.1.095.1A	R.H. valve return spring		4
19	799.1.096.1A	L.H. valve return spring		4

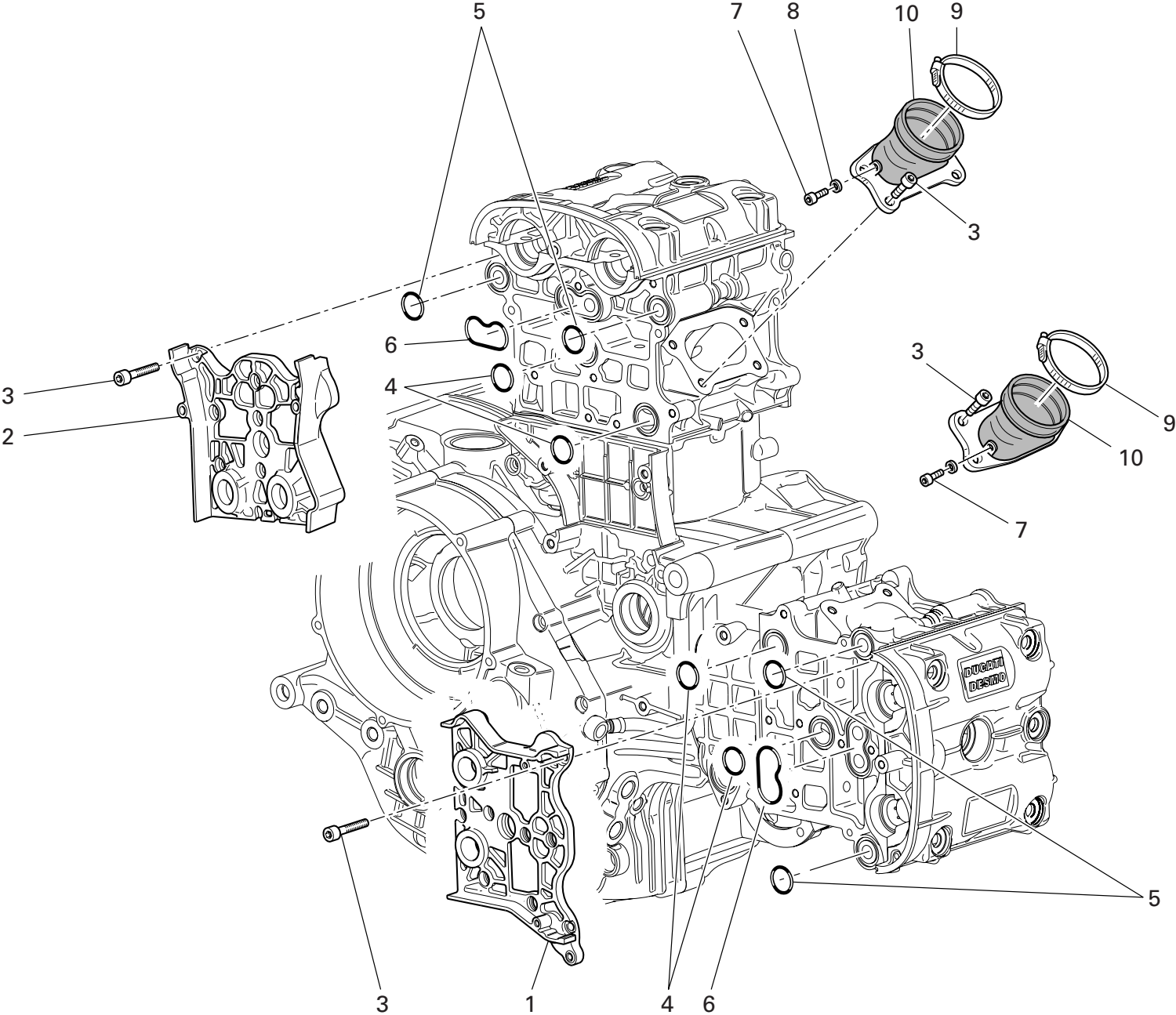
CATALOGUE No: 915.1.190.2C
ISSUED: 02 - 06

NOTES NO.	CODE NO.	DESCRIPTION	VALIDITY	Q.TY
20	766.4.019.1A	Stud bolt		8
21	778.5.012.1A	Threaded dowel		2

CATALOGUE No: 915.1.190.2C
ISSUED: 02 - 06

DRAWING 014

COLLECTORS AND HEAD COVERS



DRAWING

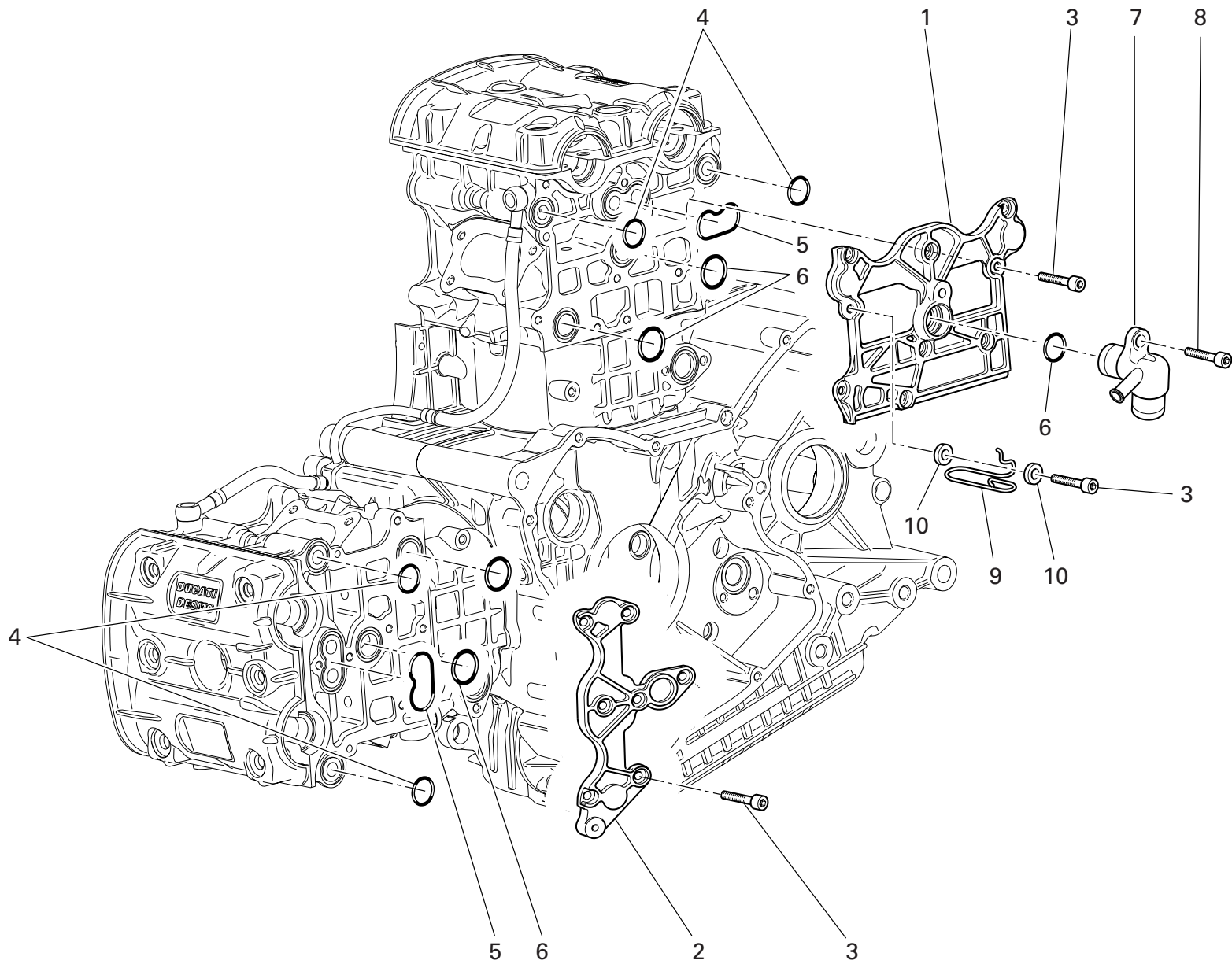
014

COLLECTORS AND HEAD COVERS


NOTES NO.	CODE NO.	DESCRIPTION	VALIDITY	Q.TY
1	247.1.212.1A	Cover		1
2	247.1.211.1A	Cover		1
3	771.5.065.8B	Screw		28
4	93823.2087	O-ring		4
5	463.2.050.5A	O-ring		4
6	788.1.064.1A	Gasket		2
7	773.5.061.8B	Screw		4
8	852.5.025.1A	Aluminium gasket th.1		4
9	741.4.067.1A	Hose guide		2
10	140.1.040.1A	Intake manifold		2

NOTES NO.	CODE NO.	DESCRIPTION	VALIDITY	Q.TY
-----------	----------	-------------	----------	------

DRAWING 014a HEAD COVERS



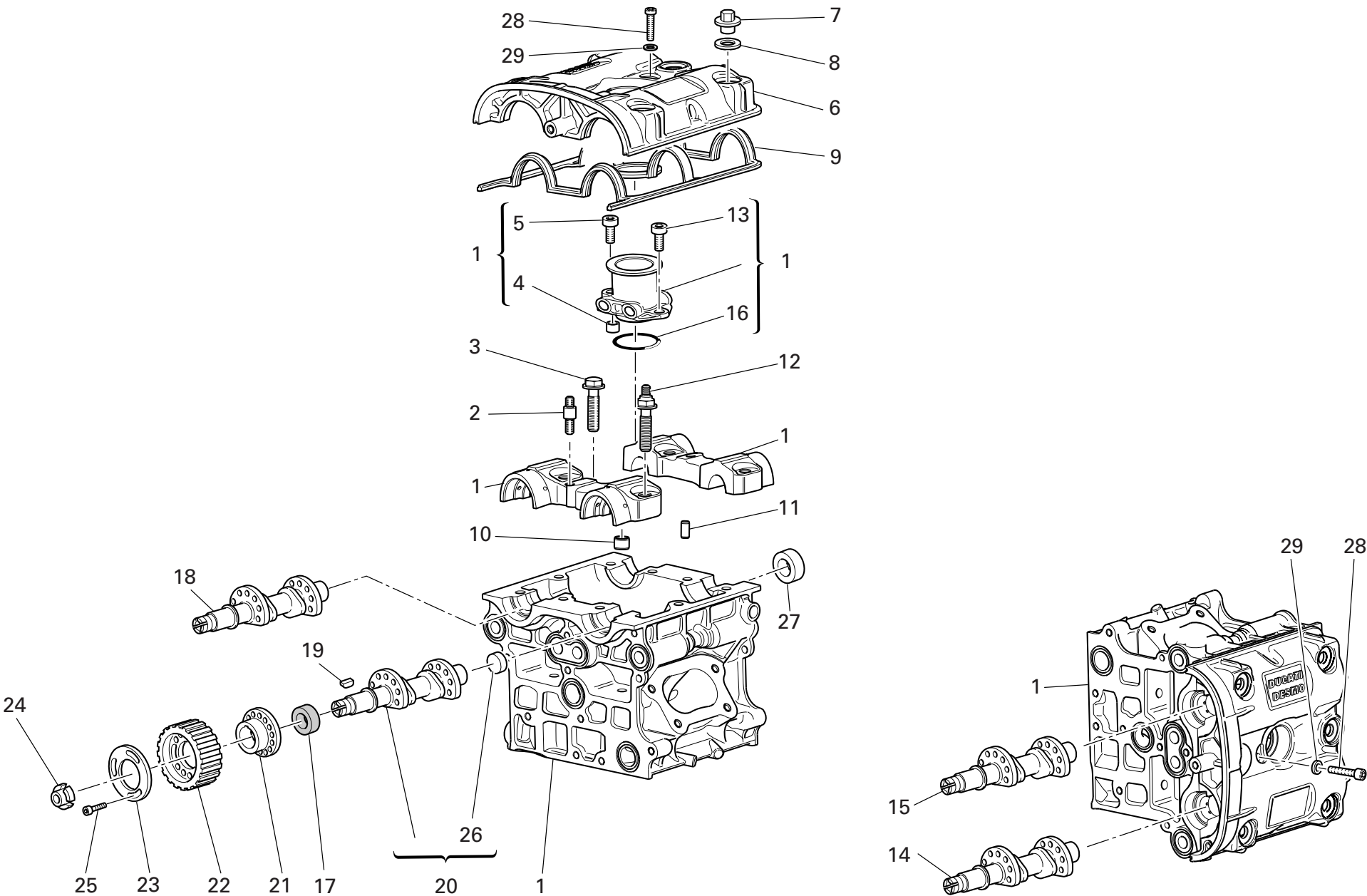
DRAWING 014a HEAD COVERS

NOTES NO.	CODE NO.	DESCRIPTION	VALIDITY	Q.TY	
1	247.1.163.1A	Cover		1	
2	247.1.161.1A	Cover		1	
3	771.5.065.8B	Screw		18	
4	463.2.050.5A	O-ring		4	
5	788.1.064.1A	Gasket		2	
6	93823.2087	O-ring		4	
7	814.1.117.1A	Water outlet union		1	
8	771.5.071.8B	Screw		1	
9	881.1.030.1A	Holder		1	
10	852.1.176.1A	Washer		2	


NOTES NO.	CODE NO.	DESCRIPTION	VALIDITY	Q.TY	
-----------	----------	-------------	----------	------	---

DRAWING 015


HEAD



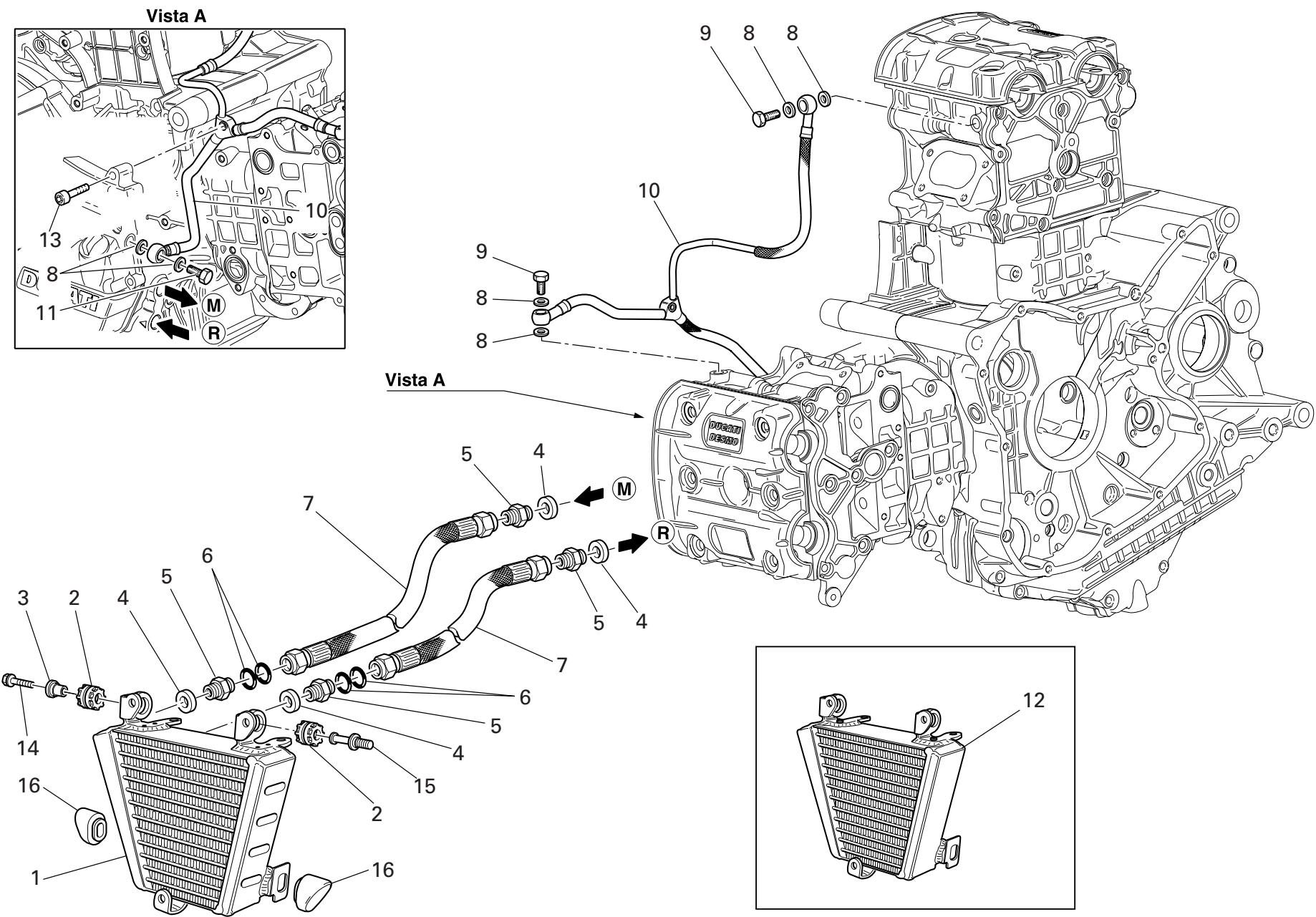
DRAWING 015 HEAD

NOTES NO.	CODE NO.	DESCRIPTION	VALIDITY	Q.TY	
1	301.2.194.1A	Head (4,5,13,16 included)		2	
2	766.1.020.1A	Stud bolt		4	
3	779.1.190.1A	Special screw		8	
4	711.1.092.2A	Bush		2	
5	771.5.069.8B	Screw		2	
6	247.1.261.1B	Cover (MAGNESIUM)		2	
7	750.1.047.1A	Nut		12	
8	856.1.061.2A	Washer		12	
9	788.1.062.1A	Head gasket		2	
10	711.1.091.2A	Bush		8	
11	418.4.052.7A	Pin		4	
12	779.1.189.1A	Special screw		8	
13	771.5.065.8B	Screw		2	
14	148.2.224.1A	Horizontal exhaust camshaft		1	
15	148.2.222.1A	Horizontal intake camshaft		1	
16	886.5.007.1A	O-ring		2	
17	930.5.007.1A	Seal ring		4	
18	148.2.225.1A	Vertical exhaust camshaft		1	
19	680.5.003.1A	Woodruff key		4	
20	148.2.223.1A	Vertical intake camshaft		1	
21	160.1.094.1A	Spacer		4	
22	255.1.019.2A	Timing belt roller		4	
23	856.1.074.2A	Special washer		4	
24	703.5.002.2A	Ring nut		4	
25	779.5.030.2A	Screw		12	
26	873.1.005.1A	Cap		4	
27	930.4.020.1A	Cap		4	


CATALOGUE No: 915.1.190.2C
ISSUED: 02 - 06

NOTES NO.	CODE NO.	DESCRIPTION	VALIDITY	Q.TY	
28	771.5.066.8B	Screw		2	
29	852.1.176.1A	Washer		2	

CATALOGUE No: 915.1.190.2C
ISSUED: 02 - 06

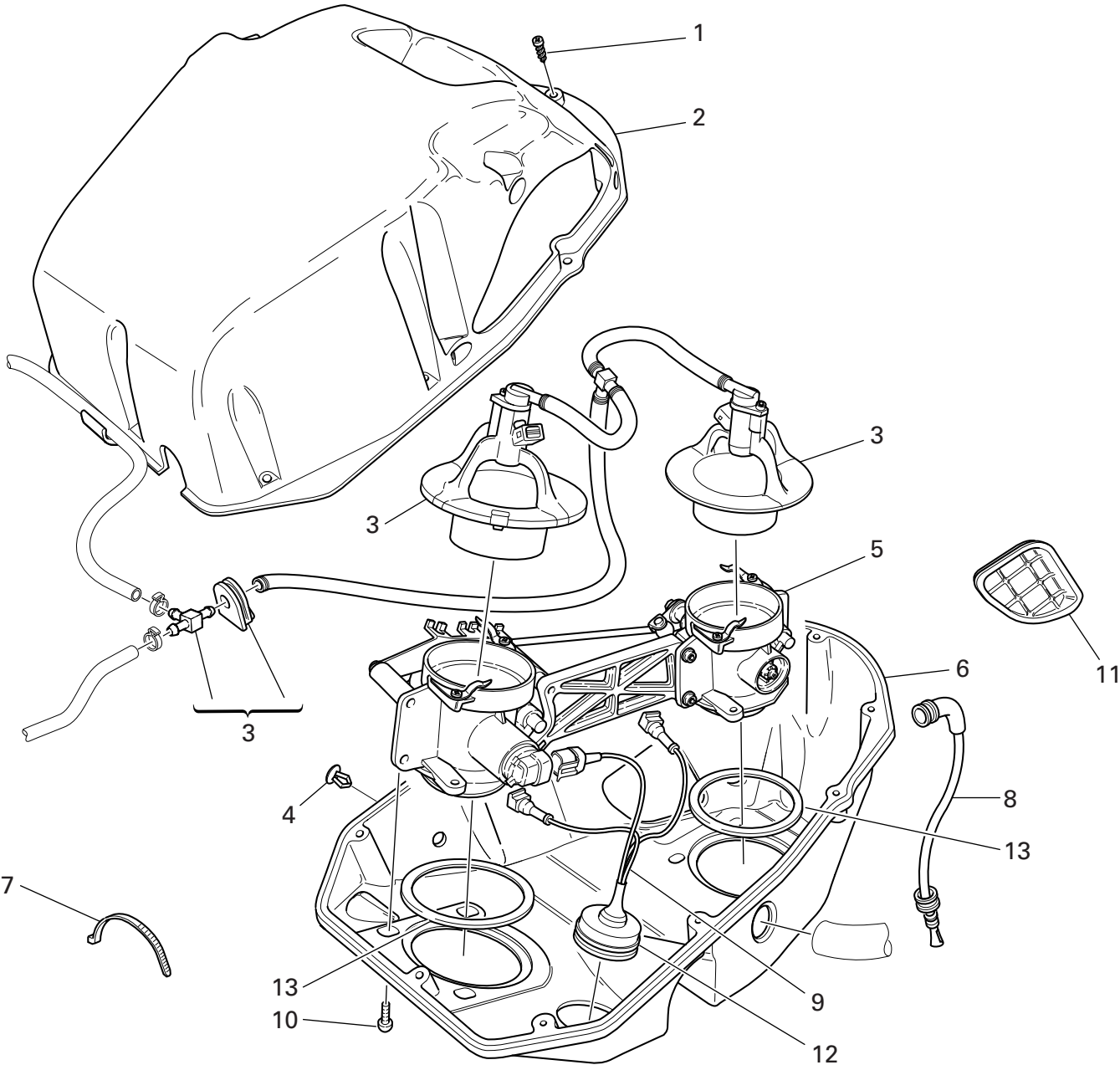


DRAWING 016 OIL COOLER


NOTES NO.	CODE NO.	DESCRIPTION	VALIDITY	Q.TY 
1	548.4.043.1A	Oil cooler		1
2	764.1.022.1A	Vibration damper pad		2
3	716.1.003.1A	Spacer		1
4	787.1.011.1A	Aluminium gasket th.2		4
5	815.1.022.1A	Nipple		4
6	886.5.015.1A	O-Ring		4
7	549.1.030.1A	Oil delivery pipe		2
8	852.5.024.1A	Gasket th.1		6
9	779.1.318.1A	Special screw		2
10	875.1.048.2A	Head lubrication pipe		1
11	781.1.009.1A	Special screw		1
12	548.4.042.1A	Oil cooler		1
13	771.5.041.8B	Screw		1
14	775.1.022.1A	Screw		1
15	821.1.159.1A	Pin		1
16	866.1.044.1A	Rubber pad		2

NOTES NO.	CODE NO.	DESCRIPTION	VALIDITY	Q.TY 

DRAWING 017 THROTTLE BODY

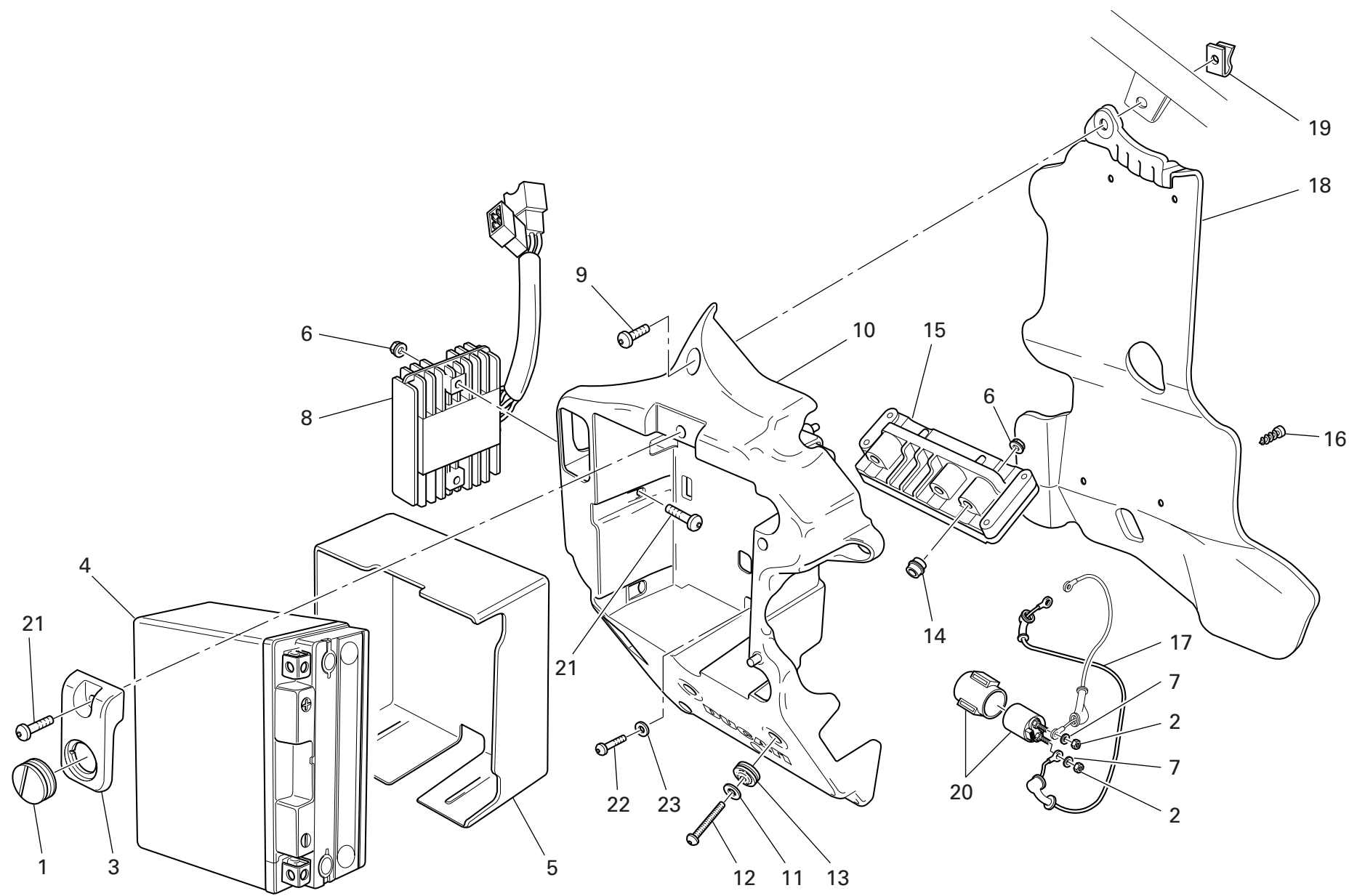


DRAWING 017 THROTTLE BODY


NOTES NO.	CODE NO.	DESCRIPTION	VALIDITY	Q.TY 
1	774.5.002.1B	Screw		10
2	246.1.073.1A	Filter case cover		1
3	135.2.009.1A	Injectors kit		1
4	872.4.043.1A	Cap		2
5	282.4.066.1A	Complete throttle body		1
6	442.1.073.1A	Lower filter box		1
7	741.4.038.1A	Hose guide		3
8	876.1.086.1A	Exhaust pipe		1
9	510.1.241.1A	Throttle body wiring		1
10	779.1.274.1B	Screw		6
11	672.1.030.1A	Air box cowling		1
12	764.1.028.1A	Rubber pad		1
13	791.1.058.1B	Gasket		2

NOTES NO.	CODE NO.	DESCRIPTION	VALIDITY	Q.TY 

DRAWING 018 BATTERY BOX MOUNT

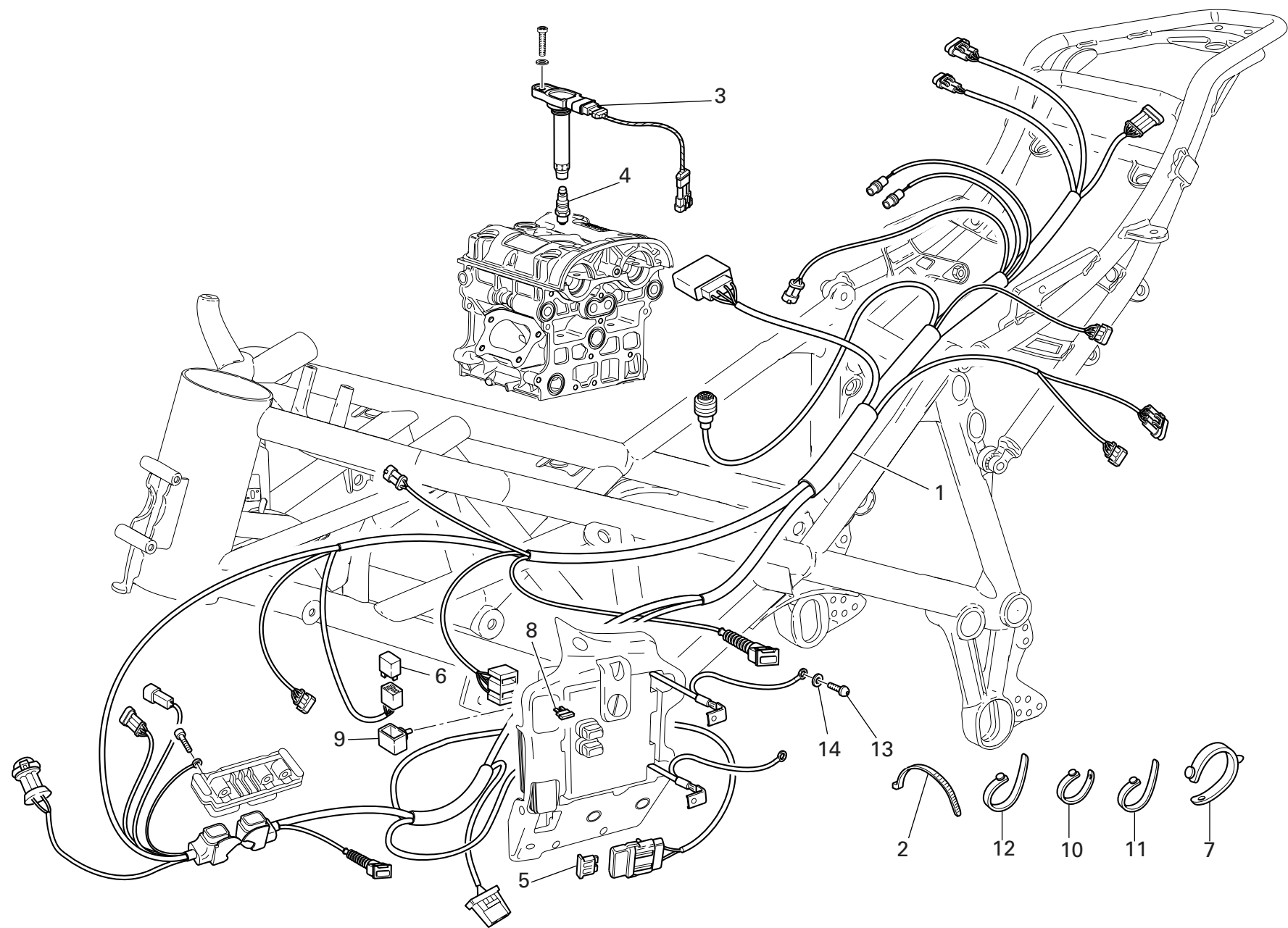


DRAWING 018 BATTERY BOX MOUNT


NOTES NO.	CODE NO.	DESCRIPTION	VALIDITY	Q.TY 
1	764.1.062.1A	Rubber pad		1
2	417.9.050.6A	Nut		2
3	247.1.205.1A	Cover		1
4	395.4.013.1C	Battery		1
5	791.1.060.1A	Battery resting buffer		1
6	729906FN1	Nut		4
7	462.4.037.6A	Spring washer		2
8	540.4.019.1A	Regulator		1
9	771.5.666.8B	Screw		2
10	829.1.419.1A	Battery box mount		1
11	852.1.160.1A	Washer		2
12	775.1.034.1AB	Screw		2
13	764.1.084.1A	Vibration damper pad		3
14	821.1.171.1A	Pin		2
15	286.4.083.1N	Injection control unit		1
16	772.5.034.1A	Screw		4
17	514.1.040.1A	Solenoid starter - starter motor cable		1
18	460.1.125.2A	Battery mount heat guard		1
19	850.4.041.1A	Quik fastening		1
20	397.2.001.2A	Remote switch		1
21	775.1.022.1A	Screw		3
22	60N107330	Screw		1
23	852.1.161.1A	Washer		1

NOTES NO.	CODE NO.	DESCRIPTION	VALIDITY	Q.TY 

DRAWING 018a INJECTION SYSTEM

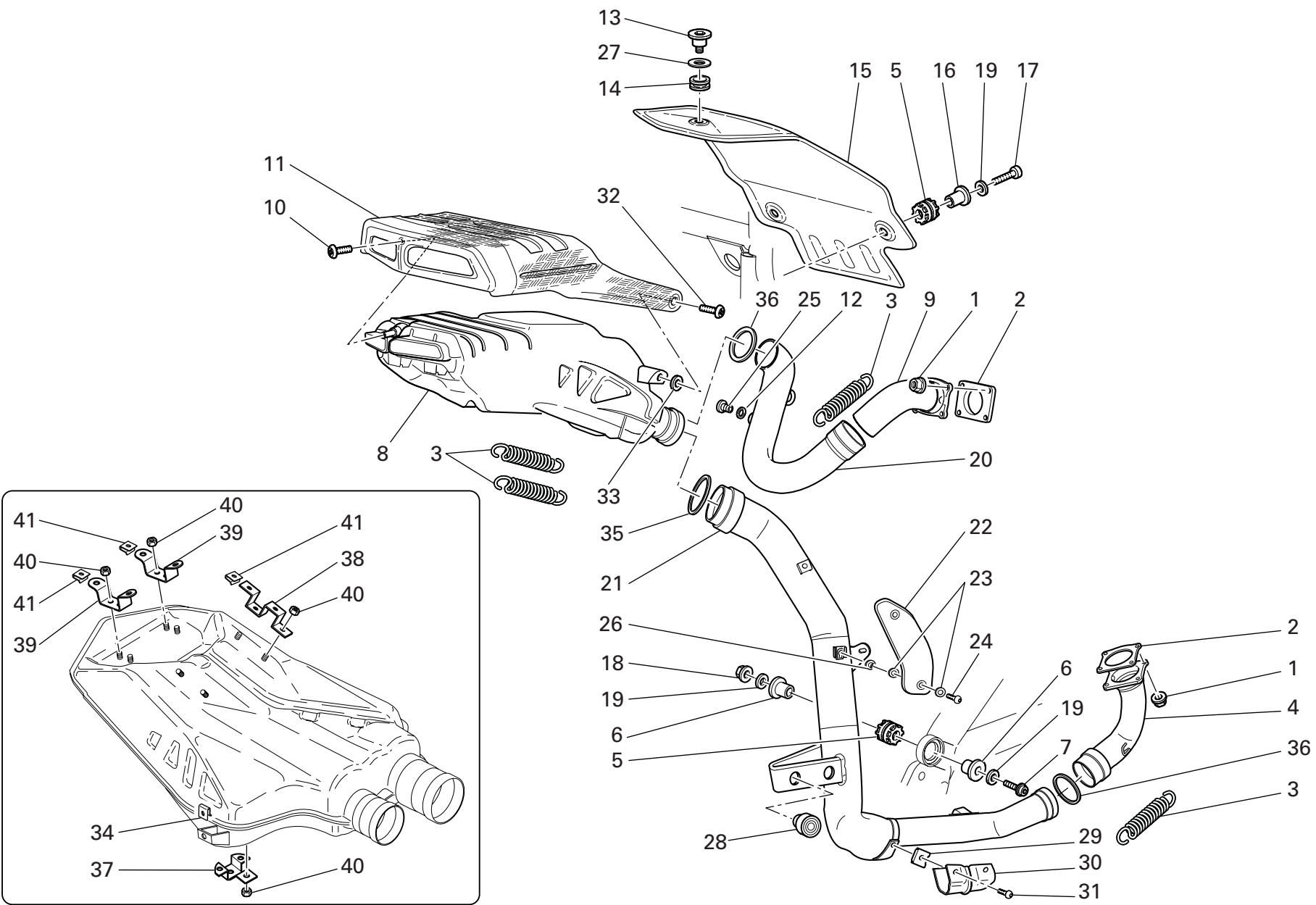


DRAWING 018a INJECTION SYSTEM

NOTES NO.	CODE NO.	DESCRIPTION	VALIDITY	Q.TY 
1	510.1.391.1A	Main wiring		1
2	741.4.038.1A	Hose guide		9
3	380.1.014.2A	Coil		2
4	670.4.030.1A	Spark plug		2
5	389.4.014.1A	Fuse 40A		1
6	541.4.007.1A	Relay		1
7	8000.53724	Hose guide		9
8	389.4.006.1A	Fuse 3A		1
8	389.4.013.1A	Fuse 20A		1
9	829.1.190.1A	Rubber holder		1
10	741.1.010.1A	Hose guide		3
11	741.1.012.1A	Hose guide		7
12	741.1.013.1A	Hose guide		8
13	775.1.019.1A	Screw		1
14	855.5.000.1A	Washer		1

NOTES NO.	CODE NO.	DESCRIPTION	VALIDITY	Q.TY 


DRAWING 019 EXHAUST SYSTEM



DRAWING 019 EXHAUST SYSTEM

NOTES NO.	CODE NO.	DESCRIPTION	VALIDITY	Q.TY 
1	748.1.024.1A	Nut		8
2	790.1.004.1A	Exhaust gasket		2
3	799.1.048.2A	Spring		3
4	570.1.072.1B	Horizontal head exhaust pipe		1
5	764.1.024.1A	Vibration damper pad		3
6	713.1.082.1A	Spacer		2
7	772.5.038.1AB	Screw		1
8	573.1.064.3B	Exhaust silencer		1
9	571.1.072.2B	Vertical head exhaust pipe		1
10	775.1.031.1B	Screw		1
11	460.1.160.2A	Silencer thermal protection (CARBON)		1
12	852.5.024.1A	Gasket th.1		2
13	779.1.260.1A	Special screw		1
14	764.1.042.1A	Vibration damper pad		1
15	460.1.112.1A	Tail guard thermal protection		1
16	8000.62652	Spacer		2
17	771.5.070.2BB	Screw		2
18	729906FN1	Nut		1
19	8000.56359	Washer		4
20	571.1.075.2B	Vertical head exhaust pipe		1
21	570.1.074.1B	Horizontal head exhaust pipe		1
22	247.1.188.1A	Protection		1
23	852.1.072.1A	Washer		4
24	775.1.035.1B	Screw		2
25	780.1.007.1A	Cap		2
26	716.1.107.1B	Spacer		2
27	852.1.163.1A	Washer		1

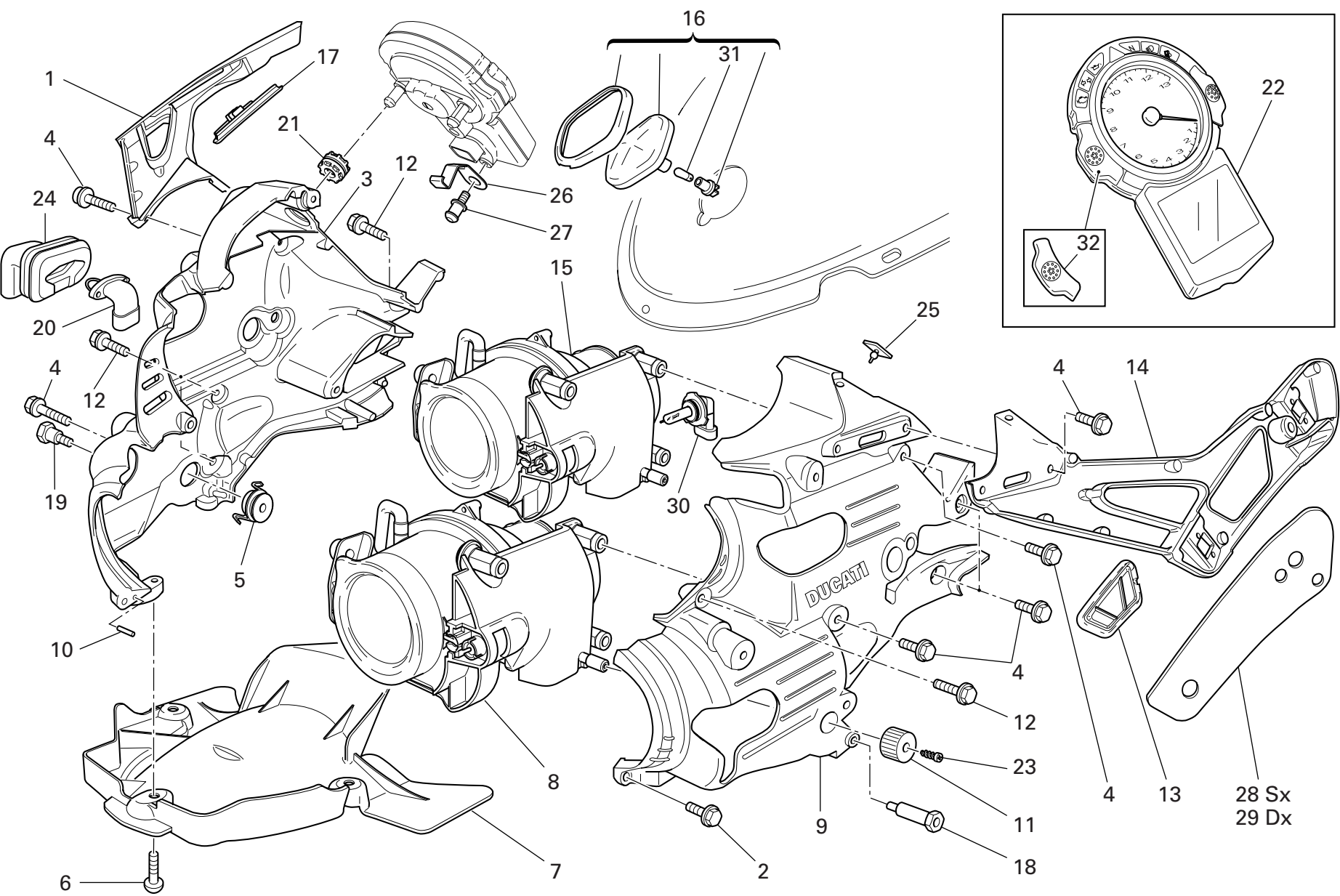
CATALOGUE No: 915.1.190.2C
ISSUED: 02 - 06

NOTES NO.	CODE NO.	DESCRIPTION	VALIDITY	Q.TY 
28	764.1.063.1A	Rubber pad		2
29	850.4.064.1A	Nut with clip		4
30	460.1.159.1A	Thermal protection		1
31	779.1.334.1A	Screw		4
32	775.1.033.1A	Screw		2
33	856.1.091.1A	Washer		2
34	746.4.006.1A	Quik fastening		2
35	790.1.010.1A	Gasket		1
36	790.1.009.1A	Gasket		2
37	576.1.046.1A	Bracket		1
38	576.1.047.1A	Bracket		2
39	576.1.048.1A	Bracket		2
40	749.4.009.1A	Nut		11
41	746.4.007.1A	Quik fastening		8

CATALOGUE No: 915.1.190.2C
ISSUED: 02 - 06

DRAWING 020

FRONT HEAD-LIGHT AND INSTRUMENT PANEL



DRAWING

020

FRONT HEAD-LIGHT AND INSTRUMENT PANEL


NOTES NO.	CODE NO.	DESCRIPTION	VALIDITY	Q.TY
				
1	829.2.604.1A	R.H. mirror holder		1
2	772.5.031.1AB	Screw		3
3	829.1.369.3A	RH headlight support. (MAGNESIUM)		1
4	772.5.029.1AB	Screw		10
5	750.4.010.1A	Nut		4
6	775.1.008.3A	Screw		4
7	460.1.120.2A	Mudflap		1
8	520.4.023.1B	High beam		1
9	829.1.370.3B	LH headlight support. (MAGNESIUM)		1
10	462.9.012.8A	Spring pin		2
11	835.1.005.1B	Knob		2
12	772.5.038.1AB	Screw		5
13	872.1.036.2A	LH mirrors support plug		1
14	829.2.605.1A	L.H. mirror holder		1
15	520.4.022.1C	Low beam		1
16	536.2.002.2A	Parking light assy		1
17	872.1.037.2A	RH mirrors support plug		1
18	684.1.056.1A	L.H. stud bolt		1
19	684.1.057.1A	R.H. Stud bolt		1
20	552.4.012.1A	Air temperature sensor		1
21	764.1.022.1A	Vibration damper pad		3
22	406.1.015.1C	Complete instrument panel		1
23	772.5.035.1A	Screw		2
24	829.1.401.1A	Holder sensor		1
25	866.1.036.1A	Rubber pad		2
26	826.1.015.1A	Plate		1
27	821.1.184.1A	Pin		1

CATALOGUE No:

ISSUED:

915.1.190.2C

02 - 06

NOTES NO.	CODE NO.	DESCRIPTION	VALIDITY	Q.TY
				
28	764.1.059.1A	Rearview mirror support rubber (L.H.)		1
29	764.1.047.1A	Rearview mirror support rubber (R.H.)		1
30	390.4.009.1A	Bulb 10W		2
31	390.4.017.1A	Bulb 12V-10W		1
32	539.4.041.1A	Push-button		2
33	772.1.060.1A	Screw		4

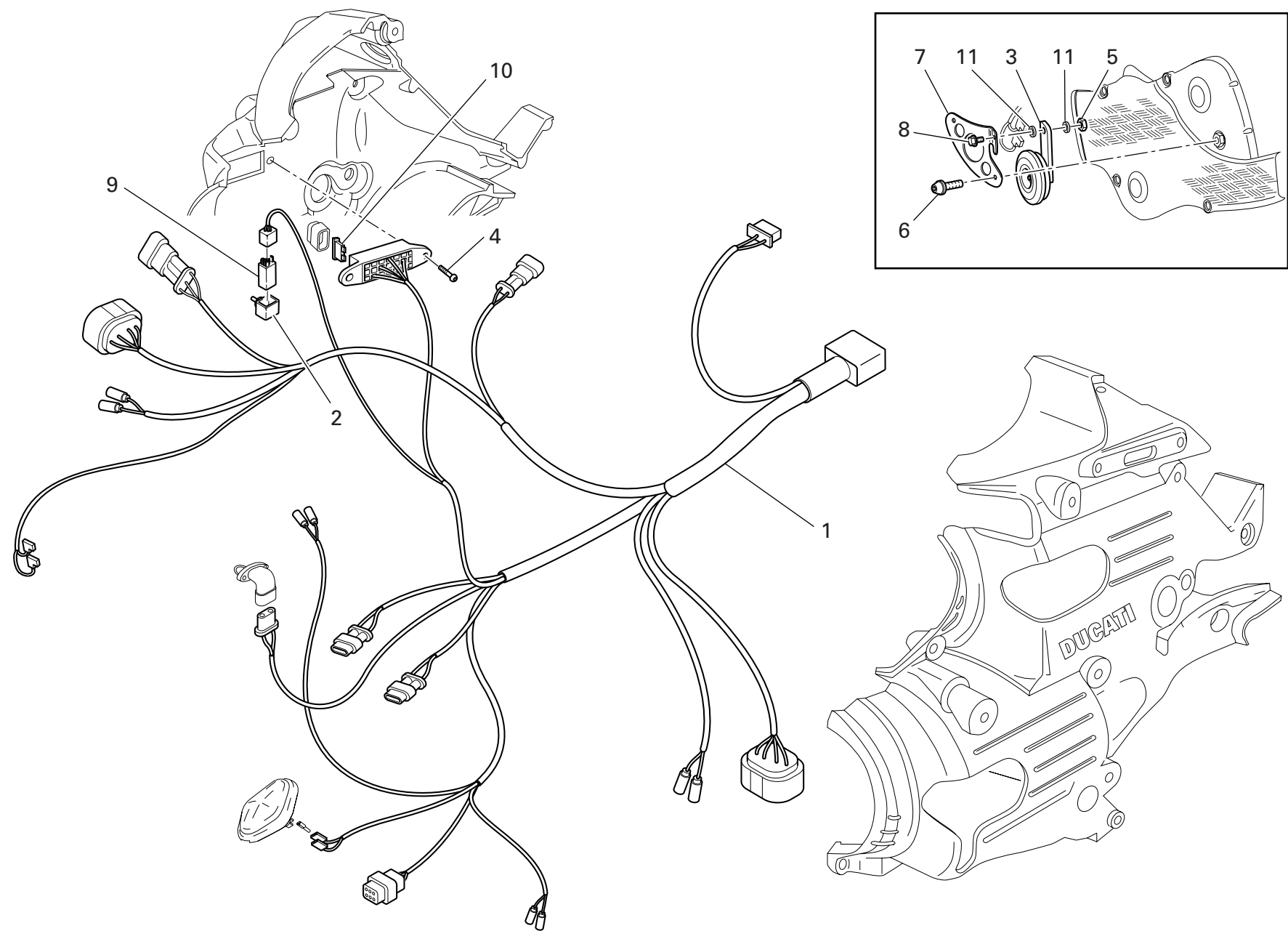
CATALOGUE No:

ISSUED:

915.1.190.2C

02 - 06

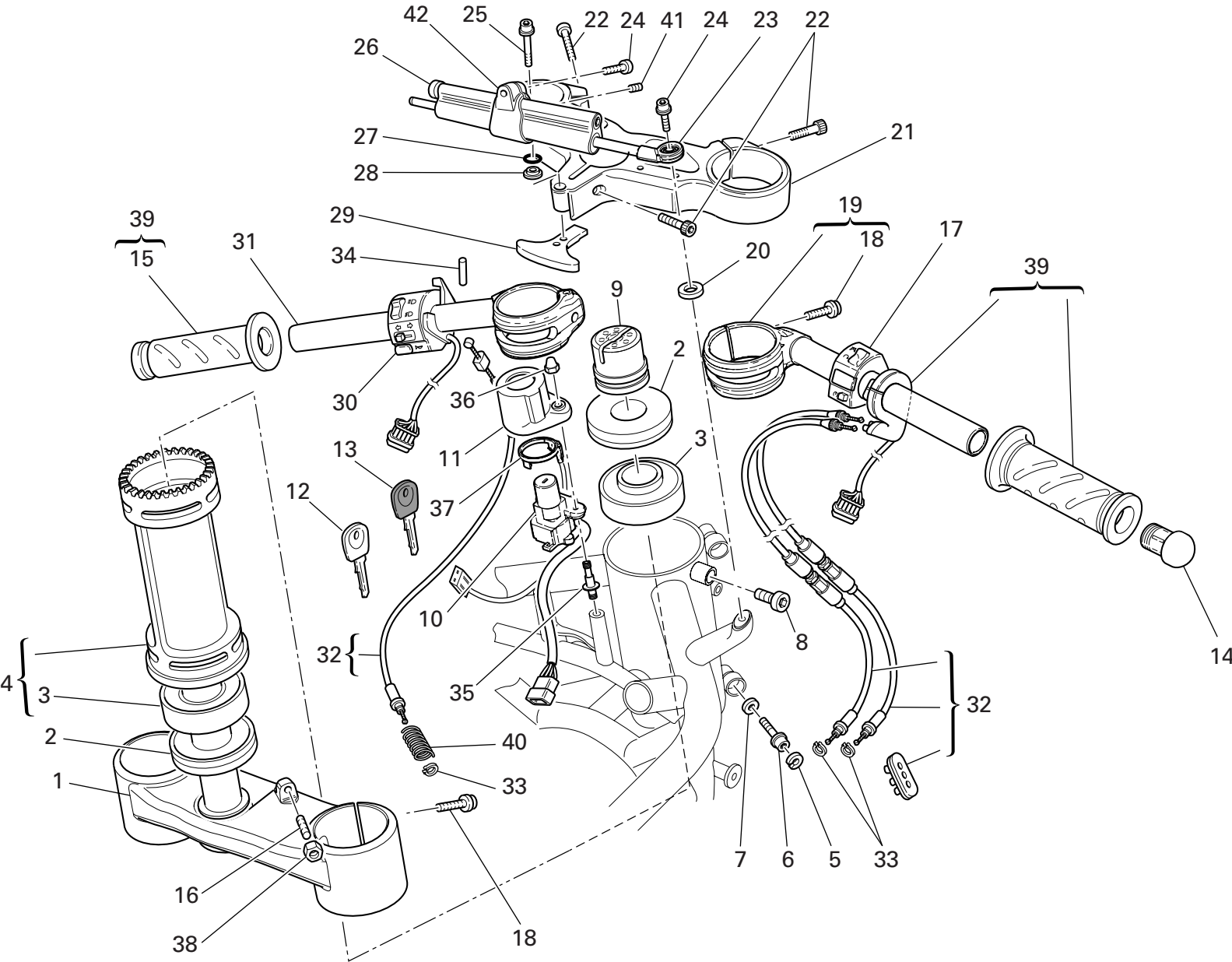
DRAWING 020a FRONT WIRING



DRAWING 020a FRONT WIRING

NOTES NO.	CODE NO.	DESCRIPTION	VALIDITY	Q.TY
1	510.1.390.1A	Front wiring		1
2	829.1.190.1A	Rubber holder		1
3	516.4.003.1B	Horn (BLACK)		1
4	775.1.035.1B	Screw		2
5	749.4.004.1A	Nut		1
6	772.5.032.1A	Screw		2
7	829.1.386.1A	Bracket		1
8	772.1.061.1A	Screw		1
9	541.4.007.1A	Relay		1
10	389.4.006.1A	Fuse 3A		1
10	389.4.007.1A	Fuse 7.5A		1
10	389.4.008.1A	Fuse 15A		1
10	389.4.013.1A	Fuse 20A		1
11	716.1.111.1A	Spacer		2

NOTES NO.	CODE NO.	DESCRIPTION	VALIDITY	Q.TY
-----------	----------	-------------	----------	------




DRAWING

021

HALF-HANDLEBARS - SHOCK-ADSORBER

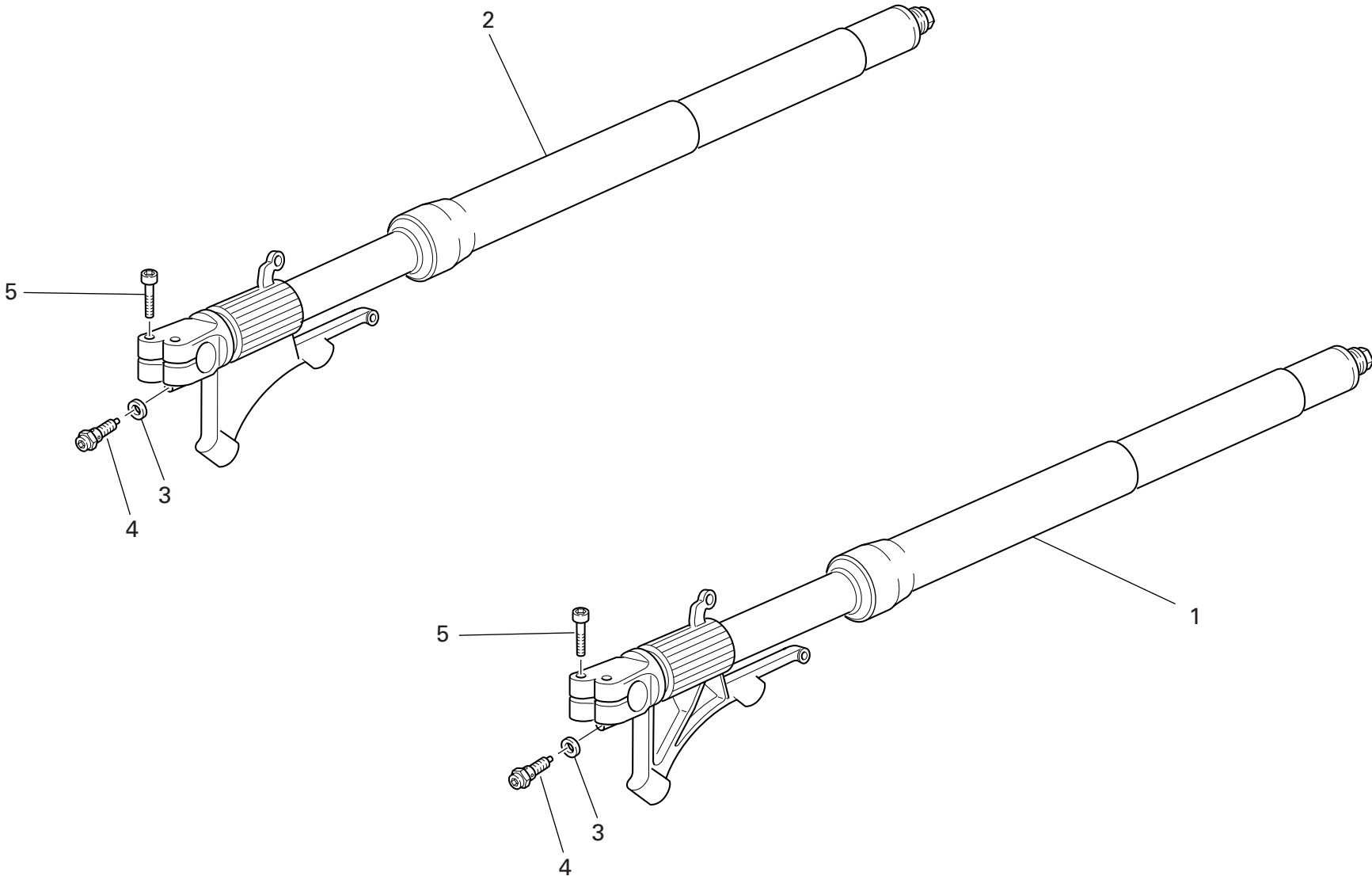
NOTES NO.	CODE NO.	DESCRIPTION	VALIDITY	Q.TY 
1	342.2.033.1A	Steering head base assembly		1
2	930.1.004.1A	Seal ring		2
3	702.4.004.1A	Bearing		2
4	343.2.005.1A	Tube		1
5	884.5.001.1A	Circlip		2
6	771.5.723.8B	Screw		2
7	852.1.071.1A	Washer		2
8	779.1.060.1A	Special screw		1
9	703.1.013.1A	Ring nut		1
10	652.4.006.1A	Key-operated switch		1
11	246.1.076.1A	Cover		1
12	598.4.016.1A	Wrench with Transponder		1
13	598.4.018.1A	Wrench without Transponder		1
14	872.1.015.1A	Cap		2
15	361.1.002.1A	Grip (L.H.)		1
16	779.1.298.1A	Special screw		2
17	650.4.008.1B	R.H. switch		1
18	771.5.725.8B	Screw		6
19	360.1.043.1A	R.H. handlebar		1
20	713.1.209.1A	Spacer		1
21	341.1.041.1A	Steering head		1
22	771.5.727.8B	Screw		3
23	848.2.002.1A	Joint		1
24	771.5.666.8B	Screw		2
25	771.5.673.8B	Screw		1
26	364.1.003.1A	Steering damper		1
27	886.5.014.1A	O-ring		1

CATALOGUE No: 915.1.190.2C
ISSUED: 02 - 06

NOTES NO.	CODE NO.	DESCRIPTION	VALIDITY	Q.TY 
28	713.1.210.1A	Spacer		1
29	341.1.036.1A	Steering lock arm		1
30	651.4.013.1A	L.H. switch		1
31	360.1.044.1A	L.H. handlebar		1
32	656.2.001.1A	Cables and rubber unit		1
33	0170.91.730	Ring		3
34	861.5.013.1A	Spring pin		2
35	779.1.252.1A	Special screw		2
36	749.4.002.1A	Nut		2
37	518.4.004.1C	Antenna		1
38	747.5.003.1A	Nut		2
39	654.2.016.1A	Throttle control		1
40	799.1.171.1A	Starter control transmission return spring		1
41	778.5.009.1A	Threaded dowel		1
42	808.2.047.1A	Clamp		1

CATALOGUE No: 915.1.190.2C
ISSUED: 02 - 06

DRAWING 021a FRONT FORK



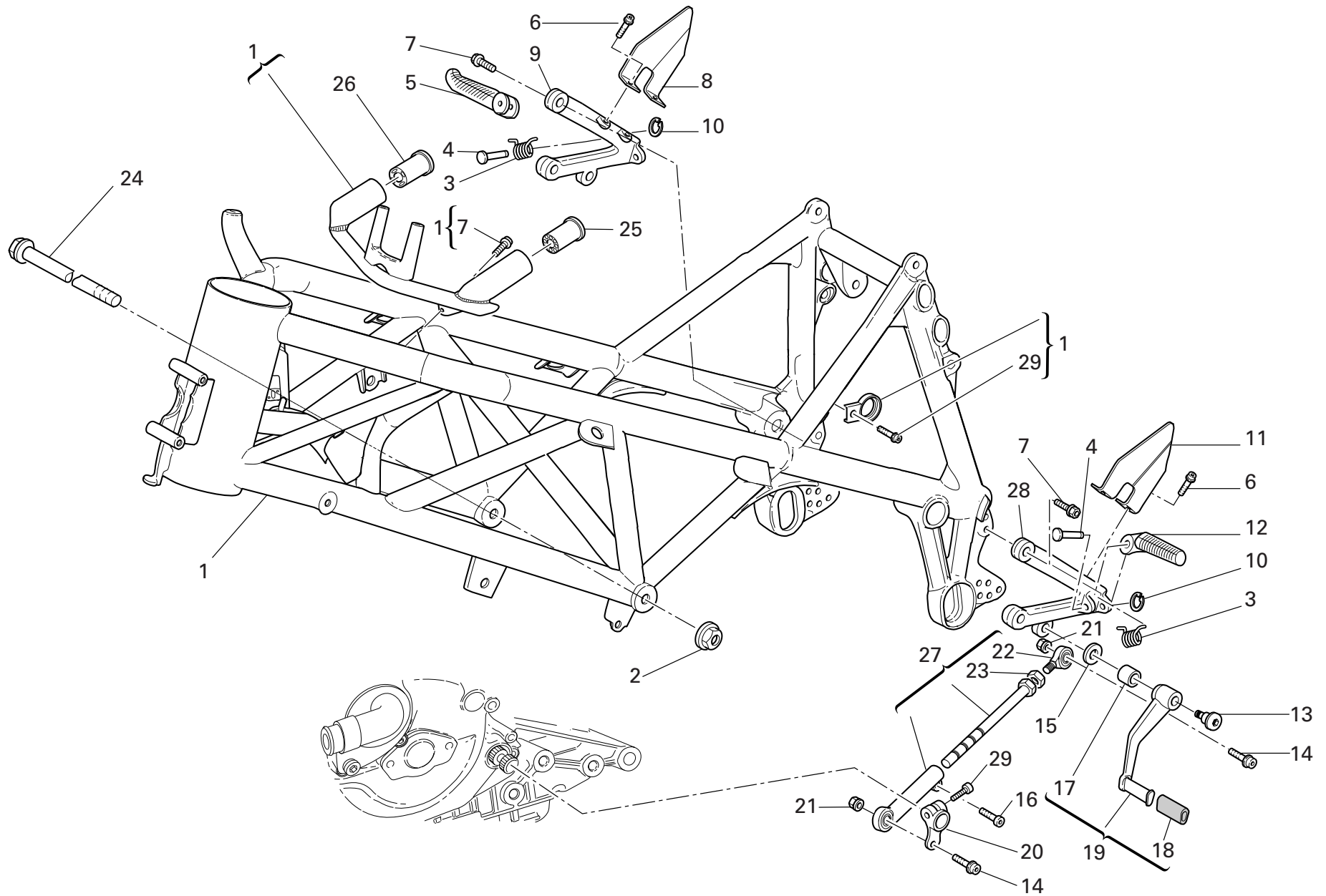
DRAWING 021a FRONT FORK

NOTES NO.	CODE NO.	DESCRIPTION	VALIDITY	Q.TY
1	340.2.242.1B	L.H. fork leg assembly		1
2	340.2.241.1B	R.H. fork leg assembly		1
3	349.1.096.1A	Special washer		2
4	349.2.010.1A	Adjusting screw		2
5	779.1.371.1A	Screw		4


NOTES NO.	CODE NO.	DESCRIPTION	VALIDITY	Q.TY
-----------	----------	-------------	----------	------

DRAWING 022

FRAME



DRAWING 022 FRAME

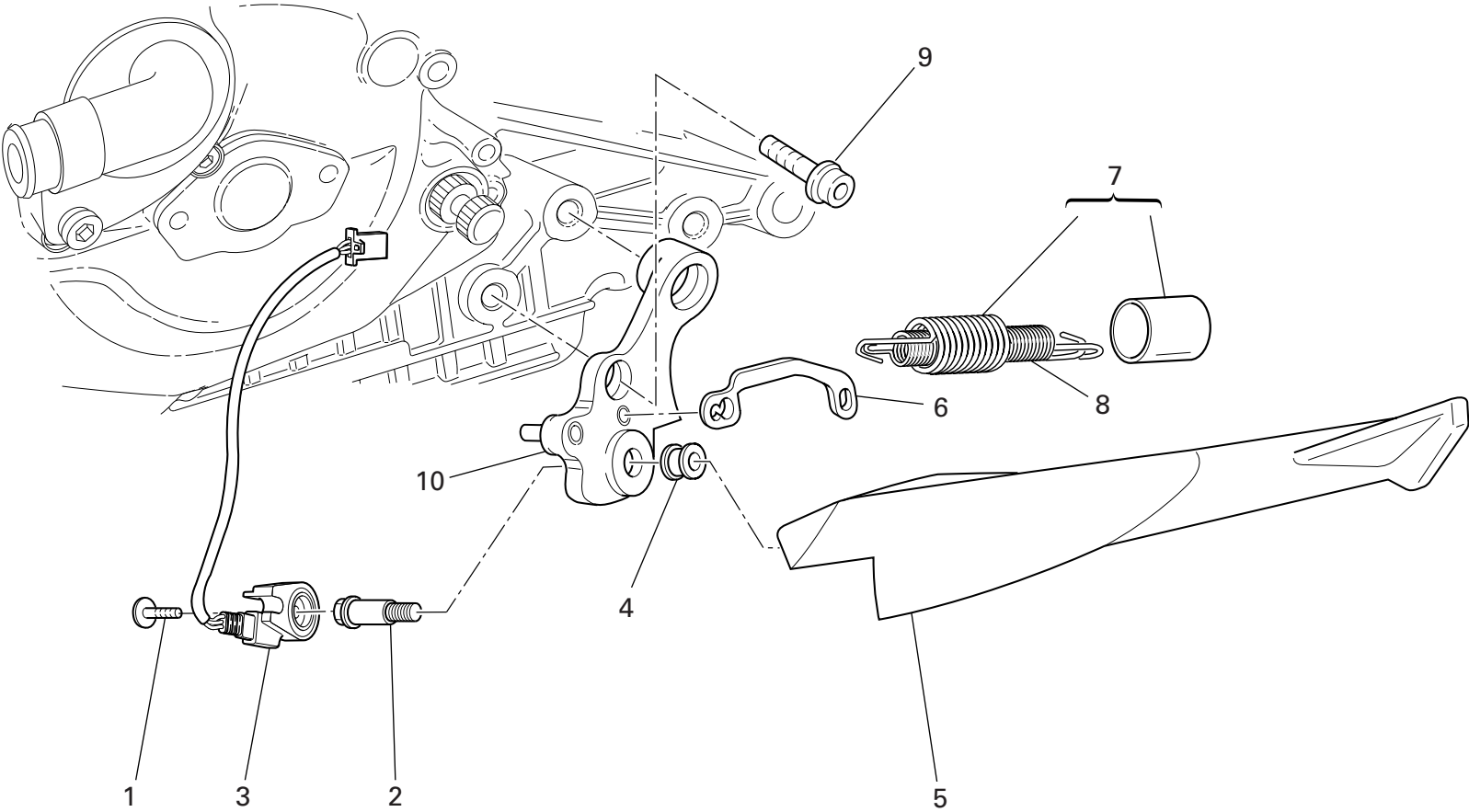
NOTES NO.	CODE NO.	DESCRIPTION	VALIDITY	Q.TY
				
1	470.2.178.2AW	Frame (RED)		1
2	750.1.062.1A	Nut		2
3	799.1.166.1A	Spring		2
4	821.1.051.1AB	Pin		2
5	464.1.006.1A	Foot peg (front) (R.H.)		1
6	771.5.637.8B	Screw		4
7	771.5.723.8B	Screw		6
8	247.1.191.1A	R.H. protection		1
9	824.1.083.1A	R.H. foot peg holder plate		1
10	884.5.003.1A	Ring		2
11	247.1.192.1A	L.H. protection		1
12	464.1.005.1A	Foot peg (front) (L.H.)		1
13	821.1.170.1A	Pin		1
14	771.5.667.8B	Screw		2
15	852.1.151.1A	Washer		1
16	771.5.665.8B	Screw		1
17	712.1.034.1A	Bush		1
18	764.1.011.1A	Rubber pad		1
19	456.2.033.1A	Gearchange lever		1
20	456.1.006.2A	Gearchange control lever		1
21	749.4.004.1A	Nut		2
22	848.5.002.1A	Ball joint		1
23	747.5.003.1A	Nut		1
24	779.1.213.1A	Screw		2
25	764.1.051.1A	Rubber pad		1
26	764.1.050.1A	Rubber pad		1
27	117.2.034.1B	Gearbox transmission rod assembly		1

CATALOGUE No: 915.1.190.2C
ISSUED: 02 - 06

NOTES NO.	CODE NO.	DESCRIPTION	VALIDITY	Q.TY
				
28	824.1.084.1A	L.H. foot peg holder plate		1
29	771.5.666.8B	Screw		2

CATALOGUE No: 915.1.190.2C
ISSUED: 02 - 06

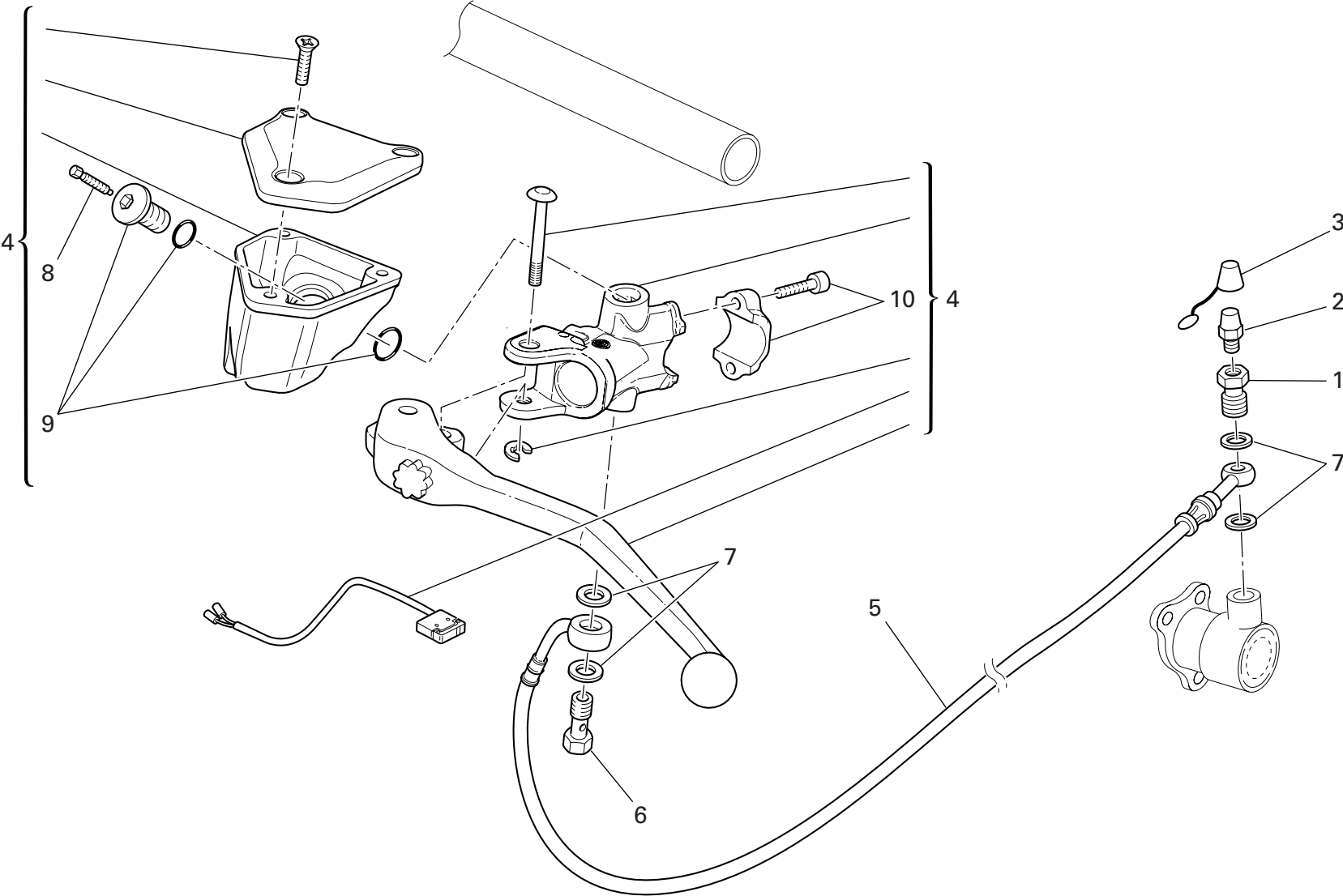
DRAWING 022a STAND




DRAWING 022a STAND

NOTES NO.	CODE NO.	DESCRIPTION	VALIDITY	Q.TY
1	779.4.005.2A	Screw		1
2	821.1.134.1A	Pin		1
3	539.1.022.1A	Switch		1
4	711.1.113.1A	Bush		1
5	556.1.031.1A	Side stand		1
6	829.1.366.1A	Plate		1
7	799.2.159.1A	Complete spring		1
8	799.1.158.1A	Inner spring		1
9	771.5.154.8B	Screw		2
10	556.2.032.1A	Plate		1

NOTES NO.	CODE NO.	DESCRIPTION	VALIDITY	Q.TY
-----------	----------	-------------	----------	------

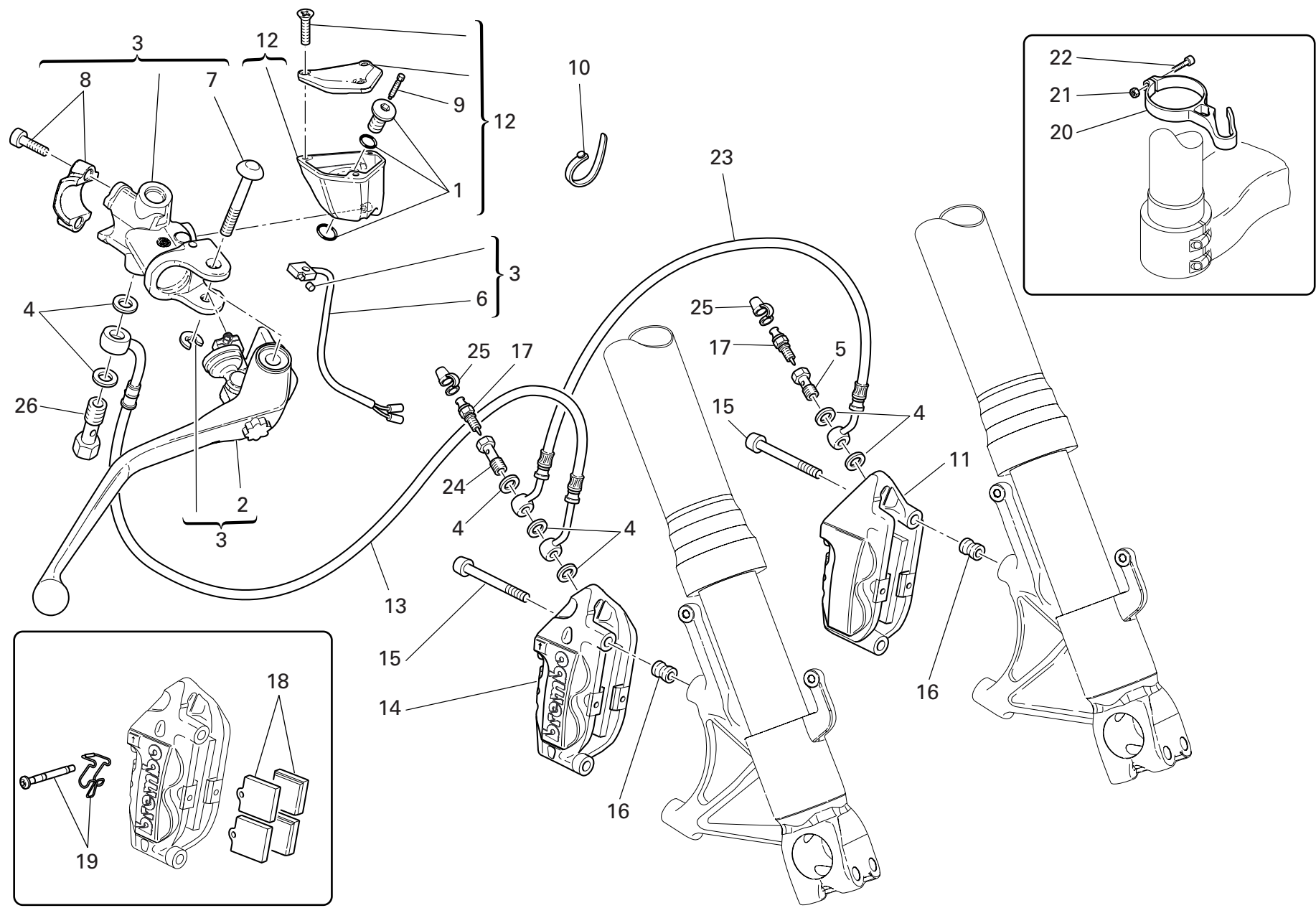


DRAWING 023 CLUTCH CONTROL

NOTES NO.	CODE NO.	DESCRIPTION	VALIDITY	Q.TY 
1	779.1.397.1A	Special screw		1
2	0000.33552	Bleed		1
3	612.4.005.1A	Dust seal		1
4	630.4.026.1A	Clutch drive pump		1
5	632.1.028.1A	Clutch control pipe (METAL PLAITED)		1
6	779.1.366.1AB	Special screw		1
7	852.5.024.1A	Gasket th.1		4
8	612.4.023.1A	Bleed		1
9	771.4.014.1A	Oil duct filler		1
10	626.4.031.1A	Bracket		1

NOTES NO.	CODE NO.	DESCRIPTION	VALIDITY	Q.TY 
-----------	----------	-------------	----------	--

DRAWING 024 FRONT HYDRAULIC BRAKE



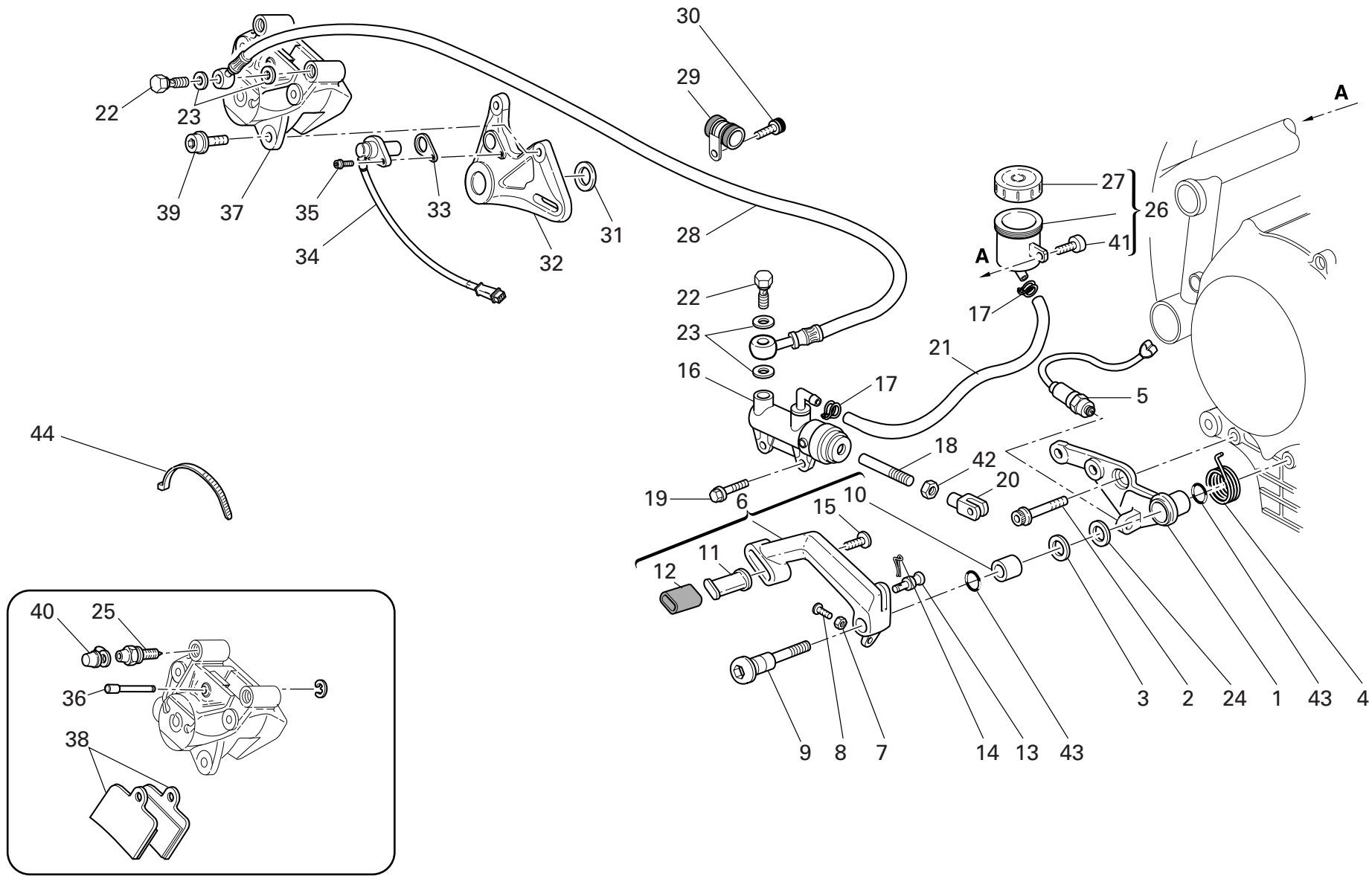
DRAWING

024


FRONT HYDRAULIC BRAKE

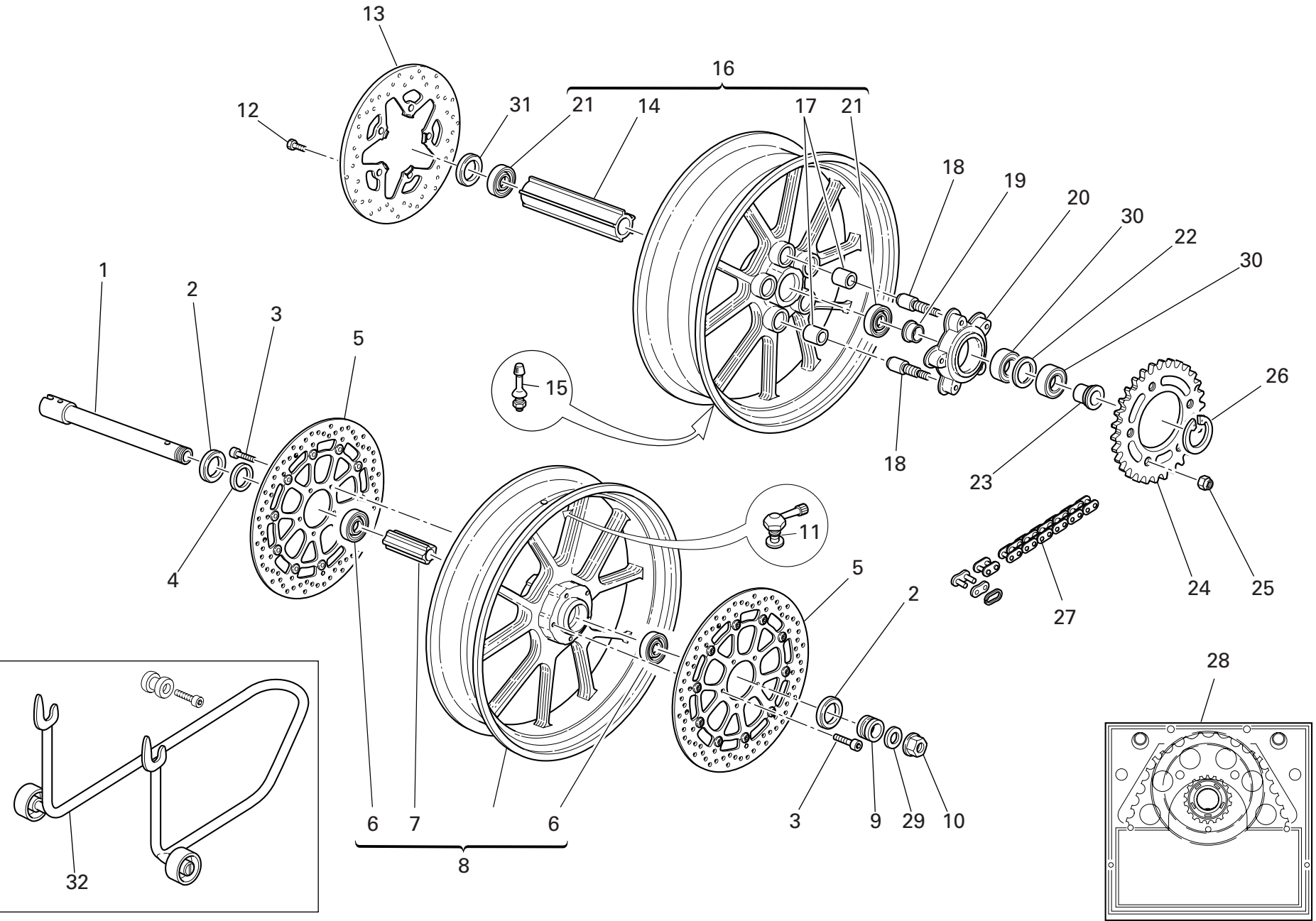
NOTES NO.	CODE NO.	DESCRIPTION	VALIDITY	Q.TY
				
1	771.4.014.1A	Oil duct filler		1
2	631.4.019.1A	Brake control lever		1
3	624.4.034.1A	Front brake pump		1
4	852.5.024.1A	Gasket th.1		7
5	779.1.397.1A	Special screw		1
6	539.4.035.1A	Microswitch		1
7	626.4.032.1A	Pin		1
8	626.4.031.1A	Bracket		1
9	612.4.023.1A	Bleed		1
10	741.1.012.1A	Hose guide		1
11	610.4.054.1A	L.H. brake caliper		1
12	585.4.004.1A	Complete oil tank		1
13	618.4.059.1A	Tube		1
14	610.4.053.1A	R.H. brake caliper		1
15	779.1.331.1A	Screw		4
16	713.1.235.1A	Spacer		4
17	187.1.002.1A	Bleed		2
18	613.4.030.1A	Set of 4 pads		2
19	612.4.022.1A	Spare pins and spring		2
20	741.1.030.1B	Clamp		1
21	417.9.020.5A	Nut		1
22	60N107330	Screw		1
23	618.4.057.1A	Front brake line		1
24	779.1.465.1A	Special screw		1
25	612.4.005.1A	Dust seal		2
26	779.1.415.1A	Special screw		1

NOTES NO.	CODE NO.	DESCRIPTION	VALIDITY	Q.TY
				




NOTES NO.	CODE NO.	DESCRIPTION	VALIDITY	Q.TY 
1	829.1.078.1A	Holder		1
2	771.5.754.8B	Screw		1
3	852.1.154.1A	Washer		1
4	799.1.083.1B	Spring		1
5	539.4.003.1B	Switch		1
6	457.2.013.1A	Brake control lever		1
7	747.5.005.1B	Nut		1
8	779.1.237.1B	Adjusting screw		1
9	821.1.052.1AB	Pedal pin		1
10	712.1.034.1A	Bush		1
11	455.1.010.1A	Brake lever pin		1
12	764.1.011.1A	Rubber pad		1
13	821.1.162.1A	Pin		1
14	685.5.002.1A	Split pin		1
15	779.1.293.1A	Special screw		1
16	625.4.009.1A	Rear brake pump		1
17	741.4.043.1A	Hose guide		2
18	117.1.044.1A	Adjuster rod		1
19	772.5.029.1AB	Screw		2
20	184.1.005.1A	Fork		1
21	877.1.091.1A	Tube		1
22	779.1.366.1AB	Special screw		2
23	852.5.024.1A	Gasket th.1		4
24	852.1.158.1A	Washer		1
25	631.4.016.1A	Bleed		1
26	0000.61078	Complete oil tank		1
27	893.4.005.1A	Cap		1


NOTES NO.	CODE NO.	DESCRIPTION	VALIDITY	Q.TY 
28	619.4.026.1A	Rear brake line (METAL PLAITED)		1
29	741.4.099.1A	Hose guide		3
30	771.1.226.1A	Screw		3
31	713.1.205.1A	Inner spacer		1
32	825.1.028.2A	Caliper holder plate		1
33	713.1.192.1A	Spacer		1
34	552.4.037.1A	Sensor		1
35	771.5.665.8B	Screw		1
36	612.4.016.1A	Spare pins and spring		2
37	611.4.020.1A	Rear brake caliper		1
38	613.4.038.1A	Pads pair		1
39	771.5.723.8B	Screw		2
40	612.4.008.1A	Dust seal		1
41	707006N02	Screw		1
42	747.5.003.1A	Nut		1
43	0000.01199	O-ring		2
44	741.4.038.1A	Hose guide		4



DRAWING 026 FRONT AND REAR WHEELS

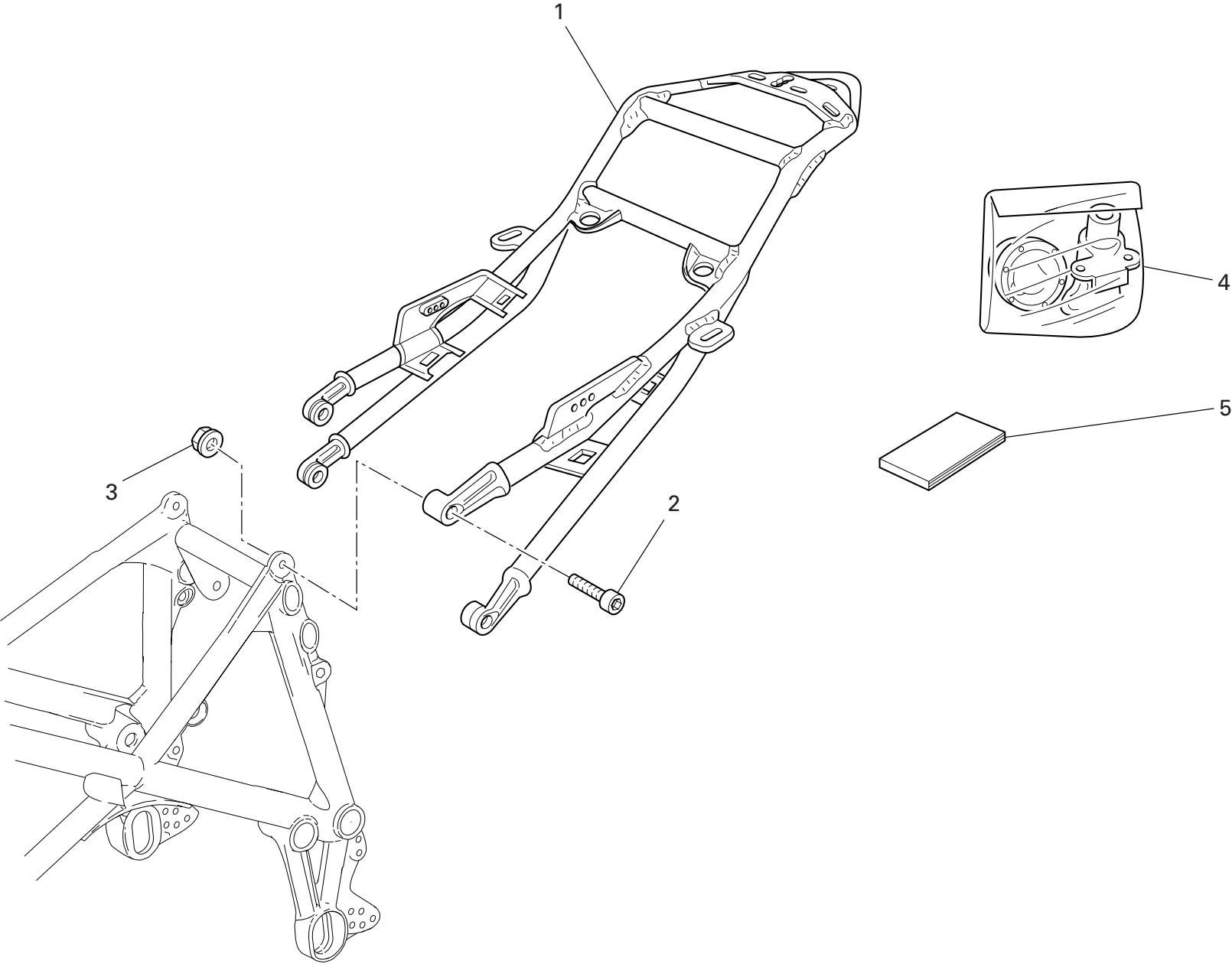
NOTES NO.	CODE NO.	DESCRIPTION	VALIDITY	Q.TY 
1	819.1.043.1A	Front wheel spindle		1
2	930.4.052.1A	Seal ring		2
3	779.1.399.1A	Screw		10
4	713.1.196.1A	R.H. spacer		1
5	492.4.075.1A	Front brake disc ø320		2
6	75162.2566	Bearing		2
7	714.1.047.1A	Inner spacer		1
8	501.2.102.1AB	Front wheel rim (BLACK)		1
9	713.1.197.3A	L.H. spacer		1
10	748.1.014.1A	Nut		1
11	497.2.001.2A	Valve		1
12	779.1.311.1A	Screw		5
13	492.4.077.1A	Rear brake disc		1
14	714.1.057.1A	Inner spacer		1
15	0803.77.010	Valve		1
16	502.2.102.1AB	Rear wheel rim (BLACK)		1
17	700.1.005.1A	Vibration damper		5
18	821.1.009.1B	Pin		5
19	710.1.084.1A	Bush		1
20	160.1.092.2A	Rear sprocket flange		1
21	702.5.050.1A	Bearing		2
22	713.1.184.1A	Inner spacer		1
23	713.1.186.1A	Spacer		1
24	494.1.081.1A	Ring gear z=36		1
25	748.4.024.1AB	Nut		5
26	884.4.006.1A	Circlip		1
27	676.4.037.1A	Chain 95+1		1

CATALOGUE No: 915.1.190.2C
ISSUED: 02 - 06

NOTES NO.	CODE NO.	DESCRIPTION	VALIDITY	Q.TY 
28	676.2.043.1A	Final drive kit		1
29	8000.70119	Washer		1
30	702.4.038.1A	Bearing		2
31	930.4.039.1A	Seal ring		1
32	555.2.012.1B	Rear stand		1

CATALOGUE No: 915.1.190.2C
ISSUED: 02 - 06

DRAWING 027 REAR FRAME

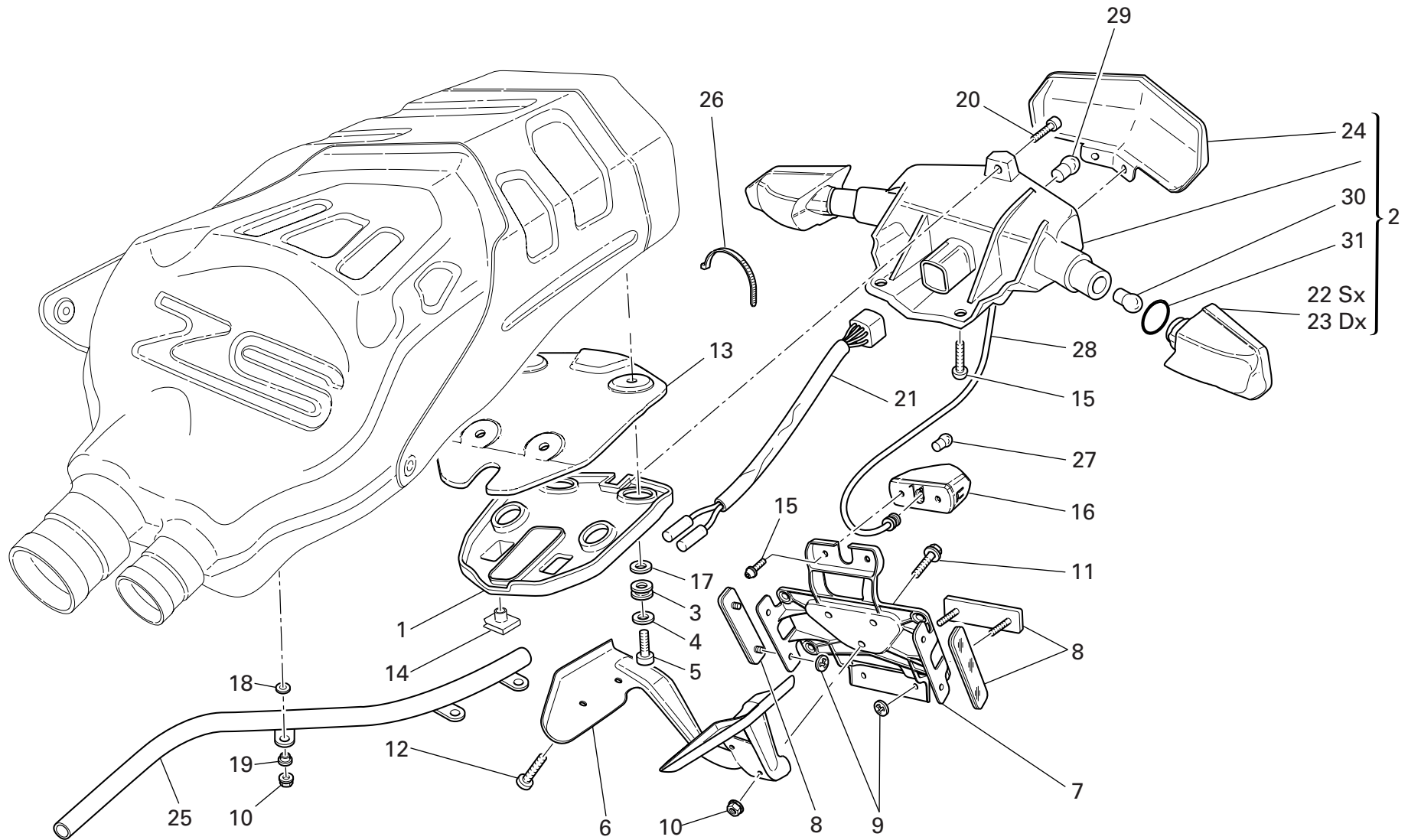


DRAWING 027 REAR FRAME

NOTES NO.	CODE NO.	DESCRIPTION	VALIDITY	Q.TY
1	471.1.009.3BW	Rear frame (BLACK)		1
2	771.5.127.8C	Screw		4
3	748.4.035.1A	Nut		4
4	598.2.031.2D	Locks kit		1
5	913.7.081.1N	Owner's manual		1

NOTES NO.	CODE NO.	DESCRIPTION	VALIDITY	Q.TY
-----------	----------	-------------	----------	------


DRAWING 027a NUMBER PLATE HOLDER



DRAWING 027a NUMBER PLATE HOLDER

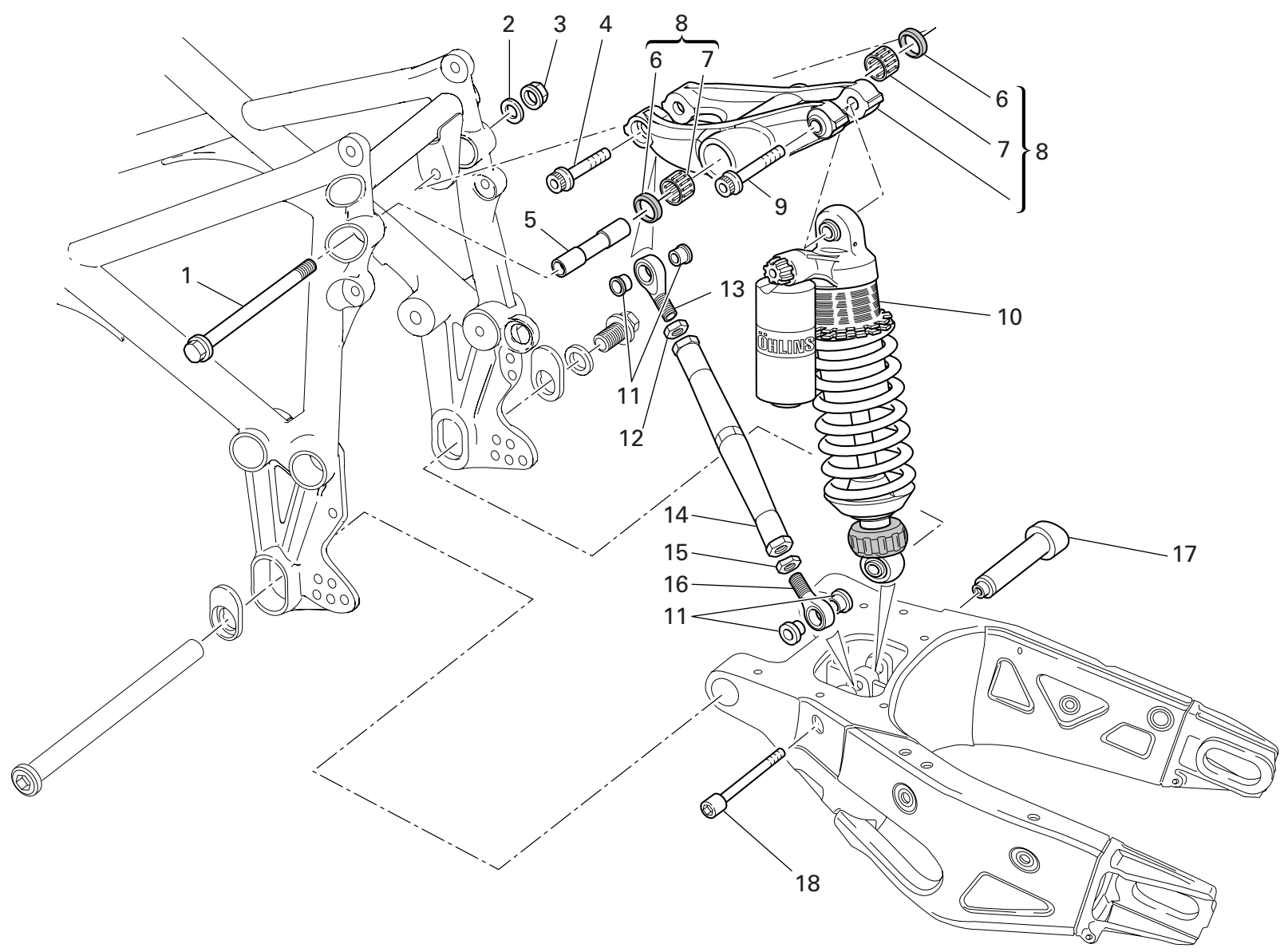
NOTES NO.	CODE NO.	DESCRIPTION	VALIDITY	Q.TY 
1	525.1.013.1A	Headlight holder		1
2	525.1.012.1A	Tail light		1
3	764.1.064.1A	Vibration damper pad		4
4	852.1.148.1B	Washer		4
5	779.1.279.1C	Screw		4
6	830.1.263.2A	Bracket		1
7	561.1.024.1A	Holder		1
8	529.1.010.1A	Reflector		3
9	850.4.052.1A	Quik fastening		6
10	748.1.036.1A	Nut		6
11	772.5.032.1A	Screw		3
12	775.1.018.1A	Screw		4
13	460.1.119.1A	Taillight heat guard		1
14	850.4.047.1A	Quik fastening		3
15	775.1.029.1A	Screw		4
16	525.1.019.1A	Number plate light		1
17	852.1.162.1A	Washer		4
18	856.1.023.1A	Washer		3
19	716.1.108.1A	Spacer		3
20	775.1.017.1A	Screw		1
21	510.1.242.1A	Wiring		1
22	531.1.002.1A	LH rear indicator body		1
23	531.1.001.1A	RH rear indicator body		1
24	525.1.014.1A	Taillight glass		1
25	877.1.090.1A	Wiring protection		1
26	0691.91.030	Hose guide		1
27	8000.36230	Bulb		1

CATALOGUE No: 915.1.190.2C
ISSUED: 02 - 06


NOTES NO.	CODE NO.	DESCRIPTION	VALIDITY	Q.TY 
28	510.1.296.1A	Plate light wiring		1
29	390.4.003.1A	Two-light bulb 12V 5/21W		1
30	8000.36726	Bulb		2
31	886.5.042.1A	O-ring		2

CATALOGUE No: 915.1.190.2C
ISSUED: 02 - 06

DRAWING 028 REAR SUSPENSION

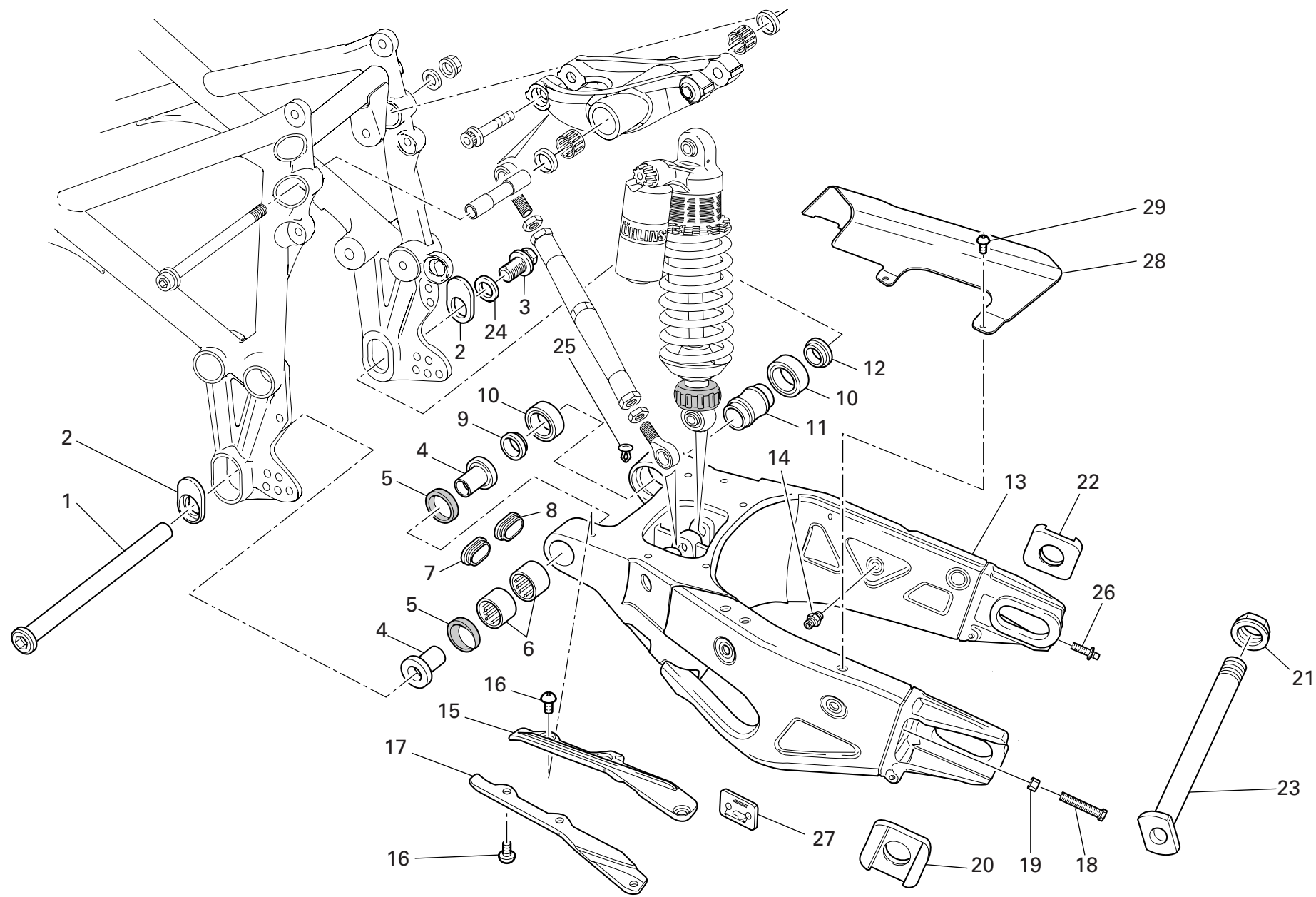


DRAWING 028 REAR SUSPENSION

NOTES NO.	CODE NO.	DESCRIPTION	VALIDITY	Q.TY 
1	771.1.031.1A	Screw		1
2	713.1.239.1A	Washer		1
3	748.4.037.1AB	Nut		1
4	771.5.937.8B	Screw		1
5	715.1.003.1A	Spacer		1
6	930.4.011.1A	Seal ring		2
7	701.4.004.1A	Needle bearing		2
8	372.2.003.2A	Rocker assembly		1
9	771.5.938.8B	Screw		1
10	365.2.051.1D	Shock absorber (monoposto)		1
11	710.1.025.1A	Bush		4
12	750.1.021.1A	Nut		1
13	76401.0010	Ball joint		1
14	875.1.073.1A	Tie rod		1
15	750.1.022.1A	Nut		1
16	76401.0009	Ball joint		1
17	750.1.112.1B	Bush		1
18	771.1.016.1A	Screw		1

NOTES NO.	CODE NO.	DESCRIPTION	VALIDITY	Q.TY 


DRAWING 028a REAR FORK



DRAWING 028a REAR FORK

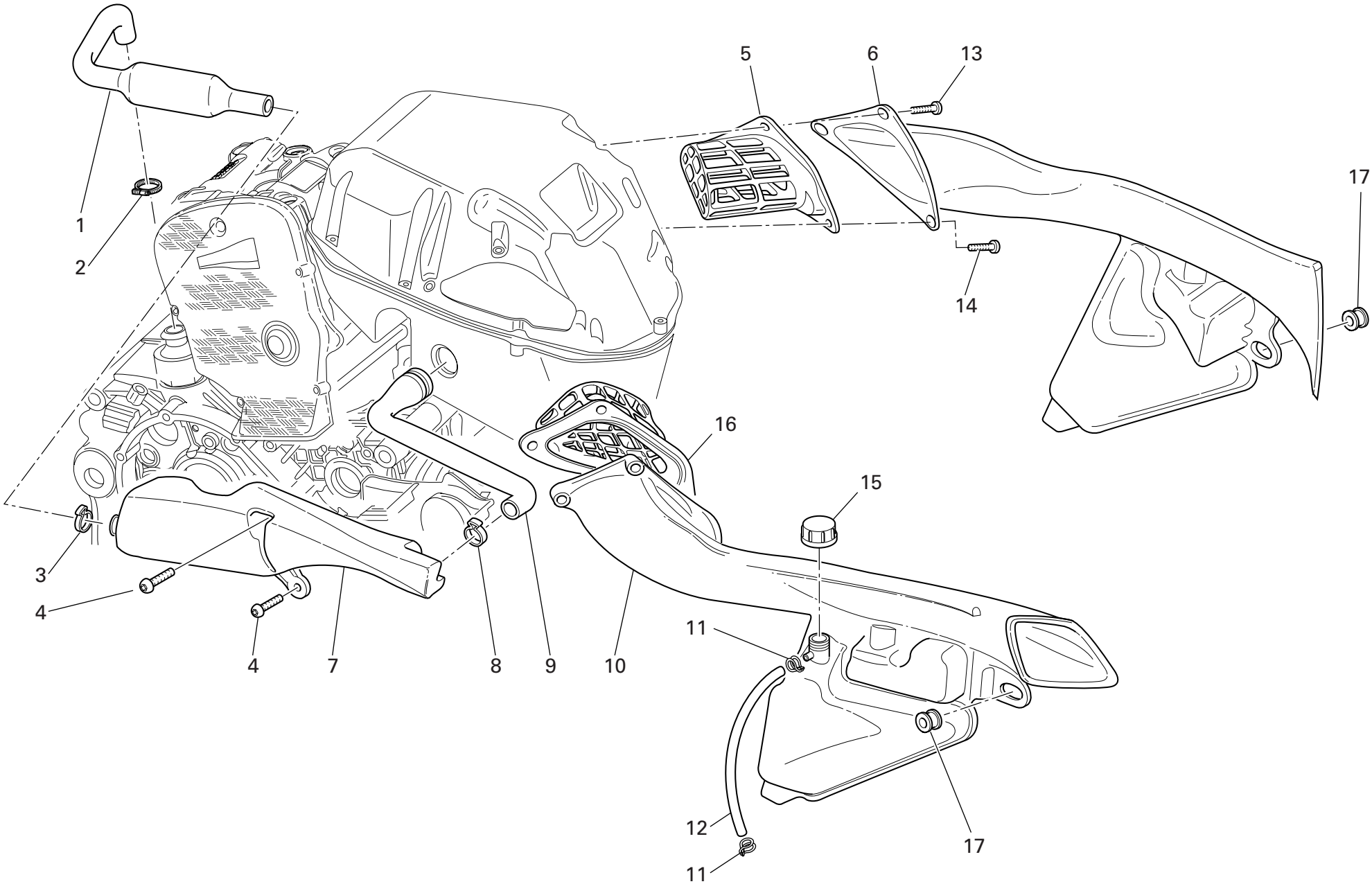
NOTES NO.	CODE NO.	DESCRIPTION	VALIDITY	Q.TY 
1	369.1.010.1A	Swingarm pivot		1
2	756.1.007.1A	Eccentric		2
3	772.1.028.1A	Screw		1
4	710.1.090.1A	Bush		2
5	930.5.012.1A	Seal ring		2
6	701.4.017.1A	Needle bearing		2
7	872.1.016.1A	Cap		1
8	872.1.042.1A	L.H. cap		1
9	712.1.029.1A	Spacer		1
10	702.5.045.1A	Bearing		2
11	713.1.187.1A	Spacer		1
12	712.1.030.1A	Spacer		1
13	370.1.044.2A	Swingarm		1
14	832.1.026.1A	Pin		1
15	447.1.056.1A	Lower chain sliding shoe		1
16	775.1.008.3A	Screw		6
17	447.1.055.1A	Upper chain sliding shoer		1
18	779.1.373.1A	Special screw		2
19	750.1.125.1A	Nut		2
20	373.1.045.1A	LH chain slider		1
21	750.1.061.1A	Nut		1
22	373.1.046.1A	RH chain slider		1
23	819.1.040.1A	Rear wheel spindle		1
24	852.1.068.1A	Washer		1
25	872.4.044.1A	Cap		2
26	779.1.372.1A	Special screw		2
27	433.1.316.1A	Chain adjustment sticker		1

CATALOGUE No: 915.1.190.2C
ISSUED: 02 - 06


NOTES NO.	CODE NO.	DESCRIPTION	VALIDITY	Q.TY 
28	446.1.011.1A	Chain guard (CARBON)		1
29	775.1.020.1A	Screw		3

CATALOGUE No: 915.1.190.2C
ISSUED: 02 - 06

DRAWING 029 AIR INDUCTION - OIL VENT

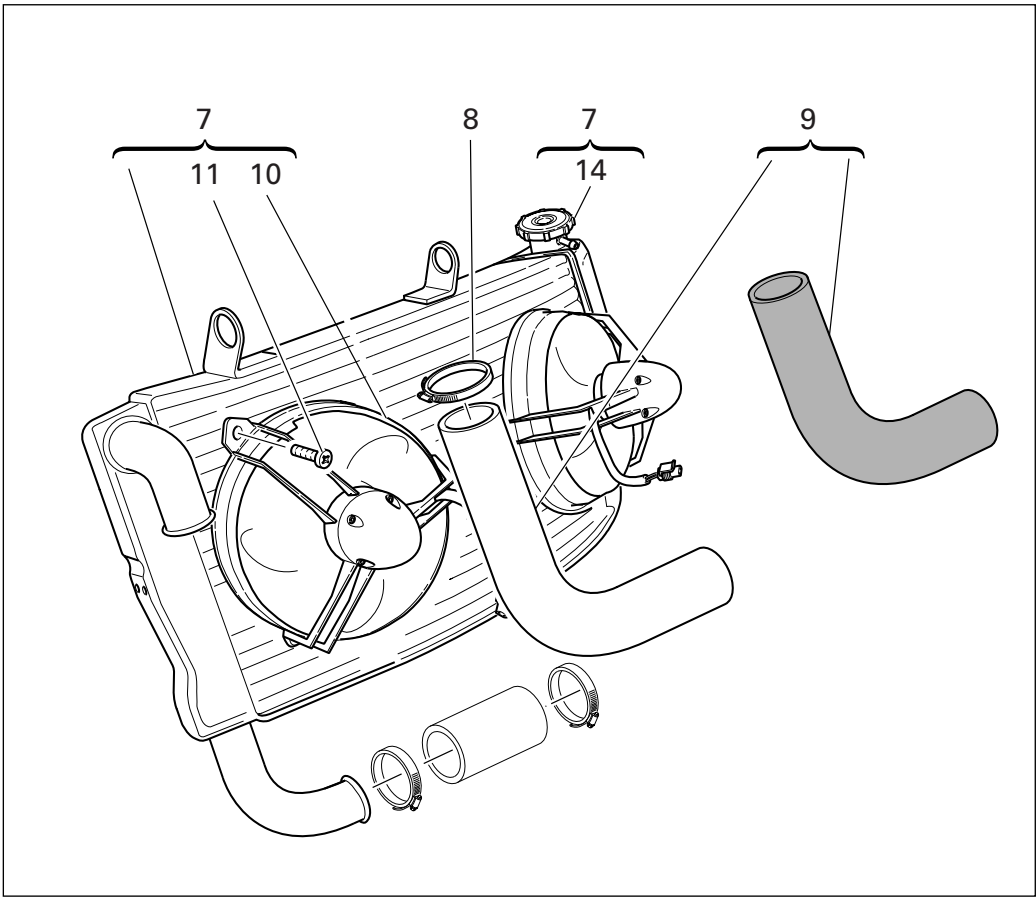
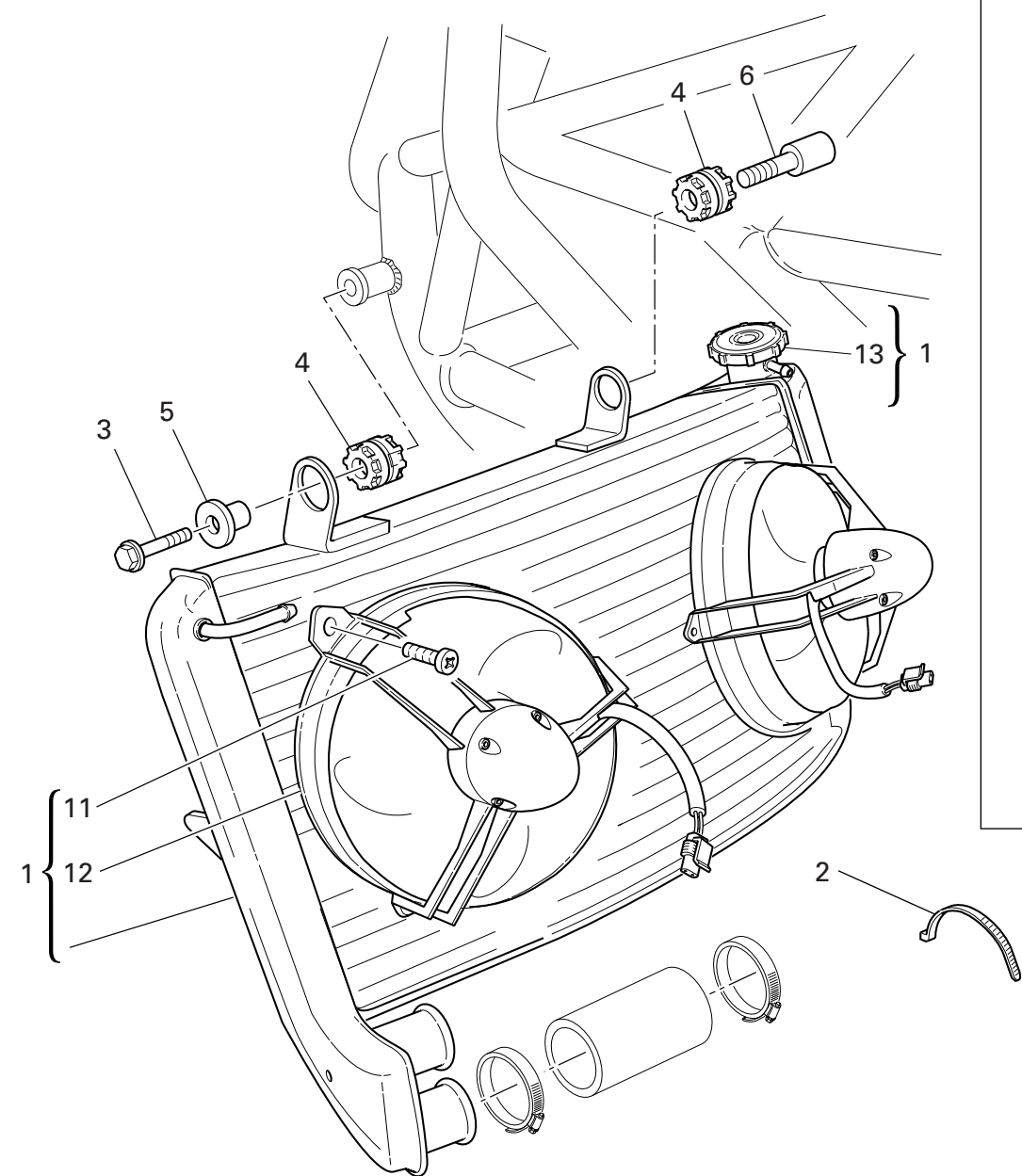


DRAWING 029 AIR INDUCTION - OIL VENT


NOTES NO.	CODE NO.	DESCRIPTION	VALIDITY	Q.TY 
1	876.2.003.1A	Tube		1
2	741.5.033.1B	Hose guide		1
3	8000.50454	Hose guide		1
4	775.1.008.3A	Screw		2
5	426.2.018.1A	LH air filter assembly		1
6	484.1.041.1A	L.H. air manifold		1
7	585.1.034.1A	Oil breather tank		1
8	8000.50450	Hose guide		1
9	876.2.004.1A	Breather pipe		1
10	484.1.042.1A	R.H. air manifold		1
11	741.1.029.1A	Spring clamp		2
12	934.1.003.2A	Tube		1
13	772.1.043.1A	Screw		4
14	772.1.042.1A	Screw		2
15	0000.40427	Tank cap		1
16	426.2.019.1A	RH air filter assembly		1
17	764.1.056.1A	Rubber pad		2

NOTES NO.	CODE NO.	DESCRIPTION	VALIDITY	Q.TY 
-----------	----------	-------------	----------	--

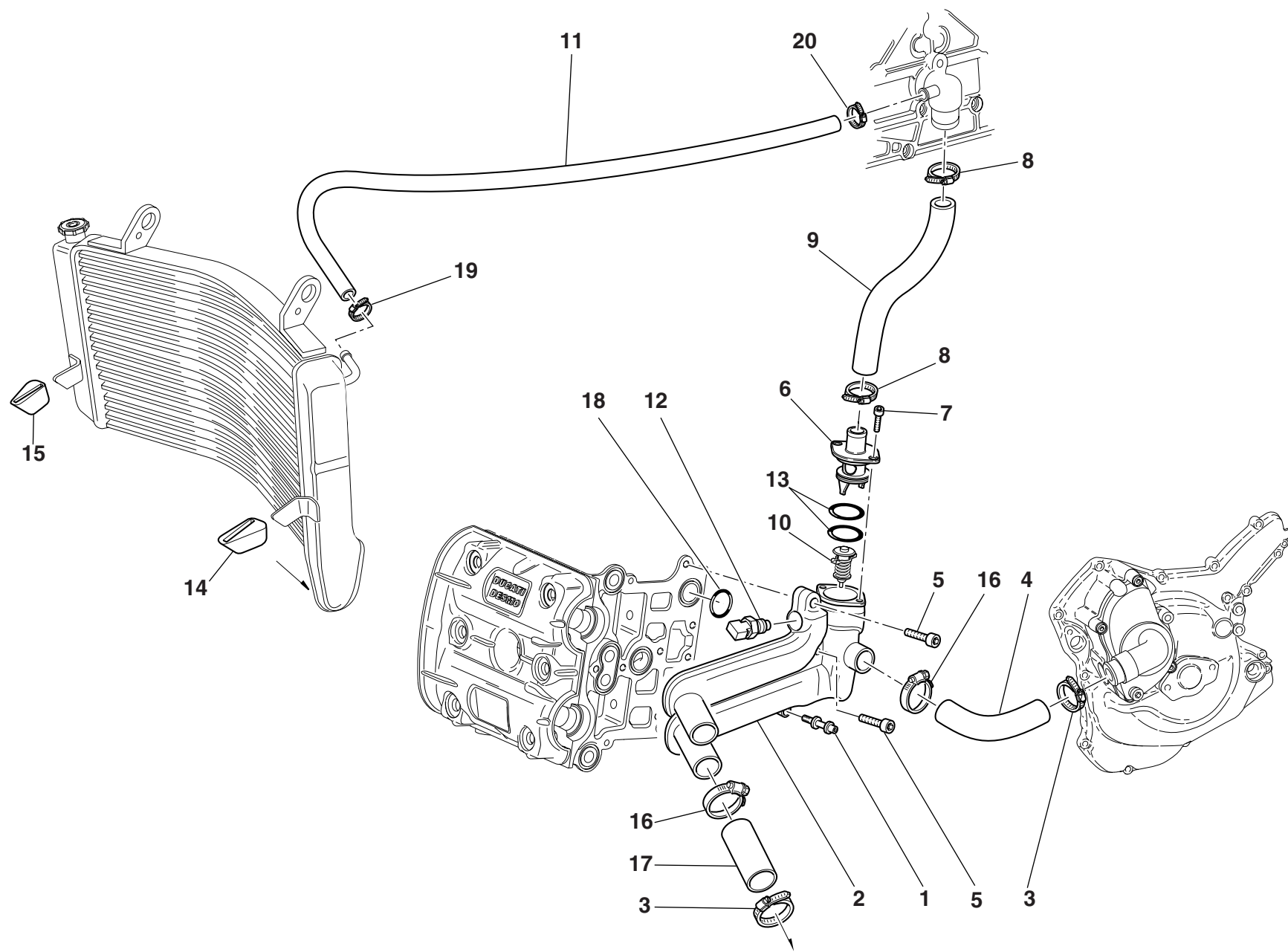
DRAWING 030 WATER RADIATOR ASSY



DRAWING 030 WATER RADIATOR ASSY

NOTES NO.	CODE NO.	DESCRIPTION	VALIDITY	Q.TY 
1	548.4.040.1A	Water radiator		1
2	741.4.038.1A	Hose guide		2
3	772.5.033.1AB	Screw		1
4	764.1.022.1A	Vibration damper pad		2
5	713.1.304.1A	Spacer		1
6	779.1.301.1AB	Special screw		1
7	548.4.041.2A	Water radiator		1
8	741.4.025.1A	Hose guide		1
9	800.2.121.1A	Hose		1
10	550.4.012.1A	Electric fan		2
11	779.4.076.1A	Screw		6
12	550.4.013.1A	Electric fan		2
13	893.4.006.1A	Radiator cap		1
14	893.1.003.1A	Radiator cap		1

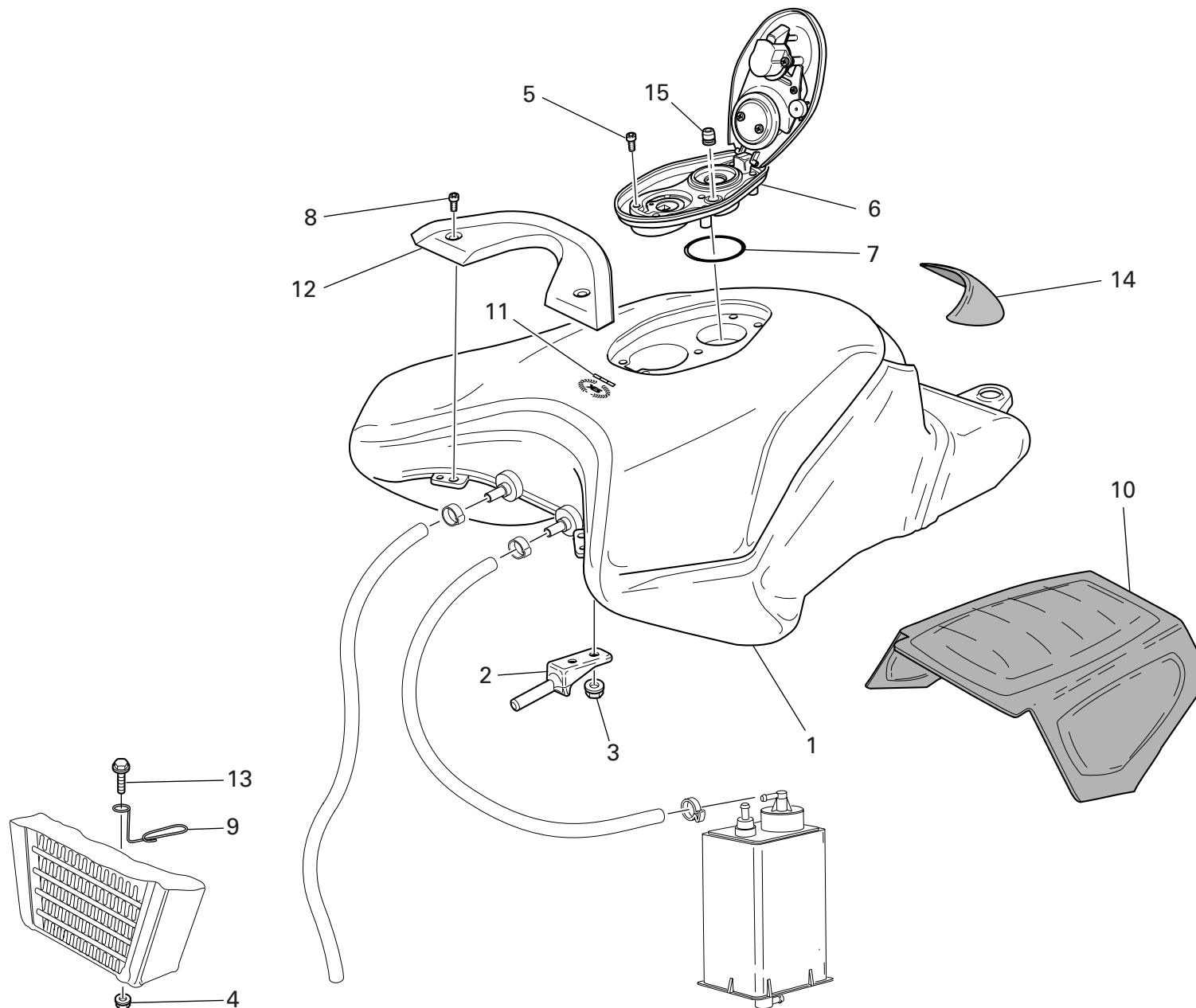
NOTES NO.	CODE NO.	DESCRIPTION	VALIDITY	Q.TY 
-----------	----------	-------------	----------	--




DRAWING 031 COOLING CIRCUIT

NOTES NO.	CODE NO.	DESCRIPTION	VALIDITY	Q.TY
1	779.1.261.1A	Screw		1
2	616.1.009.2A	Distributor body		1
3	741.4.025.1A	Hose guide		2
4	800.1.112.1A	Hose		1
5	771.5.072.8B	Screw		2
6	616.1.007.2A	Cap		1
7	771.5.064.8B	Screw		2
8	741.4.002.1A	Hose guide		2
9	800.1.083.1A	Thermostat/pump hose		1
10	553.4.005.1A	Valve		1
11	934.1.004.1A	Breather pipe		1
12	552.4.013.1A	Sensor		1
13	886.4.048.1A	O-ring		2
14	764.1.041.1A	Rubber pad		1
15	764.1.045.1A	Rubber pad		1
16	741.4.101.1A	Hose guide		2
17	800.1.113.1A	Hose		2
18	93823.2087	O-ring		1
19	741.4.019.1A	Hose guide		1
20	741.4.001.1A	Hose guide		1

NOTES NO.	CODE NO.	DESCRIPTION	VALIDITY	Q.TY
-----------	----------	-------------	----------	------

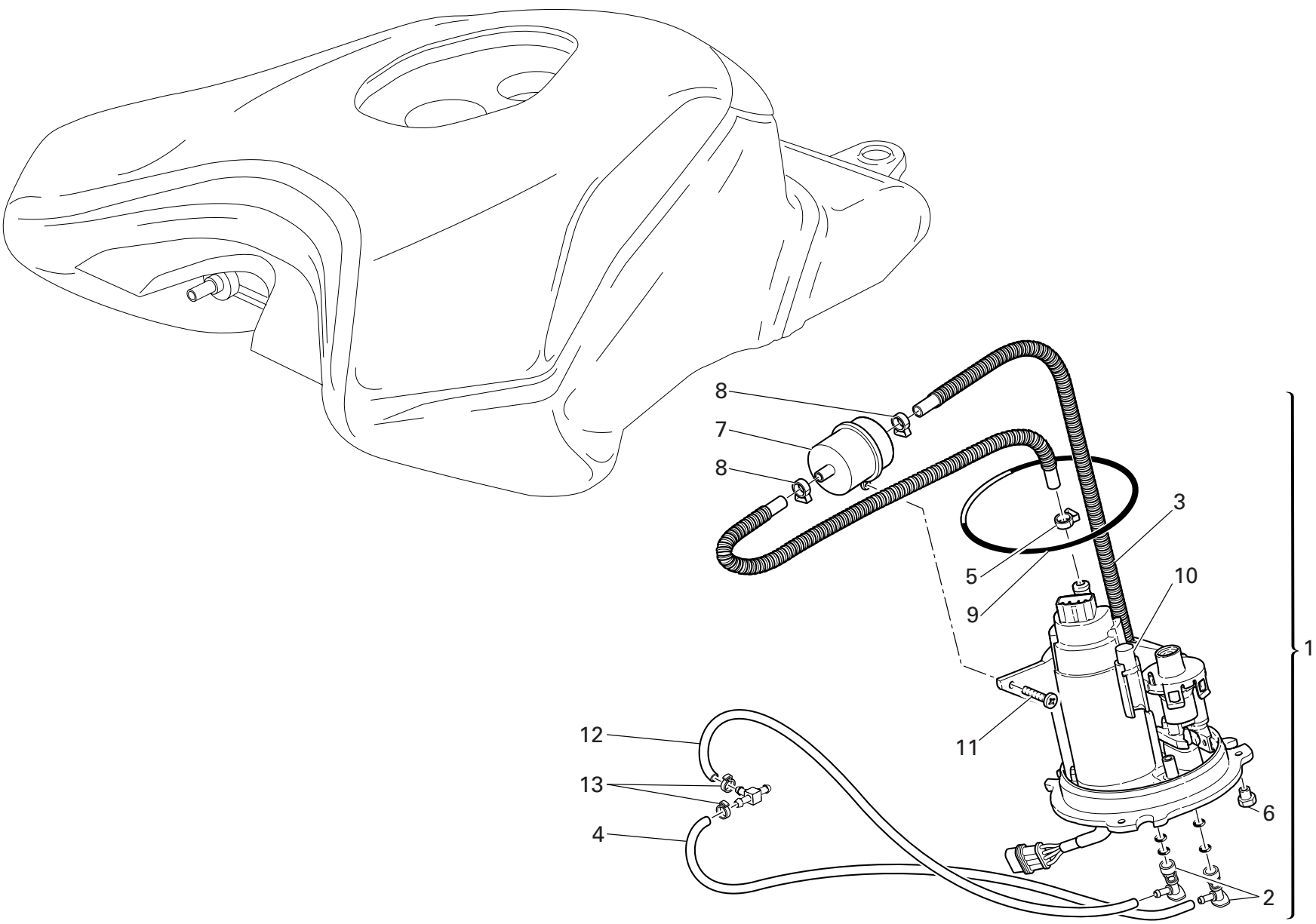


DRAWING 032 FUEL TANK

NOTES NO.	CODE NO.	DESCRIPTION	VALIDITY	Q.TY	
1	586.1.053.1AA	Fuel tank (RED)		1	
2	587.1.049.1A	Tank front connection		2	
3	750.5.001.1A	Nut		4	
4	749.4.004.1A	Nut		1	
5	775.1.017.1A	Screw		5	
6	895.2.003.1A	Tank cap		1	
7	886.4.055.1A	O-ring		1	
8	775.1.033.1A	Screw		2	
9	881.1.040.1A	Ring		1	
10	486.1.068.2A	Panel		1	
11	438.1.357.1AB	Sticker "alloro Ducati" (for RED)		1	
12	247.1.197.1A	Cover		1	
13	772.5.029.1AB	Screw		1	
14	723.1.006.2A	Cap		1	
15	791.1.012.1A	Gasket		1	

NOTES NO.	CODE NO.	DESCRIPTION	VALIDITY	Q.TY	
-----------	----------	-------------	----------	------	---

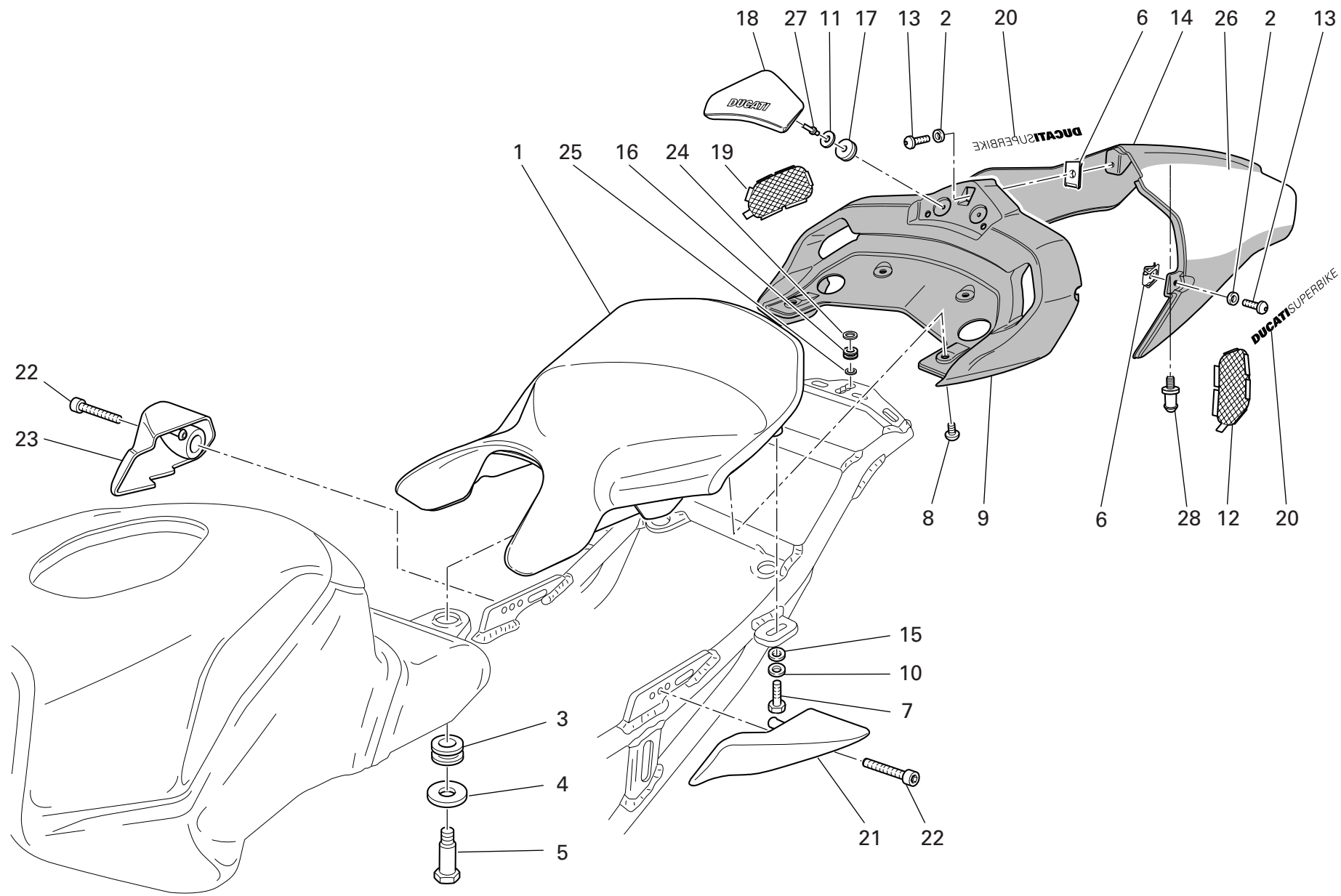
DRAWING 032a FUEL SYSTEM



DRAWING 032a FUEL SYSTEM


NOTES NO.	CODE NO.	DESCRIPTION	VALIDITY	Q.TY
1	160.2.362.2A	Complete flange		1
2	814.4.010.1A	Quick-coupling union		2
3	590.1.195.1A	Tube		1
4	590.1.198.1A	Fuel pipe (Delivery)		1
5	741.4.092.1A	collar		1
6	750.1.115.1A	Nut		3
7	425.4.010.1A	Filter		1
8	741.4.093.1A	collar		3
9	886.5.033.1A	O-ring		1
10	552.4.048.1A	Thermistor		1
11	774.5.006.1A	Self-tapping screw		1
12	590.1.199.1A	Fuel pipe (Return)		1
13	287.4.024.1B	Hose guide		2

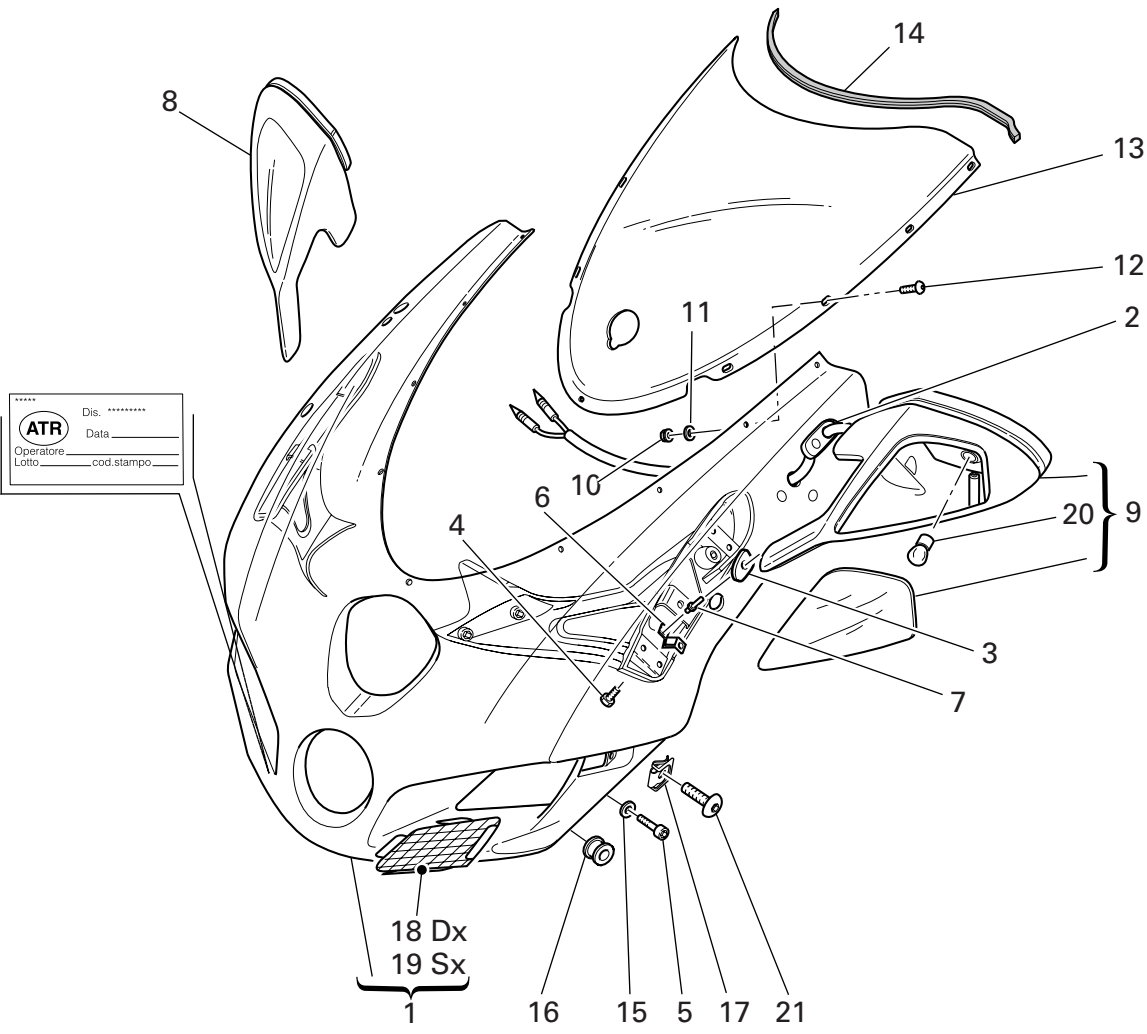
NOTES NO.	CODE NO.	DESCRIPTION	VALIDITY	Q.TY
-----------	----------	-------------	----------	------



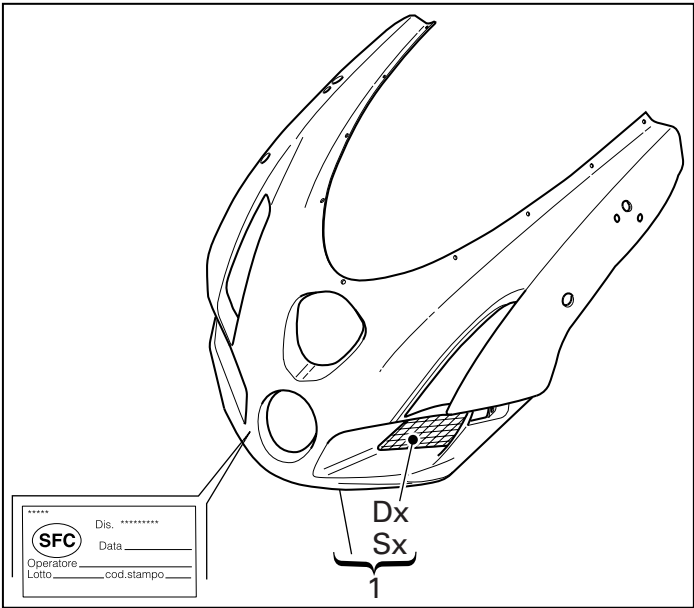
DRAWING 033 SEAT

NOTES NO.	CODE NO.	DESCRIPTION	VALIDITY	Q.TY 
1	595.1.052.1B	Seat		1
2	856.4.002.1A	Washer		3
3	700.1.041.1A	Bush		1
4	856.1.087.1A	Washer		1
5	779.1.282.1A	Special screw		1
6	850.4.055.1A	Quik fastening		3
7	771.5.067.2BB	Screw		2
8	775.1.008.3A	Screw		4
9	483.1.035.2AA	Tail section secured under the seat (RED)		1
9	483.3.035.2A	Tail section secured under the seat		1
10	852.5.009.1A	Washer		2
11	852.1.075.1A	Washer		2
12	460.1.124.1A	Net		1
13	775.1.017.1A	Screw		3
14	483.1.047.2AA	Single-seater tail guard (RED)		1
14	483.3.037.2A	Single-seater tail guard		1
15	853.5.003.1A	Washer		2
16	764.1.067.1A	Rubber pad		1
17	850.1.014.1A	Quik fastening		2
18	595.1.055.1A	Seat back		1
19	460.1.123.1A	Net		1
20	438.1.240.1AB	Sticker "DUCATI SUPERBIKE"		2
21	806.1.016.1A	L.H. handle		1
22	779.1.286.2A	Screw		2
23	806.1.015.1A	R.H. handle		1
24	852.4.170.1A	Washer		1
25	852.1.166.1A	Washer		1

NOTES NO.	CODE NO.	DESCRIPTION	VALIDITY	Q.TY 
26	437.1.132.1AA	Sticker		2
27	736.4.012.1A	Shear rivet		2
28	832.1.027.1B	Pin		1



SUPPLIERS
A : ATR
B : SFC compositi

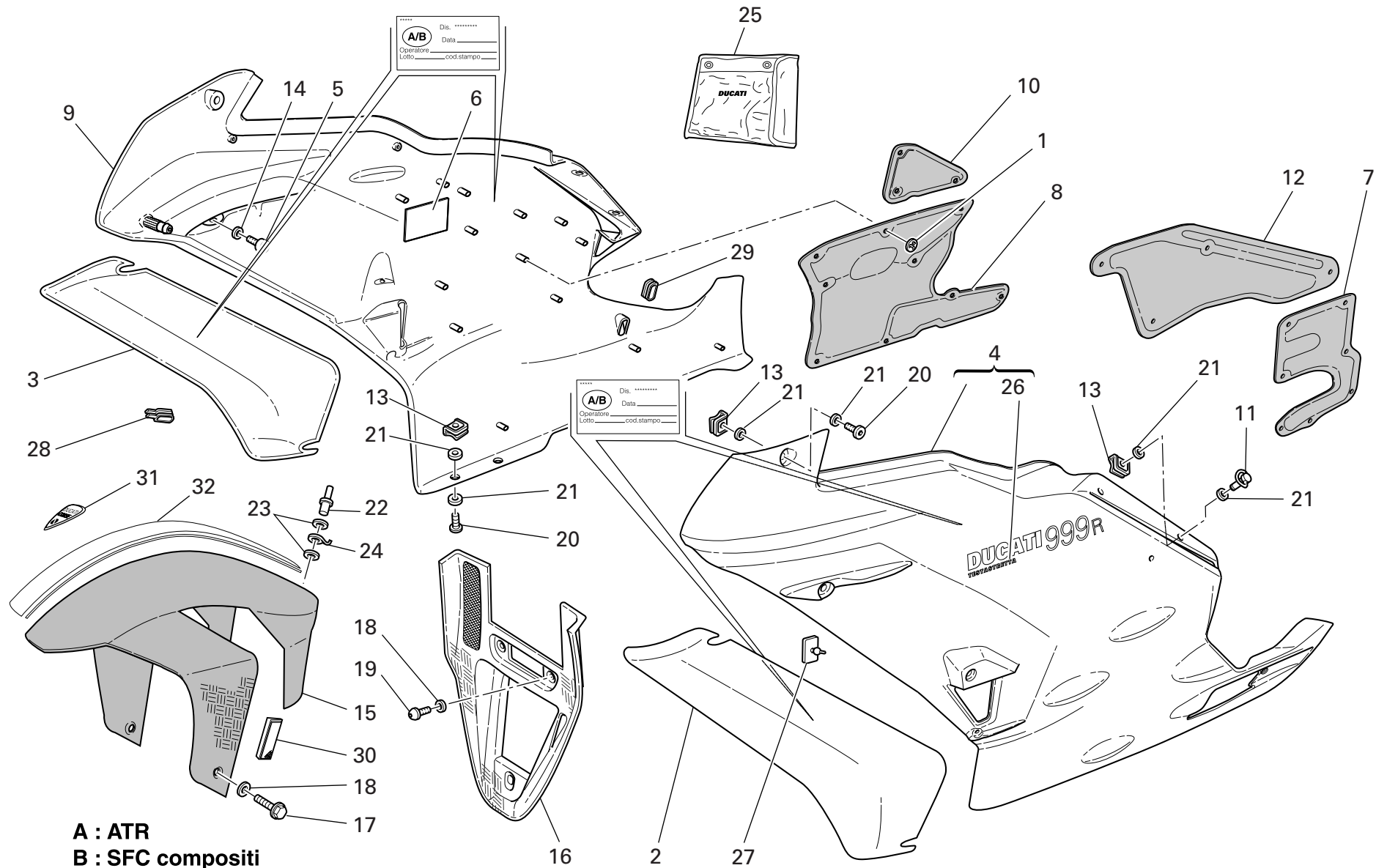


DRAWING 034 HEADLIGHT FAIRING


NOTES NO.	CODE NO.	DESCRIPTION	VALIDITY	Q.TY 
1	481.2.030.1BA	Headlight fairing (RED) (A)		1
1	481.2.030.2AA	Headlight fairing (RED) - (B)		1
1	481.3.030.1B	Headlight fairing (CARBON)		1
1	481.3.030.2A	Headlight fairing (CARBON) - (B)		1
2	764.1.078.1A	Rearview mirror rear rubber		1
3	764.1.077.1A	Rearview mirror front rubber		1
4	779.1.283.1A	Screw		2
5	772.1.041.1A	Screw		2
6	799.1.228.1A	Spring		4
7	736.4.012.1A	Shear rivet		8
8	523.2.009.1AA	R.H. rear-view mirror (RED)		1
9	523.2.010.1AA	L.H. rear-view mirror (RED)		1
10	750.1.028.1A	Nut		8
11	852.1.024.1A	Nylon washer		8
12	775.1.007.1AB	Special screw		8
13	487.2.028.2A	Windshield		1
14	764.1.060.1A	Windscreen protection rubber		1
15	852.1.156.1A	Spring washer		2
16	764.1.084.1A	Vibration damper pad		2
17	850.4.081.1A	Quik fastening		2
18	460.1.148.1A	R.H. protection (CARBON)		1
19	460.1.149.1A	L.H. protection (CARBON)		1
20	390.4.018.1A	Bulb 10W		2
21	779.1.433.1A	Screw		2

NOTES NO.	CODE NO.	DESCRIPTION	VALIDITY	Q.TY 
-----------	----------	-------------	----------	--


DRAWING 034a FAIRING



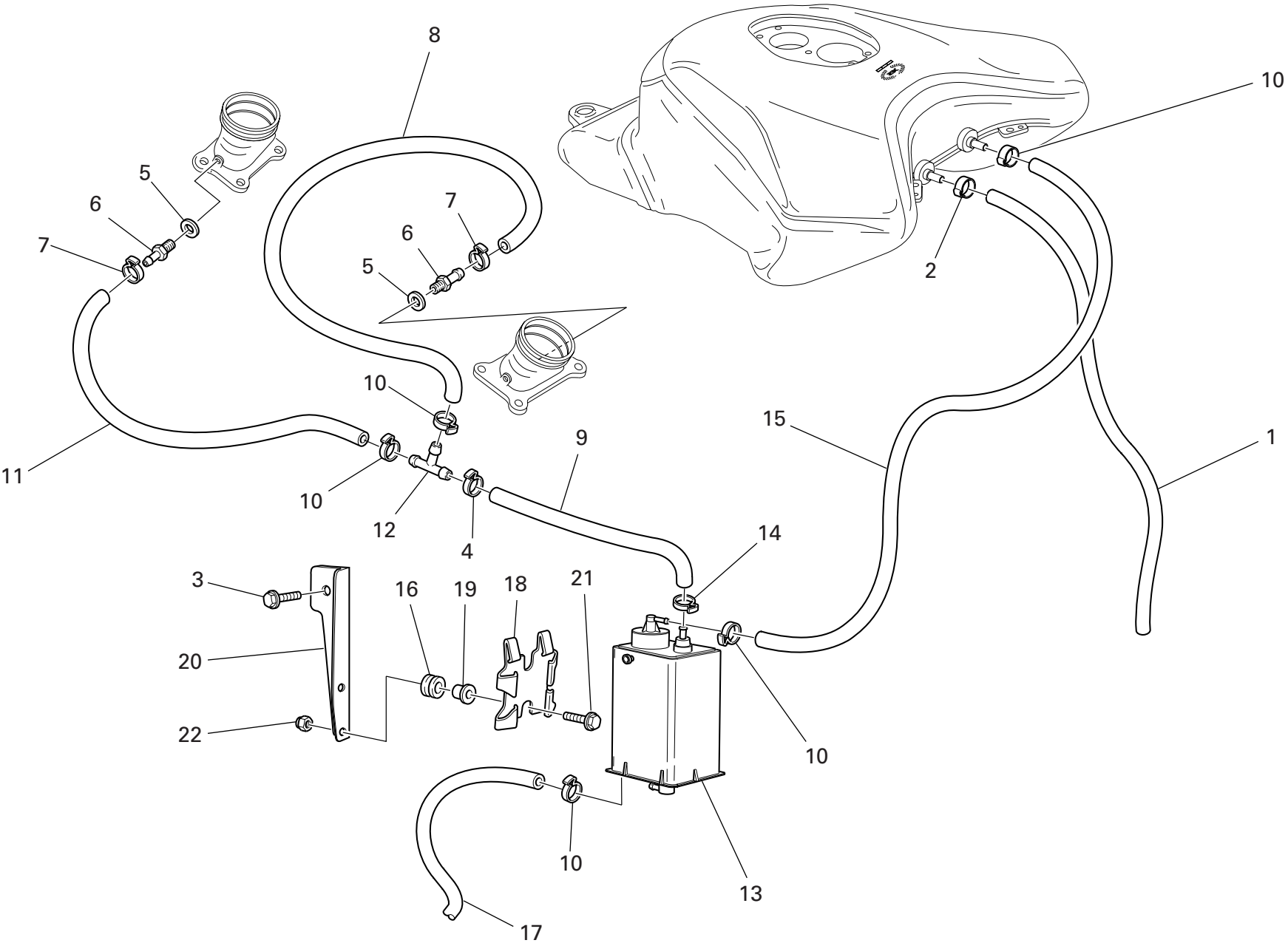
DRAWING 034a FAIRING

NOTES NO.	CODE NO.	DESCRIPTION	VALIDITY	Q.TY 
1	850.4.044.1A	Quik fastening		26
2	480.1.178.1AA	L.H. Air deflector (RED)		1
2	480.3.178.1A	L.H. Air deflector (CARBON)		1
3	480.1.177.1AA	R.H. air deflector (RED)		1
3	480.3.177.1A	R.H. air deflector (CARBON)		1
4	480.1.176.1BA	L.H. fairing (RED) (A)		1
4	480.1.176.2BA	L.H. fairing (RED) - (B)		1
4	480.3.176.1B	L.H. fairing (CARBON)		1
4	480.3.176.2B	L.H. fairing (CARBON) (B)		1
5	771.5.040.2B	Screw		6
6	926.1.003.1A	Velcro		1
7	486.1.064.2A	L.H. side panel		1
8	486.1.063.2A	R.H. side panel		1
9	480.1.175.1BA	R.H. fairing (RED)		1
9	480.1.175.2BA	R.H. fairing (RED) - (B)		1
9	480.3.175.1B	R.H. fairing (CARBON)		1
9	480.3.175.2B	R.H. fairing (CARBON) (B)		1
10	486.1.069.2A	R.H. side panel		1
11	850.4.058.1A	Pin		4
12	486.1.062.2A	L.H. side panel		1
13	850.4.049.1A	Quik fastening		11
14	856.4.002.1A	Washer		6
15	564.1.048.1AW	Front mudguard (CARBON)		1
16	484.1.048.2B	Manifold (CARBON)		1
17	772.1.061.1A	Screw		4
18	856.1.042.1A	Nylon washer		6
19	775.1.020.1A	Screw		3

CATALOGUE No: 915.1.190.2C
ISSUED: 02 - 06

NOTES NO.	CODE NO.	DESCRIPTION	VALIDITY	Q.TY 
20	850.4.050.1A	Pin		7
21	850.4.051.1A	Seal ring		22
22	736.4.013.1B	Shear rivet		1
23	852.1.075.1A	Washer		2
24	850.1.003.1A	Clip		1
25	697.2.015.1A	Tool bag		1
26	438.1.365.1AC	Sticker "testastretta" (RED)		2
27	866.1.036.1A	Rubber pad		1
28	764.1.061.1A	Seal		1
29	764.1.055.1A	Rubber pad		1
30	529.1.008.1AB	Cat's eye (AMBER)		2
31	436.1.109.1A	Sticker ((DUCATI CORSE)		1
32	438.1.371.1A	White strip		1

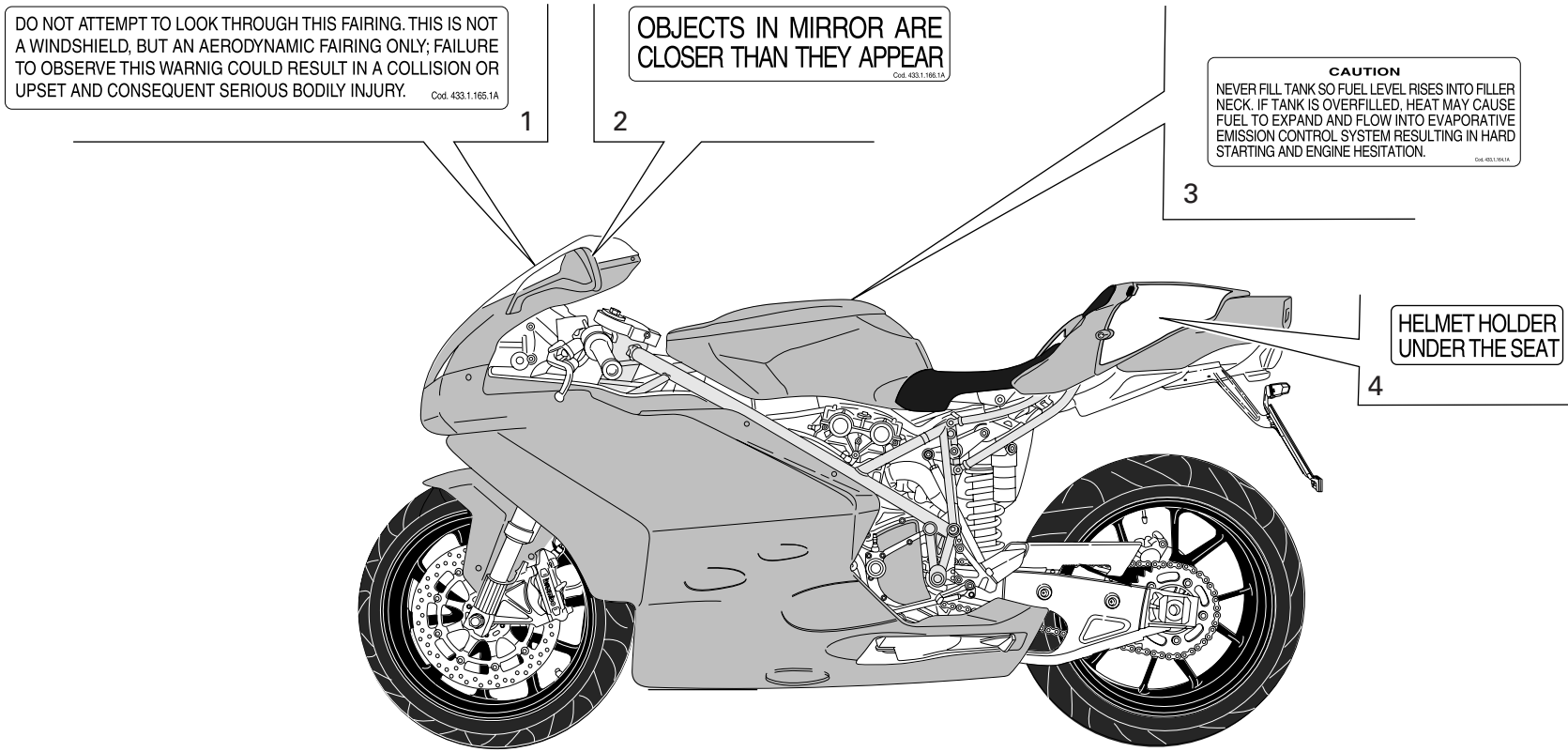
CATALOGUE No: 915.1.190.2C
ISSUED: 02 - 06



DRAWING 035 FUEL INFEED

NOTES NO.	CODE NO.	DESCRIPTION	VALIDITY	Q.TY
1	590.1.233.1A	Breather pipe		1
2	741.4.065.1A	Hose guide		1
3	772.5.032.1A	Screw		1
4	741.4.059.1A	Hose guide		1
5	852.5.023.1A	Gasket		2
6	814.1.111.2B	Union		2
7	741.4.013.1B	Hose guide		2
8	590.1.192.1A	Tube		1
9	590.1.213.1A	Tube		1
10	741.4.063.1A	Hose guide		5
11	590.1.111.1A	Fuel pipe		2
12	0361.98.850	Shunt valve		1
13	426.1.007.1B	CANISTER filter		1
14	741.4.058.1A	Hose guide		1
15	590.1.106.1A	Tube		1
16	764.1.029.1A	Rubber pad		2
17	0770.83.135	Tube		1
18	827.1.157.1A	Plate		1
19	716.1.043.1A	Spacer		2
20	830.1.281.1A	Bracket		1
21	772.5.031.1AB	Screw		2
22	749.4.004.1A	Nut		2

NOTES NO.	CODE NO.	DESCRIPTION	VALIDITY	Q.TY
-----------	----------	-------------	----------	------



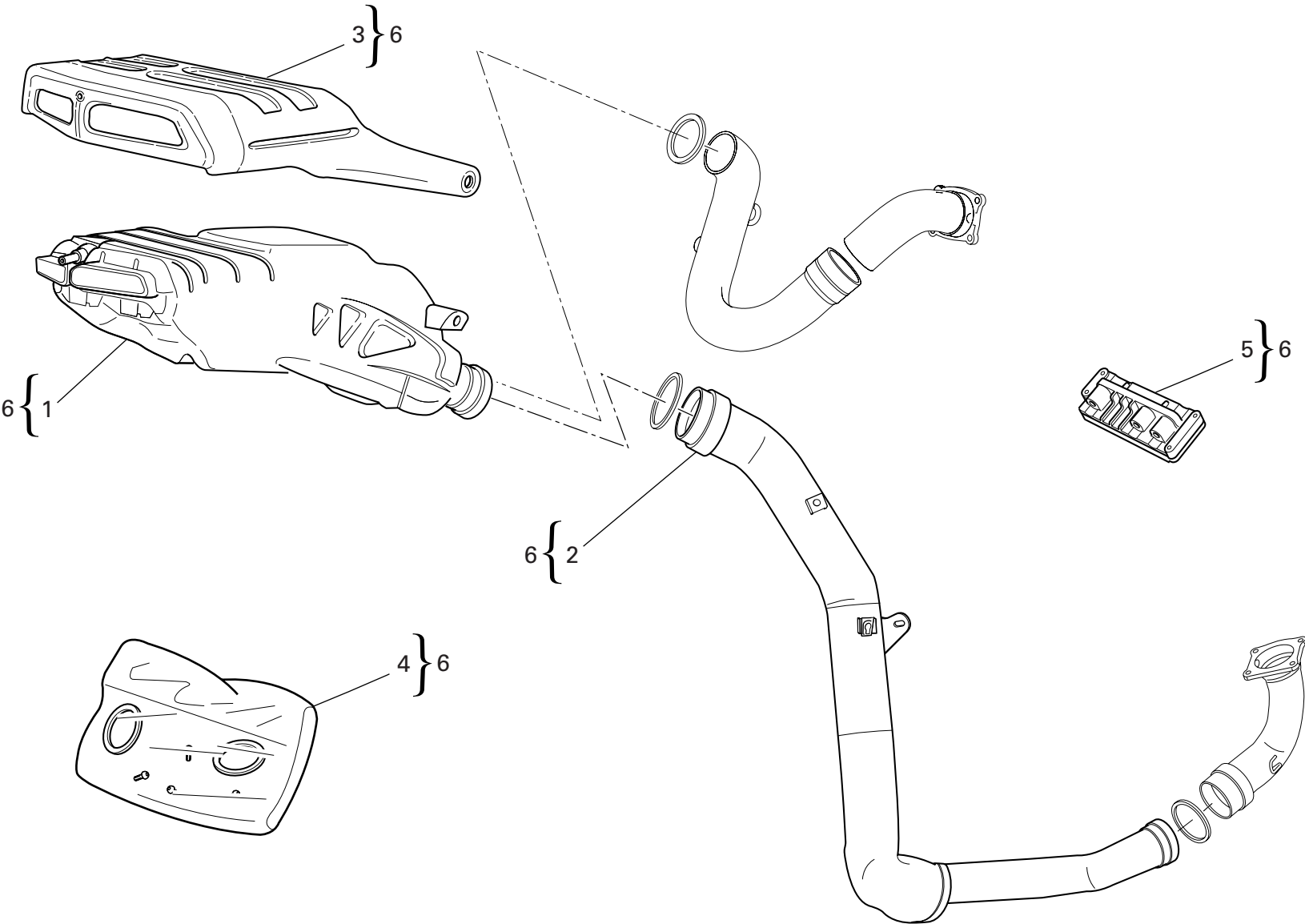
DRAWING 036 MARKING PLATES

NOTES NO.	CODE NO.	DESCRIPTION	VALIDITY	Q.TY
1	433.1.165.1A	Sticker		1
2	433.1.166.1A	Label		2
3	433.1.164.1A	Sticker		1
4	433.1.170.1A	Sticker		1


NOTES NO.	CODE NO.	DESCRIPTION	VALIDITY	Q.TY
-----------	----------	-------------	----------	------

DRAWING 037

ACCESSORY



DRAWING 037 ACCESSORY

NOTES NO.	CODE NO.	DESCRIPTION	VALIDITY	Q.TY 
1	961.1.240.3B	Exhaust silencer		1
2	961.1.270.1C	Horizontal head exhaust pipe (Termignoni)		1
3	969.5.950.3B	Silencer thermal protection (CARBON)		1
4	966.1.440.3B	Small parts kit		1
5	286.4.115.1G	Injection control unit (Kit 102Db)		1
6	699.2.274.1B	Exhaust 102Db kit		1

NOTES NO.	CODE NO.	DESCRIPTION	VALIDITY	Q.TY 

CODE No.	Drwg.	POS. N.	CODE No.	Drwg.	POS. N.	CODE No.	Drwg.	POS. N.	CODE No.	Drwg.	POS. N.	CODE No.	Drwg.	POS. N.	
0000.01199	025	43	0670.16.145	003	7	121.2.034.2A	007	4	172.1.007.1B	003	24	240.1.025.1A	009	19	
0000.33552	023	2	0670.16.150	003	3	122.2.136.1A	007	1	172.1.008.1C	003	22	242.2.054.3A	011	13	
0000.40427	029	15	0670.16.155	003	19	135.2.009.1A	017	3	172.1.009.2C	003	21	243.1.025.1AD	005	1	
0000.61078	025	26	0670.16.163	003	11	140.1.040.1A	014	10	172.1.010.2C	003	20	243.2.038.4A	005a	6	
0124.40.060	008	15	0670.16.164	003	11	146.2.119.1A	006	1	172.1.011.2C	003	23	245.1.065.1A	008	3	
0170.91.730	021	33	0670.16.165	003	15	147.1.014.1A	008	10	173.1.013.1A	012	20	245.1.066.1A	008	1	
0251.47.050	003	1	0670.16.170	003	26	148.2.222.1A	015	15	174.1.025.2A	009	12	245.1.067.1A	008	2	
0251.47.054	003	1	0670.16.171	003	26	148.2.223.1A	015	20	174.2.025.6A	009	1	246.1.073.1A	017	2	
0272.91.090	002	8	0670.16.184	003	15	148.2.224.1A	015	14	176.1.001.1A	012	6	246.1.076.1A	021	11	
0361.98.850	035	12	0670.16.185	003	15	148.2.225.1A	015	18	176.2.002.1A	012	10	247.1.002.1BC	011a	6	
0370.49.250	010	22	0670.49.310	009	26	149.1.032.3A	003	25	180.1.001.1A	002	11	247.1.120.1A	007	8	
0400.09.050	002	21	0691.91.030	027a	26	150.2.006.1B	003	2	180.1.002.1A	002	12	247.1.155.2A	007	9	
0400.17.030	004	26	0755.29.025	006	10	150.2.047.1B	003	27	180.1.008.1A	002	24	247.1.161.1A	014a	2	
0400.17.030	010	13	0755.29.025	008	12	150.2.053.2B	003	28	182.2.018.1A	002	18	247.1.163.1A	014a	1	
0400.29.125	002	34	0759.49.280	009	15	156.2.019.1A	006	5	184.1.005.1A	025	20	247.1.188.1A	019	22	
0400.29.126	002	34	0765.92.205	002	21	160.1.092.2A	026	20	187.1.002.1A	024	17	247.1.191.1A	022	8	
0400.49.240	005	13	0770.83.135	035	17	160.1.094.1A	015	21	190.2.011.1A	004	8	247.1.192.1A	022	11	
0400.49.240	011	14	0799.13.110	002	27	160.1.097.1A	012	13	194.2.015.1A	004	12	247.1.197.1A	032	12	
041.1.055.1A	001	18	0803.77.010	026	15	160.2.362.2A	032a	1	195.4.003.1A	004	22	247.1.205.1A	018	3	
041.1.191.1A	001	19	112.1.012.1AA	006	8	162.1.001.1B	004	7	196.1.001.2B	004	10	247.1.211.1A	014	2	
0659.16.555	004	1	112.1.012.1AB	006	8	170.2.032.1A	004	17	198.1.029.1A	004	13	247.1.212.1A	014	1	
0660.13.060	002	19	117.1.044.1A	025	18	171.2.062.1A	008	13	208.1.023.1A	013	3	247.1.255.1A	011a	1	
0660.13.070	002	13	117.2.006.1A	004	29	172.1.002.1B	003	10	209.1.013.6A	013	16	247.1.261.1B	015	6	
0660.13.143	002	9	117.2.034.1B	022	27	172.1.003.2C	003	8	209.1.014.6A	013	4	247.2.166.2A	011a	15	
0660.13.165	002	25	120.2.113.1A	007	10	172.1.004.2C	003	5	210.1.060.1A	013	14	251.2.008.1A	011	17	
0660.16.145	004	21	121.1.078.1B	007	3	172.1.005.2C	003	9	211.1.055.1A	013	5	254.4.001.2A	005	4	
0665.49.680	005a	1	121.1.079.1A	007	2	172.1.006.1B	003	18	225.2.125.1A	010	1	255.1.010.2B	008	18	
CATALOGUE No: ISSUED:	915.1.190.2C 02 - 06						CATALOGUE No: ISSUED:	915.1.190.2C 02 - 06							

CODE No.	Drwg.	POS. N.	CODE No.	Drwg.	POS. N.	CODE No.	Drwg.	POS. N.	CODE No.	Drwg.	POS. N.	CODE No.	Drwg.	POS. N.	
255.1.019.2A	015	22	349.1.096.1A	021a	3	417.6.011.3A	005a	7	449.1.045.1A	003	12	464.1.006.1A	022	5	
264.4.017.1A	011	1	349.2.010.1A	021a	4	417.6.082.9A	010	10	451.1.017.1A	008	23	470.2.178.2AW	022	1	
270.4.005.1A	012	1	360.1.043.1A	021	19	417.6.082.9A	010a	13	451.1.018.2A	008	6	471.1.009.3BW	027	1	
276.1.038.1A	012	16	360.1.044.1A	021	31	417.9.020.5A	024	21	451.1.042.1A	008	29	480.1.175.1BA	034a	9	
282.4.066.1A	017	5	361.1.002.1A	021	15	417.9.050.6A	018	2	451.1.043.1A	008	7	480.1.175.2BA	034a	9	
286.4.083.1N	018	15	364.1.003.1A	021	26	418.4.052.7A	015	11	451.1.044.1A	008	24	480.1.176.1BA	034a	4	
286.4.115.1G	037	5	365.2.051.1D	028	10	420.2.001.0A	002	5	455.1.010.1A	025	11	480.1.176.2BA	034a	4	
287.4.024.1B	032a	13	369.1.010.1A	028a	1	425.4.010.1A	032a	7	455.2.003.1A	002	4	480.1.177.1AA	034a	3	
301.2.194.1A	015	1	370.1.044.2A	028a	13	426.1.007.1B	035	13	456.1.006.2A	022	20	480.1.178.1AA	034a	2	
303.1.044.1AA	013	12	372.2.003.2A	028	8	426.2.018.1A	029	5	456.2.033.1A	022	19	480.3.175.1B	034a	9	
303.1.044.1AB	013	12	373.1.045.1A	028a	20	426.2.019.1A	029	16	457.2.013.1A	025	6	480.3.175.2B	034a	9	
303.1.044.1AC	013	12	373.1.046.1A	028a	22	433.1.164.1A	036	3	460.1.112.1A	019	15	480.3.176.1B	034a	4	
303.1.045.1AA	013	7	380.1.014.2A	018a	3	433.1.165.1A	036	1	460.1.119.1A	027a	13	480.3.176.2B	034a	4	
303.1.045.1AB	013	7	389.4.006.1A	018a	8	433.1.166.1A	036	2	460.1.120.2A	020	7	480.3.177.1A	034a	3	
303.1.045.1AC	013	7	389.4.006.1A	020a	10	433.1.170.1A	036	4	460.1.123.1A	033	19	480.3.178.1A	034a	2	
304.1.050.1A	013	10	389.4.007.1A	020a	10	433.1.316.1A	028a	27	460.1.124.1A	033	12	481.2.030.1BA	034	1	
304.1.050.1AB	013	10	389.4.008.1A	020a	10	436.1.109.1A	034a	31	460.1.125.2A	018	18	481.2.030.2AA	034	1	
304.1.050.1AC	013	10	389.4.013.1A	018a	8	437.1.132.1AA	033	26	460.1.148.1A	034	18	481.3.030.1B	034	1	
304.1.051.1A	013	13	389.4.013.1A	020a	10	438.1.240.1AB	033	20	460.1.149.1A	034	19	481.3.030.2A	034	1	
304.1.051.1AB	013	13	389.4.014.1A	018a	5	438.1.357.1AB	032	11	460.1.159.1A	019	30	483.1.035.2AA	033	9	
304.1.051.1AC	013	13	390.4.003.1A	027a	29	438.1.365.1AC	034a	26	460.1.160.2A	019	11	483.1.047.2AA	033	14	
340.2.241.1B	021a	2	390.4.009.1A	020	30	438.1.371.1A	034a	32	462.4.037.6A	018	7	483.3.035.2A	033	9	
340.2.242.1B	021a	1	390.4.017.1A	020	31	442.1.073.1A	017	6	462.9.012.8A	020	10	483.3.037.2A	033	14	
341.1.036.1A	021	29	390.4.018.1A	034	20	444.4.003.4A	009	20	463.2.050.5A	014	5	484.1.041.1A	029	6	
341.1.041.1A	021	21	395.4.013.1C	018	4	446.1.011.1A	028a	28	463.2.050.5A	014a	4	484.1.042.1A	029	10	
342.2.033.1A	021	1	397.2.001.2A	018	20	447.1.055.1A	028a	17	463.2.053.7A	004	15	484.1.048.2B	034a	16	
343.2.005.1A	021	4	406.1.015.1C	020	22	447.1.056.1A	028a	15	464.1.005.1A	022	12	486.1.062.2A	034a	12	
CATALOGUE No: ISSUED:	915.1.190.2C 02 - 06						CATALOGUE No: ISSUED:	915.1.190.2C 02 - 06							

CODE No.	Drwg.	POS. N.	CODE No.	Drwg.	POS. N.	CODE No.	Drwg.	POS. N.	CODE No.	Drwg.	POS. N.	CODE No.	Drwg.	POS. N.
486.1.063.2A	034a	8	520.4.023.1B	020	8	550.4.013.1A	030	12	586.1.053.1AA	032	1	612.4.008.1A	025	40
486.1.064.2A	034a	7	523.2.009.1AA	034	8	552.1.037.1A	001d	4	587.1.049.1A	032	2	612.4.016.1A	025	36
486.1.068.2A	032	10	523.2.010.1AA	034	9	552.1.038.1A	001d	5	590.1.106.1A	035	15	612.4.022.1A	024	19
486.1.069.2A	034a	10	525.1.012.1A	027a	2	552.1.039.1A	001d	7	590.1.111.1A	035	11	612.4.023.1A	023	8
487.2.028.2A	034	13	525.1.013.1A	027a	1	552.1.040.1A	001d	11	590.1.189.1A	001d	1	612.4.023.1A	024	9
492.4.075.1A	026	5	525.1.014.1A	027a	24	552.4.012.1A	020	20	590.1.190.1A	001d	2	613.4.030.1A	024	18
492.4.077.1A	026	13	525.1.019.1A	027a	16	552.4.013.1A	031	12	590.1.192.1A	035	8	613.4.038.1A	025	38
494.1.081.1A	026	24	529.1.008.1AB	034a	30	552.4.020.1A	011a	8	590.1.195.1A	032a	3	616.1.007.2A	031	6
497.2.001.2A	026	11	529.1.010.1A	027a	8	552.4.028.1A	001c	15	590.1.198.1A	032a	4	616.1.009.2A	031	2
501.2.102.1AB	026	8	531.1.001.1A	027a	23	552.4.037.1A	025	34	590.1.199.1A	032a	12	618.4.057.1A	024	23
502.2.102.1AB	026	16	531.1.002.1A	027a	22	552.4.048.1A	032a	10	590.1.213.1A	035	9	618.4.059.1A	024	13
510.1.241.1A	017	9	536.2.002.2A	020	16	553.4.005.1A	031	10	590.1.233.1A	035	1	619.4.026.1A	025	28
510.1.242.1A	027a	21	539.1.021.1A	002	6	555.2.012.1B	026	32	593.1.003.1B	010	11	624.4.034.1A	024	3
510.1.296.1A	027a	28	539.1.022.1A	022a	3	556.1.031.1A	022a	5	593.1.018.1A	009	5	625.4.009.1A	025	16
510.1.390.1A	020a	1	539.4.003.1B	025	5	556.2.032.1A	022a	10	595.1.052.1B	033	1	626.4.031.1A	023	10
510.1.391.1A	018a	1	539.4.030.1A	005	9	561.1.024.1A	027a	7	595.1.055.1A	033	18	626.4.031.1A	024	8
514.1.032.1A	001d	9	539.4.035.1A	024	6	564.1.048.1AW	034a	15	598.2.031.2D	027	4	626.4.032.1A	024	7
514.1.033.1A	001d	13	539.4.041.1A	020	32	570.1.072.1B	019	4	598.4.016.1A	021	12	630.4.026.1A	023	4
514.1.034.1A	001d	12	540.4.019.1A	018	8	570.1.074.1B	019	21	598.4.018.1A	021	13	631.4.016.1A	025	25
514.1.035.1A	001d	10	541.4.007.1A	018a	6	571.1.072.2B	019	9	60N102511	011	23	631.4.019.1A	024	2
514.1.036.1A	001d	10	541.4.007.1A	020a	9	571.1.075.2B	019	20	60N107330	018	22	632.1.028.1A	023	5
514.1.037.1A	001d	6	548.4.040.1A	030	1	573.1.064.3B	019	8	60N107330	024	22	650.4.008.1B	021	17
514.1.038.1A	001d	14	548.4.041.2A	030	7	576.1.046.1A	019	37	610.4.053.1A	024	14	651.4.013.1A	021	30
514.1.040.1A	018	17	548.4.042.1A	016	12	576.1.047.1A	019	38	610.4.054.1A	024	11	652.4.006.1A	021	10
516.4.003.1B	020a	3	548.4.043.1A	016	1	576.1.048.1A	019	39	611.4.020.1A	025	37	654.2.016.1A	021	39
518.4.004.1C	021	37	549.1.030.1A	016	7	585.1.034.1A	029	7	612.4.005.1A	023	3	656.2.001.1A	021	32
520.4.022.1C	020	15	550.4.012.1A	030	10	585.4.004.1A	024	12	612.4.005.1A	024	25	668.1.001.3A	011a	14
CATALOGUE No: ISSUED:	915.1.190.2C 02 - 06						CATALOGUE No: ISSUED:	915.1.190.2C 02 - 06						

CODE No.	Drwg.	POS. N.	CODE No.	Drwg.	POS. N.	CODE No.	Drwg.	POS. N.	CODE No.	Drwg.	POS. N.	CODE No.	Drwg.	POS. N.
670.4.030.1A	018a	4	702.4.033.1A	010	21	711.1.072.1A	010a	21	713.1.209.1A	021	20	73503.3380	010a	10
672.1.030.1A	017	11	702.4.033.1A	010a	2	711.1.091.2A	015	10	713.1.210.1A	021	28	73503.3380	011	5
676.2.043.1A	026	28	702.4.038.1A	026	30	711.1.092.2A	007	12	713.1.235.1A	024	16	73503.3804	008	26
676.4.037.1A	026	27	702.4.058.1A	008	25	711.1.092.2A	015	4	713.1.239.1A	028	2	736.4.012.1A	033	27
677.4.003.1A	001b	3	702.5.008.1A	010	6	711.1.095.1A	010a	7	713.1.304.1A	030	5	736.4.012.1A	034	7
680.5.003.1A	015	19	702.5.008.1A	011	4	711.1.113.1A	022a	4	714.1.047.1A	026	7	736.4.013.1B	034a	22
684.1.054.1A	008	27	702.5.016.1A	004	14	712.1.029.1A	028a	9	714.1.057.1A	026	14	737.4.012.4A	008	22
684.1.056.1A	020	18	702.5.019.1A	010a	1	712.1.030.1A	028a	12	715.1.003.1A	028	5	741.1.010.1A	018a	10
684.1.057.1A	020	19	702.5.044.1A	003	29	712.1.034.1A	022	17	716.1.003.1A	016	3	741.1.012.1A	018a	11
685.5.002.1A	025	14	702.5.045.1A	028a	10	712.1.034.1A	025	10	716.1.043.1A	035	19	741.1.012.1A	024	10
697.2.015.1A	034a	25	702.5.050.1A	026	21	713.1.011.1A	003	15	716.1.072.2A	008	20	741.1.013.1A	018a	12
698.1.033.1A	001d	15	703.1.013.1A	021	9	713.1.012.1B	004	31	716.1.073.2A	008	17	741.1.029.1A	029	11
699.2.274.1B	037	6	703.5.002.2A	015	24	713.1.014.1A	003	11	716.1.107.1B	019	26	741.1.030.1B	024	20
700.1.005.1A	026	17	703.5.006.2A	008	21	713.1.014.1B	003	11	716.1.108.1A	027a	19	741.4.001.1A	031	20
700.1.036.1A	012	23	70610.8120	004	11	713.1.014.1E	003	11	716.1.111.1A	020a	11	741.4.002.1A	007	15
700.1.041.1A	033	3	707006N02	025	41	713.1.014.1F	003	11	72094.1616	010	17	741.4.002.1A	031	8
701.4.004.1A	028	7	710.1.001.1A	009	13	713.1.082.1A	019	6	72121.2106	006	4	741.4.013.1B	035	7
701.4.005.1A	003	4	710.1.002.1A	004	23	713.1.128.1B	011	12	723.1.006.2A	032	14	741.4.019.1A	031	19
701.4.008.1A	012	21	710.1.025.1A	028	11	713.1.140.1A	010a	4	729906FN1	018	6	741.4.025.1A	030	8
701.4.017.1A	028a	6	710.1.032.1A	010	26	713.1.157.1A	003	13	729906FN1	019	18	741.4.025.1A	031	3
702.4.004.1A	021	3	710.1.032.1A	010a	20	713.1.184.1A	026	22	734006N01	011a	23	741.4.038.1A	017	7
702.4.009.1A	011	11	710.1.061.1A	006	7	713.1.186.1A	026	23	734306N01	010a	24	741.4.038.1A	018a	2
702.4.010.2A	011	9	710.1.084.1A	026	19	713.1.187.1A	028a	11	734306N01	011	21	741.4.038.1A	025	44
702.4.013.1A	010	19	710.1.090.1A	028a	4	713.1.192.1A	025	33	73500.1440	012	11	741.4.038.1A	030	2
702.4.017.1A	004	20	710.1.113.1A	010	4	713.1.196.1A	026	4	73500.1542	002	15	741.4.043.1A	025	17
702.4.018.1A	012	19	710.1.114.1A	010a	12	713.1.197.3A	026	9	73500.2054	008	9	741.4.058.1A	035	14
702.4.020.1A	010a	11	711.1.072.1A	010	27	713.1.205.1A	025	31	73503.3380	010	9	741.4.059.1A	035	4
CATALOGUE No: ISSUED:			915.1.190.2C 02 - 06			CATALOGUE No: ISSUED:			915.1.190.2C 02 - 06					

CODE No.	Drwg.	POS. N.	CODE No.	Drwg.	POS. N.	CODE No.	Drwg.	POS. N.	CODE No.	Drwg.	POS. N.	CODE No.	Drwg.	POS. N.
741.4.063.1A	035	10	749.4.004.1A	022	21	764.1.011.1A	025	12	76401.0009	028	16	771.5.065.8B	015	13
741.4.065.1A	035	2	749.4.004.1A	032	4	764.1.022.1A	016	2	76401.0010	028	13	771.5.066.8B	011a	16
741.4.067.1A	014	9	749.4.004.1A	035	22	764.1.022.1A	020	21	76402.0002	003	17	771.5.066.8B	012	22
741.4.092.1A	032a	5	749.4.009.1A	019	40	764.1.022.1A	030	4	766.1.020.1A	015	2	771.5.066.8B	015	28
741.4.093.1A	032a	8	750.1.002.1B	004	25	764.1.024.1A	019	5	766.1.045.1A	010	16	771.5.067.2BB	033	7
741.4.099.1A	025	29	750.1.007.1A	003	32	764.1.028.1A	017	12	766.4.019.1A	013	20	771.5.067.8B	002	28
741.4.101.1A	031	16	750.1.012.2A	006	14	764.1.029.1A	035	16	76835.1134	002	10	771.5.067.8B	009	16
741.5.033.1B	029	2	750.1.021.1A	028	12	764.1.041.1A	031	14	770.5.250.8B	010a	5	771.5.067.8B	011a	13
74172.1008	008	16	750.1.022.1A	028	15	764.1.042.1A	019	14	770.5.250.8B	011	6	771.5.069.8B	005	5
74224.0570	004	24	750.1.028.1A	034	10	764.1.045.1A	031	15	771.1.016.1A	028	18	771.5.069.8B	009	10
746.4.006.1A	019	34	750.1.047.1A	015	7	764.1.047.1A	020	29	771.1.026.1A	005	2	771.5.069.8B	011a	11
746.4.007.1A	019	41	750.1.057.1A	006	13	764.1.050.1A	022	26	771.1.027.1A	005	8	771.5.069.8B	012	5
747.5.003.1A	021	38	750.1.061.1A	028a	21	764.1.051.1A	022	25	771.1.031.1A	028	1	771.5.069.8B	015	5
747.5.003.1A	022	23	750.1.062.1A	022	2	764.1.055.1A	034a	29	771.1.226.1A	025	30	771.5.070.2BB	019	17
747.5.003.1A	025	42	750.1.112.1B	028	17	764.1.056.1A	029	17	771.4.014.1A	023	9	771.5.071.8B	011a	12
747.5.005.1B	025	7	750.1.115.1A	032a	6	764.1.059.1A	020	28	771.4.014.1A	024	1	771.5.071.8B	012	24
748.1.014.1A	026	10	750.1.121.1A	012	3	764.1.060.1A	034	14	771.5.040.2B	034a	5	771.5.071.8B	014a	8
748.1.024.1A	019	1	750.1.125.1A	028a	19	764.1.061.1A	034a	28	771.5.041.8B	016	13	771.5.072.8B	010a	14
748.1.036.1A	027a	10	750.4.010.1A	020	5	764.1.062.1A	018	1	771.5.043.8B	004	4	771.5.072.8B	031	5
748.1.040.1A	002	23	750.5.001.1A	032	3	764.1.063.1A	019	28	771.5.064.8B	011	16	771.5.073.2B	011	2
748.1.044.1A	008	8	75113.2566	004	18	764.1.064.1A	027a	3	771.5.064.8B	031	7	771.5.078.8B	005	3
748.1.050.1A	010	14	75162.2566	026	6	764.1.067.1A	033	16	771.5.065.2BB	004	28	771.5.078.8B	012	12
748.4.024.1AB	026	25	75191.3380	010	5	764.1.077.1A	034	3	771.5.065.2BB	011a	21	771.5.079.8B	005	17
748.4.035.1A	027	3	756.1.007.1A	028a	2	764.1.078.1A	034	2	771.5.065.8B	007	5	771.5.080.8B	010a	15
748.4.037.1AB	028	3	75794.1542	010a	9	764.1.084.1A	018	13	771.5.065.8B	011a	2	771.5.085.9C	010a	25
749.4.002.1A	021	36	764.1.003.1B	004	6	764.1.084.1A	034	16	771.5.065.8B	014	3	771.5.123.8B	002	30
749.4.004.1A	020a	5	764.1.011.1A	022	18	764.4.054.1A	013	8	771.5.065.8B	014a	3	771.5.127.8C	027	2
CATALOGUE No: ISSUED:			915.1.190.2C 02 - 06			CATALOGUE No: ISSUED:			915.1.190.2C 02 - 06					

INDEX

CODE No.	Drwg.	POS. N.	CODE No.	Drwg.	POS. N.	CODE No.	Drwg.	POS. N.	CODE No.	Drwg.	POS. N.	CODE No.	Drwg.	POS. N.
771.5.129.8B	009	8	772.1.061.1A	020a	8	775.1.017.1A	033	13	779.1.198.2A	011a	3	779.1.415.1A	024	26
771.5.136.8B	010a	17	772.1.061.1A	034a	17	775.1.018.1A	027a	12	779.1.203.2A	002	7	779.1.433.1A	034	21
771.5.154.8B	022a	9	772.5.029.1AB	020	4	775.1.019.1A	018a	13	779.1.213.1A	022	24	779.1.465.1A	024	24
771.5.637.8B	022	6	772.5.029.1AB	025	19	775.1.020.1A	028a	29	779.1.237.1B	025	8	779.4.005.2A	022a	1
771.5.665.8B	022	16	772.5.029.1AB	032	13	775.1.020.1A	034a	19	779.1.252.1A	021	35	779.4.075.1A	011	3
771.5.665.8B	025	35	772.5.031.1AB	020	2	775.1.022.1A	016	14	779.1.260.1A	019	13	779.4.076.1A	030	11
771.5.666.8B	018	9	772.5.031.1AB	035	21	775.1.022.1A	018	21	779.1.261.1A	031	1	779.5.030.2A	015	25
771.5.666.8B	021	24	772.5.032.1A	020a	6	775.1.029.1A	027a	15	779.1.274.1B	017	10	780.1.005.1A	010a	6
771.5.666.8B	022	29	772.5.032.1A	027a	11	775.1.031.1B	019	10	779.1.279.1C	027a	5	780.1.007.1A	019	25
771.5.667.8B	022	14	772.5.032.1A	035	3	775.1.033.1A	019	32	779.1.282.1A	033	5	780.1.018.1A	009	2
771.5.669.8B	010	28	772.5.033.1AB	030	3	775.1.033.1A	032	8	779.1.283.1A	034	4	780.5.001.1A	005	15
771.5.669.8B	010a	22	772.5.034.1A	018	16	775.1.034.1AB	018	12	779.1.286.2A	033	22	780.5.001.1A	011a	18
771.5.673.8B	021	25	772.5.035.1A	020	23	775.1.035.1B	019	24	779.1.293.1A	025	15	781.1.009.1A	016	11
771.5.723.8B	021	6	772.5.038.1AB	019	7	775.1.035.1B	020a	4	779.1.298.1A	021	16	786.1.088.1A	007	13
771.5.723.8B	022	7	772.5.038.1AB	020	12	777.5.049.8B	011a	7	779.1.301.1AB	030	6	787.1.011.1A	016	4
771.5.723.8B	025	39	773.5.061.8B	014	7	778.5.009.1A	021	41	779.1.311.1A	026	12	788.1.052.1A	005	14
771.5.725.8B	021	18	773.5.069.8B	008	4	778.5.012.1A	013	21	779.1.318.1A	016	9	788.1.054.2A	012	4
771.5.727.8B	021	22	774.5.002.1B	017	1	779.1.026.2A	010	3	779.1.331.1A	024	15	788.1.062.1A	015	9
771.5.752.8B	010a	23	774.5.006.1A	032a	11	779.1.029.2A	010a	16	779.1.334.1A	019	31	788.1.064.1A	014	6
771.5.754.8B	025	2	775.1.006.1A	010	29	779.1.039.1A	002	3	779.1.366.1AB	023	6	788.1.064.1A	014a	5
771.5.937.8B	028	4	775.1.007.1AB	034	12	779.1.060.1A	021	8	779.1.366.1AB	025	22	788.1.065.1A	009	17
771.5.938.8B	028	9	775.1.008.3A	020	6	779.1.109.1A	006	2	779.1.371.1A	021a	5	788.1.076.1A	011a	9
772.1.028.1A	028a	3	775.1.008.3A	028a	16	779.1.114.1A	006	9	779.1.372.1A	028a	26	788.1.076.1AA	011a	9
772.1.041.1A	034	5	775.1.008.3A	029	4	779.1.162.2A	009	27	779.1.373.1A	028a	18	788.1.076.1AB	011a	9
772.1.042.1A	029	14	775.1.008.3A	033	8	779.1.187.1A	008	5	779.1.397.1A	023	1	790.1.004.1A	019	2
772.1.043.1A	029	13	775.1.017.1A	027a	20	779.1.189.1A	015	12	779.1.397.1A	024	5	790.1.009.1A	019	36
772.1.060.1A	020	33	775.1.017.1A	032	5	779.1.190.1A	015	3	779.1.399.1A	026	3	790.1.010.1A	019	35
CATALOGUE No: ISSUED:			915.1.190.2C 02 - 06			CATALOGUE No: ISSUED:			915.1.190.2C 02 - 06					

CODE No.	Drwg.	POS. N.	CODE No.	Drwg.	POS. N.	CODE No.	Drwg.	POS. N.	CODE No.	Drwg.	POS. N.	CODE No.	Drwg.	POS. N.	
791.1.012.1A	032	15	8000.50454	029	3	821.1.162.1A	025	13	830.1.235.1A	011	15	840.1.185.1AS	13	11	
791.1.058.1B	017	13	8000.53724	018a	7	821.1.170.1A	022	13	830.1.261.1A	010	24	840.1.185.1AT	13	11	
791.1.060.1A	018	5	8000.56359	019	19	821.1.171.1A	018	14	830.1.262.1A	010a	18	840.1.185.1AU	13	11	
791.2.040.1A	007	18	8000.62652	019	16	821.1.184.1A	020	27	830.1.263.2A	027a	6	840.1.186.1A	013	9	
799.1.025.1A	002	20	8000.70119	026	29	821.1.213.1A	013	17	830.1.281.1A	035	20	840.1.186.1AA	13	9	
799.1.048.2A	019	3	8000.70139	001b	8	821.1.214.1A	013	15	832.1.026.1A	028a	14	840.1.186.1AB	13	9	
799.1.049.1A	002	1	806.1.015.1A	033	23	821.1.215.1A	013	2	832.1.027.1B	033	28	840.1.186.1AC	13	9	
799.1.051.2A	006	3	806.1.016.1A	033	21	821.1.216.1A	013	1	835.1.005.1B	020	11	840.1.186.1AD	13	9	
799.1.055.1A	009	3	808.2.047.1A	021	42	824.1.083.1A	022	9	840.1.185.1A	013	11	840.1.186.1AE	13	9	
799.1.083.1B	025	4	814.1.081.1A	007	14	824.1.084.1A	022	28	840.1.185.1AA	13	11	840.1.186.1AF	13	9	
799.1.095.1A	013	18	814.1.111.2B	035	6	825.1.028.2A	025	32	840.1.185.1AB	13	11	840.1.186.1AG	13	9	
799.1.096.1A	013	19	814.1.114.1A	001d	8	826.1.009.1A	002	33	840.1.185.1AC	13	11	840.1.186.1AH	13	9	
799.1.158.1A	022a	8	814.1.117.1A	014a	7	826.1.012.1A	010	18	840.1.185.1AD	13	11	840.1.186.1AI	13	9	
799.1.166.1A	022	3	814.4.010.1A	032a	2	826.1.015.1A	020	26	840.1.185.1AE	13	11	840.1.186.1AJ	13	9	
799.1.171.1A	021	40	815.1.022.1A	016	5	827.1.157.1A	035	18	840.1.185.1AF	13	11	840.1.186.1AK	13	9	
799.1.228.1A	034	6	815.1.028.1A	009	21	829.1.078.1A	025	1	840.1.185.1AG	13	11	840.1.186.1AL	13	9	
799.2.077.2A	009	14	818.2.009.1A	004	3	829.1.190.1A	018a	9	840.1.185.1AH	13	11	840.1.186.1AM	13	9	
799.2.159.1A	022a	7	819.1.040.1A	028a	23	829.1.190.1A	020a	2	840.1.185.1AI	13	11	840.1.186.1AN	13	9	
800.1.083.1A	031	9	819.1.043.1A	026	1	829.1.366.1A	022a	6	840.1.185.1AJ	13	11	840.1.186.1AO	13	9	
800.1.112.1A	031	4	821.1.001.1A	002	26	829.1.369.3A	020	3	840.1.185.1AK	13	11	840.1.186.1AP	13	9	
800.1.113.1A	031	17	821.1.009.1B	026	18	829.1.370.3B	020	9	840.1.185.1AL	13	11	840.1.186.1AQ	13	9	
800.1.122.1A	007	17	821.1.051.1AB	022	4	829.1.386.1A	020a	7	840.1.185.1AM	13	11	840.1.186.1AR	13	9	
800.1.123.1A	007	16	821.1.052.1AB	025	9	829.1.401.1A	020	24	840.1.185.1AN	13	11	840.1.186.1AS	13	9	
800.2.121.1A	030	9	821.1.070.1A	002	17	829.1.419.1A	018	10	840.1.185.1AO	13	11	840.1.186.1AT	13	9	
8000.36230	027a	27	821.1.133.1A	012	8	829.1.439.1A	010	30	840.1.185.1AP	13	11	840.1.186.1AU	13	9	
8000.36726	027a	30	821.1.134.1A	022a	2	829.2.604.1A	020	1	840.1.185.1AQ	13	11	841.1.002.2A	004	2	
8000.50450	029	8	821.1.159.1A	016	15	829.2.605.1A	020	14	840.1.185.1AR	13	11	845.4.005.1B	013	6	
CATALOGUE No: ISSUED:	915.1.190.2C 02 - 06						CATALOGUE No: ISSUED:	915.1.190.2C 02 - 06							

CODE No.	Drwg.	POS. N.	CODE No.	Drwg.	POS. N.	CODE No.	Drwg.	POS. N.	CODE No.	Drwg.	POS. N.	CODE No.	Drwg.	POS. N.
848.2.002.1A	021	23	852.1.075.1A	034a	23	852.1.161.1A	018	23	853.1.002.1A	009	9	872.1.016.1A	028a	7
848.5.002.1A	022	22	852.1.094.1A	002	19	852.1.162.1A	027a	17	853.1.003.1A	012	2	872.1.036.2A	020	13
850.1.003.1A	034a	24	852.1.104.1A	006	11	852.1.163.1A	019	27	853.1.004.1A	009	11	872.1.037.2A	020	17
850.1.014.1A	033	17	852.1.104.1B	006	11	852.1.166.1A	033	25	853.5.003.1A	033	15	872.1.042.1A	028a	8
850.4.041.1A	018	19	852.1.104.1C	006	11	852.1.172.1A	002	29	855.5.000.1A	018a	14	872.4.043.1A	017	4
850.4.044.1A	034a	1	852.1.104.1D	006	11	852.1.172.1A	011	7	856.1.001.1A	003	6	872.4.044.1A	028a	25
850.4.047.1A	027a	14	852.1.104.1E	006	11	852.1.174.1A	002	31	856.1.023.1A	027a	18	873.1.005.1A	015	26
850.4.049.1A	034a	13	852.1.104.1F	006	11	852.1.176.1A	014a	10	856.1.031.1A	003	16	875.1.048.2A	016	10
850.4.050.1A	034a	20	852.1.104.1G	006	11	852.1.176.1A	015	29	856.1.042.1A	034a	18	875.1.065.1A	001d	3
850.4.051.1A	034a	21	852.1.104.1H	006	11	852.1.195.1A	005	10	856.1.061.2A	015	8	875.1.073.1A	028	14
850.4.052.1A	027a	9	852.1.104.1I	006	11	852.1.195.1A	009	7	856.1.062.2A	008	19	876.1.086.1A	017	8
850.4.055.1A	033	6	852.1.104.1J	006	11	852.4.008.1A	010	25	856.1.064.2A	010	15	876.2.003.1A	029	1
850.4.058.1A	034a	11	852.1.104.1K	006	11	852.4.008.1A	010a	19	856.1.074.2A	015	23	876.2.004.1A	029	9
850.4.064.1A	019	29	852.1.104.1L	006	11	852.4.170.1A	033	24	856.1.075.1A	012	17	877.1.090.1A	027a	25
850.4.081.1A	034	17	852.1.104.1M	006	11	852.5.009.1A	033	10	856.1.079.2A	012	9	877.1.091.1A	025	21
851.1.001.1B	004	9	852.1.104.1N	006	11	852.5.023.1A	011a	17	856.1.087.1A	033	4	881.1.012.1A	002	32
851.1.004.1A	003	31	852.1.105.1AB	003	26	852.5.023.1A	035	5	856.1.091.1A	019	33	881.1.030.1A	011	22
851.1.010.1A	006	12	852.1.105.1AG	003	26	852.5.024.1A	005	16	856.4.002.1A	033	2	881.1.030.1A	014a	9
851.1.013.1A	008	14	852.1.114.1A	011	10	852.5.024.1A	011a	19	856.4.002.1A	034a	14	881.1.034.1A	012	18
851.4.001.1A	004	5	852.1.120.1A	011a	22	852.5.024.1A	016	8	860.1.004.1A	010	23	881.1.040.1A	032	9
852.1.005.1A	002	14	852.1.135.1A	005a	3	852.5.024.1A	019	12	860.1.004.1A	011a	20	881.2.001.1A	004	19
852.1.024.1A	034	11	852.1.148.1B	027a	4	852.5.024.1A	023	7	861.5.013.1A	021	34	882.1.003.1A	008	11
852.1.053.2A	002	2	852.1.151.1A	022	15	852.5.024.1A	024	4	863.1.002.1A	012	14	882.1.006.1A	002	16
852.1.068.1A	028a	24	852.1.154.1A	025	3	852.5.024.1A	025	23	866.1.036.1A	020	25	882.1.012.1A	012	15
852.1.071.1A	021	7	852.1.156.1A	034	15	852.5.025.1A	014	8	866.1.036.1A	034a	27	884.4.006.1A	026	26
852.1.072.1A	019	23	852.1.158.1A	025	24	852.5.026.1A	010	2	866.1.044.1A	016	16	884.4.042.1A	009	24
852.1.075.1A	033	11	852.1.160.1A	018	11	853.1.002.1A	008	28	872.1.015.1A	021	14	884.5.001.1A	021	5
CATALOGUE No: ISSUED:	915.1.190.2C 02 - 06						CATALOGUE No: ISSUED:	915.1.190.2C 02 - 06						

CODE No.	Drwg.	POS. N.	CODE No.	Drwg.	POS. N.	CODE No.	Drwg.	POS. N.	CODE No.	Drwg.	POS. N.	CODE No.	Drwg.	POS. N.
884.5.003.1A	022	10	88713.1057	001b	11	88713.2066	001a	17	88765.1126L	001c	19	88765.1373	001c	27
884.5.011.1A	011	8	88713.1058	001b	7	88713.2068	001a	1	88765.1126M	001c	18	88765.1374	001c	28
884.5.013.1A	005a	4	88713.1062	001b	10	88713.2069	001a	2	88765.1126N	001c	7	88765.1375AF	001	7
884.5.034.1A	002	22	88713.1068	001b	2	88713.2102	001a	4	88765.1126P	001c	10	88765.1375BF	001	7
884.5.036.1A	009	25	88713.1071	001b	9	88713.2133	001	12	88765.1126Q	001c	5	88765.1375CF	001	7
884.5.036.1A	012	7	88713.1072	001b	1	88713.2346	001	17	88765.1126R	001c	3	88765.1375DF	001	7
886.4.003.1A	011a	10	88713.1074	001b	4	88713.2409	001b	12	88765.1126S	001c	22	88765.1375EF	001	7
886.4.033.1A	009	4	88713.1077	001b	5	88713.2669	001	20	88765.1126T	001c	23	893.1.003.1A	030	14
886.4.034.1A	009	18	88713.1091	001	11	88713.2676	001	1	88765.1126T	001d	16	893.1.005.1A	005	11
886.4.035.1A	011a	5	88713.1344	001b	13	88765.0999	001	6	88765.1126U	001c	20	893.2.006.2A	010	7
886.4.037.1A	009	6	88713.1429	001	2	88765.1000	001	5	88765.1126V	001c	8	893.4.005.1A	025	27
886.4.043.1A	004	27	88713.1749	001a	13	88765.1005	001	5	88765.1126Z	001c	1	893.4.006.1A	030	13
886.4.048.1A	031	13	88713.1791	001a	14	88765.1006	001	5	88765.1181	001a	5	894.1.014.1A	009	23
886.4.055.1A	032	7	88713.1805	001a	3	88765.1073	001c	21	88765.1188	001a	12	895.2.003.1A	032	6
886.5.007.1A	015	16	88713.1806	001a	6	88765.1074	001c	21	88765.1241	001d	0	913.7.081.1N	027	5
886.5.011.1A	007	7	88713.1821	001a	9	88765.1075	001c	21	88765.1242	001d	0	914.7.023.1A	001c	2
886.5.014.1A	021	27	88713.1832	001	9	88765.1076	001c	21	88765.1243	001d	0	914.7.023.1B	001c	2
886.5.015.1A	016	6	88713.1886	001	13	88765.1077	001c	21	88765.1244	001d	0	914.7.023.1C	001c	2
886.5.033.1A	032a	9	88713.1904	001a	15	88765.1126	001c	6	88765.1245	001d	0	914.7.023.1D	001c	2
886.5.042.1A	027a	31	88713.1906	001a	19	88765.1126A	001c	4	88765.1298	001	3	914.7.023.1E	001c	2
88700.5665	001	10	88713.1914	001a	18	88765.1126B	001c	12	88765.1369A	001c	24	926.1.003.1A	034a	6
88700.5749	001	14	88713.1920	001a	8	88765.1126C	001c	11	88765.1369B	001c	24	930.1.004.1A	021	2
88713.0123	001	4	88713.1980	001a	16	88765.1126D	001c	14	88765.1369C	001c	24	930.4.011.1A	028	6
88713.0869	001	15	88713.1994	001a	10	88765.1126E	001c	9	88765.1369D	001c	24	930.4.020.1A	015	27
88713.0870	001	16	88713.2011	001a	7	88765.1126F	001c	13	88765.1369E	001c	24	930.4.021.1A	005a	2
88713.1010	001a	20	88713.2036	001	8	88765.1126G	001c	17	88765.1371	001c	25	930.4.022.1A	010	20
88713.1037	001b	6	88713.2060	001a	11	88765.1126H	001c	16	88765.1372	001c	26	930.4.023.1A	003	14
CATALOGUE No: ISSUED:			915.1.190.2C 02 - 06			CATALOGUE No: ISSUED:			915.1.190.2C 02 - 06					

INDEX

CODE No.	Drwg.	POS. N.	CODE No.	Drwg.	POS. N.	CODE No.	Drwg.	POS. N.	CODE No.	Drwg.	POS. N.	CODE No.	Drwg.	POS. N.
930.4.030.1A	007	6	94247.0014	010a	3									
930.4.034.1A	005	6	94247.0014	011	18									
930.4.035.1A	004	16	94460.1829	006	6									
930.4.039.1A	026	31	961.1.240.3B	037	1									
930.4.049.1A	003	30	961.1.270.1C	037	2									
930.4.052.1A	026	2	966.1.440.3B	037	4									
930.5.005.1A	011	19	969.5.950.3B	037	3									
930.5.006.2B	011	20	98112.0002	001	4									
930.5.007.1A	015	17												
930.5.012.1A	028a	5												
934.1.003.2A	029	12												
934.1.004.1A	031	11												
93783.1524	011a	4												
93785.1830	010a	8												
93823.0119	007	19												
93823.0128	004	32												
93823.2018	004	30												
93823.2050	007	11												
93823.2082	005	7												
93823.2087	014	4												
93823.2087	014a	6												
93823.2087	031	18												
93823.3156	010	12												
93827.0114	005	12												
93827.0114	009	22												
93827.0114	010	8												
94247.0014	005a	5												
CATALOGUE No: ISSUED:	915.1.190.2C 02 - 06		CATALOGUE No: ISSUED:	915.1.190.2C 02 - 06										