

**GENERAL INFORMATION**

The present spare parts order exactly the right spare parts

When ordering specify:

1) the part's code number followed by its description; quantity needed;

2) the motorcycle's serial number, stamped on the steering head.

Reference to right and left apply to the vehicle in terms of its direction of movement.

Spare parts drawings are general and do not represent the part.

The contents of this catalogue are general and can undergo changes without prior notice.

**VALIDITY**

**f.m.** Until V.I.N.  
**d.m.** From V.I.N.  
**f.m.m.** Up to engine number  
**d.m.m.** From engine number

**Ducati Motor Holding S.p.A.**  
*Commercial and Administration Office:*  
*Via A. Cavalieri Ducati n. 3*  
*40132 Bologna, Italy*  
*Telefono 051 6413111*  
*Fax 051 406580*  
*Internet [www.ducati.com](http://www.ducati.com)*

CATALOGUE No: 915.1.176.1B  
ISSUED: 07 - 03

CATALOGUE No: 915.1.176.1B  
ISSUED: 07 - 03

PAINTS



|         |        |     |
|---------|--------|-----|
| Colore  | Codice | PPG |
| Paint   | Code   |     |
| Vernis  | Code   |     |
| Slacken | Code   |     |
| Lacas   | Codice |     |

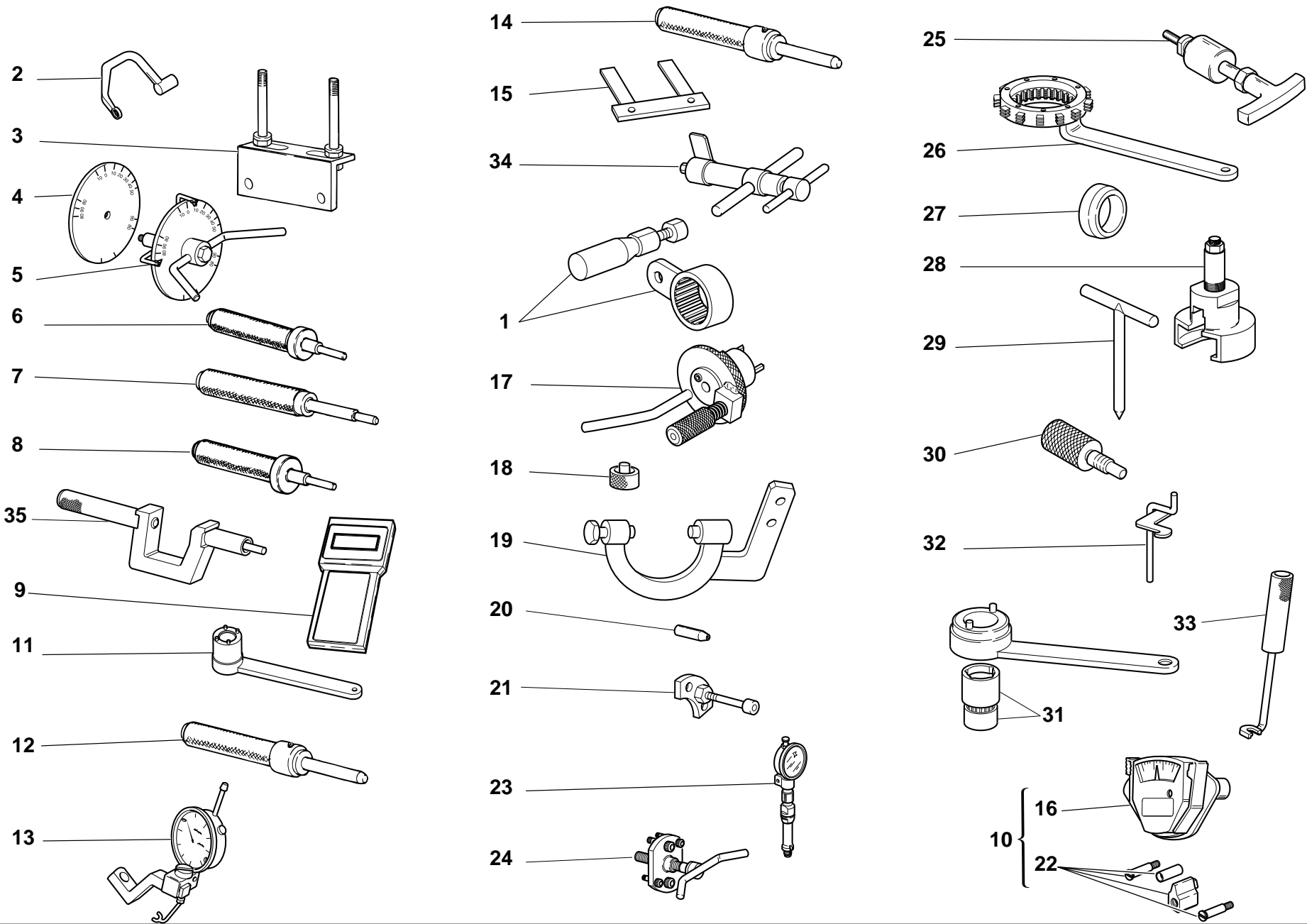
|                            |         |
|----------------------------|---------|
| "Rosso Anniversary DUCATI" | 473.101 |
| "Giallo DUCATI"            | 473.201 |
| "Nero lucido"              | 248.514 |
| "Grigio scuro"             | *0017   |

| page    | CONTENTS                      |
|---------|-------------------------------|
| 4 001   | WORKSHOP SPECIAL TOOLS        |
| 6 001a  | WORKSHOP SPECIAL TOOLS        |
| 8 001b  | DIAGNOSIS TESTER MATHESIS     |
| 10 001c | WORKSHOP SPECIAL TOOLS        |
| 12 002  | GEARCHANGE                    |
| 14 003  | GEAR-BOX                      |
| 16 004  | CLUTCH                        |
| 18 005  | CLUTCH COVER                  |
| 20 006  | CRANKSHAFT                    |
| 22 007  | CYLINDERS - PISTONS           |
| 24 008  | TIMING                        |
| 26 009  | FILTERS AND OIL PUMP          |
| 28 010  | HALF CRANKCASES               |
| 30 011  | ALTERNATOR COVER              |
| 32 012  | ELECTRIC STARTER AND IGNITION |
| 34 013  | HEAD: TIMING                  |
| 36 014  | VERTICAL HEAD                 |
| 38 015  | HORIZONTAL HEAD               |
| 40 016  | INLET DICT                    |
| 42 017  | EXHAUST SYSTEM                |
| 44 018  | STANDS                        |
| 46 019  | ELECTRIC SYSTEM               |
| 48 020  | BATTERY BOX MOUNT             |
| 50 021  | INSTRUMENT PANEL              |
| 52 022  | FRONT HEAD-LIGHT              |
| 54 023  | PLATE HOLDER - REAR LIGHT     |
| 56 024  | FRONT FORK                    |
| 58 025  | FRONT AND REAR WHEELS         |
| 60 026  | HANDLEBAR AND CONTROLS        |
| 62 027  | CLUTCH CONTROL                |
| 64 028  | FRONT BRAKE                   |
| 66 029  | REAR BRAKE                    |
| 68 030  | FRAME                         |
| 70 031  | GEARCHANGE LEVER - FOOT REST  |
| 72 032  | SWINGARM AND CHAIN            |
| 74 033  | REAR SUSPENSION               |
| 76 034  | AIR INDUCTIO AND OIL VENT     |
| 78 035  | OIL COOLER                    |
| 80 036  | FUEL TANK                     |
| 82 037  | FUEL SYSTEM                   |
| 84 038  | SEAT                          |
| 86 039  | HEADLIGHT FAIRING             |
| 88 040  | FUEL INFEED                   |
| 90 041  | MARKING PLATES                |

DRAWING

001

WORKSHOP SPECIAL TOOLS



DRAWING

001

WORKSHOP SPECIAL TOOLS


| NOTES | NO. | CODE NO.     | DESCRIPTION   | VALIDITY | Q.TY |  |
|-------|-----|--------------|---|----------|------|---|
|       | 1   | 88713.2355   | Wrench for holding timing belt rollers ring nuts    |          | 1    |   |
|       | 2   | 88713.2096   | Head nuts holder wrench                             |          | 1    |   |
|       | 3   | 88713.2103   | Head mounting base                                  |          | 1    |   |
|       | 4   | 98112.0002   | Degree wheel  |          | 1    |   |
|       | 5   | 88713.0123   | Degree wheel holder tool for ignition advance check |          | 1    |   |
|       | 6   | 88713.0874   | Exhaust valve guide punch tool                      |          | 1    |   |
|       | 7   | 88713.0879   | Punch tool to extract valve guide                   |          | 1    |   |
|       | 8   | 88713.0875   | Intake valve guide punch tool                       |          | 1    |   |
|       | 9   | 88765.1363A  | Check intrument                                     |          | 1    |   |
| GB    | 9   | 88765.1363B  | Check intrument                                     |          | 1    |   |
| D     | 9   | 88765.1363C  | Check intrument                                     |          | 1    |   |
| F     | 9   | 88765.1363D  | Check intrument                                     |          | 1    |   |
| E     | 9   | 88765.1363E  | Check intrument                                     |          | 1    |   |
|       | 10  | 051.2.001.1A | Torque wrench for timing belt                       |          | 1    |   |
|       | 11  | 88713.0137   | Crankshaft gear holder wrench for tightening nut    |          | 1    |   |
|       | 12  | 88713.1078   | Punch tool for driving exhaust valve seat           |          | 1    |   |
|       | 13  | 88765.1058   | Valve lift gauge                                    |          | 1    |   |
|       | 14  | 88713.1079   | Punch tool for driving intake valve seat            |          | 1    |   |
|       | 15  | 88765.1000   | Fork feeler gauge 0.1 mm                            |          | 1    |   |
|       | 15  | 88765.1005   | Fork feeler gauge 0.2 mm                            |          | 1    |   |
|       | 15  | 88765.1006   | Fork feeler gauge 0.3 mm                            |          | 1    |   |
|       | 16  | 88765.0999   | Timing belt control gauge                           |          | 1    |   |
|       | 17  | 88713.2011   | Tool to hold crankshaft in TDC position             |          | 1    |   |
|       | 18  | 88765.1298   | Spacer for checking lower valve shim                |          | 1    |   |
|       | 19  | 88713.2036   | Flywheel Wrench                                     |          | 1    |   |
|       | 20  | 88700.5749   | Crankcases assembling cap                           |          | 1    |   |
|       | 21  | 88713.1091   | Plate for positioning gear engagement fork          |          | 1    |   |

CATALOGUE No:

ISSUED:

915. 1. 176. 1B

07 - 03

| NOTES | NO. | CODE NO.   | DESCRIPTION                                    | VALIDITY | Q.TY |  |
|-------|-----|------------|--|----------|------|---|
|       | 22  | 88765.1086 | Conversion kit for 2V belts tensioning tool    |          | 1    |   |
|       | 23  | 88765.1297 | T.D.C. control gauge                           |          | 1    |   |
|       | 24  | 88713.1749 | Drive roller puller                            |          | 1    |   |
|       | 25  | 88713.1994 | Rocker shaft extractor                         |          | 1    |   |
|       | 26  | 88713.2133 | Wrench to hold cluch housing drum steady       |          | 1    |   |
|       | 27  | 88700.5665 | Sleeve for installing clutch bell gear         |          | 1    |   |
|       | 28  | 88713.2092 | Extractor for primary drive gear               |          | 1    |   |
|       | 29  | 88713.0262 | Pin for assembling rocker arms                 |          | 1    |   |
|       | 30  | 88713.2282 | Belt roller timing of two-valva head           |          | 1    |   |
|       | 31  | 88700.5644 | Wrench for camshaft pulley ring nut adjustment |          | 1    |   |
|       | 32  | 88713.2362 | Tool for assembling closing rocker and spring  |          | 1    |   |
|       | 33  | 88713.0844 | Half-rings mounting punch tool                 |          | 1    |   |
|       | 34  | 88713.1215 | Torque wrench for timing belt                  |          | 1    |   |
|       | 35  | 88713.1429 | Tool to drive valve seal ring ø7               |          | 1    |   |

CATALOGUE No:

ISSUED:

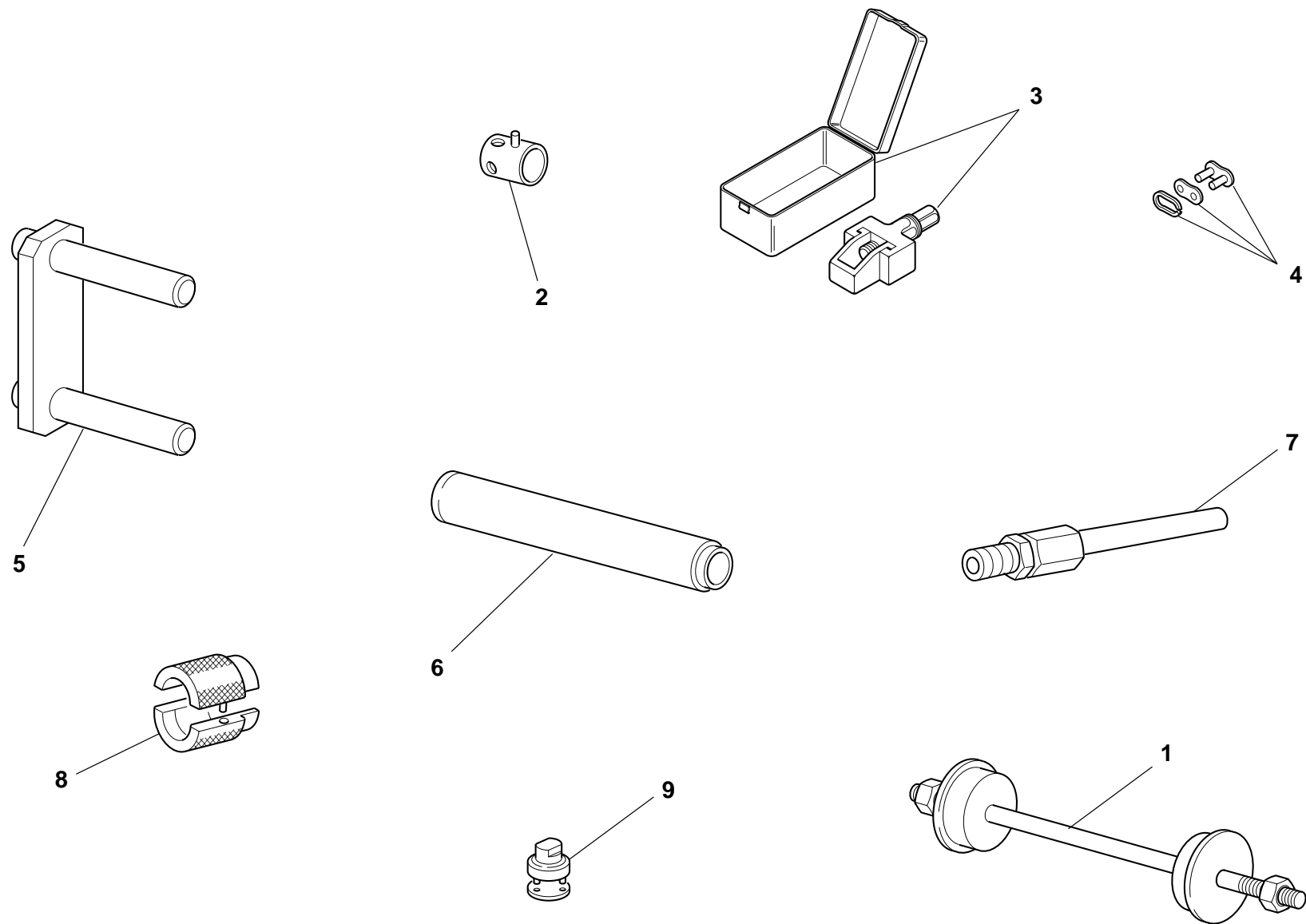
915. 1. 176. 1B

07 - 03

DRAWING

**001a**


WORKSHOP SPECIAL TOOLS



DRAWING

001a

WORKSHOP SPECIAL TOOLS

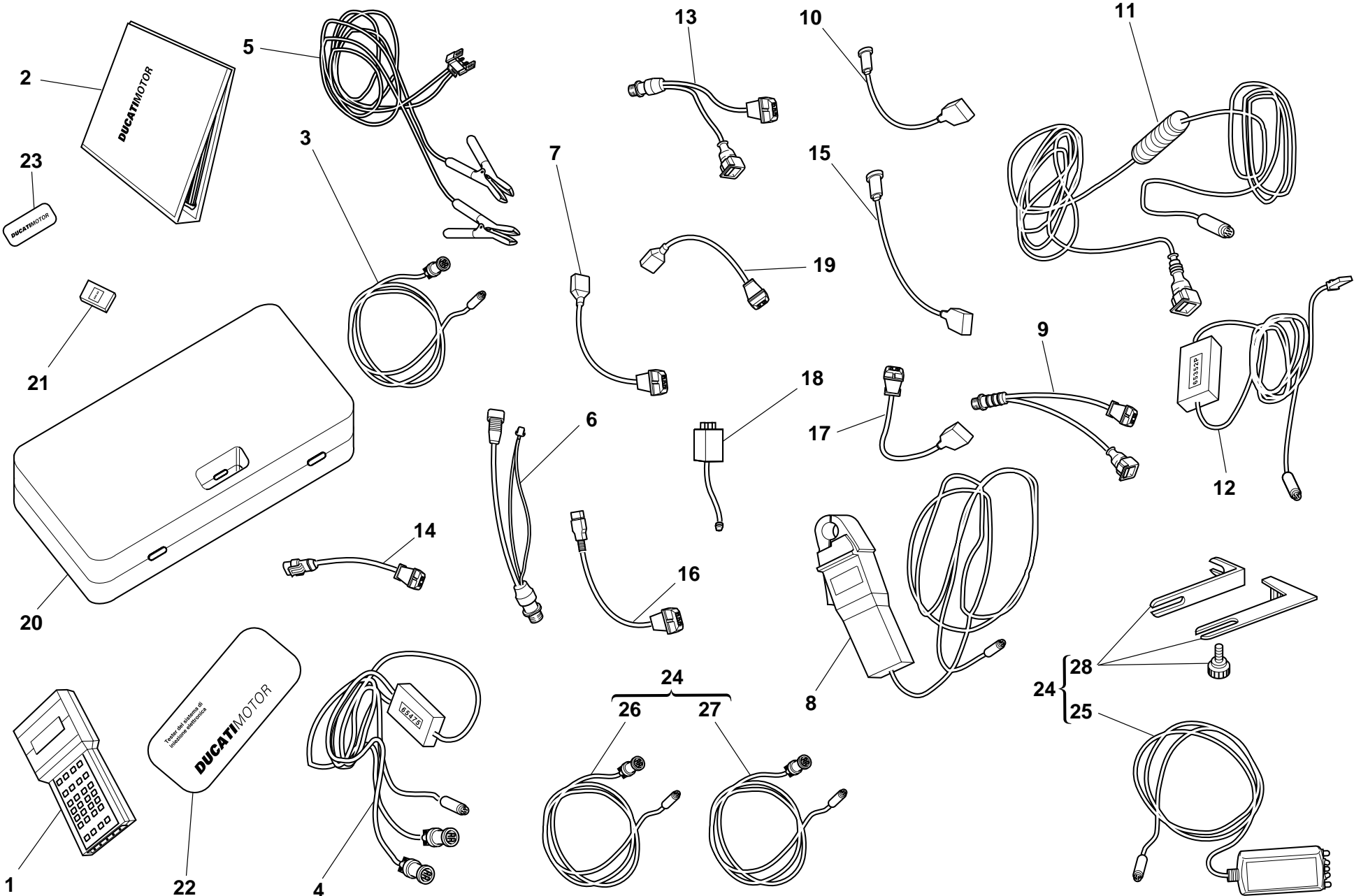
| NOTES | NO. | CODE NO.     | DESCRIPTION  | VALIDITY | Q.TY |  |
|-------|-----|--------------|--|----------|------|---|
|       | 1   | 88713.1062   | Tool for assembling the steering head bearings                 |          | 1    |   |
|       | 2   | 8000.70139   | Wrench for front wheel spindle                                 |          | 1    |   |
|       | 3   | 88713.1344   | Tool for assembling chain                                      |          | 1    |   |
|       | 4   | 677.4.003.1A | Coupling   |          | 1    |   |
|       | 5   | 88713.1515   | Frame/engine mount   |          | 1    |   |
|       | 6   | 88713.1072   | Stopper for driving the half bearing of the steering head base |          | 1    |   |
|       | 7   | 88713.1010   | Union for exhaust gas suction                                  |          | 1    |   |
|       | 8   | 88713.1096   | Tool for overhauling SHOWA forks - assembling seal ring        |          | 1    |   |
|       | 9   | 88713.1058   | Wrench for assembling the steering head cap                    |          | 1    |   |

| NOTES | NO. | CODE NO. | DESCRIPTION | VALIDITY | Q.TY |  |
|-------|-----|----------|-------------|----------|------|---|
|-------|-----|----------|-------------|----------|------|---|

DRAWING

001b

DIAGNOSIS TESTER MATHESIS





DRAWING

001b

DIAGNOSIS TESTER MATHESIS


| NOTES | NO. | CODE NO.     | DESCRIPTION                                      | VALIDITY | Q.TY |  |
|-------|-----|--------------|--|----------|------|---|
|       | 1   | 88765.1126Z  | Bare Mathesis                                    |          | 1    |   |
|       | 2   | 914.7.023.1A | Italian manual                                   |          | 1    |   |
|       | 2   | 914.7.023.1B | English manual                                   |          | 1    |   |
|       | 2   | 914.7.023.1C | German manual                                    |          | 1    |   |
|       | 2   | 914.7.023.1D | Franch manual                                    |          | 1    |   |
|       | 2   | 914.7.023.1E | Spanish manual                                   |          | 1    |   |
|       | 3   | 88765.1126R  | Main cable Mathesis                              |          | 1    |   |
|       | 4   | 88765.1126A  | Pickup Control cable                             |          | 1    |   |
|       | 5   | 88765.1126Q  | Battery mains cable                              |          | 1    |   |
|       | 6   | 88765.1126   | Mains cable adapter for self diagnosis           |          | 1    |   |
|       | 7   | 88765.1126N  | Sensor for absolute pressure sampling            |          | 1    |   |
|       | 8   | 88765.1126V  | Amperometer plier                                |          | 1    |   |
|       | 9   | 88765.1126E  | Adapter for 3 wires Pickup test cable            |          | 1    |   |
|       | 10  | 88765.1126P  | Sensor for air temperature sampling              |          | 1    |   |
|       | 11  | 88765.1126C  | Cable for potentiometer adjustement              |          | 1    |   |
|       | 12  | 88765.1126B  | Test cable and speed indicator adjustement       |          | 1    |   |
|       | 13  | 88765.1126F  | Adapter for 2 wires Pickup test cable            |          | 1    |   |
|       | 14  | 88765.1126D  | Adapter for potentiometer adjustement            |          | 1    |   |
|       | 15  | 552.4.028.1A | Sensor for small throttle potentiometer sampling |          | 1    |   |
|       | 16  | 88765.1126H  | Sensor for throttle potentiomer sampling         |          | 1    |   |
|       | 17  | 88765.1126G  | Sensor for air/water temperature sampling        |          | 1    |   |
|       | 18  | 88765.1126M  | Sfety remote switch                              |          | 1    |   |
|       | 19  | 88765.1126L  | 2 Wires sampling Pickup sensor                   |          | 1    |   |
|       | 20  | 88765.1126U  | Case with sponge                                 |          | 1    |   |
|       | 21  | 88765.1073   | Italian memory card                              |          | 1    |   |
|       | 21  | 88765.1074   | English memory card                              |          | 1    |   |
|       | 21  | 88765.1075   | German memory card                               |          | 1    |   |

CATALOGUE No:

ISSUED:

915.1.176.1B

07 - 03

| NOTES | NO. | CODE NO.    | DESCRIPTION               | VALIDITY | Q.TY |  |
|-------|-----|-------------|---------------------------|----------|------|---|
|       | 21  | 88765.1076  | French memory card        |          | 1    |   |
|       | 21  | 88765.1077  | Spanish memory card       |          | 1    |   |
|       | 22  | 88765.1126S | DUCATI sticker for case   |          | 1    |   |
|       | 23  | 88765.1126T | DUCATI sticker RH/LH side |          | 1    |   |
|       | 24  | 88765.1369A | Belt tensioning kit       |          | 1    |   |
| GB    | 24  | 88765.1369B | Belt tensioning kit       |          | 1    |   |
| D     | 24  | 88765.1369C | Belt tensioning kit       |          | 1    |   |
| F     | 24  | 88765.1369D | Belt tensioning kit       |          | 1    |   |
| E     | 24  | 88765.1369E | Belt tensioning kit       |          | 1    |   |
|       | 25  | 88765.1371  | Sensor                    |          | 1    |   |
|       | 26  | 88765.1372  | Main cable                |          | 1    |   |
|       | 27  | 88765.1373  | Cable extension           |          | 1    |   |
|       | 28  | 88765.1374  | Bracket                   |          | 1    |   |

CATALOGUE No:

ISSUED:

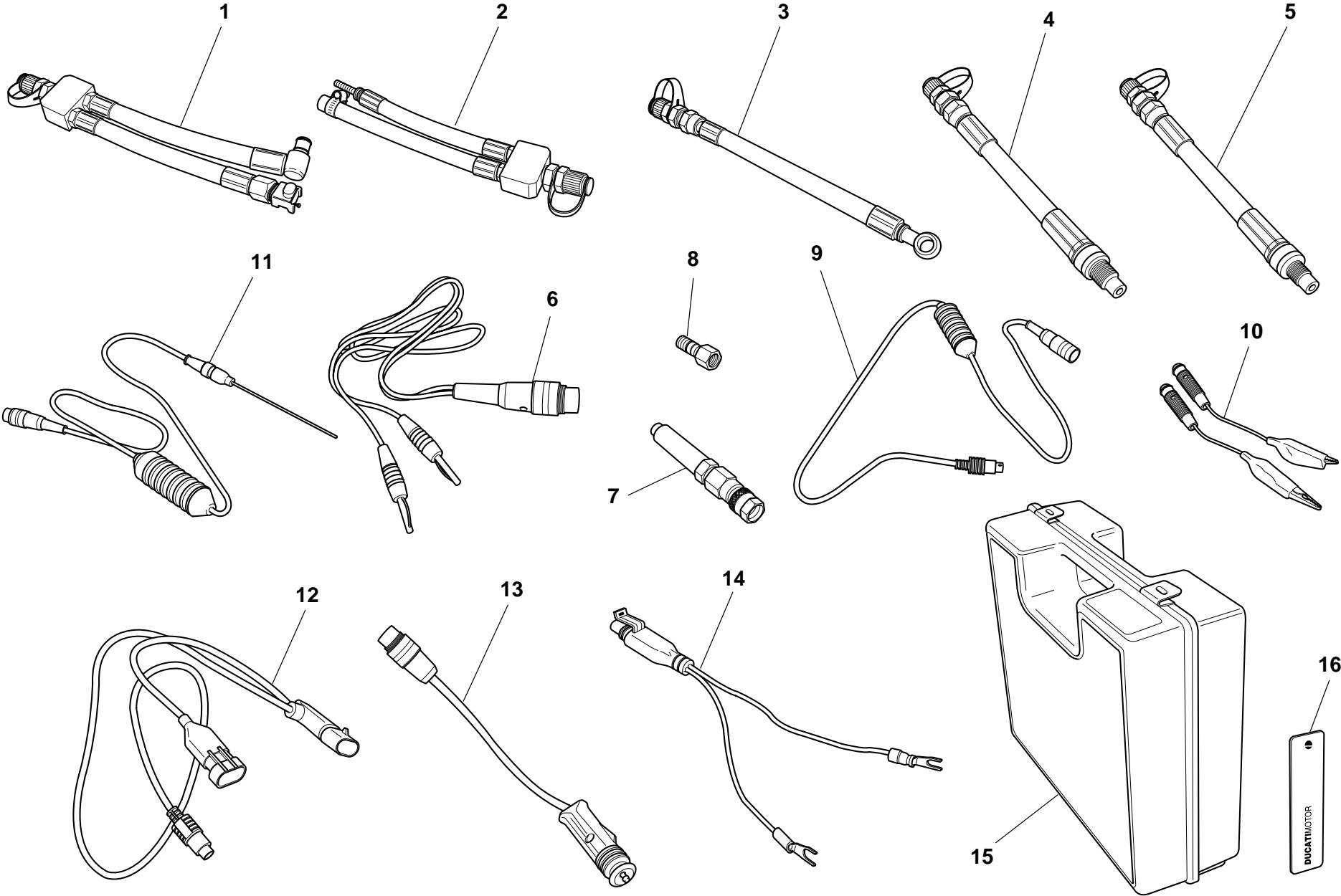
915.1.176.1B

07 - 03

DRAWING

001c


WORKSHOP SPECIAL TOOLS



DRAWING

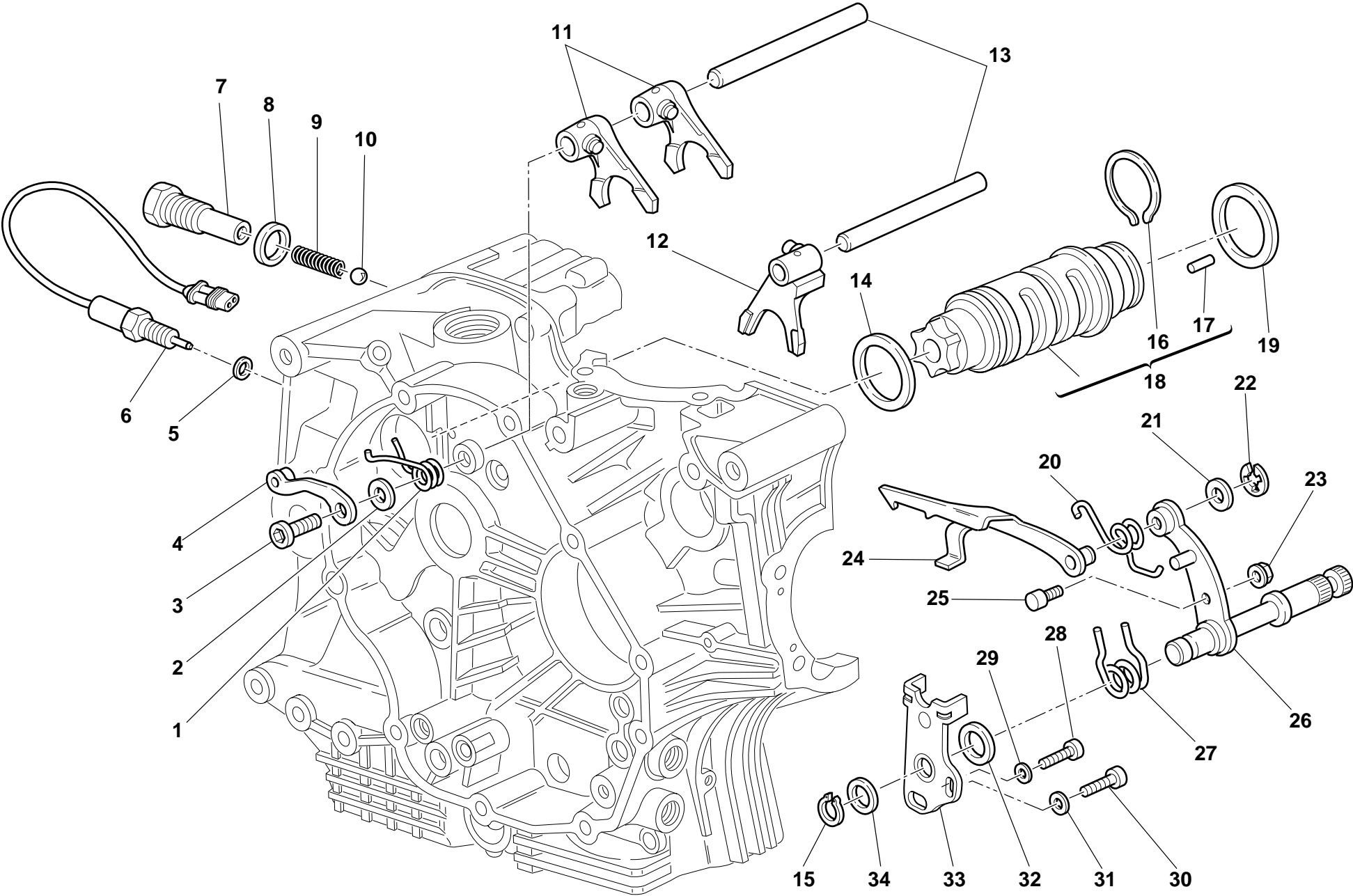
001c

WORKSHOP SPECIAL TOOLS

| NOTES | NO. | CODE NO.     | DESCRIPTION                              | VALIDITY | Q.TY |  |
|-------|-----|--------------|--|----------|------|---|
|       | -   | 88765.1241   | Check intrument                          |          | 1    |   |
| GB    | -   | 88765.1242   | Check intrument                          |          | 1    |   |
| D     | -   | 88765.1243   | Check intrument                          |          | 1    |   |
| F     | -   | 88765.1244   | Check intrument                          |          | 1    |   |
| E     | -   | 88765.1245   | Check intrument                          |          | 1    |   |
|       | 1   | 590.1.189.1A | Fuel pressure line HS.                   |          | 1    |   |
|       | 2   | 590.1.190.1A | Fuel pressure line ST/SS/M.              |          | 1    |   |
|       | 3   | 875.1.065.1A | Oil pressure line                        |          | 1    |   |
|       | 4   | 552.1.037.1A | Fitting - cylinder compression M12       |          | 1    |   |
|       | 5   | 552.1.038.1A | Fitting - cylinder compression M10       |          | 1    |   |
|       | 6   | 514.1.037.1A | Cable Volt PF DUC 21                     |          | 1    |   |
|       | 7   | 552.1.039.1A | Pressure sensor                          |          | 1    |   |
|       | 8   | 814.1.114.1A | Oil pressure fitting                     |          | 1    |   |
|       | 9   | 514.1.032.1A | Cable for supplementary tests            |          | 1    |   |
|       | 10  | 514.1.035.1A | Red clamp cable                          |          | 1    |   |
|       | 10  | 514.1.036.1A | Black clamp cable                        |          | 1    |   |
|       | 11  | 552.1.040.1A | Temperature probe                        |          | 1    |   |
|       | 12  | 514.1.034.1A | Main cable PF A621                       |          | 1    |   |
|       | 13  | 514.1.033.1A | Electric lighter connection adapter (ST) |          | 1    |   |
|       | 14  | 514.1.038.1A | Battery connection adapter               |          | 1    |   |
|       | 15  | 698.1.033.1A | Red case with sponge rubber              |          | 1    |   |
|       | 16  | 88765.1126T  | DUCATI sticker RH/LH side                |          | 2    |   |

| NOTES | NO. | CODE NO. | DESCRIPTION | VALIDITY | Q.TY |  |
|-------|-----|----------|-------------|----------|------|---|
|-------|-----|----------|-------------|----------|------|---|

DRAWING **002** GEARCHANGE



DRAWING

002

GEARCHANGE


| NOTES | NO. | CODE NO.     | DESCRIPTION                                  | VALIDITY | Q.TY |  |
|-------|-----|--------------|--|----------|------|---|
|       | 1   | 799.1.049.1A | Return spring                                |          | 1    |   |
|       | 2   | 852.1.053.2A | Washer                                       |          | 1    |   |
|       | 3   | 779.1.039.1A | Special screw                                |          | 1    |   |
|       | 4   | 455.2.003.1A | Gear stopper assembly                        |          | 1    |   |
|       | 5   | 420.2.001.0A | Gasket th.1                                  |          | 1    |   |
|       | 6   | 539.1.021.1A | Switch                                       |          | 1    |   |
|       | 7   | 779.1.203.2A | Push rod holder                              |          | 1    |   |
|       | 8   | 0272.91.090  | Gasket                                       |          | 1    |   |
|       | 9   | 0660.13.143  | Gear selector spring                         |          | 1    |   |
|       | 10  | 76835.1134   | Ball   |          | 1    |   |
|       | 11  | 180.1.001.1A | 1st,4th-2nd,3rd gear selector fork           |          | 2    |   |
|       | 12  | 180.1.002.1A | 5th,6th gear selector fork                   |          | 1    |   |
|       | 13  | 0660.13.070  | Fork pin                                     |          | 2    |   |
|       | 14  | 852.1.005.1A | Shim th. 1                                   |          | 1    |   |
|       | 15  | 73500.1542   | Circlip                                      |          | 1    |   |
|       | 16  | 882.1.006.1A | Needle retaining ring (square cross-section) |          | 1    |   |
|       | 17  | 821.1.070.1A | Special roller (square cross-section)        |          | 6    |   |
|       | 18  | 182.2.018.1A | Complete gearbox drum                        |          | 1    |   |
|       | 19  | 0660.13.060  | Shim th. 1                                   |          | 1    |   |
|       | 19  | 852.1.094.1A | Shim th. 0.9                                 |          | 1    |   |
|       | 20  | 799.1.025.1A | Fork return spring                           |          | 1    |   |
|       | 21  | 0400.09.050  | Shim th. 0.5                                 |          | 1    |   |
|       | 21  | 0765.92.205  | Shim th. 0.2                                 |          | 2    |   |
|       | 22  | 0214.07.350  | Ring   |          | 1    |   |
|       | 23  | 748.1.040.1A | Nut  |          | 1    |   |
|       | 24  | 180.1.008.1A | Gearbox drum control fork                    |          | 1    |   |
|       | 25  | 0660.13.165  | Gearchange lever pin                         |          | 1    |   |

CATALOGUE No:

ISSUED:

915.1.176.1B

07 - 03

| NOTES | NO. | CODE NO.     | DESCRIPTION                    | VALIDITY | Q.TY |  |
|-------|-----|--------------|--------------------------------|----------|------|---|
|       | 26  | 821.1.001.1A | Pin with gearchange lever      |          | 1    |   |
|       | 27  | 0799.13.110  | Gearchange lever return spring |          | 1    |   |
|       | 28  | 771.5.067.8B | Screw                          |          | 1    |   |
|       | 29  | 852.1.172.1A | Washer                         |          | 1    |   |
|       | 30  | 771.5.123.8B | Screw                          |          | 1    |   |
|       | 31  | 852.1.174.1A | Washer                         |          | 1    |   |
|       | 32  | 881.1.012.1A | Centering ring                 |          | 1    |   |
|       | 33  | 826.1.009.1A | Stopper plate                  |          | 1    |   |
|       | 34  | 0400.29.125  | Shim th. 0.2                   |          | 2    |   |
|       | 34  | 0400.29.126  | Shim th. 0.5                   |          | 1    |   |

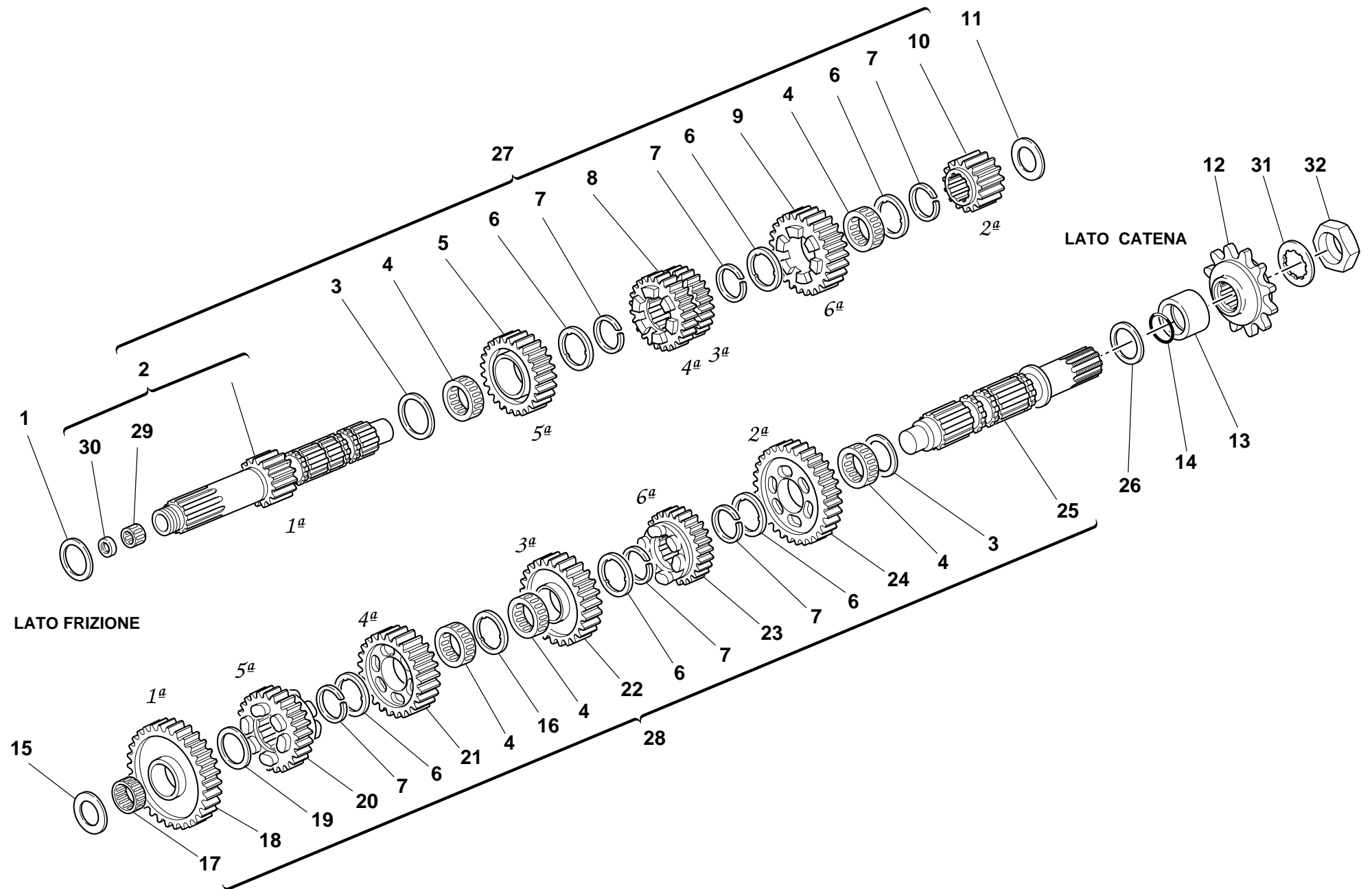
CATALOGUE No:

ISSUED:

915.1.176.1B

07 - 03


DRAWING 003 GEAR-BOX



DRAWING


003

GEAR-BOX

| NOTES | NO. | CODE NO.      | DESCRIPTION                             | VALIDITY | Q.TY |  |
|-------|-----|---------------|---|----------|------|---|
|       | 1   | 0251.47.050   | Shim th. 1                              |          | 1    |   |
|       | 1   | 0251.47.054   | Shim th. 1.2                            |          | 1    |   |
|       | 1   | 852.1.108.1AH | Shim th. 0.9                            |          | 1    |   |
|       | 1   | 852.1.108.1AL | Shim th. 1,1                            |          | 1    |   |
|       | 1   | 852.1.108.1AN | Shim th. 1,3                            |          | 1    |   |
|       | 2   | 150.2.006.1B  | Gearbox main shaft                      |          | 1    |   |
|       | 3   | 0670.16.150   | Shim th. 0.5                            |          | 2    |   |
|       | 4   | 701.4.005.1A  | Needle bearing                          |          | 5    |   |
|       | 5   | 172.1.004.1A  | Driving gear 5th sp.                    |          | 1    |   |
|       | 6   | 856.1.001.1A  | Grooved washer th. 0.5                  |          | 6    |   |
|       | 7   | 0670.16.145   | Snap ring                               |          | 6    |   |
|       | 8   | 172.1.003.1A  | Driving gear 3rd/4th sp.                |          | 1    |   |
|       | 9   | 172.1.005.1A  | Driving gear 6th sp.                    |          | 1    |   |
|       | 10  | 172.1.002.1B  | Driving gear 2nd sp.                    |          | 1    |   |
|       | 11  | 0670.16.163   | Shim th. 1.8                            |          | 1    |   |
|       | 11  | 0670.16.164   | Shim th. 2                              |          | 1    |   |
|       | 11  | 713.1.014.1A  | Shim th. 1.5                            |          | 1    |   |
|       | 11  | 713.1.014.1B  | Shim th. 1.7                            |          | 1    |   |
|       | 11  | 713.1.014.1E  | Shim th. 1.6                            |          | 1    |   |
|       | 11  | 713.1.014.1F  | Shim th. 1.9                            |          | 1    |   |
|       | 12  | 449.1.045.1A  | Front sprocket w/rubber protection Z=15 |          | 1    |   |
|       | 13  | 713.1.157.1A  | Spacer                                  |          | 1    |   |
|       | 14  | 930.4.023.1A  | O-ring                                  |          | 1    |   |
|       | 15  | 0670.16.164   | Shim th. 2                              |          | 1    |   |
|       | 15  | 0670.16.165   | Shim th. 2.2                            |          | 1    |   |
|       | 15  | 0670.16.184   | Shim th. 1                              |          | 1    |   |
|       | 15  | 0670.16.185   | Shim th. 1.2                            |          | 1    |   |

CATALOGUE No:  
ISSUED:

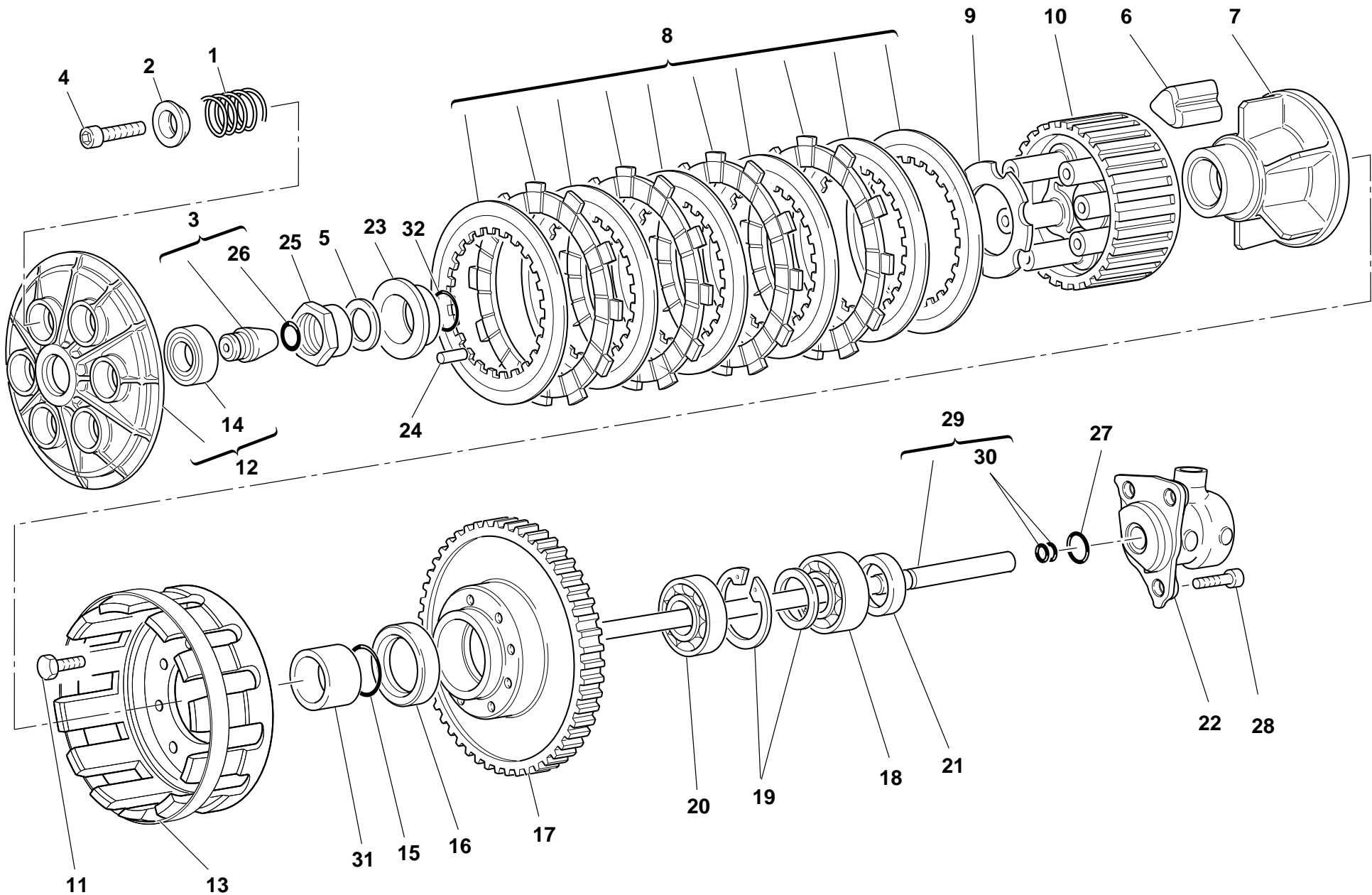
915.1.176.1B  
07 - 03

| NOTES | NO. | CODE NO.      | DESCRIPTION            | VALIDITY | Q.TY |  |
|-------|-----|---------------|------------------------|----------|------|---|
|       | 15  | 713.1.011.1A  | Shim th. 2.3           |          | 1    |   |
|       | 15  | 713.1.014.1A  | Shim th. 1.5           |          | 1    |   |
|       | 15  | 713.1.014.1E  | Shim th. 1.6           |          | 1    |   |
|       | 16  | 856.1.031.1A  | Grooved washer th. 0.5 |          | 1    |   |
|       | 17  | 76402.0002    | Needle bearing         |          | 1    |   |
|       | 18  | 172.1.006.1B  | Driven gear 1st sp.    |          | 1    |   |
|       | 19  | 0670.16.155   | Shim th. 1             |          | 1    |   |
|       | 20  | 172.1.010.1A  | Driven gear 5th sp.    |          | 1    |   |
|       | 21  | 172.1.009.1A  | Driven gear 4th sp.    |          | 1    |   |
|       | 22  | 172.1.008.1A  | Driven gear 3rd sp.    |          | 1    |   |
|       | 23  | 172.1.011.1A  | Driven gear 6th sp.    |          | 1    |   |
|       | 24  | 172.1.007.1B  | Driven gear 2nd sp.    |          | 1    |   |
|       | 25  | 149.1.032.3A  | Gearbox lay shaft      |          | 1    |   |
|       | 26  | 0670.16.170   | Shim th. 0.8           |          | 1    |   |
|       | 26  | 0670.16.171   | Shim th. 1             |          | 1    |   |
|       | 26  | 852.1.105.1AB | Shim th. 0.9           |          | 1    |   |
|       | 26  | 852.1.105.1AD | Shim th. 1,1           |          | 1    |   |
|       | 26  | 852.1.105.1AG | Shim th. 0.7           |          | 1    |   |
|       | 27  | 150.2.072.1A  | Complete main shaft    |          | 1    |   |
|       | 28  | 150.2.063.1A  | Gearbox lay shaft      |          | 1    |   |
|       | 29  | 76270.0827    | Needle bearing         |          | 1    |   |
|       | 30  | 930.4.049.1A  | Seal ring              |          | 1    |   |
|       | 31  | 851.1.004.1A  | Lock washer            |          | 1    |   |
|       | 32  | 750.1.007.1A  | Nut                    |          | 1    |   |

CATALOGUE No:  
ISSUED:

915.1.176.1B  
07 - 03

DRAWING 004 CLUTCH





DRAWING

004

CLUTCH


| NOTES | NO. | CODE NO.     | DESCRIPTION                  | VALIDITY | Q.TY |  |
|-------|-----|--------------|------------------------------|----------|------|---|
|       | 1   | 0659.16.555  | Clutch spring                |          | 6    |   |
|       | 2   | 841.1.002.2A | Retainer                     |          | 6    |   |
|       | 3   | 818.2.009.1A | Clutch control pin           |          | 1    |   |
|       | 4   | 771.5.043.8B | Screw                        |          | 6    |   |
|       | 5   | 851.4.001.1A | Lock washer                  |          | 1    |   |
|       | 6   | 764.1.003.1B | Rubber pad                   |          | 12   |   |
|       | 7   | 162.1.001.1B | Plate holder hub             |          | 1    |   |
|       | 8   | 190.2.011.1A | Clutch plates set            |          | 1    |   |
|       | 9   | 851.1.001.1B | Lock washer                  |          | 1    |   |
|       | 10  | 196.1.001.2B | Clutch drum                  |          | 1    |   |
|       | 11  | 70610.8120   | Screw                        |          | 8    |   |
|       | 12  | 194.2.001.1B | Pressure plate               |          | 1    |   |
|       | 13  | 198.1.029.1A | Clutch housing               |          | 1    |   |
|       | 14  | 702.5.016.1A | Bearing                      |          | 1    |   |
|       | 15  | 463.2.053.7A | O-ring                       |          | 1    |   |
|       | 16  | 930.4.035.1A | Seal ring                    |          | 1    |   |
|       | 17  | 170.2.020.1B | Clutch/crankshaft gears pair |          | 1    |   |
|       | 18  | 75113.2566   | Bearing                      |          | 1    |   |
|       | 19  | 881.2.001.1A | Circlip - spacer             |          | 1    |   |
|       | 20  | 702.4.017.1A | Bearing                      |          | 1    |   |
|       | 21  | 0660.16.145  | Spacer                       |          | 1    |   |
|       | 22  | 195.4.003.1A | Piston assembly              |          | 1    |   |
|       | 23  | 710.1.002.1A | Bush                         |          | 1    |   |
|       | 24  | 74224.0570   | Pin                          |          | 1    |   |
|       | 25  | 750.1.002.1B | Nut                          |          | 1    |   |
|       | 26  | 0400.17.030  | O-ring                       |          | 1    |   |
|       | 27  | 886.4.043.1A | O-ring                       |          | 1    |   |

CATALOGUE No:

ISSUED:

915. 1. 176. 1B

07 - 03

| NOTES | NO. | CODE NO.     | DESCRIPTION        | VALIDITY | Q.TY |  |
|-------|-----|--------------|--------------------|----------|------|---|
|       | 28  | 60N107335    | Screw              |          | 3    |   |
|       | 29  | 117.2.006.1A | Clutch control rod |          | 1    |   |
|       | 30  | 93823.2018   | O-ring             |          | 2    |   |
|       | 31  | 713.1.012.1B | Spacer             |          | 1    |   |
|       | 32  | 93823.0128   | O-ring             |          | 1    |   |

CATALOGUE No:

ISSUED:

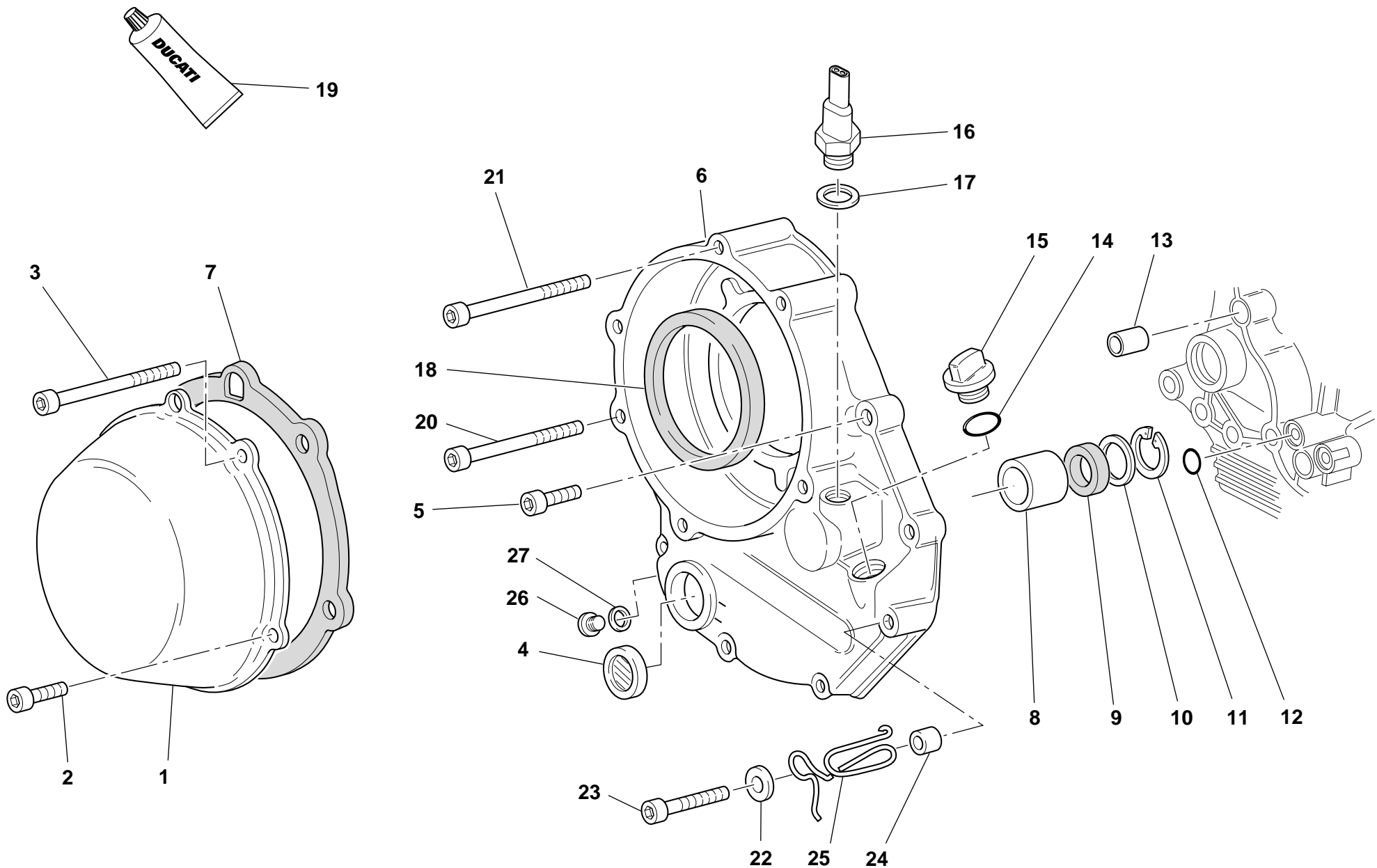
915. 1. 176. 1B

07 - 03

DRAWING

005


CLUTCH COVER



DRAWING

005

CLUTCH COVER

| NOTES | NO. | CODE NO.      | DESCRIPTION             | VALIDITY | Q.TY |  |
|-------|-----|---------------|-------------------------|----------|------|---|
|       | 1   | 243.1.025.1AD | Clutch protection cover |          | 1    |   |
|       | 2   | 771.1.026.1A  | Screw                   |          | 2    |   |
|       | 3   | 771.1.027.1A  | Screw                   |          | 2    |   |
|       | 4   | 254.4.001.1A  | Oil level sight glass   |          | 1    |   |
|       | 5   | 771.5.069.8B  | Screw                   |          | 5    |   |
|       | 6   | 243.2.004.1BB | Cover clutch side       |          | 1    |   |
|       | 7   | 788.1.052.1A  | Clutch cover gasket     |          | 1    |   |
|       | 8   | 0665.49.680   | Bush                    |          | 1    |   |
|       | 9   | 93784.2030    | Seal ring               |          | 1    |   |
|       | 10  | 852.1.008.1A  | Shim th. 0.5            |          | 1    |   |
|       | 11  | 73503.3075    | Circlip                 |          | 1    |   |
|       | 12  | 93827.0114    | O-ring                  |          | 1    |   |
|       | 13  | 0400.49.240   | Locating bush           |          | 1    |   |
|       | 14  | 93823.2082    | O-ring                  |          | 1    |   |
|       | 15  | 893.1.005.1A  | Cap                     |          | 1    |   |
|       | 16  | 539.4.030.1A  | Switch                  |          | 1    |   |
|       | 17  | 0150.70.120   | Gasket th.2             |          | 1    |   |
|       | 18  | 930.4.034.1A  | Ring                    |          | 1    |   |
|       | 19  | 94247.0014    | Fluid sealant           |          | 1    |   |
|       | 20  | 771.5.078.8B  | Screw                   |          | 1    |   |
|       | 21  | 771.5.079.8B  | Screw                   |          | 1    |   |
|       | 22  | 852.1.176.1A  | Washer                  |          | 1    |   |
|       | 23  | 771.5.072.8B  | Screw                   |          | 1    |   |
|       | 24  | 713.1.241.1A  | Spacer                  |          | 1    |   |
|       | 25  | 881.1.030.1A  | Holder                  |          | 1    |   |
|       | 26  | 780.5.001.1A  | Cap                     |          | 1    |   |
|       | 27  | 420.2.001.0A  | Gasket th.1             |          | 1    |   |

CATALOGUE No:  
ISSUED:

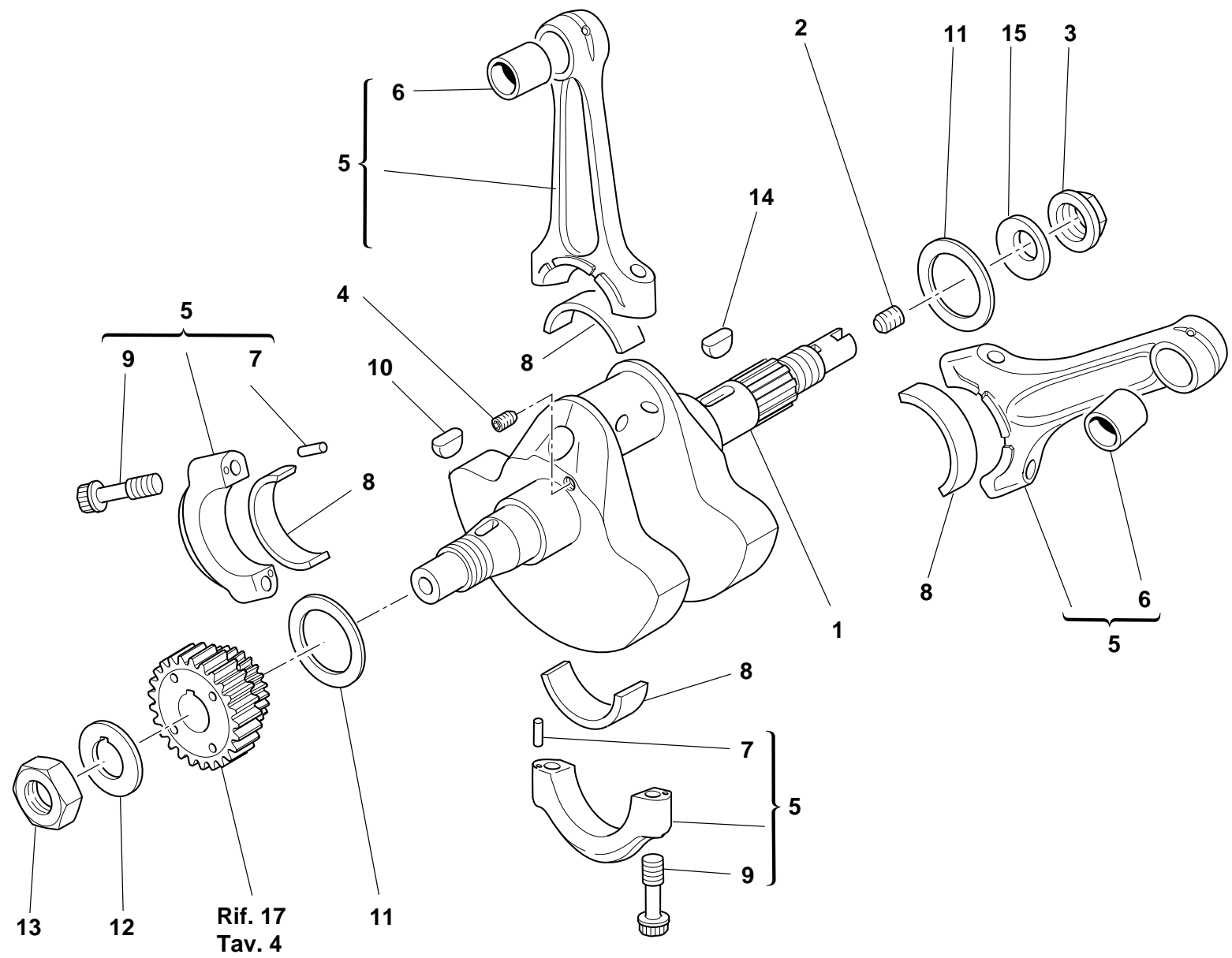
915.1.176.1B  
07 - 03

| NOTES | NO. | CODE NO. | DESCRIPTION | VALIDITY | Q.TY |  |
|-------|-----|----------|-------------|----------|------|---|
|-------|-----|----------|-------------|----------|------|---|

CATALOGUE No:  
ISSUED:

915.1.176.1B  
07 - 03


DRAWING **006** CRANKSHAFT



DRAWING

006

CRANKSHAFT

| NOTES | NO. | CODE NO.      | DESCRIPTION                       | VALIDITY | Q.TY |  |
|-------|-----|---------------|-----------------------------------|----------|------|---|
|       | 1   | 146.2.091.1A  | Crankshaft (items 2-3-4 included) |          | 1    |   |
|       | 2   | 779.1.109.1A  | Special screw                     |          | 1    |   |
|       | 3   | 750.1.012.2A  | Nut                               |          | 1    |   |
|       | 4   | 72121.2106    | Threaded dowel                    |          | 1    |   |
|       | 5   | 158.2.012.1A  | Connecting rods pair              |          | 1    |   |
|       | 6   | 711.1.007.1A  | Bush                              |          | 2    |   |
|       | 7   | 74224.0570    | Pin                               |          | 4    |   |
|       | 8   | 112.1.026.1AA | Half-bearing (RED)                |          | 4    |   |
|       | 8   | 112.1.026.1AB | Half-bearing (BLUE)               |          | 4    |   |
|       | 9   | 779.1.007.2A  | Special screw                     |          | 4    |   |
|       | 10  | 74172.1008    | Woodruff key                      |          | 1    |   |
|       | 11  | 852.1.104.1A  | Shim th. 1.9                      |          | 2    |   |
|       | 11  | 852.1.104.1B  | Shim th. 1.95                     |          | 2    |   |
|       | 11  | 852.1.104.1C  | Shim th. 2                        |          | 2    |   |
|       | 11  | 852.1.104.1D  | Shim th. 2,05                     |          | 2    |   |
|       | 11  | 852.1.104.1E  | Shim th. 2,1                      |          | 2    |   |
|       | 11  | 852.1.104.1F  | Shim th. 2,15                     |          | 2    |   |
|       | 11  | 852.1.104.1G  | Shim th. 2.2                      |          | 2    |   |
|       | 11  | 852.1.104.1H  | Shim th. 2.25                     |          | 2    |   |
|       | 11  | 852.1.104.1I  | Shim th. 2.3                      |          | 2    |   |
|       | 11  | 852.1.104.1J  | Shim th. 2.35                     |          | 2    |   |
|       | 11  | 852.1.104.1K  | Shim th. 2,4                      |          | 2    |   |
|       | 11  | 852.1.104.1L  | Shim th. 2,45                     |          | 2    |   |
|       | 11  | 852.1.104.1M  | Shim th. 2.5                      |          | 2    |   |
|       | 11  | 852.1.104.1N  | Shim th. 2.55                     |          | 2    |   |
|       | 12  | 851.1.019.1A  | Lock washer                       |          | 1    |   |
|       | 13  | 0660.47.040   | Nut                               |          | 1    |   |

CATALOGUE No:

ISSUED:

915.1.176.1B

07 - 03

| NOTES | NO. | CODE NO.     | DESCRIPTION   | VALIDITY | Q.TY |  |
|-------|-----|--------------|---------------|----------|------|---|
|       | 14  | 0755.29.025  | Woodruff key  |          | 1    |   |
|       | 15  | 799.1.051.2A | Spring washer |          | 1    |   |

CATALOGUE No:

ISSUED:

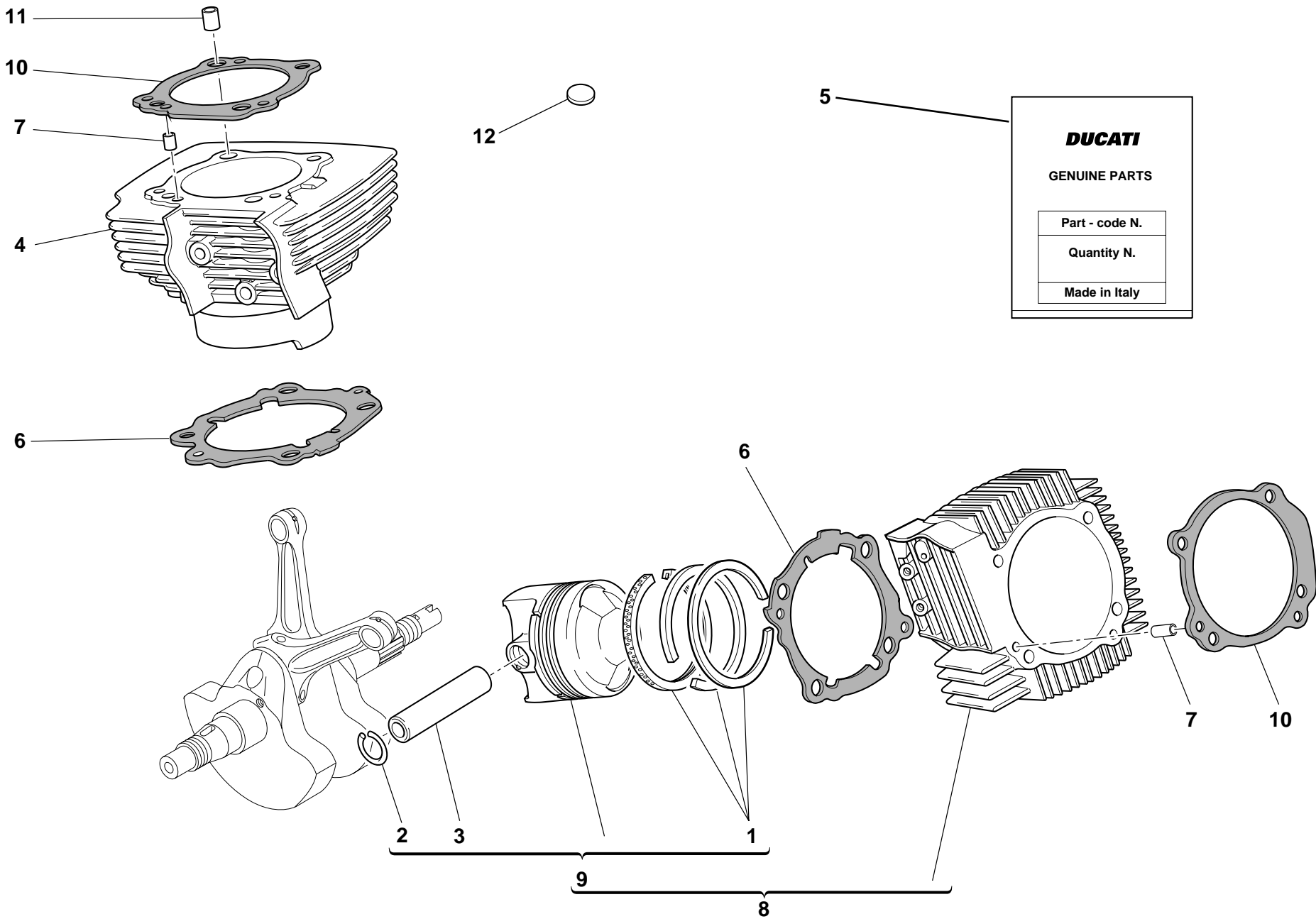
915.1.176.1B

07 - 03

DRAWING

007


CYLINDERS - PISTONS



DRAWING

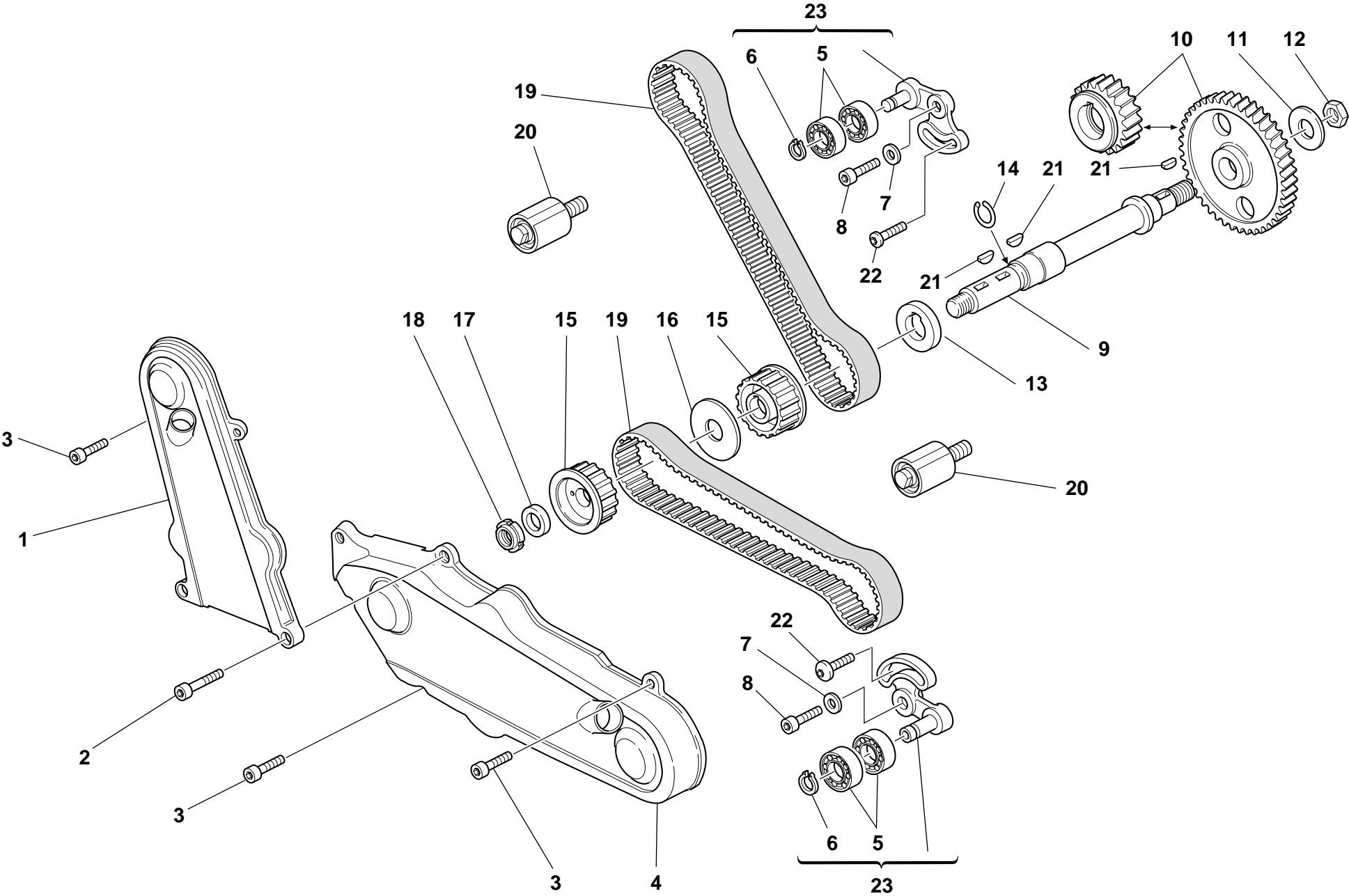
007

CYLINDERS - PISTONS

| NOTES | NO. | CODE NO.     | DESCRIPTION                       | VALIDITY | Q.TY |  |
|-------|-----|--------------|-----------------------------------|----------|------|---|
|       | 1   | 121.2.033.1A | Piston rings set                  |          | 2    |   |
|       | 2   | 884.4.011.1A | Piston pin circlip                |          | 4    |   |
|       | 3   | 121.1.127.1A | Piston pin                        |          | 2    |   |
|       | 4   | 120.2.081.3A | Vertical cylinder-piston fit      |          | 1    |   |
|       | 5   | 791.2.026.1A | Head-cylinder gaskets set         |          | 1    |   |
|       | 6   | 786.1.063.1A | Cylinder-crankcase gasket th. 0.4 |          | 2    |   |
|       | 7   | 0755.17.125  | Bush                              |          | 2    |   |
|       | 8   | 120.2.080.3A | Horizontal cylinder-piston fit    |          | 1    |   |
|       | 9   | 122.2.087.2A | Complete piston                   |          | 2    |   |
|       | 10  | 786.1.064.1A | Head-cylinder gasket              |          | 2    |   |
|       | 11  | 711.1.126.1A | Bush                              |          | 4    |   |
|       | 12  | 700.1.040.1A | Vibration damper pad              |          | 41   |   |

| NOTES | NO. | CODE NO. | DESCRIPTION | VALIDITY | Q.TY |  |
|-------|-----|----------|-------------|----------|------|---|
|-------|-----|----------|-------------|----------|------|---|

DRAWING 008 TIMING





DRAWING

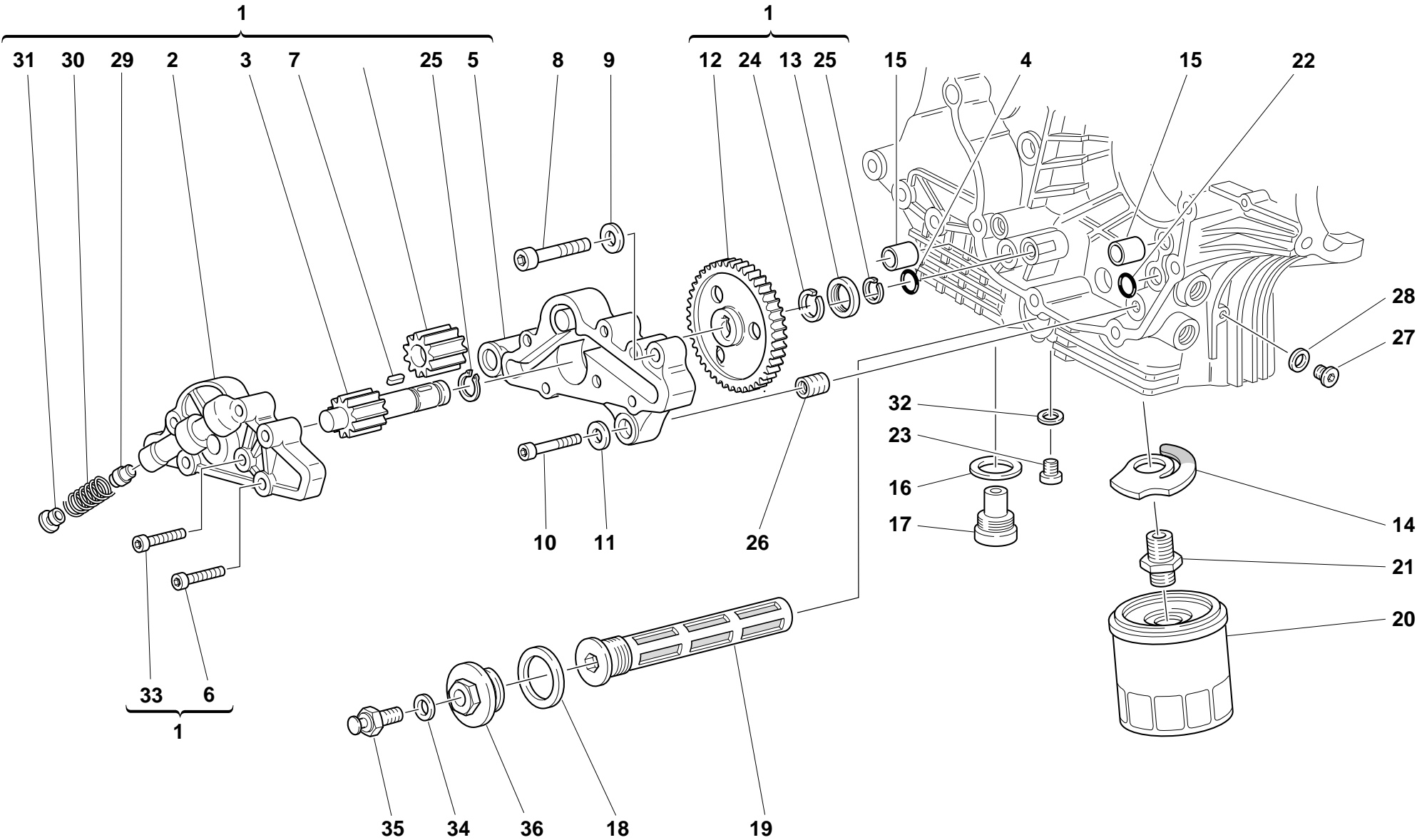
008

TIMING

| NOTES | NO. | CODE NO.     | DESCRIPTION                                 | VALIDITY | Q.TY |  |
|-------|-----|--------------|---|----------|------|---|
|       | 1   | 245.1.032.1A | Vertical timing belt cover                  |          | 1    |   |
|       | 2   | 771.5.072.8B | Screw                                       |          | 2    |   |
|       | 3   | 771.5.065.8B | Screw                                       |          | 5    |   |
|       | 4   | 245.1.033.1A | Horizontal timing belt cover                |          | 1    |   |
|       | 5   | 75166.1238   | Bearing                                     |          | 4    |   |
|       | 6   | 0214.07.350  | Ring  |          | 2    |   |
|       | 7   | 852.1.174.1A | Washer                                      |          | 2    |   |
|       | 8   | 771.5.123.8B | Screw                                       |          | 2    |   |
|       | 9   | 147.1.026.1A | Lay shaft                                   |          | 1    |   |
|       | 10  | 171.2.020.2B | Timing gears pair                           |          | 1    |   |
|       | 11  | 851.1.013.1A | Lock washer                                 |          | 1    |   |
|       | 12  | 0124.40.060  | Hexagon nut                                 |          | 1    |   |
|       | 13  | 716.1.073.2A | Spacer                                      |          | 1    |   |
|       | 14  | 882.1.003.1A | Snap ring                                   |          | 1    |   |
|       | 15  | 255.1.023.1A | Timing belt roller                          |          | 2    |   |
|       | 16  | 856.1.062.2A | Belt roller separating washer               |          | 1    |   |
|       | 17  | 716.1.099.1A | Spacer                                      |          | 1    |   |
|       | 18  | 72944.1542   | Elastic-stop ring nut                       |          | 1    |   |
|       | 19  | 737.4.021.1A | Timing drive toothed belt                   |          | 2    |   |
|       | 20  | 451.1.025.1A | Fixed tensioner assembly                    |          | 2    |   |
|       | 21  | 0755.29.025  | Woodruff key                                |          | 3    |   |
|       | 22  | 772.1.010.3A | Screw                                       |          | 2    |   |
|       | 23  | 451.2.006.1A | Complete vertical cylinder tensioner roller |          | 2    |   |

| NOTES | NO. | CODE NO. | DESCRIPTION | VALIDITY | Q.TY |  |
|-------|-----|----------|-------------|----------|------|---|
|-------|-----|----------|-------------|----------|------|---|

DRAWING 009 FILTERS AND OIL PUMP



DRAWING

009

FILTERS AND OIL PUMP


| NOTES | NO. | CODE NO.     | DESCRIPTION                | VALIDITY | Q.TY |  |
|-------|-----|--------------|----------------------------|----------|------|---|
|       | 1   | 174.2.025.3A | Complete oil pump          |          | 1    |   |
|       | 2   | 247.1.104.1A | Pump cover                 |          | 1    |   |
|       | 3   | 174.1.002.1A | Pump driving gear          |          | 1    |   |
|       | 4   | 886.4.037.1A | O-ring                     |          | 1    |   |
|       | 5   | 250.2.030.3A | Pump body                  |          | 1    |   |
|       | 6   | 779.5.020.1A | Screw                      |          | 3    |   |
|       | 7   | 680.1.001.1B | Woodruff key               |          | 1    |   |
|       | 8   | 771.5.129.2B | Screw                      |          | 2    |   |
|       | 9   | 462.4.037.8A | Spring washer              |          | 2    |   |
|       | 10  | 60N102510    | Screw                      |          | 1    |   |
|       | 11  | 462.4.037.6A | Spring washer              |          | 1    |   |
|       | 12  | 174.1.025.1A | Pump drive gear            |          | 1    |   |
|       | 13  | 710.1.001.1A | Bush                       |          | 1    |   |
|       | 14  | 799.2.077.2A | Bypass spring              |          | 1    |   |
|       | 15  | 0759.49.280  | Locating bush              |          | 2    |   |
|       | 16  | 220.3.208.3A | Gasket                     |          | 1    |   |
|       | 17  | 0660.49.053  | Oil drain plug with magnet |          | 1    |   |
|       | 18  | 852.5.005.1A | Gasket th.1,5              |          | 1    |   |
|       | 19  | 894.2.009.1A | Oil filter                 |          | 1    |   |
|       | 20  | 444.4.003.4A | Oil filter cartridge       |          | 1    |   |
|       | 21  | 0670.49.910  | Nipple                     |          | 1    |   |
|       | 22  | 93827.0114   | O-ring                     |          | 1    |   |
|       | 23  | 779.1.198.1A | Cap                        |          | 1    |   |
|       | 24  | 76267.0012   | Snap ring                  |          | 1    |   |
|       | 25  | 73500.1237   | Circlip                    |          | 2    |   |
|       | 26  | 0670.49.310  | Reduction bush             |          | 1    |   |
|       | 27  | 779.1.162.1A | Cap                        |          | 1    |   |

CATALOGUE No:

ISSUED:

915. 1. 176. 1B

07 - 03

| NOTES | NO. | CODE NO.     | DESCRIPTION      | VALIDITY | Q.TY |  |
|-------|-----|--------------|------------------|----------|------|---|
|       | 28  | 0150.70.120  | Gasket th.2      |          | 1    |   |
|       | 29  | 593.1.018.1A | Bypass valve     |          | 1    |   |
|       | 30  | 799.1.055.1A | Bypass spring    |          | 1    |   |
|       | 31  | 780.1.018.1A | Bypass cap       |          | 1    |   |
|       | 32  | 852.1.120.1A | Aluminium gasket |          | 1    |   |
|       | 33  | 779.5.019.1A | Screw            |          | 3    |   |
|       | 34  | 420.2.001.0A | Gasket th.1      |          | 1    |   |
|       | 35  | 552.1.045.1A | Thermistor       |          | 1    |   |
|       | 36  | 873.1.039.1A | Cap              |          | 1    |   |

CATALOGUE No:

ISSUED:

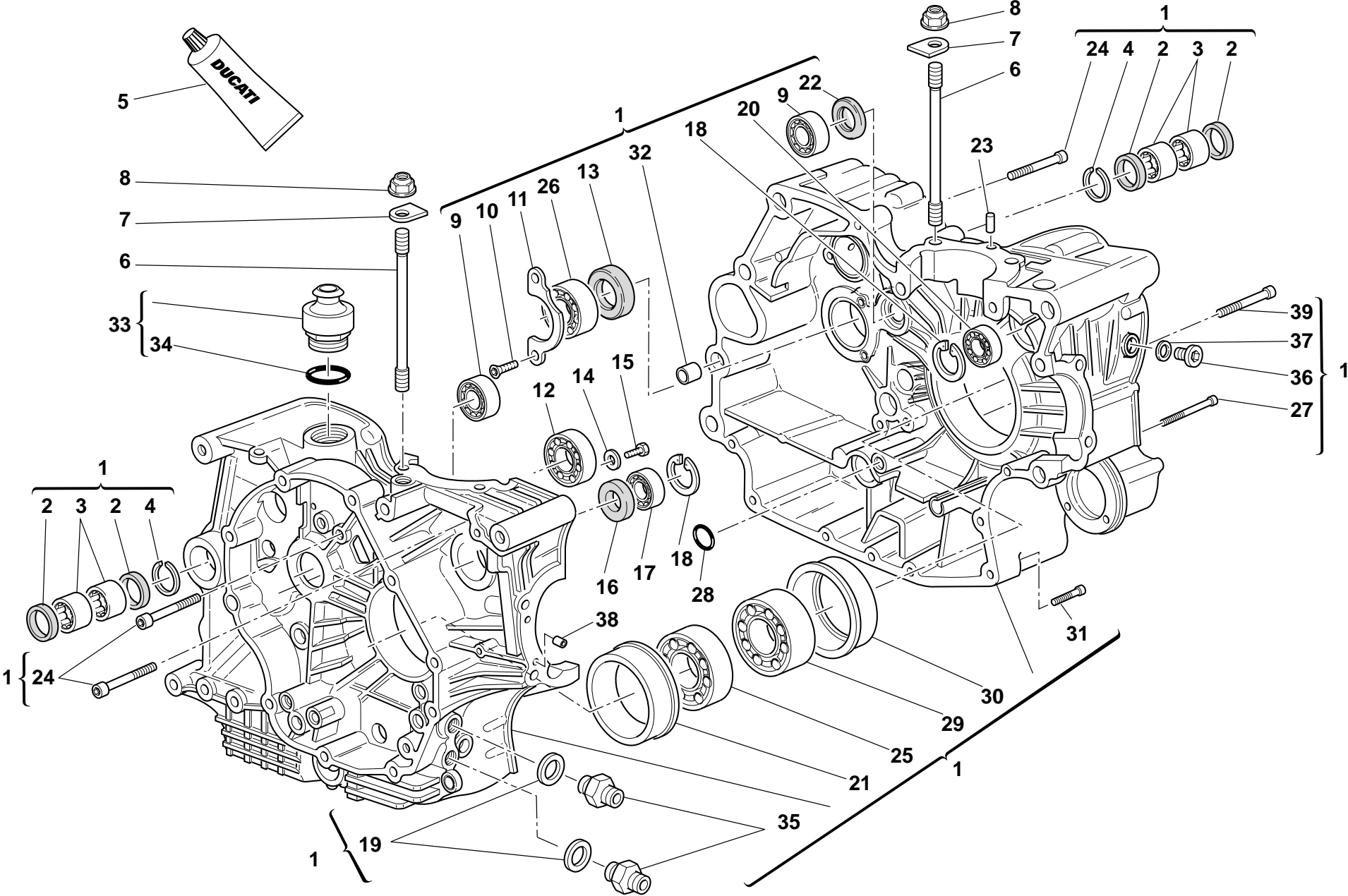
915. 1. 176. 1B

07 - 03

DRAWING

010

HALF CRANKCASES



DRAWING

010

HALF CRANKCASES


| NOTES | NO. | CODE NO.     | DESCRIPTION                           | VALIDITY | Q.TY |  |
|-------|-----|--------------|---------------------------------------|----------|------|---|
|       | 1   | 225.2.061.2A | Complete half-crankcases pair         |          | 1    |   |
|       | 2   | 0755.49.265  | Seal ring                             |          | 4    |   |
|       | 3   | 76400.0004   | Needle bearing                        |          | 4    |   |
|       | 4   | 76266.2668   | Snap ring                             |          | 2    |   |
|       | 5   | 94247.0014   | Fluid sealant                         |          | 1    |   |
|       | 6   | 766.1.001.2B | Stud bolt for fastening head cylinder |          | 8    |   |
|       | 7   | 856.1.024.2A | Special washer                        |          | 8    |   |
|       | 8   | 748.1.038.1A | Nut                                   |          | 8    |   |
|       | 9   | 702.4.033.1A | Bearing                               |          | 2    |   |
|       | 10  | 72094.1616   | Screw                                 |          | 2    |   |
|       | 11  | 826.1.012.1A | Keep plate                            |          | 1    |   |
|       | 12  | 702.5.019.1A | Bearing                               |          | 1    |   |
|       | 13  | 930.4.022.1A | Seal ring                             |          | 1    |   |
|       | 14  | 713.1.140.1A | Spacer                                |          | 2    |   |
|       | 15  | 770.5.250.8B | Screw                                 |          | 2    |   |
|       | 16  | 93785.1830   | Seal ring                             |          | 1    |   |
|       | 17  | 75794.1542   | Bearing                               |          | 1    |   |
|       | 18  | 73503.3380   | Circlip                               |          | 2    |   |
|       | 19  | 420.2.006.4A | Aluminium gasket                      |          | 2    |   |
|       | 20  | 702.5.008.1A | Bearing                               |          | 1    |   |
|       | 21  | 710.1.069.1A | Bearing holder bush                   |          | 1    |   |
|       | 22  | 0370.49.250  | Washer                                |          | 1    |   |
|       | 23  | 0011.52.010  | Locating dowel                        |          | 2    |   |
|       | 24  | 771.5.136.8B | Screw                                 |          | 6    |   |
|       | 25  | 75191.3380   | Bearing                               |          | 1    |   |
|       | 26  | 702.4.013.1A | Bearing                               |          | 1    |   |
|       | 27  | 771.5.080.8B | Screw                                 |          | 2    |   |

CATALOGUE No:

ISSUED:

915. 1. 176. 1B

07 - 03

| NOTES | NO. | CODE NO.     | DESCRIPTION         | VALIDITY | Q.TY |  |
|-------|-----|--------------|---------------------|----------|------|---|
|       | 28  | 93827.0114   | O-ring              |          | 1    |   |
|       | 29  | 702.4.020.1A | Bearing             |          | 1    |   |
|       | 30  | 710.1.070.1A | Bearing holder bush |          | 1    |   |
|       | 31  | 771.5.072.8B | Screw               |          | 7    |   |
|       | 32  | 711.1.095.1A | Bush                |          | 2    |   |
|       | 33  | 593.1.003.1B | Breather valve      |          | 1    |   |
|       | 34  | 93823.3156   | O-ring              |          | 1    |   |
|       | 35  | 815.1.022.1A | Nipple              |          | 2    |   |
|       | 36  | 779.1.182.2A | Special screw       |          | 1    |   |
|       | 37  | 420.2.006.2A | Aluminium gasket    |          | 1    |   |
|       | 38  | 711.1.128.1A | Bush                |          | 2    |   |
|       | 39  | 779.1.029.2A | Special screw       |          | 1    |   |

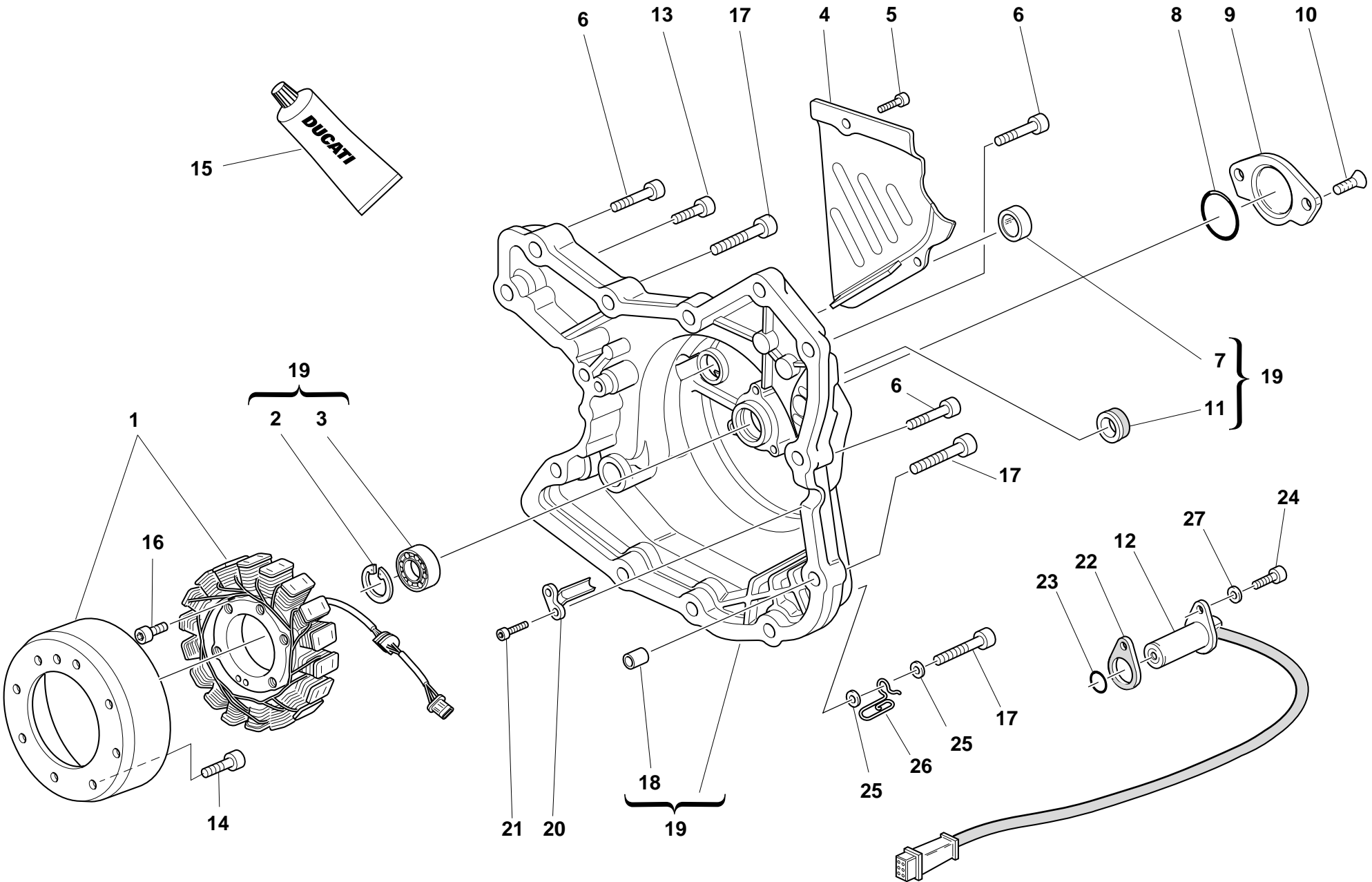
CATALOGUE No:

ISSUED:

915. 1. 176. 1B

07 - 03


DRAWING **011** ALTERNATOR COVER



DRAWING


011

ALTERNATOR COVER

| NOTES | NO. | CODE NO.      | DESCRIPTION           | VALIDITY | Q.TY |  |
|-------|-----|---------------|-----------------------|----------|------|---|
|       | 1   | 264.4.022.1A  | Generator             |          | 1    |   |
|       | 2   | 73503.3380    | Circlip               |          | 1    |   |
|       | 3   | 702.5.008.1A  | Bearing               |          | 1    |   |
|       | 4   | 247.1.083.1AE | Chain cover           |          | 1    |   |
|       | 5   | 771.5.064.2B  | Screw                 |          | 2    |   |
|       | 6   | 771.5.069.8B  | Screw                 |          | 9    |   |
|       | 7   | 254.1.001.2A  | Oil level sight glass |          | 1    |   |
|       | 8   | 886.4.035.1A  | O-ring                |          | 1    |   |
|       | 9   | 247.1.002.1BC | Cover                 |          | 1    |   |
|       | 10  | 777.5.049.8B  | Screw                 |          | 2    |   |
|       | 11  | 93783.1524    | Seal ring             |          | 1    |   |
|       | 12  | 552.4.020.1A  | Sensor                |          | 1    |   |
|       | 13  | 771.5.067.8B  | Screw                 |          | 2    |   |
|       | 14  | 779.4.075.1A  | Screw                 |          | 8    |   |
|       | 15  | 94247.0014    | Fluid sealant         |          | 1    |   |
|       | 16  | 771.5.073.8B  | Screw                 |          | 3    |   |
|       | 17  | 771.5.071.8B  | Screw                 |          | 3    |   |
|       | 18  | 0400.49.240   | Locating bush         |          | 2    |   |
|       | 19  | 242.2.045.1A  | Generator cover       |          | 1    |   |
|       | 20  | 830.1.144.1A  | Bracket               |          | 1    |   |
|       | 21  | 771.5.040.8B  | Screw                 |          | 2    |   |
|       | 22  | 788.1.066.1AA | Gasket th.0,6         |          | 1    |   |
|       | 22  | 788.1.066.1AB | Gasket th.0,8         |          | 1    |   |
|       | 22  | 788.1.066.1AC | Gasket th.1,0         |          | 1    |   |
|       | 23  | 886.4.003.1A  | O-ring                |          | 1    |   |
|       | 24  | 771.5.066.8B  | Screw                 |          | 1    |   |
|       | 25  | 734306N01     | Washer                |          | 2    |   |

CATALOGUE No:  
ISSUED:

915. 1. 176. 1B  
07 - 03

| NOTES | NO. | CODE NO.     | DESCRIPTION   | VALIDITY | Q.TY |  |
|-------|-----|--------------|---------------|----------|------|---|
|       | 26  | 881.1.030.1A | Holder        |          | 1    |   |
|       | 27  | 853.1.003.1A | Spring washer |          | 1    |   |

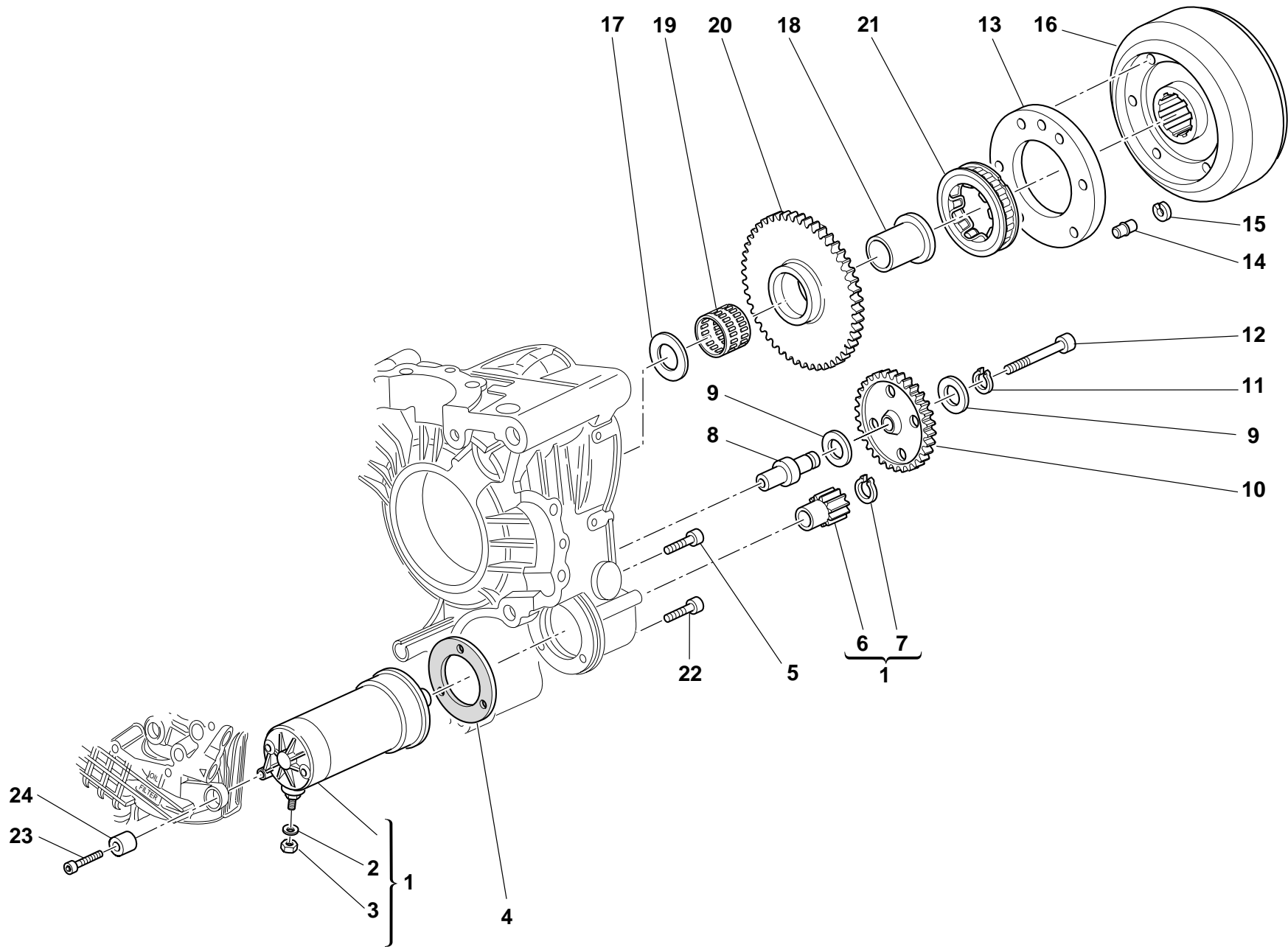
CATALOGUE No:  
ISSUED:

915. 1. 176. 1B  
07 - 03

DRAWING

012

ELECTRIC STARTER AND IGNITION






DRAWING

012

ELECTRIC STARTER AND IGNITION

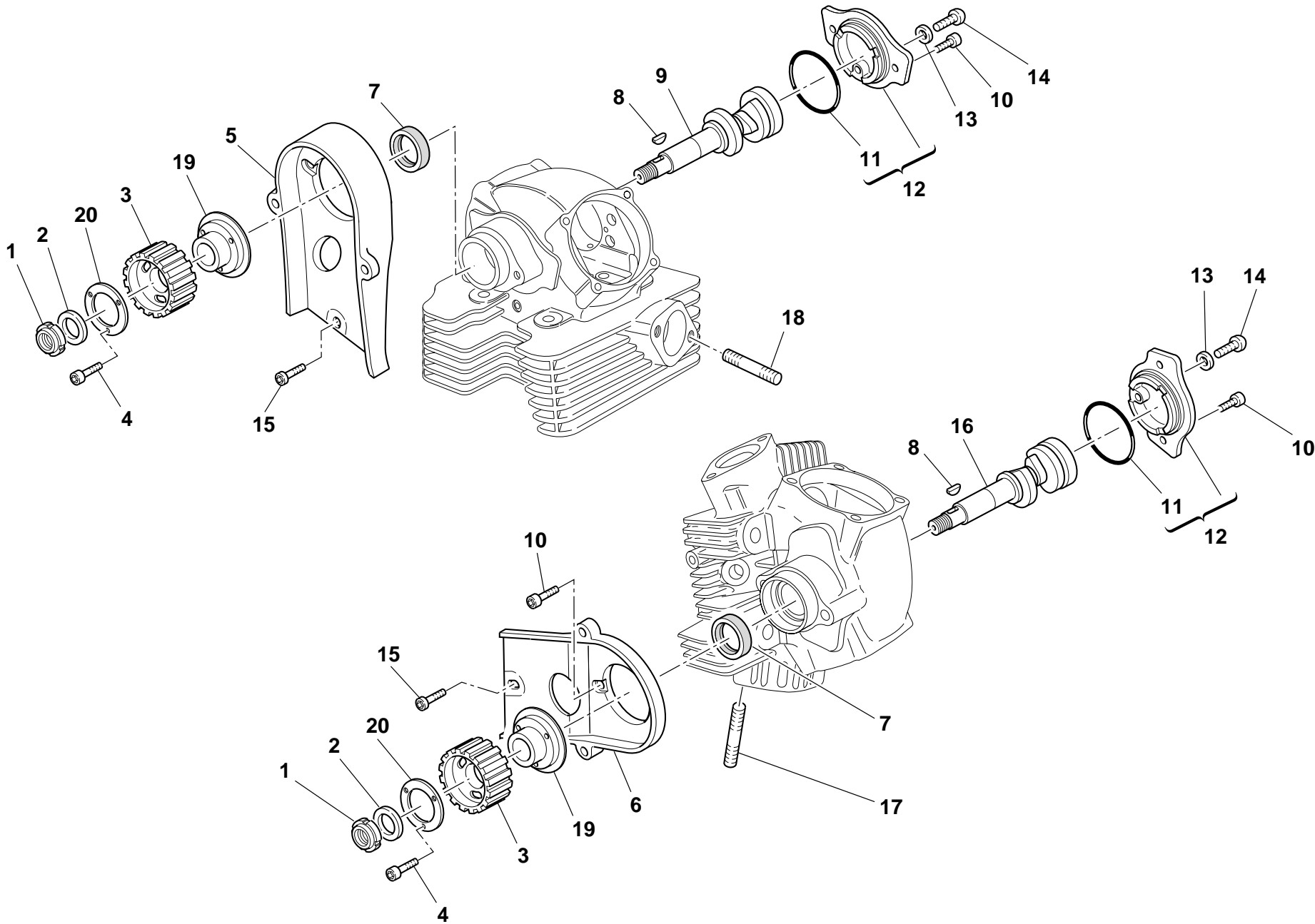
| NOTES | NO. | CODE NO.     | DESCRIPTION                  | VALIDITY | Q.TY |  |
|-------|-----|--------------|------------------------------|----------|------|---|
|       | 1   | 270.4.005.1A | Complete starter motor       |          | 1    |   |
|       | 2   | 853.1.003.1A | Spring washer                |          | 1    |   |
|       | 3   | 750.1.121.1A | Nut                          |          | 1    |   |
|       | 4   | 788.1.054.1A | Starter motor gasket         |          | 1    |   |
|       | 5   | 771.5.066.8B | Screw                        |          | 2    |   |
|       | 6   | 176.1.001.1A | Starter motor sprocket       |          | 1    |   |
|       | 7   | 73500.1237   | Circlip                      |          | 1    |   |
|       | 8   | 0660.50.020  | Intermediate gear pin        |          | 1    |   |
|       | 9   | 856.1.071.1A | Washer                       |          | 2    |   |
|       | 10  | 176.1.009.1A | Intermediate gear assembly   |          | 1    |   |
|       | 11  | 73500.1440   | Circlip                      |          | 1    |   |
|       | 12  | 771.5.078.8B | Screw                        |          | 1    |   |
|       | 13  | 160.1.057.1A | Flange                       |          | 1    |   |
|       | 14  | 863.1.002.1A | Locating pin                 |          | 1    |   |
|       | 15  | 0647.29.040  | Check ring                   |          | 1    |   |
|       | 16  | 276.1.025.1B | Ignition flywheel            |          | 1    |   |
|       | 17  | 0619.50.065  | Washer                       |          | 1    |   |
|       | 18  | 881.1.010.1C | Inner ring                   |          | 1    |   |
|       | 19  | 701.4.003.1A | Needle bearing               |          | 1    |   |
|       | 20  | 173.1.012.3A | Electric starter driven gear |          | 1    |   |
|       | 21  | 701.4.007.1A | Starter clutch               |          | 1    |   |
|       | 22  | 771.5.069.8B | Screw                        |          | 1    |   |
|       | 23  | 771.5.071.8B | Screw                        |          | 1    |   |
|       | 24  | 700.1.036.1A | Threaded insert              |          | 1    |   |

| NOTES | NO. | CODE NO. | DESCRIPTION | VALIDITY | Q.TY |  |
|-------|-----|----------|-------------|----------|------|---|
|-------|-----|----------|-------------|----------|------|---|

DRAWING

013


HEAD: TIMING



DRAWING

013

HEAD: TIMING

| NOTES | NO. | CODE NO.     | DESCRIPTION                 | VALIDITY | Q.TY |  |
|-------|-----|--------------|-----------------------------|----------|------|---|
|       | 1   | 72944.1542   | Elastic-stop ring nut       |          | 2    |   |
|       | 2   | 852.1.173.1A | Washer                      |          | 2    |   |
|       | 3   | 255.1.024.1A | Timing belt roller          |          | 2    |   |
|       | 4   | 779.5.030.2A | Screw                       |          | 6    |   |
|       | 5   | 245.1.030.1A | Vertical belt inner cover   |          | 1    |   |
|       | 6   | 245.1.031.1A | Horizontal belt inner cover |          | 1    |   |
|       | 7   | 930.4.061.1A | Seal ring                   |          | 2    |   |
|       | 8   | 74172.1008   | Woodruff key                |          | 2    |   |
|       | 9   | 148.1.110.1A | Vertical head camshaft      |          | 1    |   |
|       | 10  | 771.5.066.8B | Screw                       |          | 7    |   |
|       | 11  | 886.4.060.1A | O-ring                      |          | 2    |   |
|       | 12  | 235.2.030.1B | Side cap                    |          | 2    |   |
|       | 13  | 787.1.005.1A | Copper gasket               |          | 2    |   |
|       | 14  | 775.1.036.1A | Screw                       |          | 2    |   |
|       | 15  | 773.5.065.8B | Screw                       |          | 2    |   |
|       | 16  | 148.1.111.1A | Horizontal head camshaft    |          | 1    |   |
|       | 17  | 766.4.017.2A | Stud bolt                   |          | 4    |   |
|       | 18  | 766.4.018.1A | Stud bolt                   |          | 4    |   |
|       | 19  | 160.1.105.1A | Flange                      |          | 2    |   |
|       | 20  | 856.1.074.2A | Washer                      |          | 2    |   |

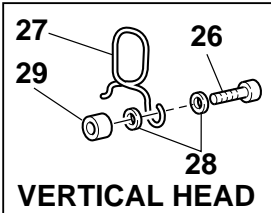
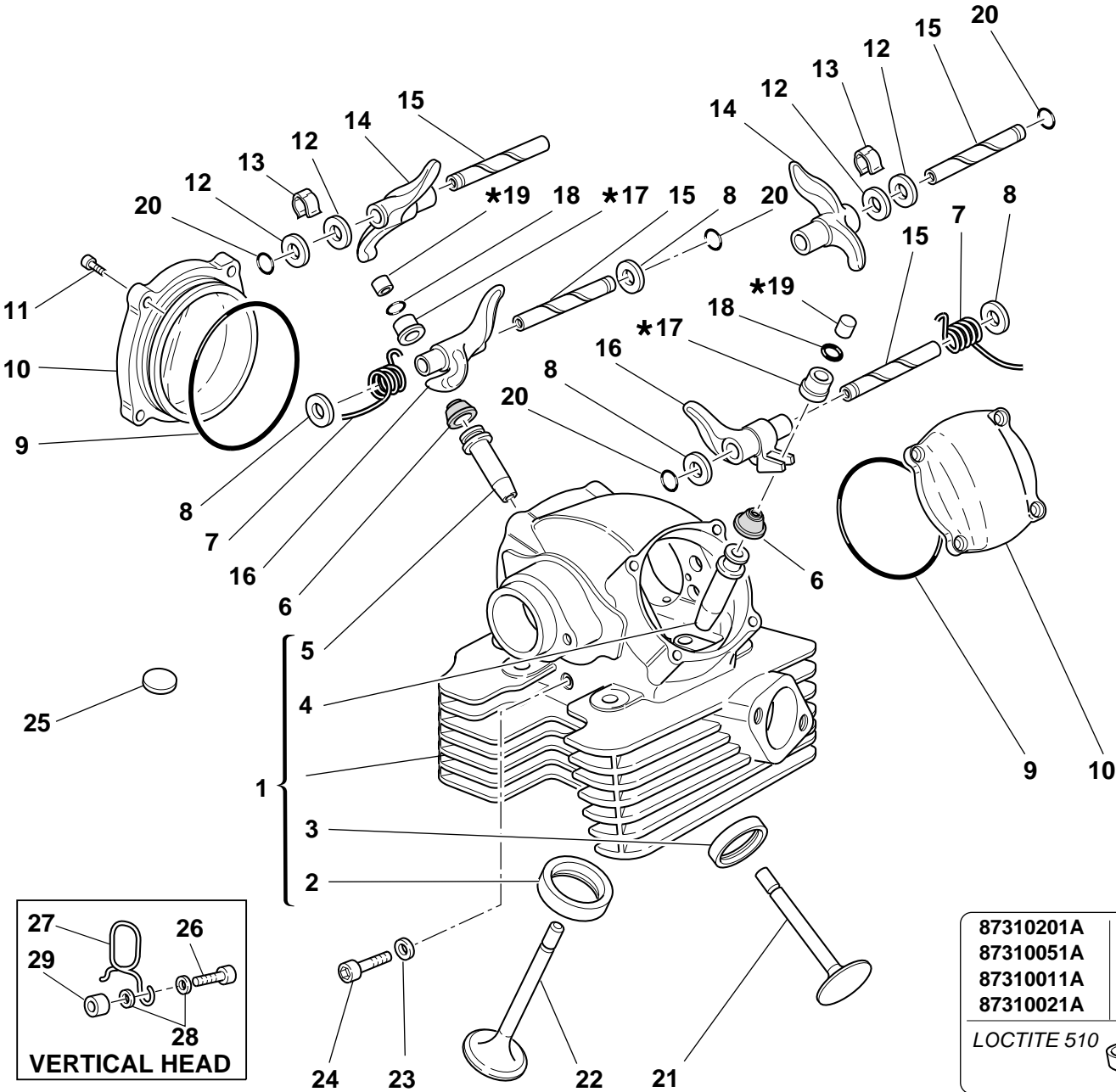
| NOTES | NO. | CODE NO. | DESCRIPTION | VALIDITY | Q.TY |  |
|-------|-----|----------|-------------|----------|------|---|
|-------|-----|----------|-------------|----------|------|---|

DRAWING

014

VERTICAL HEAD

| 19                        |      | 17                        |      |
|---------------------------|------|---------------------------|------|
| Registro bilanc. apertura |      | Registro bilanc. chiusura |      |
| Adjustment                |      | Adjustment                |      |
| Réglage                   |      | Réglage                   |      |
| Ventilkäppchen            |      | Ventilkäppchen            |      |
| 840.1.031.1A —            | 1,8  | 840.1.047.1B —            | 2,5  |
| 840.1.032.1A —            | 1,85 | 840.1.048.1B —            | 2,55 |
| 840.1.033.1A —            | 1,9  | 840.1.049.1B —            | 2,6  |
| 840.1.034.1A —            | 1,95 | 840.1.050.1B —            | 2,65 |
| 840.1.001.1A —            | 2    | 840.1.051.1B —            | 2,7  |
| 840.1.002.1A —            | 2,05 | 840.1.052.1B —            | 2,75 |
| 840.1.003.1A —            | 2,1  | 840.1.053.1B —            | 2,8  |
| 840.1.004.1A —            | 2,15 | 840.1.054.1B —            | 2,85 |
| 840.1.005.1A —            | 2,2  | 840.1.055.1B —            | 2,9  |
| 840.1.006.1A —            | 2,25 | 840.1.056.1B —            | 2,95 |
| 840.1.007.1A —            | 2,3  | 840.1.057.1B —            | 3    |
| 840.1.008.1A —            | 2,35 | 840.1.058.1B —            | 3,05 |
| 840.1.009.1A —            | 2,4  | 840.1.059.1B —            | 3,1  |
| 840.1.010.1A —            | 2,45 | 840.1.060.1B —            | 3,15 |
| 840.1.011.1A —            | 2,5  | 840.1.061.1B —            | 3,2  |
| 840.1.012.1A —            | 2,55 | 840.1.062.1B —            | 3,25 |
| 840.1.013.1A —            | 2,6  | 840.1.063.1B —            | 3,3  |
| 840.1.014.1A —            | 2,65 | 840.1.064.1B —            | 3,35 |
| 840.1.015.1A —            | 2,7  | 840.1.065.1B —            | 3,4  |
| 840.1.016.1A —            | 2,75 | 840.1.066.1B —            | 3,45 |
| 840.1.017.1A —            | 2,8  | 840.1.067.1B —            | 3,5  |
| 840.1.018.1A —            | 2,85 | 840.1.068.1B —            | 3,55 |
| 840.1.019.1A —            | 2,9  | 840.1.069.1B —            | 3,6  |
| 840.1.020.1A —            | 2,95 | 840.1.070.1B —            | 3,65 |
| 840.1.021.1A —            | 3    | 840.1.071.1B —            | 3,7  |
| 840.1.022.1A —            | 3,05 | 840.1.072.1B —            | 3,75 |
| 840.1.023.1A —            | 3,1  | 840.1.073.1B —            | 3,8  |
| 840.1.024.1A —            | 3,15 | 840.1.074.1B —            | 3,85 |
| 840.1.025.1A —            | 3,2  | 840.1.075.1B —            | 3,9  |
| 840.1.026.1A —            | 3,25 | 840.1.076.1B —            | 3,95 |
| 840.1.027.1A —            | 3,3  | 840.1.077.1B —            | 4    |
| 840.1.028.1A —            | 3,35 | 840.1.078.1B —            | 4,05 |
| 840.1.029.1A —            | 3,4  | 840.1.079.1B —            | 4,1  |
| 840.1.030.1A —            | 3,45 | 840.1.080.1B —            | 4,15 |
| 840.1.108.1A —            | 3,5  | 840.1.081.1B —            | 4,2  |
| 840.1.109.1A —            | 3,55 | 840.1.082.1B —            | 4,25 |
| 840.1.072.1A —            | 3,6  | 840.1.083.1B —            | 4,3  |
| 840.1.110.1A —            | 3,65 | 840.1.084.1B —            | 4,35 |
| 840.1.111.1A —            | 3,7  | 840.1.085.1B —            | 4,4  |
| 840.1.112.1A —            | 3,75 |                           |      |
| 840.1.073.1A —            | 3,8  |                           |      |



VERTICAL HEAD


|           |    |
|-----------|----|
| 87310201A | 20 |
| 87310051A | 18 |
| 87310011A | 16 |
| 87310021A | 10 |

LOCTITE 510

DRAWING

014

VERTICAL HEAD


| NOTES | NO. | CODE NO.      | DESCRIPTION                      | VALIDITY | Q.TY |  |
|-------|-----|---------------|----------------------------------|----------|------|---|
|       | 1   | 301.2.092.2C  | Complete vertical head           |          | 1    |   |
|       | 2   | 304.1.042.1B  | Intake valve seat                |          | 1    |   |
|       | 2   | 304.1.042.1BB | Oversize intake valve seat 0.03  |          | 1    |   |
|       | 2   | 304.1.042.1BC | Oversize intake valve seat 0.06  |          | 1    |   |
|       | 3   | 304.1.043.1B  | Exhaust valve seat               |          | 1    |   |
|       | 3   | 304.1.043.1BB | Oversize exhaust valve seat 0.03 |          | 1    |   |
|       | 3   | 304.1.043.1BC | Oversize exhaust valve seat 0.06 |          | 1    |   |
|       | 4   | 303.1.041.1A  | Intake valve guide               |          | 1    |   |
|       | 4   | 303.1.041.1AA | Intake valve guide magg. 0,03    |          | 1    |   |
|       | 4   | 303.1.041.1AB | Intake valve guide magg. 0,06    |          | 1    |   |
|       | 4   | 303.1.041.1AC | Intake valve guide magg. 0,09    |          | 1    |   |
|       | 5   | 303.1.040.1A  | Exhaust valve guide              |          | 1    |   |
|       | 5   | 303.1.040.1AA | Exhaust valve guide magg. 0,03   |          | 1    |   |
|       | 5   | 303.1.040.1AB | Exhaust valve guide magg. 0,06   |          | 1    |   |
|       | 5   | 303.1.040.1AC | Exhaust valve guide magg. 0,09   |          | 1    |   |
|       | 6   | 764.1.002.1A  | Rubber pad                       |          | 2    |   |
|       | 7   | 799.1.061.1A  | Closing rocker spring            |          | 2    |   |
|       | 8   | 0619.92.180   | Shim th. 0.3                     |          | 6    |   |
|       | 8   | 0670.92.190   | Shim th. 2                       |          | 4    |   |
|       | 8   | 0765.92.185   | Shim th. 1                       |          | 2    |   |
|       | 8   | 0765.92.190   | Shim th. 0.5                     |          | 4    |   |
|       | 8   | 0765.92.195   | Shim th. 0.1                     |          | 2    |   |
|       | 8   | 0765.92.205   | Shim th. 0.2                     |          | 8    |   |
|       | 9   | 463.2.010.9A  | O-ring                           |          | 2    |   |
|       | 10  | 240.2.026.1B  | Valve cover                      |          | 2    |   |
|       | 11  | 771.5.066.8B  | Screw                            |          | 3    |   |
|       | 12  | 0647.70.010   | Shim                             |          | 4    |   |

CATALOGUE No:

ISSUED:

915. 1. 176. 1B

07 - 03

| NOTES | NO. | CODE NO.     | DESCRIPTION          | VALIDITY | Q.TY |  |
|-------|-----|--------------|----------------------|----------|------|---|
|       | 13  | 0375.92.210  | Spring               |          | 2    |   |
|       | 14  | 208.1.012.4A | Opening rocker       |          | 2    |   |
|       | 15  | 821.1.111.1A | Rocker shaft         |          | 4    |   |
|       | 16  | 209.1.017.1A | Closing rocker       |          | 2    |   |
|       | 17  | .....        | See table            |          | 2    |   |
|       | 18  | 669.1.001.1E | Split rings          |          | 4    |   |
|       | 19  | .....        | See table            |          | 2    |   |
|       | 20  | 463.2.026.1A | O-ring               |          | 4    |   |
|       | 21  | 211.1.040.1A | Exhaust valve        |          | 1    |   |
|       | 22  | 210.1.042.1A | Intake valve         |          | 1    |   |
|       | 23  | 420.2.000.7A | Gasket               |          | 1    |   |
|       | 24  | 779.1.133.1A | Screw                |          | 1    |   |
|       | 25  | 700.1.040.1A | Vibration damper pad |          | 12   |   |
|       | 26  | 771.5.071.8B | Screw                |          | 1    |   |
|       | 27  | 881.1.023.1A | Ring                 |          | 1    |   |
|       | 28  | 852.1.176.1A | Washer               |          | 2    |   |
|       | 29  | 713.1.241.1A | Spacer               |          | 1    |   |

CATALOGUE No:

ISSUED:

915. 1. 176. 1B

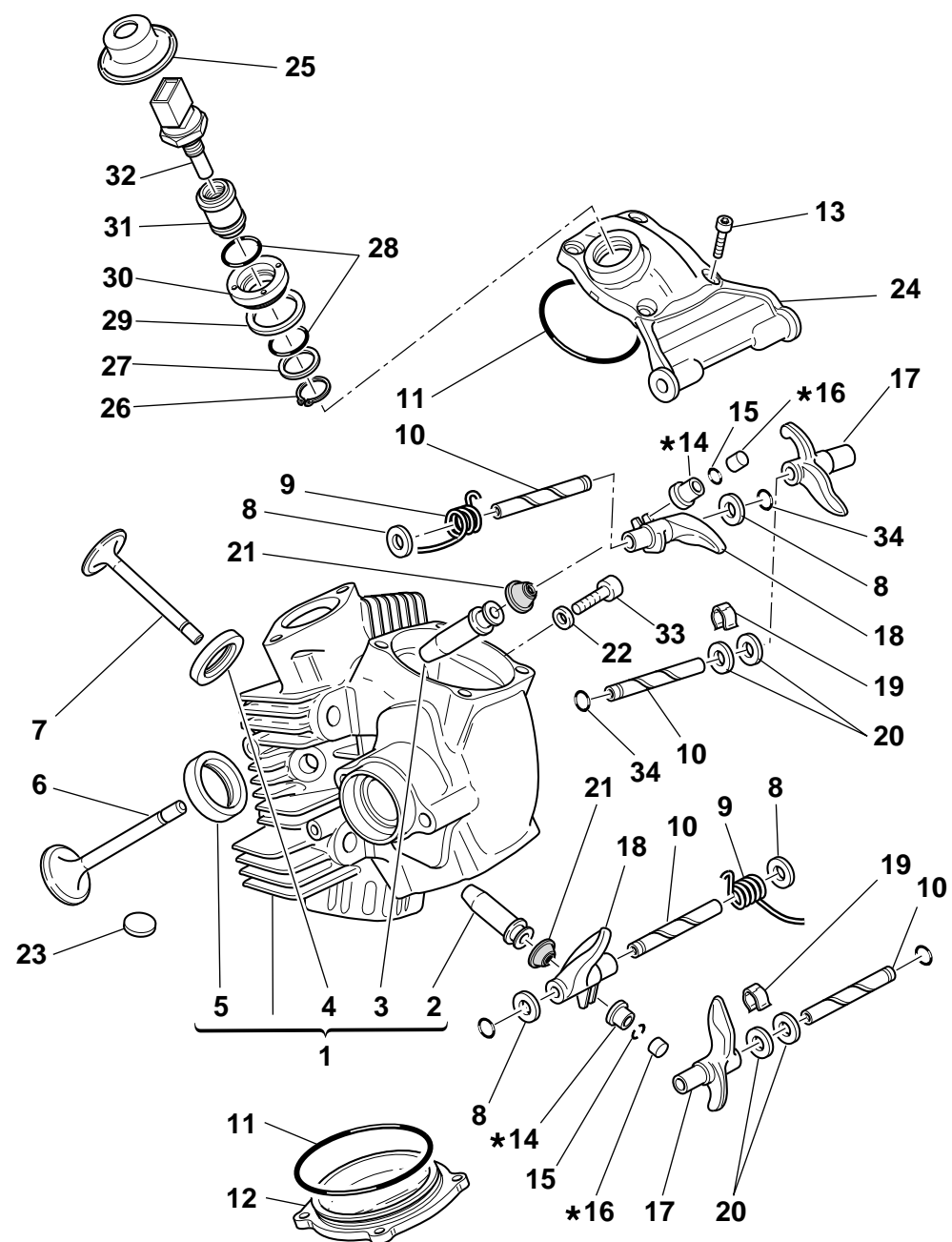
07 - 03

DRAWING

015


HORIZONTAL HEAD

| 16                        |      | 14                        |      |
|---------------------------|------|---------------------------|------|
| Registro bilanc. apertura |      | Registro bilanc. chiusura |      |
| Adjustment                |      | Adjustment                |      |
| Réglage                   |      | Réglage                   |      |
| Ventilkäppchen            |      | Ventilkäppchen            |      |
| 840.1.031.1A —            | 1,8  | 840.1.047.1B —            | 2,5  |
| 840.1.032.1A —            | 1,85 | 840.1.048.1B —            | 2,55 |
| 840.1.033.1A —            | 1,9  | 840.1.049.1B —            | 2,6  |
| 840.1.034.1A —            | 1,95 | 840.1.050.1B —            | 2,65 |
| 840.1.001.1A —            | 2    | 840.1.051.1B —            | 2,7  |
| 840.1.002.1A —            | 2,05 | 840.1.052.1B —            | 2,75 |
| 840.1.003.1A —            | 2,1  | 840.1.053.1B —            | 2,8  |
| 840.1.004.1A —            | 2,15 | 840.1.054.1B —            | 2,85 |
| 840.1.005.1A —            | 2,2  | 840.1.055.1B —            | 2,9  |
| 840.1.006.1A —            | 2,25 | 840.1.056.1B —            | 2,95 |
| 840.1.007.1A —            | 2,3  | 840.1.057.1B —            | 3    |
| 840.1.008.1A —            | 2,35 | 840.1.058.1B —            | 3,05 |
| 840.1.009.1A —            | 2,4  | 840.1.059.1B —            | 3,1  |
| 840.1.010.1A —            | 2,45 | 840.1.060.1B —            | 3,15 |
| 840.1.011.1A —            | 2,5  | 840.1.061.1B —            | 3,2  |
| 840.1.012.1A —            | 2,55 | 840.1.062.1B —            | 3,25 |
| 840.1.013.1A —            | 2,6  | 840.1.063.1B —            | 3,3  |
| 840.1.014.1A —            | 2,65 | 840.1.064.1B —            | 3,35 |
| 840.1.015.1A —            | 2,7  | 840.1.065.1B —            | 3,4  |
| 840.1.016.1A —            | 2,75 | 840.1.066.1B —            | 3,45 |
| 840.1.017.1A —            | 2,8  | 840.1.067.1B —            | 3,5  |
| 840.1.018.1A —            | 2,85 | 840.1.068.1B —            | 3,55 |
| 840.1.019.1A —            | 2,9  | 840.1.069.1B —            | 3,6  |
| 840.1.020.1A —            | 2,95 | 840.1.070.1B —            | 3,65 |
| 840.1.021.1A —            | 3    | 840.1.071.1B —            | 3,7  |
| 840.1.022.1A —            | 3,05 | 840.1.072.1B —            | 3,75 |
| 840.1.023.1A —            | 3,1  | 840.1.073.1B —            | 3,8  |
| 840.1.024.1A —            | 3,15 | 840.1.074.1B —            | 3,85 |
| 840.1.025.1A —            | 3,2  | 840.1.075.1B —            | 3,9  |
| 840.1.026.1A —            | 3,25 | 840.1.076.1B —            | 3,95 |
| 840.1.027.1A —            | 3,3  | 840.1.077.1B —            | 4    |
| 840.1.028.1A —            | 3,35 | 840.1.078.1B —            | 4,05 |
| 840.1.029.1A —            | 3,4  | 840.1.079.1B —            | 4,1  |
| 840.1.030.1A —            | 3,45 | 840.1.080.1B —            | 4,15 |
| 840.1.108.1A —            | 3,5  | 840.1.081.1B —            | 4,2  |
| 840.1.109.1A —            | 3,55 | 840.1.082.1B —            | 4,25 |
| 840.1.072.1A —            | 3,6  | 840.1.083.1B —            | 4,3  |
| 840.1.110.1A —            | 3,65 | 840.1.084.1B —            | 4,35 |
| 840.1.111.1A —            | 3,7  | 840.1.085.1B —            | 4,4  |
| 840.1.112.1A —            | 3,75 |                           |      |
| 840.1.073.1A —            | 3,8  |                           |      |



|           |     |
|-----------|-----|
| 87310201A | Ø20 |
| 87310051A | Ø18 |
| 87310011A | Ø16 |
| 87310021A | Ø10 |


LOCTITE 510



DRAWING


015

HORIZONTAL HEAD

| NOTES | NO. | CODE NO.      | DESCRIPTION                      | VALIDITY | Q.TY |  |
|-------|-----|---------------|----------------------------------|----------|------|---|
|       | 1   | 301.2.093.2C  | Complete horizontal head         |          | 1    |   |
|       | 2   | 303.1.040.1A  | Exhaust valve guide              |          | 1    |   |
|       | 2   | 303.1.040.1AA | Exhaust valve guide magg. 0,03   |          | 1    |   |
|       | 2   | 303.1.040.1AB | Exhaust valve guide magg. 0,06   |          | 1    |   |
|       | 2   | 303.1.040.1AC | Exhaust valve guide magg. 0,09   |          | 1    |   |
|       | 3   | 303.1.041.1A  | Intake valve guide               |          | 1    |   |
|       | 3   | 303.1.041.1AA | Intake valve guide magg. 0,03    |          | 1    |   |
|       | 3   | 303.1.041.1AB | Intake valve guide magg. 0,06    |          | 1    |   |
|       | 3   | 303.1.041.1AC | Intake valve guide magg. 0,09    |          | 1    |   |
|       | 4   | 304.1.042.1B  | Intake valve seat                |          | 1    |   |
|       | 4   | 304.1.042.1BB | Oversize intake valve seat 0.03  |          | 1    |   |
|       | 4   | 304.1.042.1BC | Oversize intake valve seat 0.06  |          | 1    |   |
|       | 5   | 304.1.043.1B  | Exhaust valve seat               |          | 1    |   |
|       | 5   | 304.1.043.1BB | Oversize exhaust valve seat 0.03 |          | 1    |   |
|       | 5   | 304.1.043.1BC | Oversize exhaust valve seat 0.06 |          | 1    |   |
|       | 6   | 211.1.040.1A  | Exhaust valve                    |          | 1    |   |
|       | 7   | 210.1.042.1A  | Intake valve                     |          | 1    |   |
|       | 8   | 0619.92.180   | Shim th. 0.3                     |          | 6    |   |
|       | 8   | 0670.92.190   | Shim th. 2                       |          | 4    |   |
|       | 8   | 0765.92.185   | Shim th. 1                       |          | 2    |   |
|       | 8   | 0765.92.190   | Shim th. 0.5                     |          | 4    |   |
|       | 8   | 0765.92.195   | Shim th. 0.1                     |          | 2    |   |
|       | 8   | 0765.92.205   | Shim th. 0.2                     |          | 8    |   |
|       | 9   | 799.1.061.1A  | Closing rocker spring            |          | 2    |   |
|       | 10  | 821.1.111.1A  | Rocker shaft                     |          | 4    |   |
|       | 11  | 463.2.010.9A  | O-ring                           |          | 2    |   |
|       | 12  | 240.2.026.1B  | Valve cover                      |          | 1    |   |

CATALOGUE No:  
ISSUED:

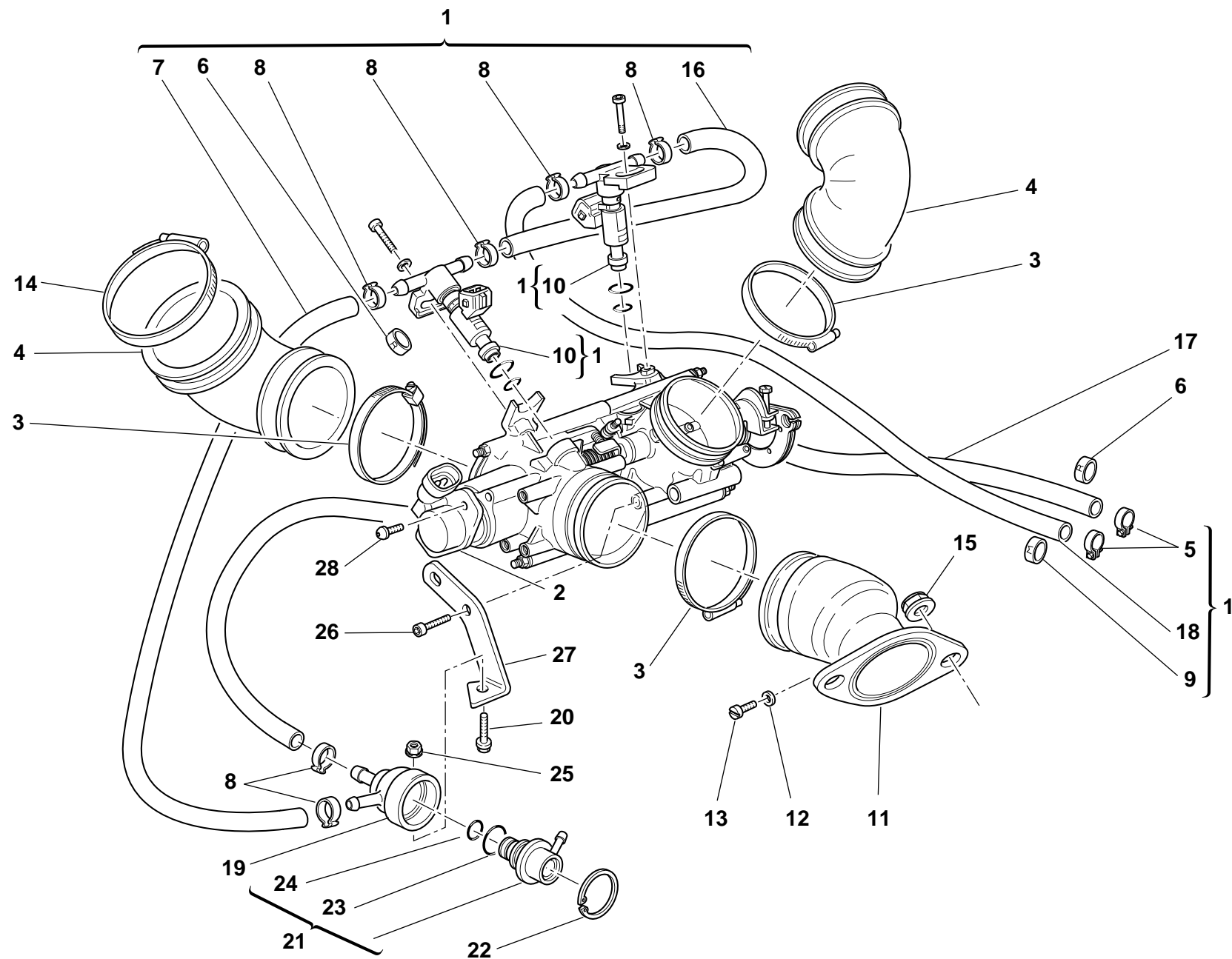
915.1.176.1B  
07 - 03

| NOTES | NO. | CODE NO.     | DESCRIPTION          | VALIDITY | Q.TY |  |
|-------|-----|--------------|----------------------|----------|------|---|
|       | 13  | 771.5.066.8B | Screw                |          | 8    |   |
|       | 14  | .....        | See table            |          | 2    |   |
|       | 15  | 669.1.001.1E | Split rings          |          | 4    |   |
|       | 16  | .....        | See table            |          | 2    |   |
|       | 17  | 208.1.012.4A | Opening rocker       |          | 2    |   |
|       | 18  | 209.1.017.1A | Closing rocker       |          | 2    |   |
|       | 19  | 0375.92.210  | Spring               |          | 2    |   |
|       | 20  | 0647.70.010  | Shim                 |          | 4    |   |
|       | 21  | 764.1.002.1A | Rubber pad           |          | 2    |   |
|       | 22  | 420.2.000.7A | Gasket               |          | 1    |   |
|       | 23  | 700.1.040.1A | Vibration damper pad |          | 27   |   |
|       | 24  | 240.2.031.1A | Intake valve cover   |          | 1    |   |
|       | 25  | 672.1.034.1A | Rubber cap           |          | 1    |   |
|       | 26  | 73500.1747   | Snap ring            |          | 1    |   |
|       | 27  | 713.1.137.1A | Spacer               |          | 1    |   |
|       | 28  | 886.4.028.1A | O-Ring               |          | 2    |   |
|       | 29  | 787.1.008.1A | Aluminium gasket     |          | 1    |   |
|       | 30  | 703.1.019.1A | Ring nut             |          | 1    |   |
|       | 31  | 829.1.235.1A | Holder sensor        |          | 1    |   |
|       | 32  | 552.4.013.1A | Sensor               |          | 1    |   |
|       | 33  | 779.1.133.1A | Screw                |          | 1    |   |
|       | 34  | 463.2.026.1A | O-ring               |          | 4    |   |

CATALOGUE No:  
ISSUED:

915.1.176.1B  
07 - 03

DRAWING 016 INLET DICT






DRAWING

016

INLET DICT

| NOTES | NO. | CODE NO.     | DESCRIPTION        | VALIDITY | Q.TY |  |
|-------|-----|--------------|--------------------|----------|------|---|
|       | 1   | 282.4.046.1A | Feed unit assembly |          | 1    |   |
|       | 2   | 284.4.008.1A | Potentiometer      |          | 1    |   |
|       | 3   | 741.4.042.1A | Hose guide         |          | 4    |   |
|       | 4   | 801.1.027.1A | Hose               |          | 2    |   |
|       | 5   | 741.4.004.1A | Hose guide         |          | 2    |   |
|       | 6   | 741.4.041.1A | Clamp "R"          |          | 1    |   |
|       | 7   | 590.1.154.1A | Tube               |          | 1    |   |
|       | 8   | 287.4.024.1B | Hose guide         |          | 6    |   |
|       | 9   | 741.4.040.1A | Clamp "M"          |          | 1    |   |
|       | 10  | 280.4.007.1A | Injector           |          | 2    |   |
|       | 11  | 137.2.003.3A | Intake duct        |          | 2    |   |
|       | 12  | 0250.70.223  | Aluminium gasket   |          | 2    |   |
|       | 13  | 776.5.032.2A | Screw              |          | 2    |   |
|       | 14  | 741.4.067.1A | Hose guide         |          | 2    |   |
|       | 15  | 748.4.034.1A | Nut                |          | 4    |   |
|       | 16  | 590.1.104.1A | Tube               |          | 1    |   |
|       | 17  | 590.1.162.1A | Tube               |          | 1    |   |
|       | 18  | 590.1.084.1A | Tube               |          | 1    |   |
|       | 19  | 830.1.091.2A | Holder             |          | 1    |   |
|       | 20  | 8000.62729   | Screw              |          | 1    |   |
|       | 21  | 283.4.003.1A | Pressure regulator |          | 1    |   |
|       | 22  | 73503.3449   | Circlip            |          | 1    |   |
|       | 23  | 886.4.022.1A | O-ring             |          | 1    |   |
|       | 24  | 886.4.021.1A | O-ring             |          | 1    |   |
|       | 25  | 0335.03.465  | El-stop nut        |          | 1    |   |
|       | 26  | 70620.5212   | Screw              |          | 2    |   |
|       | 27  | 827.1.241.1A | Regulator bracket  |          | 1    |   |

CATALOGUE No:  
ISSUED:

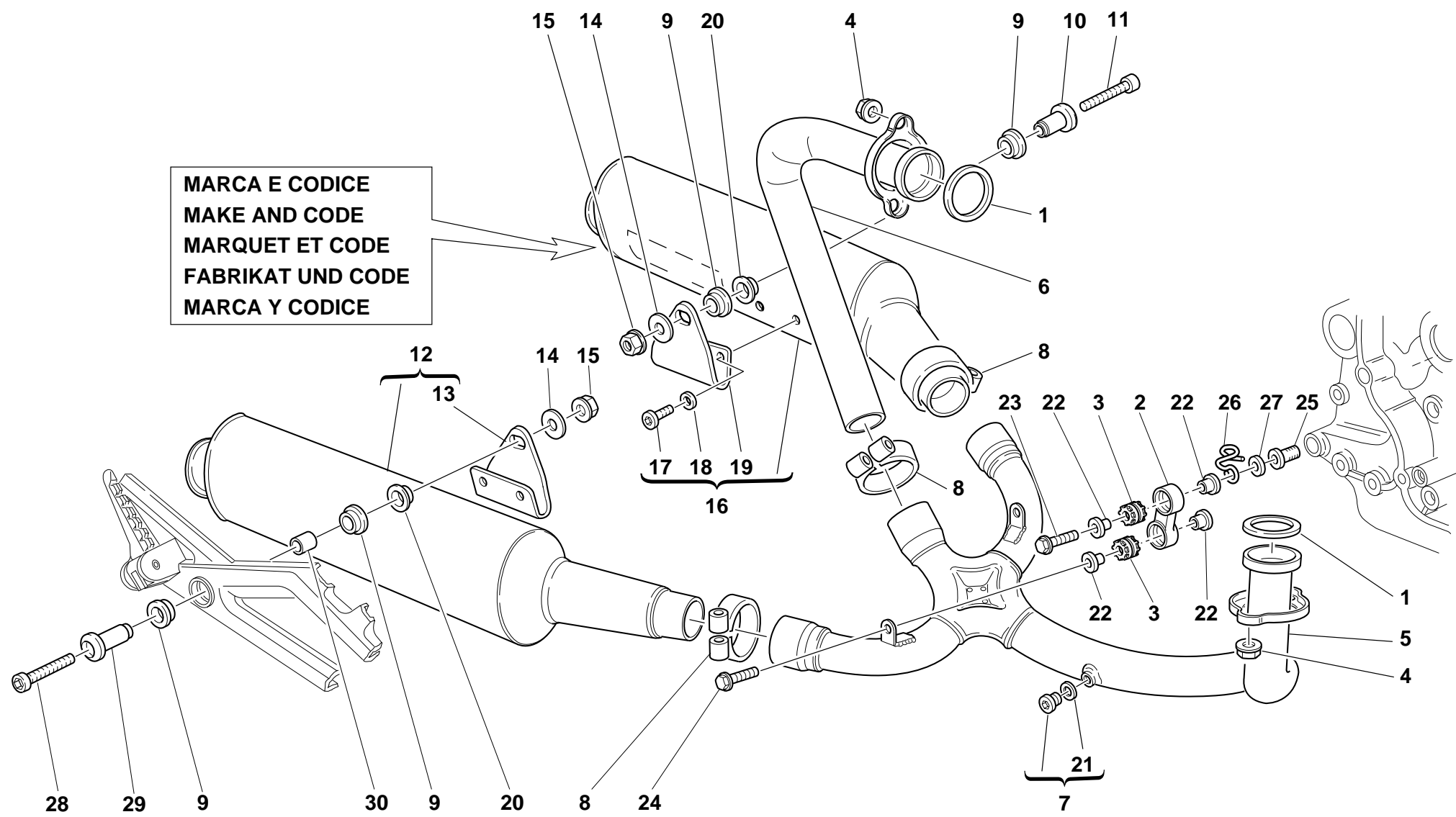
915. 1. 176. 1B  
07 - 03

| NOTES | NO. | CODE NO.     | DESCRIPTION | VALIDITY | Q.TY |  |
|-------|-----|--------------|-------------|----------|------|---|
|       | 28  | 771.5.019.2B | Screw       |          | 2    |   |

CATALOGUE No:  
ISSUED:

915. 1. 176. 1B  
07 - 03


DRAWING **017** EXHAUST SYSTEM



DRAWING

017

EXHAUST SYSTEM


| NOTES | NO. | CODE NO.     | DESCRIPTION                  | VALIDITY | Q.TY |  |
|-------|-----|--------------|------------------------------|----------|------|---|
|       | 1   | 0370.84.005  | Exhaust gasket               |          | 2    |   |
|       | 2   | 80A0.62649   | Holder                       |          | 2    |   |
|       | 3   | 764.1.024.1A | Vibration damper pad         |          | 4    |   |
|       | 4   | 748.4.033.1A | Nut                          |          | 4    |   |
|       | 5   | 570.1.088.1A | Horizontal head exhaust pipe |          | 1    |   |
|       | 6   | 571.1.084.1A | Vertical head exhaust pipe   |          | 1    |   |
|       | 7   | 780.1.007.1A | Cap                          |          | 2    |   |
|       | 8   | 741.1.028.1A | Hose guide                   |          | 3    |   |
|       | 9   | 764.1.001.1A | Rubber pad                   |          | 4    |   |
|       | 10  | 716.1.055.1A | Spacer                       |          | 2    |   |
|       | 11  | 779.5.003.1A | Screw                        |          | 1    |   |
|       | 12  | 573.1.050.3E | R.H. silencer                |          | 1    |   |
|       | 13  | 576.1.039.1A | R.H. bracket                 |          | 1    |   |
|       | 14  | 0000.30326   | Washer                       |          | 2    |   |
|       | 15  | 729906FN1    | Nut                          |          | 2    |   |
|       | 16  | 574.1.050.3E | L.H. silencer                |          | 1    |   |
|       | 17  | 770.5.121.9E | Screw                        |          | 4    |   |
|       | 18  | 852.5.004.1C | Washer                       |          | 4    |   |
|       | 19  | 576.1.038.1A | L.H. bracket                 |          | 1    |   |
|       | 20  | 711.1.090.1A | Bush                         |          | 2    |   |
|       | 21  | 420.2.001.0A | Gasket th.1                  |          | 2    |   |
|       | 22  | 713.1.082.1A | Spacer                       |          | 8    |   |
|       | 23  | 0000.62729   | Screw                        |          | 2    |   |
|       | 24  | 0000.62730   | Screw                        |          | 2    |   |
|       | 25  | 779.1.247.1A | Screw                        |          | 2    |   |
|       | 26  | 829.1.275.1A | Ring                         |          | 1    |   |
|       | 27  | 734306N01    | Washer                       |          | 1    |   |

CATALOGUE No:

ISSUED:

915. 1. 176. 1B

07 - 03

| NOTES | NO. | CODE NO.     | DESCRIPTION | VALIDITY | Q.TY |  |
|-------|-----|--------------|-------------|----------|------|---|
|       | 28  | 779.5.018.1A | Screw       |          | 1    |   |
|       | 29  | 711.1.090.1B | Bush        |          | 1    |   |
|       | 30  | 852.1.118.1A | Washer      |          | 1    |   |

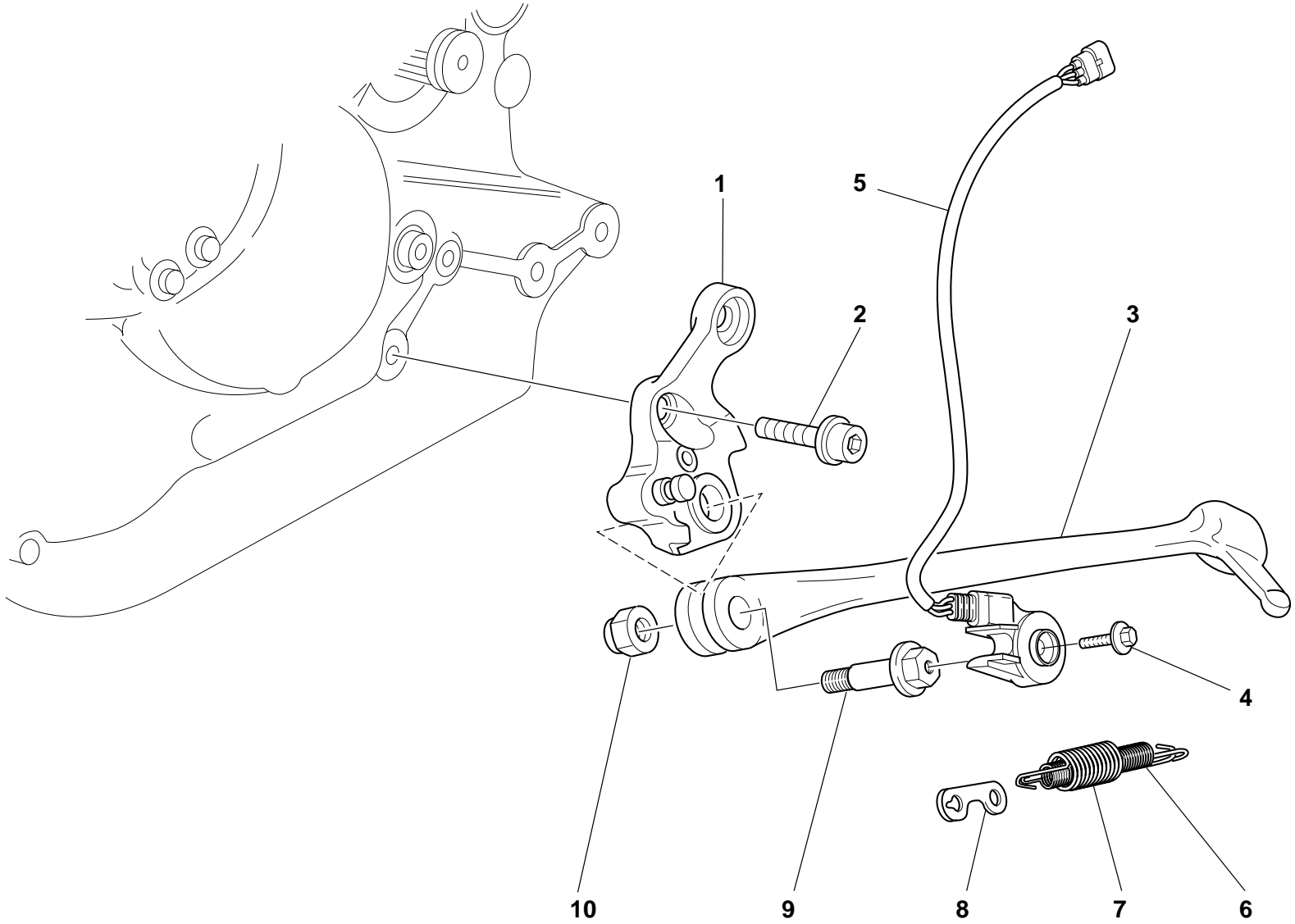
CATALOGUE No:

ISSUED:

915. 1. 176. 1B

07 - 03


DRAWING **018** STANDS



DRAWING

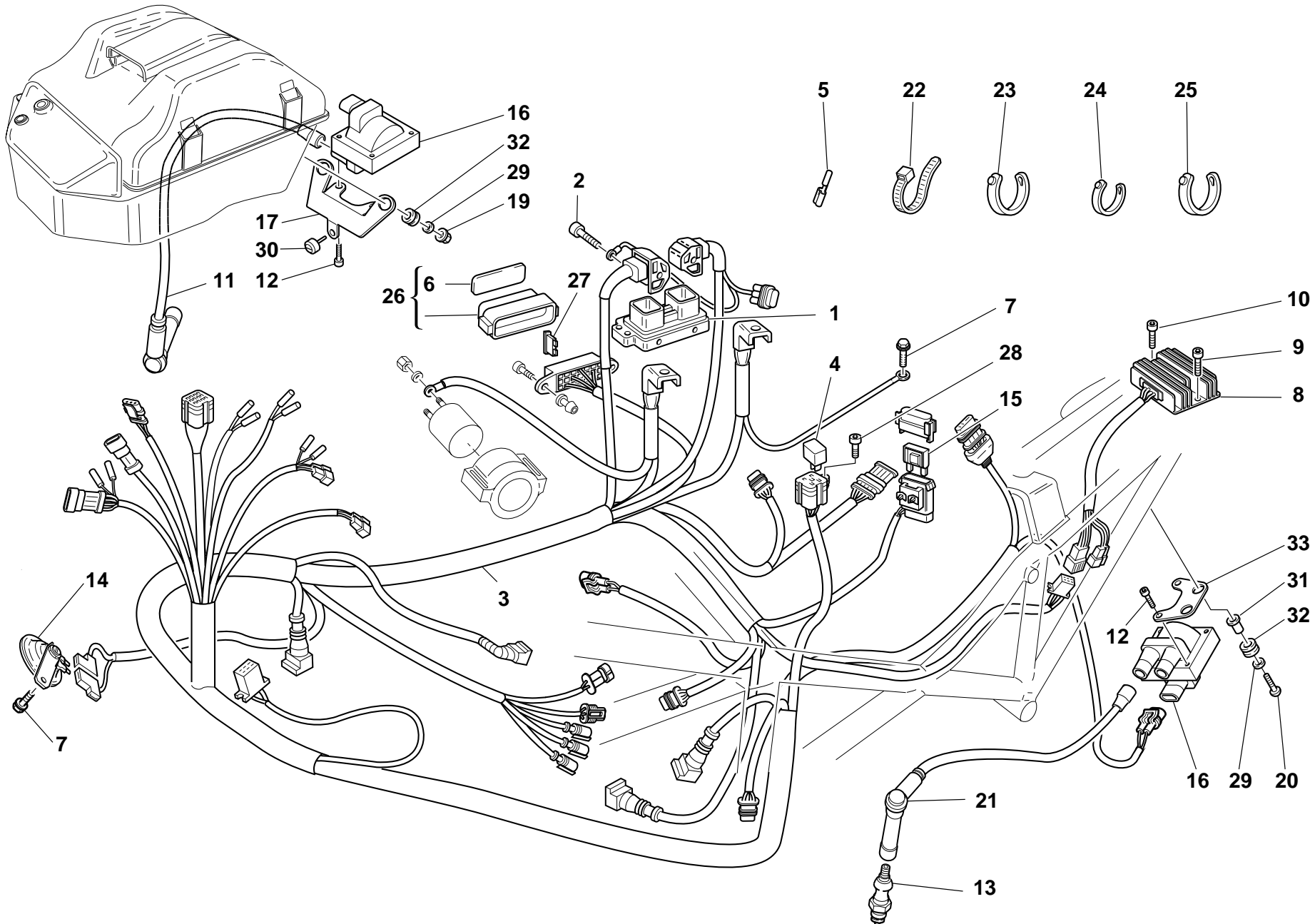
018

STANDS

| NOTES | NO. | CODE NO.     | DESCRIPTION  | VALIDITY | Q.TY |  |
|-------|-----|--------------|--------------|----------|------|---|
|       | 1   | 556.2.027.1A | Plate        |          | 1    |   |
|       | 2   | 771.5.754.2B | Screw        |          | 1    |   |
|       | 3   | 556.1.017.1C | Side stand   |          | 1    |   |
|       | 4   | 779.4.005.1A | Screw        |          | 1    |   |
|       | 5   | 539.1.023.1A | Switch       |          | 1    |   |
|       | 6   | 799.1.089.1A | Spring       |          | 1    |   |
|       | 7   | 799.1.088.1A | Outer spring |          | 1    |   |
|       | 8   | 827.1.139.2B | Plate        |          | 1    |   |
|       | 9   | 556.1.018.1C | Pivot        |          | 1    |   |
|       | 10  | 749.4.045.2G | Nut          |          | 1    |   |

| NOTES | NO. | CODE NO. | DESCRIPTION | VALIDITY | Q.TY |  |
|-------|-----|----------|-------------|----------|------|---|
|-------|-----|----------|-------------|----------|------|---|


DRAWING **019** ELECTRIC SYSTEM



DRAWING

019

ELECTRIC SYSTEM


| NOTES | NO. | CODE NO.     | DESCRIPTION             | VALIDITY | Q.TY |  |
|-------|-----|--------------|-------------------------|----------|------|---|
|       | 1   | 286.4.073.1B | Injection control unit  |          | 1    |   |
|       | 2   | 771.5.072.2B | Screw                   |          | 2    |   |
|       | 3   | 510.1.253.1A | Electric wiring         |          | 1    |   |
|       | 4   | 541.4.003.1A | Relay                   |          | 2    |   |
|       | 5   | 0000.66527   | End section             |          | 4    |   |
|       | 6   | 433.1.277.1A | Sticker schema fusibili |          | 1    |   |
|       | 7   | 772.5.008.1A | Screw                   |          | 2    |   |
|       | 8   | 540.4.010.1A | Voltage rectifier       |          | 1    |   |
|       | 9   | 60N102509    | Screw                   |          | 1    |   |
|       | 10  | 771.5.073.2B | Screw                   |          | 1    |   |
|       | 11  | 671.1.022.1A | RH spark plug cable     |          | 2    |   |
|       | 12  | 771.5.025.2B | Screw                   |          | 4    |   |
|       | 13  | 670.4.014.1A | Spark plug              |          | 4    |   |
|       | 14  | 516.4.003.1B | Horn (BLACK)            |          | 1    |   |
|       | 15  | 389.4.014.1A | Fuse 40A                |          | 1    |   |
|       | 16  | 380.4.010.1B | Coil                    |          | 2    |   |
|       | 17  | 827.1.255.1A | Plate                   |          | 1    |   |
|       | 18  | 775.1.013.1A | Screw                   |          | 2    |   |
|       | 19  | 729906FN1    | Nut                     |          | 2    |   |
|       | 20  | 0000.62726   | Screw                   |          | 2    |   |
|       | 21  | 671.1.021.1A | LH spark plug cable     |          | 2    |   |
|       | 22  | 741.1.012.1A | Hose guide              |          | 3    |   |
|       | 23  | 0691.91.030  | Hose guide              |          | 37   |   |
|       | 24  | 741.4.038.1A | Hose guide              |          | 7    |   |
|       | 25  | 741.1.013.1A | Hose guide              |          | 11   |   |
|       | 26  | 246.1.061.1B | Case cover              |          | 1    |   |
|       | 27  | 389.4.006.1A | Fuse 3A                 |          | 1    |   |

CATALOGUE No:

ISSUED:

915.1.176.1B

07 - 03

| NOTES | NO. | CODE NO.     | DESCRIPTION          | VALIDITY | Q.TY |  |
|-------|-----|--------------|----------------------|----------|------|---|
|       | 27  | 389.4.007.1A | Fuse 7.5A            |          | 1    |   |
|       | 27  | 389.4.008.1A | Fuse 15A             |          | 1    |   |
|       | 27  | 389.4.010.1A | Fuse 30A             |          | 1    |   |
|       | 27  | 389.4.013.1A | Fuse 20A             |          | 1    |   |
|       | 27  | 389.4.015.1A | Fuse 5A              |          | 1    |   |
|       | 27  | 389.4.016.1A | Fuse 10A             |          | 2    |   |
|       | 28  | 771.5.040.2B | Screw                |          | 1    |   |
|       | 29  | 8000.56359   | Washer               |          | 4    |   |
|       | 30  | 8000.66308   | Vibration damper pad |          | 1    |   |
|       | 31  | 0000.44099   | Spacer               |          | 2    |   |
|       | 32  | 0797.72.068  | Vibration damper pad |          | 4    |   |
|       | 33  | 827.1.256.1A | Plate                |          | 1    |   |

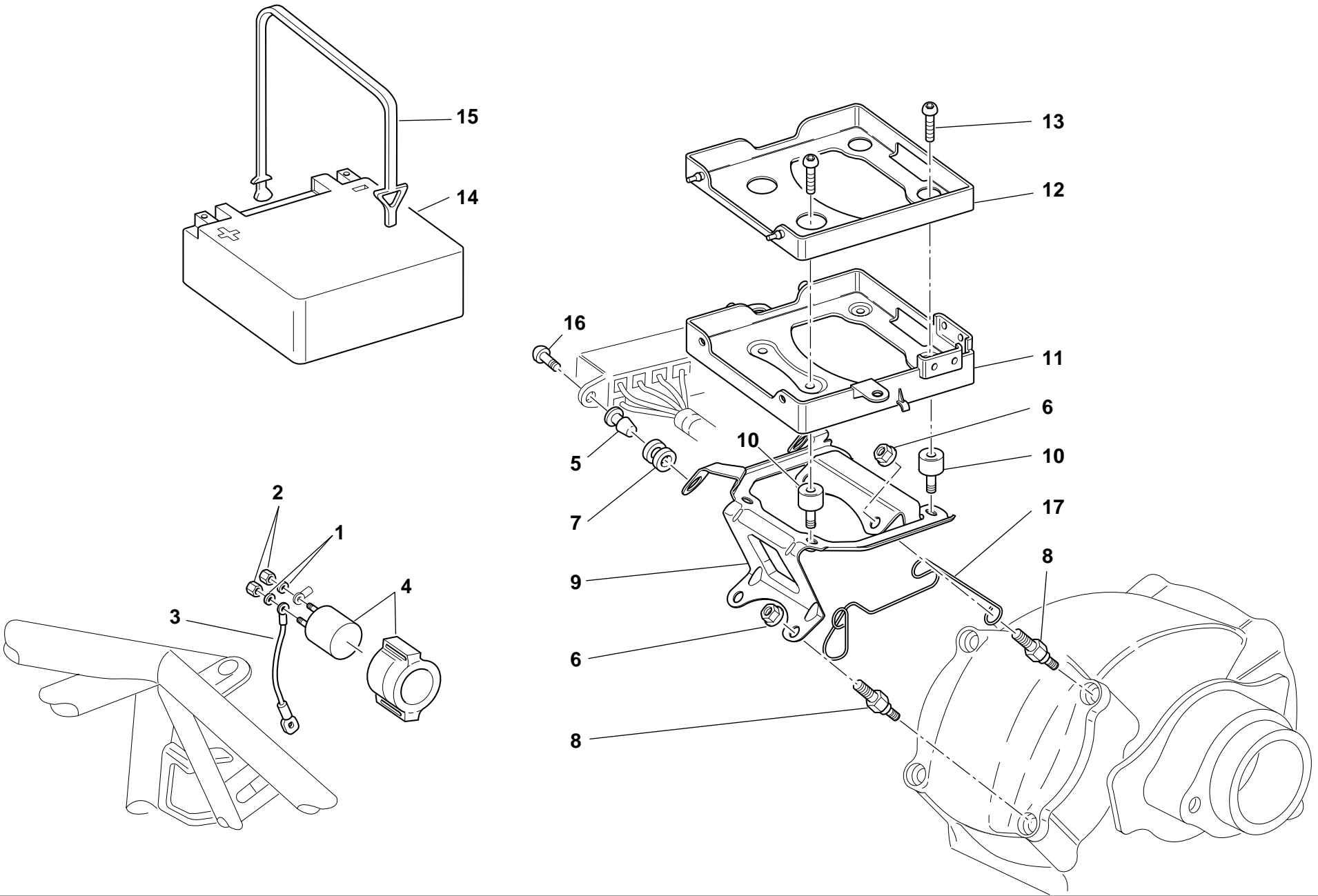
CATALOGUE No:

ISSUED:

915.1.176.1B

07 - 03

DRAWING **020** BATTERY BOX MOUNT






DRAWING

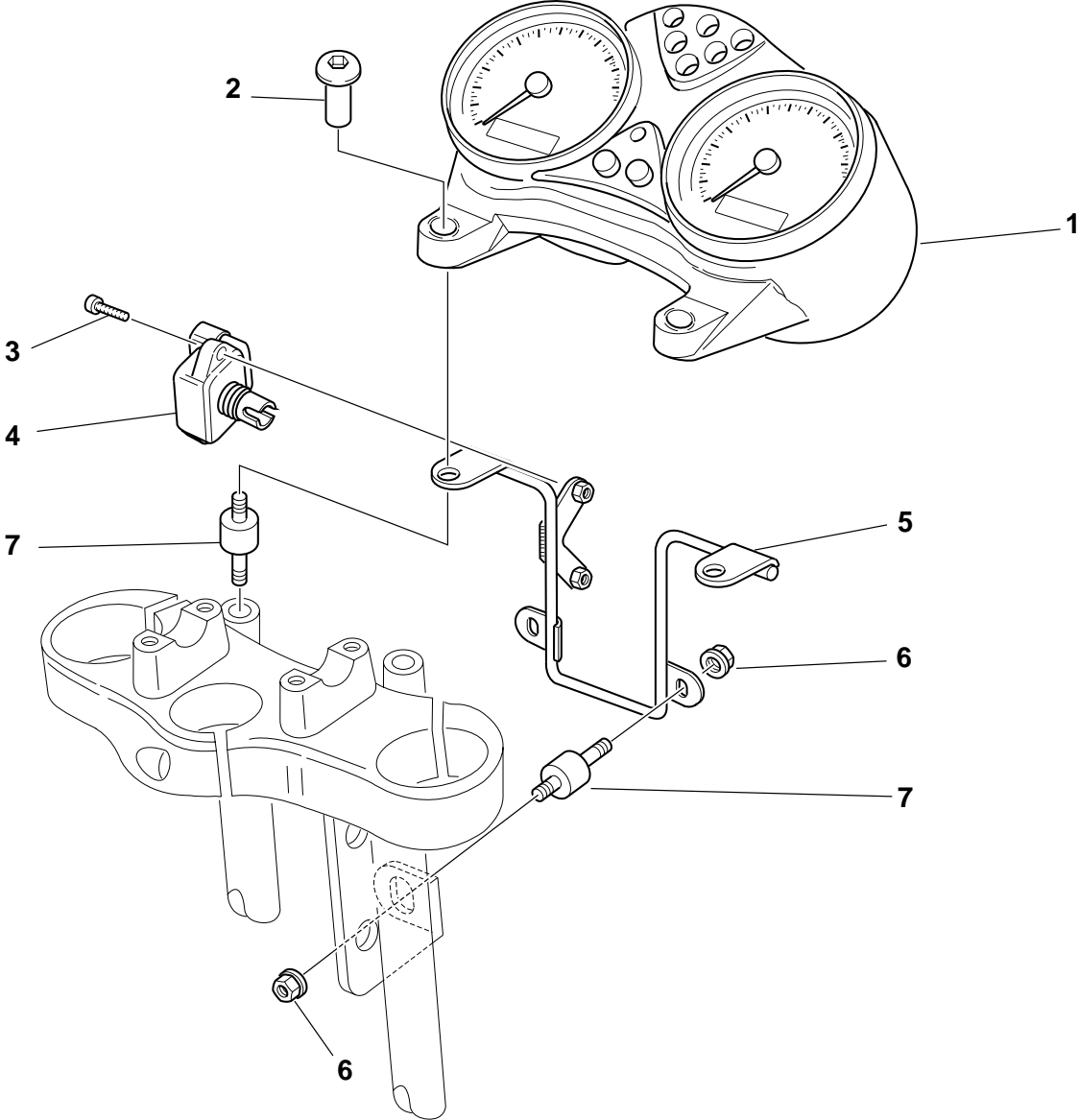
020

BATTERY BOX MOUNT

| NOTES | NO. | CODE NO.     | DESCRIPTION                          | VALIDITY | Q.TY |  |
|-------|-----|--------------|--------------------------------------|----------|------|---|
|       | 1   | 462.4.037.6A | Spring washer                        |          | 2    |   |
|       | 2   | 417.9.050.6A | Nut                                  |          | 2    |   |
|       | 3   | 514.1.043.1A | Solenoid starter-starter motor cable |          | 1    |   |
|       | 4   | 397.4.002.1A | Remote switch                        |          | 1    |   |
|       | 5   | 821.1.054.1A | Pin                                  |          | 2    |   |
|       | 6   | 748.4.034.1A | Nut                                  |          | 4    |   |
|       | 7   | 764.1.029.1A | Rubber pad                           |          | 2    |   |
|       | 8   | 779.1.239.1B | Special screw                        |          | 4    |   |
|       | 9   | 830.1.229.2A | Bracket                              |          | 1    |   |
|       | 10  | 700.1.031.1A | Vibration damper                     |          | 4    |   |
|       | 11  | 829.1.283.1B | Battery box mount                    |          | 1    |   |
|       | 12  | 829.1.285.1A | Battery carpet                       |          | 1    |   |
|       | 13  | 0000.56525   | Screw                                |          | 4    |   |
|       | 14  | 395.4.013.1B | Battery                              |          | 1    |   |
|       | 15  | 759.1.006.1A | Spring hook                          |          | 1    |   |
|       | 16  | 779.1.088.1A | Screw                                |          | 2    |   |
|       | 17  | 881.1.042.1A | Guide ring                           |          | 1    |   |

| NOTES | NO. | CODE NO. | DESCRIPTION | VALIDITY | Q.TY |  |
|-------|-----|----------|-------------|----------|------|---|
|-------|-----|----------|-------------|----------|------|---|


DRAWING **021** INSTRUMENT PANEL



DRAWING

021

INSTRUMENT PANEL

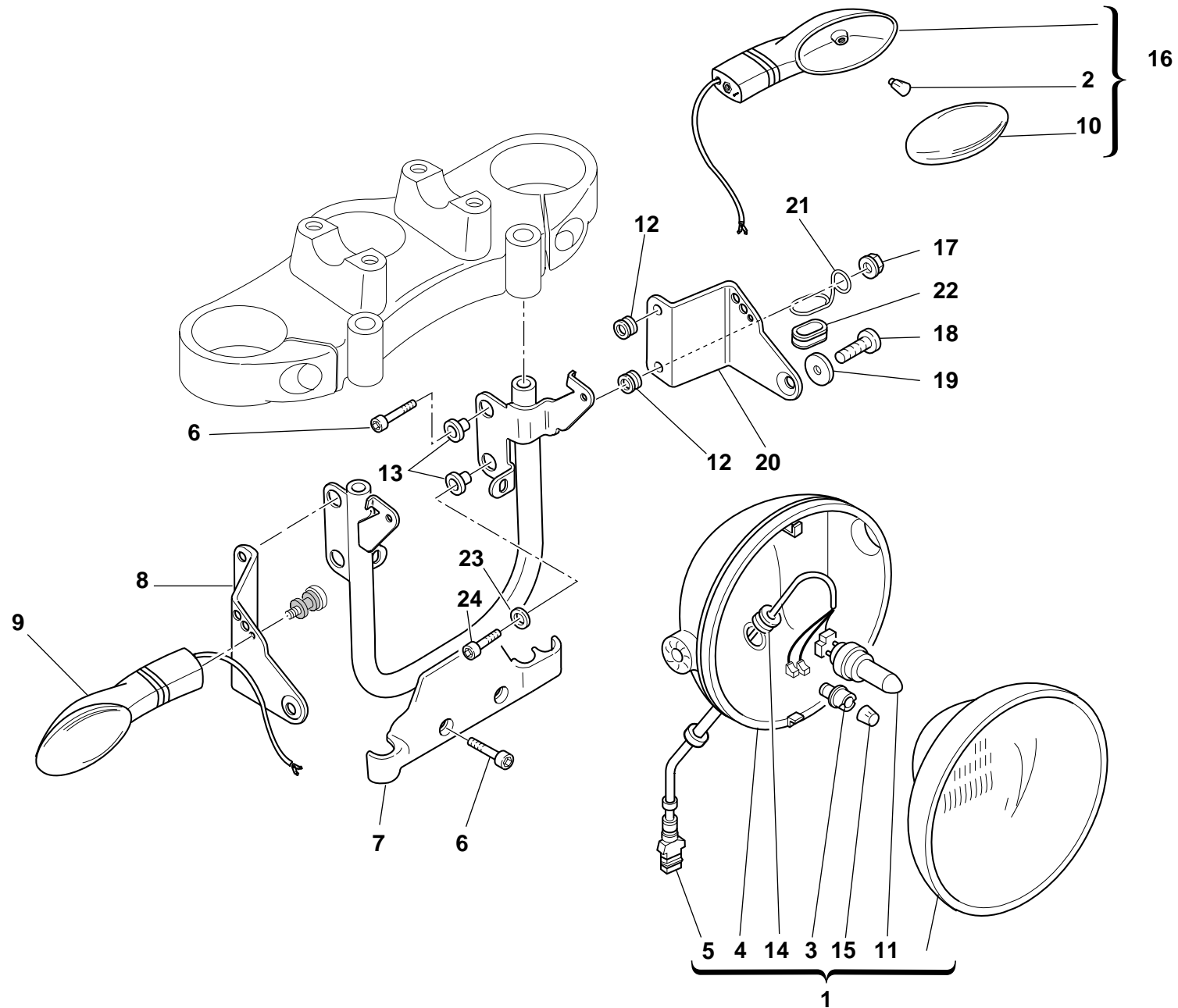
| NOTES | NO. | CODE NO.     | DESCRIPTION                                     | VALIDITY | Q.TY |  |
|-------|-----|--------------|---|----------|------|---|
|       | 1   | 406.1.026.1C | Complete instrument panel (speedometer - miles) |          | 1    |   |
|       | 2   | 779.1.214.1B | Special screw                                   |          | 2    |   |
|       | 3   | 72276.1035   | Screw   |          | 2    |   |
|       | 4   | 552.4.031.1A | Sensor  |          | 1    |   |
|       | 5   | 470.1.062.1A | Frame   |          | 1    |   |
|       | 6   | 748.4.026.1B | Nut   |          | 4    |   |
|       | 7   | 700.1.038.1A | Vibration damper pad                            |          | 4    |   |

| NOTES | NO. | CODE NO. | DESCRIPTION | VALIDITY | Q.TY |  |
|-------|-----|----------|-------------|----------|------|---|
|-------|-----|----------|-------------|----------|------|---|

DRAWING

022


## FRONT HEAD-LIGHT



DRAWING

022

FRONT HEAD-LIGHT

| NOTES | NO. | CODE NO.     | DESCRIPTION                   | VALIDITY | Q.TY |  |
|-------|-----|--------------|-------------------------------|----------|------|---|
|       | 1   | 520.4.006.1C | Complete headlight            |          | 1    |   |
| AUS   | 1   | 520.4.007.1C | Complete headlight L.H. drive |          | 1    |   |
| GB    | 1   | 520.4.007.1C | Complete headlight L.H. drive |          | 1    |   |
| J     | 1   | 520.4.007.1C | Complete headlight L.H. drive |          | 1    |   |
|       | 2   | 0000.36726   | Bulb                          |          | 2    |   |
|       | 3   | 521.4.005.1A | Lamp holder                   |          | 1    |   |
|       | 4   | 723.1.003.1A | Cap                           |          | 1    |   |
|       | 5   | 510.1.075.1A | Electric wiring               |          | 1    |   |
|       | 6   | 60N102509    | Screw                         |          | 5    |   |
|       | 7   | 829.1.099.1D | Headlight holder              |          | 1    |   |
|       | 8   | 830.1.194.1A | R.H. bracket                  |          | 1    |   |
|       | 9   | 530.4.007.2A | Turn indicator                |          | 1    |   |
|       | 10  | 532.4.004.1A | Cup                           |          | 2    |   |
|       | 11  | 0796.38.305  | Bulb 55/60W                   |          | 1    |   |
|       | 12  | 8000.18048   | Rubber pad                    |          | 4    |   |
|       | 13  | 716.1.022.1A | Spacer                        |          | 4    |   |
|       | 14  | 758.1.014.1A | Fairlead                      |          | 1    |   |
|       | 15  | 0659.38.226  | Bulb 4W                       |          | 1    |   |
|       | 16  | 530.4.008.2A | Turn indicator                |          | 1    |   |
|       | 17  | 750.5.001.1A | Nut                           |          | 4    |   |
|       | 18  | 707008N01    | Screw                         |          | 2    |   |
|       | 19  | 841.1.017.1A | Retainer                      |          | 2    |   |
|       | 20  | 830.1.195.1A | L.H. bracket                  |          | 1    |   |
|       | 21  | 881.1.035.1A | Ring                          |          | 1    |   |
|       | 22  | 0797.41.090  | Fairlead rubber ring          |          | 1    |   |
|       | 23  | 734306N01    | Washer                        |          | 1    |   |
|       | 24  | 60N102510    | Screw                         |          | 1    |   |

CATALOGUE No:

ISSUED:

915.1.176.1B

07 - 03

| NOTES | NO. | CODE NO. | DESCRIPTION | VALIDITY | Q.TY |  |
|-------|-----|----------|-------------|----------|------|---|
|-------|-----|----------|-------------|----------|------|---|

CATALOGUE No:

ISSUED:

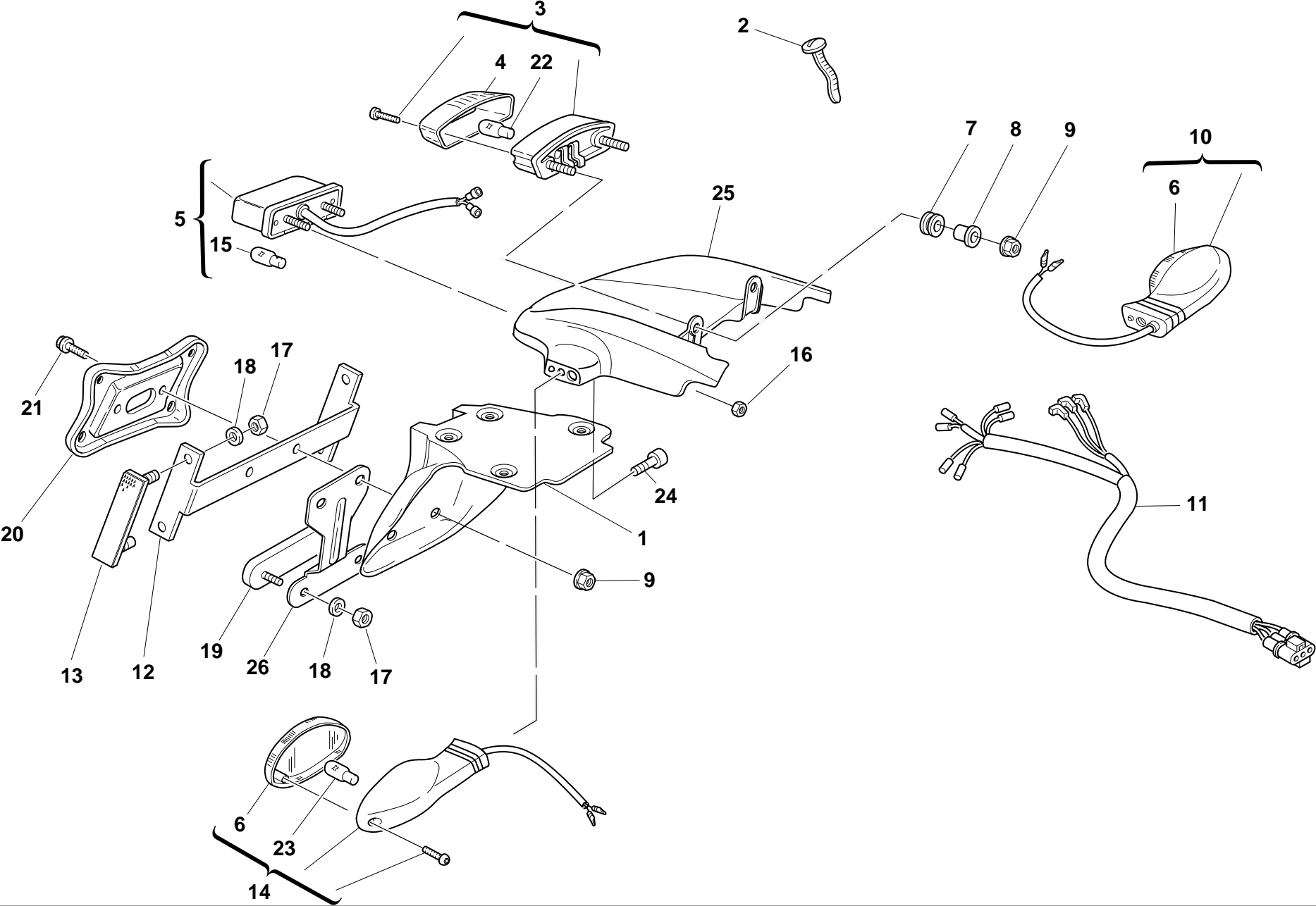
915.1.176.1B

07 - 03

DRAWING

023


PLATE HOLDER - REAR LIGHT



DRAWING

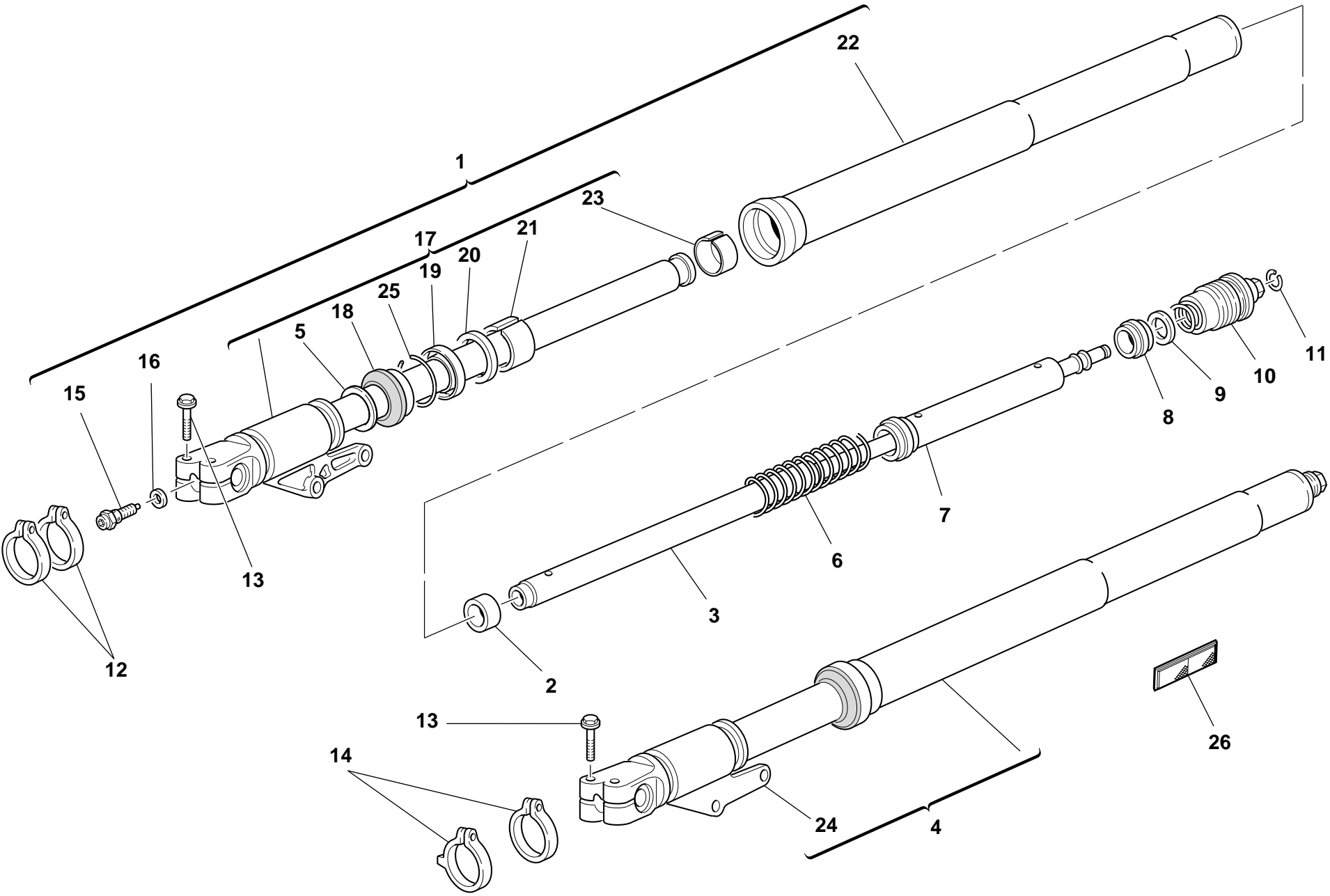
023

PLATE HOLDER - REAR LIGHT

| NOTES | NO. | CODE NO.     | DESCRIPTION              | VALIDITY | Q.TY |  |
|-------|-----|--------------|--------------------------|----------|------|---|
|       | 1   | 561.1.018.1A | Number plate holder      |          | 1    |   |
|       | 2   | 0691.91.030  | Hose guide               |          | 1    |   |
|       | 3   | 525.4.007.2A | Tail lamp                |          | 1    |   |
|       | 4   | 526.4.003.1A | Cup                      |          | 1    |   |
|       | 5   | 525.1.004.2A | Tail lamp                |          | 1    |   |
|       | 6   | 532.4.004.1A | Cup                      |          | 2    |   |
|       | 7   | 0797.72.068  | Vibration damper pad     |          | 2    |   |
|       | 8   | 0000.44099   | Spacer                   |          | 2    |   |
|       | 9   | 0000.44240   | Nut                      |          | 4    |   |
|       | 10  | 530.4.010.2A | Turn indicator           |          | 1    |   |
|       | 11  | 510.1.076.1B | Electric wiring          |          | 1    |   |
|       | 12  | 829.1.136.1A | Holder                   |          | 1    |   |
|       | 13  | 529.1.006.1A | Cat's eye                |          | 2    |   |
|       | 14  | 530.4.009.2A | Turn indicator           |          | 1    |   |
|       | 15  | 0000.36230   | Bulb                     |          | 1    |   |
|       | 16  | 8000.56443   | Nut                      |          | 2    |   |
|       | 17  | 749.5.001.1A | Nut                      |          | 6    |   |
|       | 18  | 852.5.001.1A | Washer                   |          | 6    |   |
|       | 19  | 529.1.009.1A | Cat's eye                |          | 1    |   |
|       | 20  | 561.1.019.1A | Plate                    |          | 1    |   |
|       | 21  | 0000.62729   | Screw                    |          | 2    |   |
|       | 22  | 390.4.003.1A | Two-light bulb 12V 5/21W |          | 1    |   |
|       | 23  | 0000.36726   | Bulb                     |          | 2    |   |
|       | 24  | 60N107335    | Screw                    |          | 2    |   |
|       | 25  | 565.1.026.1A | Protection               |          | 1    |   |
|       | 26  | 827.1.191.2A | Plate                    |          | 1    |   |

| NOTES | NO. | CODE NO. | DESCRIPTION | VALIDITY | Q.TY |  |
|-------|-----|----------|-------------|----------|------|---|
|-------|-----|----------|-------------|----------|------|---|

DRAWING 024 FRONT FORK






DRAWING

024

FRONT FORK

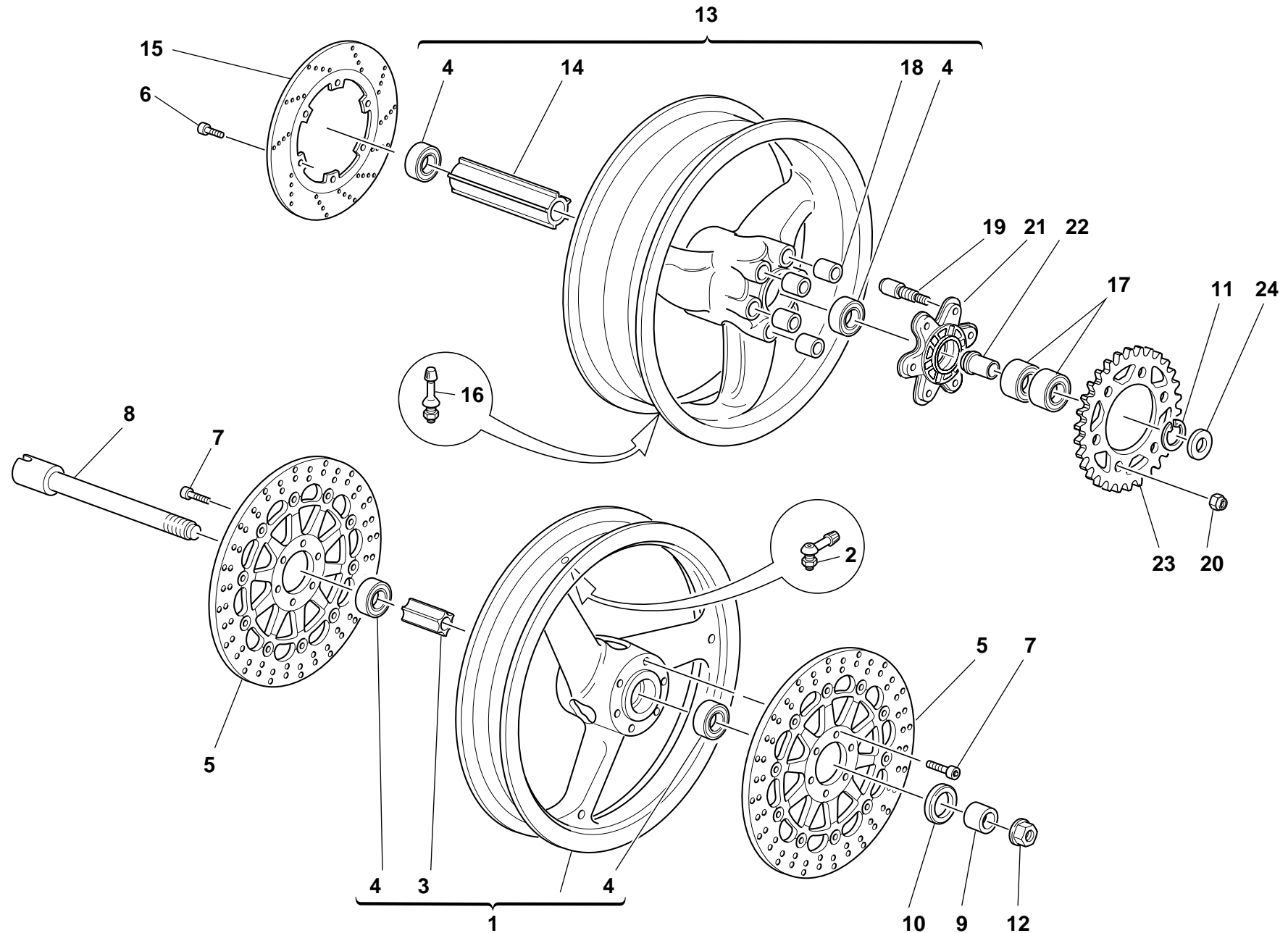
| NOTES | NO. | CODE NO.     | DESCRIPTION            | VALIDITY | Q.TY |  |
|-------|-----|--------------|------------------------|----------|------|---|
|       | 1   | 344.2.008.1A | R.H. fork leg assembly |          | 1    |   |
|       | 2   | 349.1.095.1A | Centering ring         |          | 2    |   |
|       | 3   | 349.1.160.1A | Damper tube            |          | 2    |   |
|       | 4   | 345.2.008.1A | L.H. fork leg assembly |          | 1    |   |
|       | 5   | 349.1.100.1A | Special washer         |          | 2    |   |
|       | 6   | 366.1.038.1A | Spring                 |          | 2    |   |
|       | 7   | 349.1.097.1A | Spring coupling        |          | 2    |   |
|       | 8   | 349.1.064.1A | Slider                 |          | 2    |   |
|       | 9   | 349.1.065.1A | Rubber cush drive hub  |          | 2    |   |
|       | 10  | 349.2.003.1A | Complete cap           |          | 2    |   |
|       | 11  | 349.1.098.1A | Snap ring              |          | 2    |   |
|       | 12  | 741.1.022.1A | R.H. clamp             |          | 2    |   |
|       | 13  | 8A00.69056   | Screw                  |          | 4    |   |
|       | 14  | 741.1.021.1A | L.H. Clamp             |          | 2    |   |
|       | 15  | 349.2.010.1A | Adjusting screw        |          | 2    |   |
|       | 16  | 349.1.096.1A | Special washer         |          | 2    |   |
|       | 17  | 349.1.158.1A | Complete R.H. slider   |          | 1    |   |
|       | 18  | 349.1.101.1A | Dust seal              |          | 2    |   |
|       | 19  | 930.1.005.1A | Seal ring              |          | 2    |   |
|       | 20  | 349.1.102.1A | Check ring             |          | 2    |   |
|       | 21  | 349.1.103.1A | Bush                   |          | 2    |   |
|       | 22  | 349.1.111.1A | Stanchion tube         |          | 2    |   |
|       | 23  | 349.1.120.1A | Bush                   |          | 2    |   |
|       | 24  | 349.1.159.1A | Complete L.H. slider   |          | 1    |   |
|       | 25  | 884.1.005.1A | Ring                   |          | 2    |   |
|       | 26  | 529.1.001.1A | Cat's eye              |          | 2    |   |

| NOTES | NO. | CODE NO. | DESCRIPTION | VALIDITY | Q.TY |  |
|-------|-----|----------|-------------|----------|------|---|
|-------|-----|----------|-------------|----------|------|---|

DRAWING

025


## FRONT AND REAR WHEELS



DRAWING

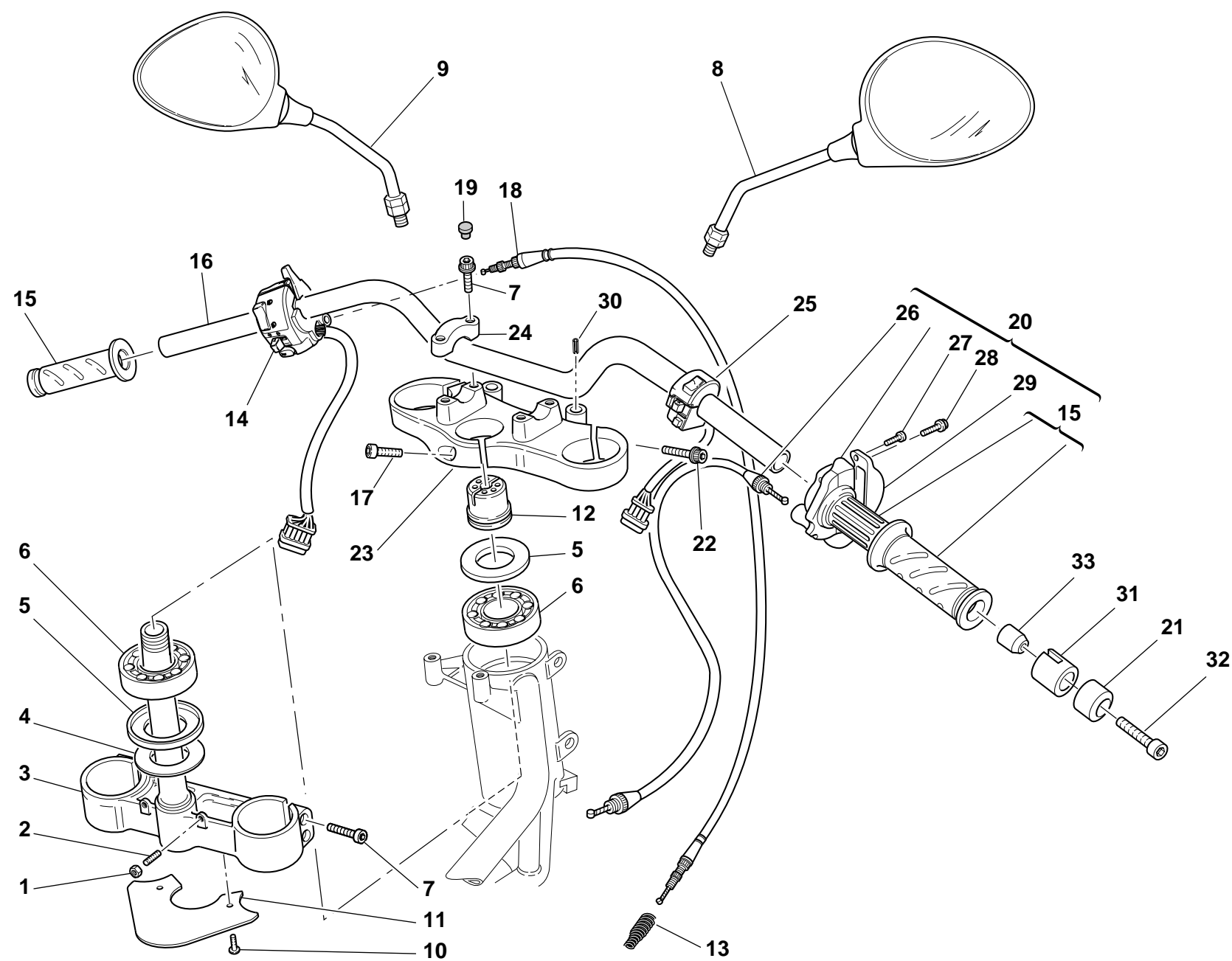
025

FRONT AND REAR WHEELS

| NOTES | NO. | CODE NO.      | DESCRIPTION          | VALIDITY | Q.TY |  |
|-------|-----|---------------|----------------------|----------|------|---|
|       | 1   | 501.2.104.1AA | Front wheel rim      |          | 1    |   |
|       | 2   | 497.2.001.2A  | Valve                |          | 1    |   |
|       | 3   | 714.1.028.1A  | Inner spacer         |          | 1    |   |
|       | 4   | 75162.2566    | Bearing              |          | 4    |   |
|       | 5   | 492.4.024.1A  | Brake disc           |          | 2    |   |
|       | 6   | 770.1.003.1A  | Screw                |          | 6    |   |
|       | 7   | 771.1.020.1A  | Screw                |          | 12   |   |
|       | 8   | 819.1.017.1A  | Front wheel spindle  |          | 1    |   |
|       | 9   | 714.1.045.1A  | Spacer               |          | 1    |   |
|       | 10  | 0000.64471    | Seal ring            |          | 1    |   |
|       | 11  | 884.5.008.1A  | Circlip              |          | 1    |   |
|       | 12  | 748.1.014.1B  | Fork nut             |          | 1    |   |
|       | 13  | 502.2.104.1AA | Rear wheel rim       |          | 1    |   |
|       | 14  | 713.1.098.1A  | Inner spacer         |          | 1    |   |
|       | 15  | 492.4.003.2A  | Brake disc           |          | 1    |   |
|       | 16  | 0803.77.010   | Valve                |          | 1    |   |
|       | 17  | 75162.3075    | Bearing              |          | 2    |   |
|       | 18  | 700.1.005.1A  | Vibration damper     |          | 6    |   |
|       | 19  | 821.1.009.1B  | Pin                  |          | 6    |   |
|       | 20  | 748.4.024.1A  | Nut                  |          | 6    |   |
|       | 21  | 160.1.049.1A  | Rear sprocket flange |          | 1    |   |
|       | 22  | 710.1.041.1B  | Bush                 |          | 1    |   |
|       | 23  | 494.1.096.1A  | Ring gear z=39       |          | 1    |   |
|       | 24  | 713.1.097.1B  | Spacer               |          | 1    |   |

| NOTES | NO. | CODE NO. | DESCRIPTION | VALIDITY | Q.TY |  |
|-------|-----|----------|-------------|----------|------|---|
|-------|-----|----------|-------------|----------|------|---|

DRAWING **026** HANDLEBAR AND CONTROLS



DRAWING

026

HANDLEBAR AND CONTROLS


| NOTES | NO. | CODE NO.     | DESCRIPTION                                | VALIDITY | Q.TY |  |
|-------|-----|--------------|--|----------|------|---|
|       | 1   | 417.9.030.8A | Nut  |          | 2    |   |
|       | 2   | 779.1.099.1A | Special screw                              |          | 2    |   |
|       | 3   | 342.2.015.1C | Steering head base                         |          | 1    |   |
|       | 4   | 852.1.103.1A | Washer                                     |          | 1    |   |
|       | 5   | 930.1.004.1A | Seal ring                                  |          | 2    |   |
|       | 6   | 702.4.004.1A | Bearing                                    |          | 2    |   |
|       | 7   | 60N102557    | Screw                                      |          | 8    |   |
|       | 8   | 523.4.014.1A | R.H. rear-view mirror                      |          | 1    |   |
|       | 9   | 523.4.015.1A | L.H. rear-view mirror                      |          | 1    |   |
|       | 10  | 772.5.004.1A | Screw                                      |          | 2    |   |
|       | 11  | 460.1.076.2A | Mudflap                                    |          | 1    |   |
|       | 12  | 703.1.013.1A | Ring nut                                   |          | 1    |   |
|       | 13  | 799.1.058.1A | Starter control transmission return spring |          | 1    |   |
|       | 14  | 651.4.011.1A | L.H. switch                                |          | 1    |   |
|       | 15  | 8000.78345   | Grips pair                                 |          | 1    |   |
|       | 16  | 360.1.035.1A | Handlebar                                  |          | 1    |   |
|       | 17  | 70700.8N01   | Screw                                      |          | 1    |   |
|       | 18  | 657.1.015.1A | Flexible cable                             |          | 1    |   |
|       | 19  | 0659.37.040  | Cap  |          | 4    |   |
|       | 20  | 654.2.003.1A | Throttle control                           |          | 1    |   |
|       | 21  | 153.1.003.1A | Counterweight                              |          | 2    |   |
|       | 22  | 771.5.725.2B | Screw                                      |          | 2    |   |
|       | 23  | 341.1.030.1C | Steering head                              |          | 1    |   |
|       | 24  | 360.1.033.1B | Bracket                                    |          | 2    |   |
|       | 25  | 650.4.008.1B | R.H. switch                                |          | 1    |   |
|       | 26  | 656.1.036.2A | Throttle control transmission              |          | 1    |   |
|       | 27  | 8000.66774   | Screw                                      |          | 2    |   |

CATALOGUE No:

ISSUED:

915.1.176.1B

07 - 03

| NOTES | NO. | CODE NO.     | DESCRIPTION | VALIDITY | Q.TY |  |
|-------|-----|--------------|-------------|----------|------|---|
|       | 28  | 772.5.023.1A | Screw       |          | 2    |   |
|       | 29  | 658.4.002.1B | Cover       |          | 1    |   |
|       | 30  | 861.5.003.1A | Spring pin  |          | 2    |   |
|       | 31  | 710.1.068.1A | Bush        |          | 2    |   |
|       | 32  | 771.5.075.2B | Screw       |          | 2    |   |
|       | 33  | 711.1.072.1A | Bush        |          | 2    |   |

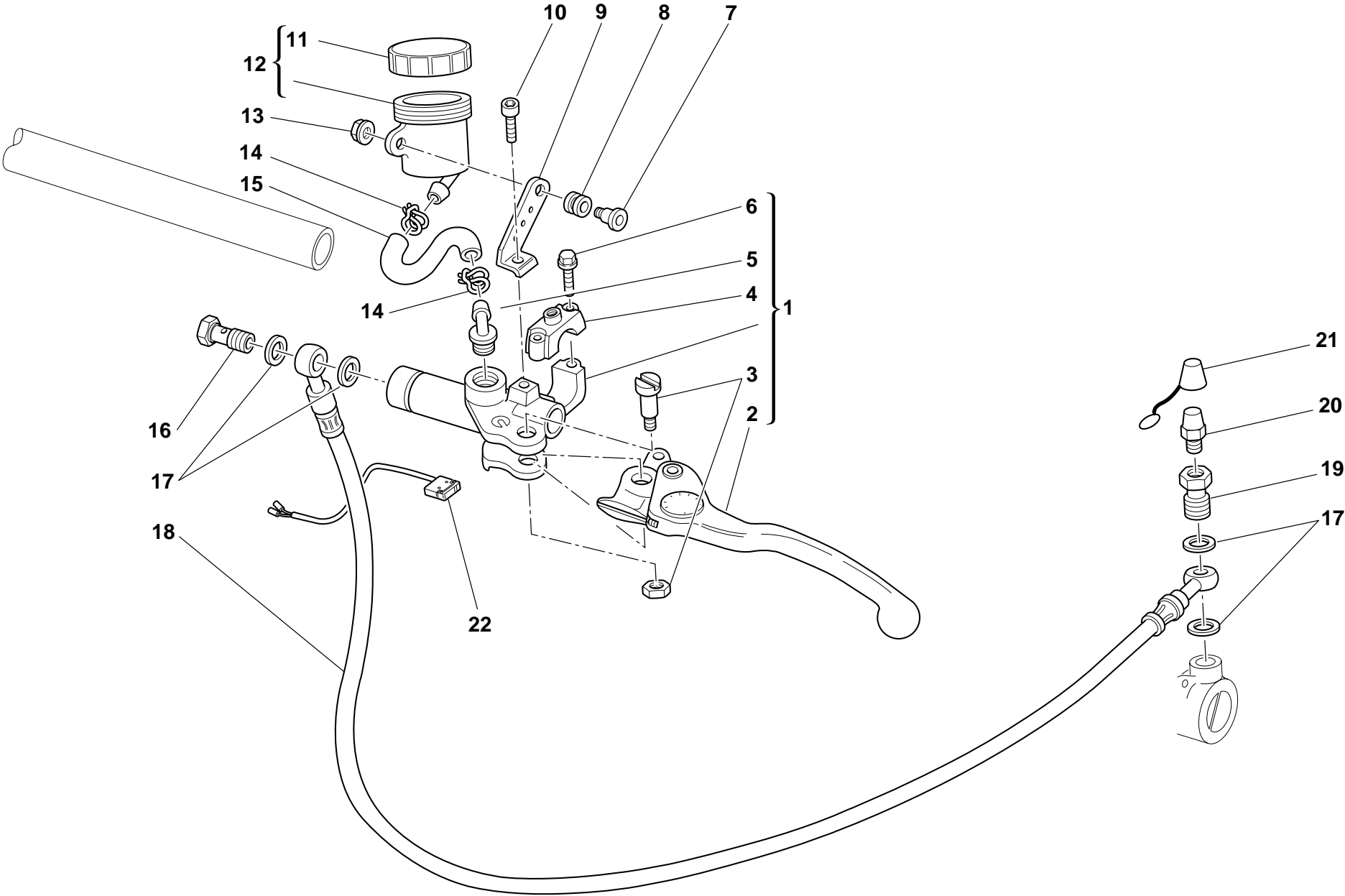
CATALOGUE No:

ISSUED:

915.1.176.1B

07 - 03


DRAWING **027** CLUTCH CONTROL



DRAWING

027

CLUTCH CONTROL

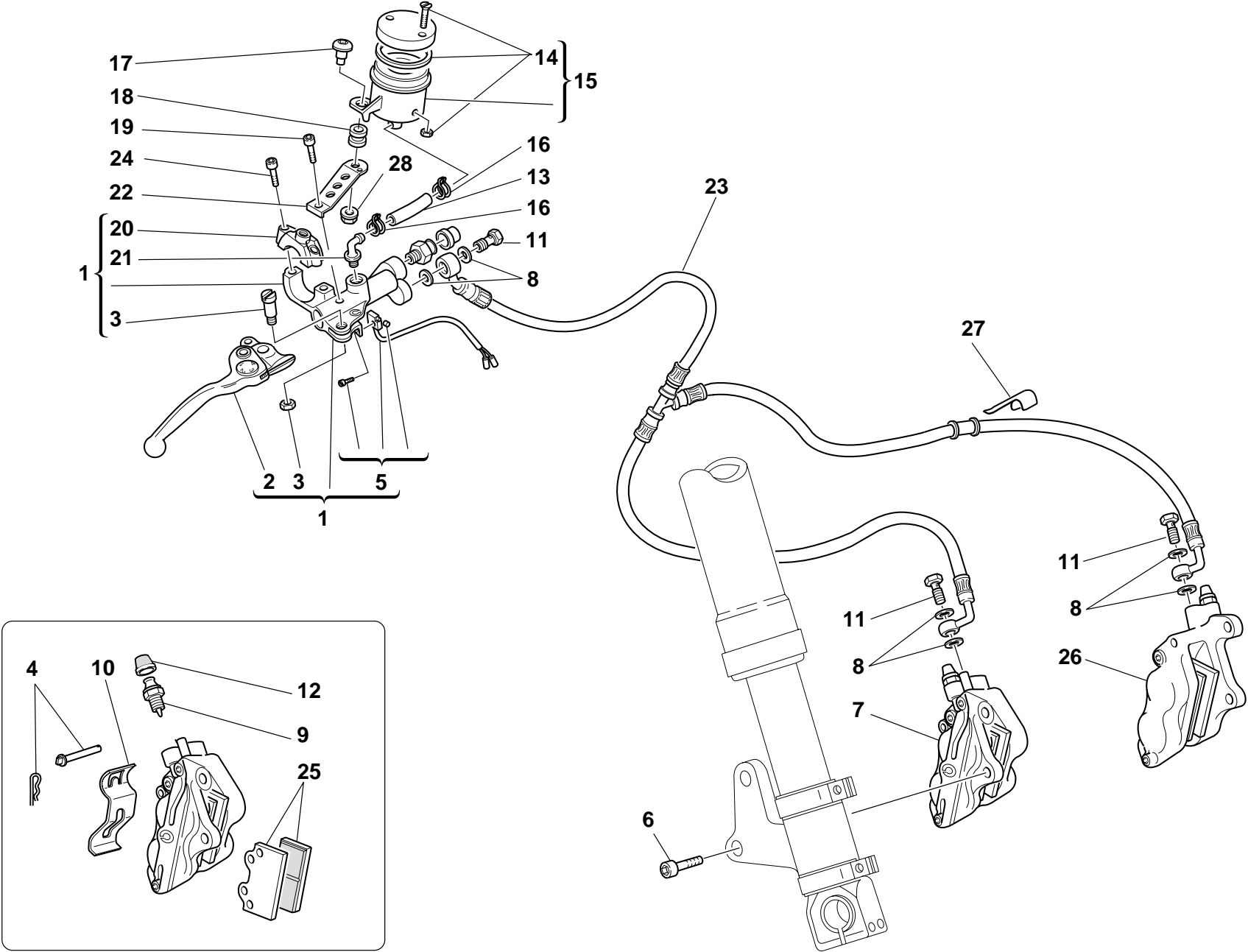
| NOTES | NO. | CODE NO.      | DESCRIPTION                         | VALIDITY | Q.TY |  |
|-------|-----|---------------|-------------------------------------|----------|------|---|
|       | 1   | 630.4.015.1A  | Clutch drive pump                   |          | 1    |   |
|       | 2   | 626.4.035.1A  | Clutch control lever                |          | 1    |   |
|       | 3   | 626.4.009.1A  | Spare lever pin                     |          | 1    |   |
|       | 4   | 626.4.015.1A  | Spare bracket                       |          | 1    |   |
|       | 5   | 631.4.008.1A  | Spare union                         |          | 1    |   |
|       | 6   | 771.5.669.2B  | Screw                               |          | 2    |   |
|       | 7   | 779.1.092.1A  | Screw                               |          | 1    |   |
|       | 8   | 0370.72.020   | Vibration damper pad                |          | 1    |   |
|       | 9   | 829.1.061.1C  | Bracket                             |          | 1    |   |
|       | 10  | 70700.6N02    | Screw                               |          | 1    |   |
|       | 11  | 893.4.005.1A  | Cap                                 |          | 1    |   |
|       | 12  | 0000.61078    | Complete oil tank                   |          | 1    |   |
|       | 13  | 8000.56443    | Nut                                 |          | 1    |   |
|       | 14  | 741.4.043.1A  | Hose guide                          |          | 2    |   |
|       | 15  | 877.1.049.1A  | Tube                                |          | 1    |   |
|       | 16  | 779.1.366.1AB | Special screw                       |          | 1    |   |
|       | 17  | 420.2.001.0A  | Gasket th.1                         |          | 4    |   |
|       | 18  | 632.1.009.2L  | Clutch control pipe (METAL PLAITED) |          | 1    |   |
|       | 19  | 779.1.082.2A  | Filler                              |          | 1    |   |
|       | 20  | 0000.33552    | Bleed                               |          | 1    |   |
|       | 21  | 612.4.005.1A  | Dust seal                           |          | 1    |   |
|       | 22  | 539.4.033.1A  | Microswitch                         |          | 1    |   |

| NOTES | NO. | CODE NO. | DESCRIPTION | VALIDITY | Q.TY |  |
|-------|-----|----------|-------------|----------|------|---|
|-------|-----|----------|-------------|----------|------|---|

DRAWING

028

FRONT BRAKE





DRAWING

028

FRONT BRAKE


| NOTES | NO. | CODE NO.      | DESCRIPTION                       | VALIDITY | Q.TY |  |
|-------|-----|---------------|-----------------------------------|----------|------|---|
|       | 1   | 624.4.026.1A  | Front brake pump                  |          | 1    |   |
|       | 2   | 626.4.007.1A  | Lever with dowel                  |          | 1    |   |
|       | 3   | 626.4.009.1A  | Spare lever pin                   |          | 1    |   |
|       | 4   | 612.4.014.1A  | Spare pins and spring             |          | 2    |   |
|       | 5   | 539.4.021.1A  | Microswitch                       |          | 1    |   |
|       | 6   | 771.5.431.2B  | Screw                             |          | 4    |   |
|       | 7   | 610.4.012.2B  | R.H. brake caliper                |          | 1    |   |
|       | 8   | 420.2.001.0A  | Gasket th.1                       |          | 6    |   |
|       | 9   | 631.4.004.1A  | Spare bleed union                 |          | 2    |   |
|       | 10  | 612.4.017.1A  | Spring                            |          | 2    |   |
|       | 11  | 779.1.366.1AB | Special screw                     |          | 3    |   |
|       | 12  | 612.4.008.1A  | Dust seal                         |          | 1    |   |
|       | 13  | 877.1.069.1A  | Tube                              |          | 1    |   |
|       | 14  | 8000.68490    | Spare cap                         |          | 1    |   |
|       | 15  | 0000.66181    | Complete oil tank                 |          | 1    |   |
|       | 16  | 741.4.043.1A  | Hose guide                        |          | 2    |   |
|       | 17  | 779.1.092.1A  | Screw                             |          | 1    |   |
|       | 18  | 0370.72.020   | Vibration damper pad              |          | 1    |   |
|       | 19  | 707006N02     | Screw                             |          | 1    |   |
|       | 20  | 626.4.024.1A  | Spare bracket                     |          | 1    |   |
|       | 21  | 631.4.008.1A  | Spare union                       |          | 1    |   |
|       | 22  | 829.1.132.1B  | Plate                             |          | 1    |   |
|       | 23  | 618.4.039.1A  | Caliper pump pipe (METAL PLAITED) |          | 1    |   |
|       | 24  | 771.5.669.2B  | Screw                             |          | 2    |   |
|       | 25  | 613.4.020.1A  | Pads pair                         |          | 2    |   |
|       | 26  | 610.4.011.2B  | L.H. brake caliper                |          | 1    |   |
|       | 27  | 829.1.141.1B  | Fairlead                          |          | 2    |   |

CATALOGUE No:

ISSUED:

915. 1. 176. 1B

07 - 03

| NOTES | NO. | CODE NO.   | DESCRIPTION | VALIDITY | Q.TY |  |
|-------|-----|------------|-------------|----------|------|---|
|       | 28  | 8000.56443 | Nut         |          | 1    |   |

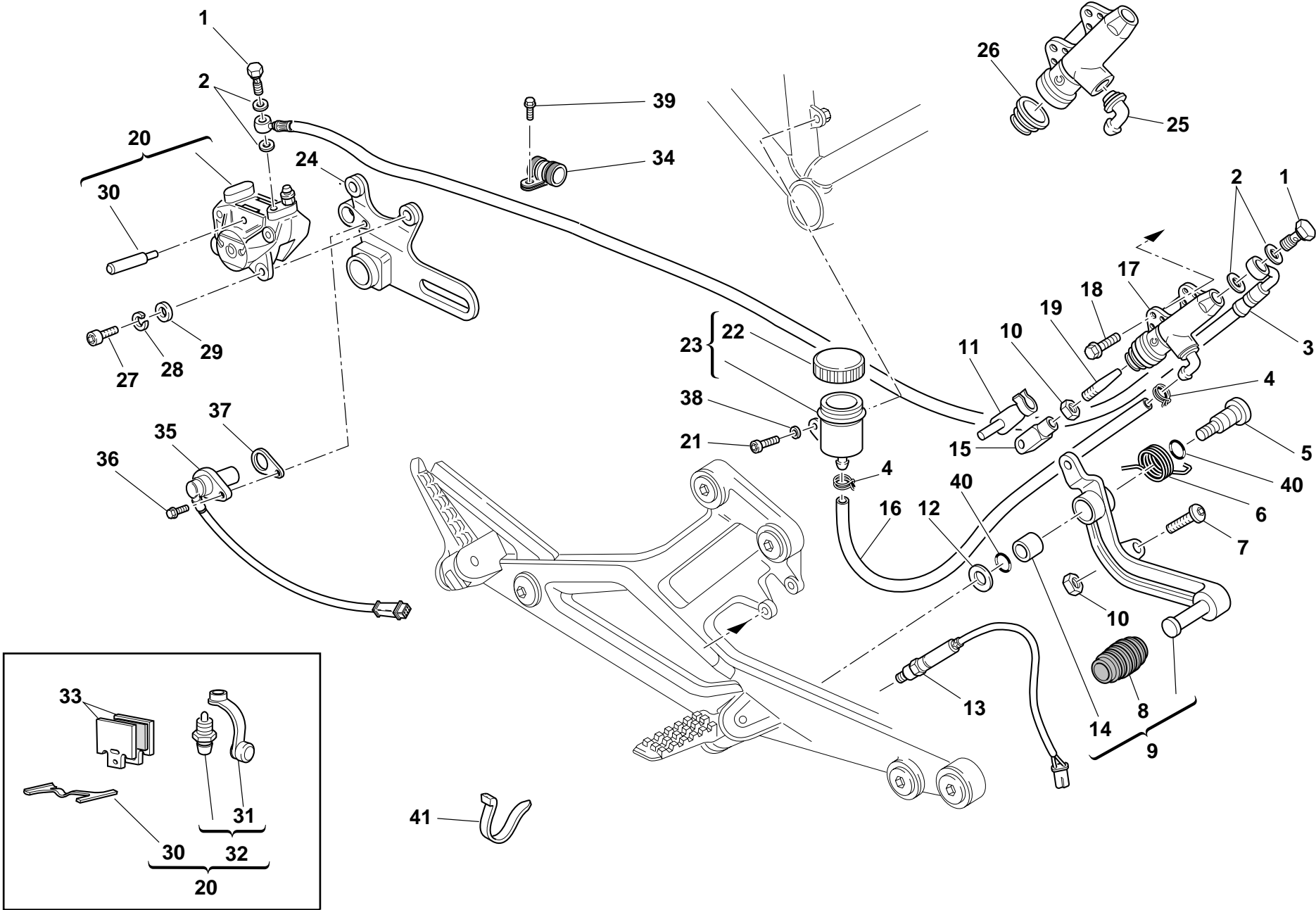
CATALOGUE No:

ISSUED:

915. 1. 176. 1B

07 - 03

DRAWING 029 REAR BRAKE



DRAWING

029

REAR BRAKE


| NOTES | NO. | CODE NO.      | DESCRIPTION          | VALIDITY | Q.TY |  |
|-------|-----|---------------|----------------------|----------|------|---|
|       | 1   | 779.1.366.1AB | Special screw        |          | 2    |   |
|       | 2   | 420.2.001.0A  | Gasket th.1          |          | 4    |   |
|       | 3   | 619.4.018.1A  | Rear brake line      |          | 1    |   |
|       | 4   | 741.4.043.1A  | Hose guide           |          | 2    |   |
|       | 5   | 80A0.53548    | Pin                  |          | 1    |   |
|       | 6   | 799.1.044.1A  | Spring               |          | 1    |   |
|       | 7   | 779.1.054.1AA | Special screw        |          | 1    |   |
|       | 8   | 765.1.001.1A  | Rubber pad           |          | 1    |   |
|       | 9   | 457.2.007.1A  | Brake control lever  |          | 1    |   |
|       | 10  | 417.9.030.6A  | Nut                  |          | 2    |   |
|       | 11  | 850.1.005.1A  | Spring               |          | 1    |   |
|       | 12  | 0000.59485    | Washer               |          | 1    |   |
|       | 13  | 539.4.003.1B  | Switch               |          | 1    |   |
|       | 14  | 8000.59056    | Bush                 |          | 1    |   |
|       | 15  | 184.1.001.1A  | Fork                 |          | 1    |   |
|       | 16  | 877.1.039.1A  | Tube                 |          | 1    |   |
|       | 17  | 625.4.005.1AB | Rear brake pump      |          | 1    |   |
|       | 18  | 772.5.023.1A  | Screw                |          | 2    |   |
|       | 19  | 8000.62586    | Adjuster rod         |          | 1    |   |
|       | 20  | 611.4.002.4A  | Rear brake caliper   |          | 1    |   |
|       | 21  | 707006N02     | Screw                |          | 1    |   |
|       | 22  | 893.4.005.1A  | Cap                  |          | 1    |   |
|       | 23  | 585.4.001.1A  | Complete oil tank    |          | 1    |   |
|       | 24  | 825.1.030.1A  | Caliper holder plate |          | 1    |   |
|       | 25  | 631.4.008.1A  | Spare union          |          | 1    |   |
|       | 26  | 626.4.013.1A  | Dust cover           |          | 1    |   |
|       | 27  | 771.5.125.2C  | Screw                |          | 2    |   |

CATALOGUE No:

ISSUED:

915.1.176.1B

07 - 03

| NOTES | NO. | CODE NO.     | DESCRIPTION           | VALIDITY | Q.TY |  |
|-------|-----|--------------|-----------------------|----------|------|---|
|       | 28  | 734008N01    | Spring washer         |          | 2    |   |
|       | 29  | 0670.80.010  | Washer                |          | 2    |   |
|       | 30  | 612.4.013.1B | Spare pins and spring |          | 1    |   |
|       | 31  | 612.4.008.1A | Dust seal             |          | 1    |   |
|       | 32  | 0000.39727   | Spare bleed union     |          | 1    |   |
|       | 33  | 613.4.031.1A | Pads pair             |          | 1    |   |
|       | 34  | 741.4.062.1A | Clip                  |          | 1    |   |
|       | 35  | 552.4.037.1A | Sensor                |          | 1    |   |
|       | 36  | 771.5.665.2B | Screw                 |          | 1    |   |
|       | 37  | 713.1.192.1A | Spacer                |          | 1    |   |
|       | 38  | 734406N01    | Washer                |          | 1    |   |
|       | 39  | 8A00.67997   | Screw                 |          | 1    |   |
|       | 40  | 230213       | O-ring                |          | 2    |   |
|       | 41  | 0691.91.030  | Hose guide            |          | 1    |   |

CATALOGUE No:

ISSUED:

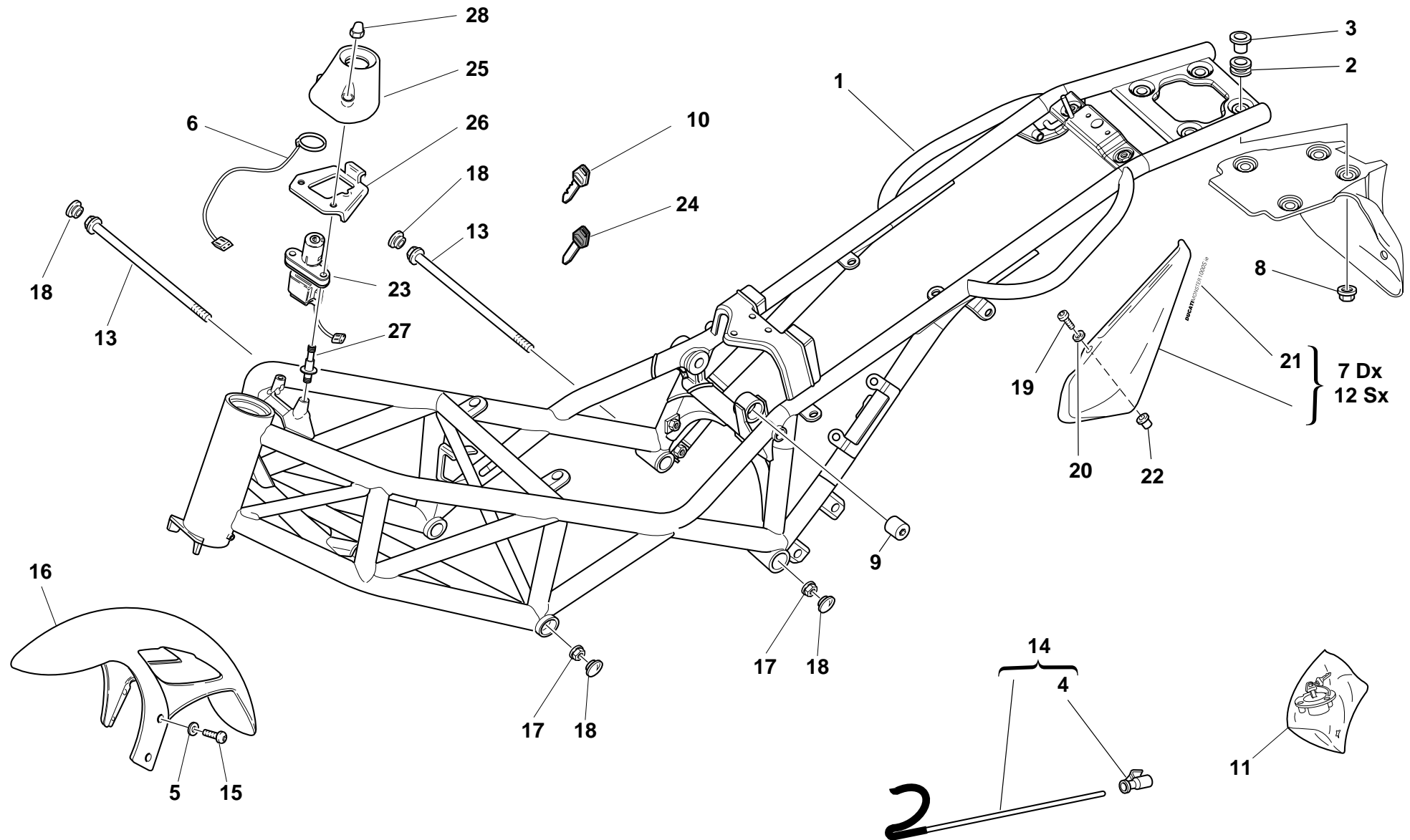
915.1.176.1B

07 - 03

DRAWING

030

## FRAME



DRAWING

030

FRAME


| NOTES | NO. | CODE NO.      | DESCRIPTION                         | VALIDITY | Q.TY |  |
|-------|-----|---------------|-------------------------------------|----------|------|---|
|       | 1   | 470.1.056.2AA | Frame                               |          | 1    |   |
|       | 2   | 764.1.029.1A  | Rubber pad                          |          | 4    |   |
|       | 3   | 0000.44099    | Spacer                              |          | 4    |   |
|       | 4   | 764.1.015.1B  | Rubber pad                          |          | 1    |   |
|       | 5   | 856.1.042.1A  | Nylon washer                        |          | 4    |   |
|       | 6   | 518.4.004.1B  | Antenna                             |          | 1    |   |
|       | 7   | 482.1.105.1A  | R.H. body panel                     |          | 1    |   |
|       | 8   | 729906FN1     | Nut                                 |          | 4    |   |
|       | 9   | 750.1.060.1A  | Nut                                 |          | 1    |   |
|       | 10  | 598.4.018.1A  | Wrench without Transponder          |          | 1    |   |
|       | 11  | 598.2.030.1A  | Locks kit                           |          | 1    |   |
|       | 12  | 482.1.106.1A  | L.H. body panel                     |          | 1    |   |
|       | 13  | 779.1.213.1A  | Screw                               |          | 2    |   |
|       | 14  | 117.2.049.1A  | Rod                                 |          | 1    |   |
|       | 15  | 772.5.023.1A  | Screw                               |          | 4    |   |
|       | 16  | 564.1.029.1BA | Front mudguard (RED)                |          | 1    |   |
|       | 16  | 564.1.029.1BC | Front mudguard (YELLOW)             |          | 1    |   |
|       | 16  | 564.1.029.1BG | Front mudguard (METALLIC DARK GREY) |          | 1    |   |
|       | 16  | 564.1.029.1BT | Front mudguard (BLACK)              |          | 1    |   |
|       | 17  | 748.4.002.1A  | Nut                                 |          | 2    |   |
|       | 18  | 872.1.026.1A  | Cap                                 |          | 4    |   |
|       | 19  | 775.1.002.1A  | Screw                               |          | 4    |   |
|       | 20  | 0000.63161    | Washer                              |          | 4    |   |
|       | 21  | 436.1.140.1A  | Sticker "DUCATI MONSTER 1000Si.e."  |          | 2    |   |
|       | 22  | 0000.63150    | Insert                              |          | 4    |   |
|       | 23  | 652.4.006.1A  | Key-operated switch                 |          | 1    |   |
|       | 24  | 598.4.016.1A  | Wrench with Transponder             |          | 1    |   |

CATALOGUE No:

ISSUED:

915.1.176.1B

07 - 03

| NOTES | NO. | CODE NO.     | DESCRIPTION   | VALIDITY | Q.TY |  |
|-------|-----|--------------|---------------|----------|------|---|
|       | 25  | 246.1.060.2A | Cover         |          | 1    |   |
|       | 26  | 827.1.211.1A | Plate         |          | 1    |   |
|       | 27  | 779.1.221.1A | Special screw |          | 2    |   |
|       | 28  | 749.4.002.1A | Nut           |          | 2    |   |

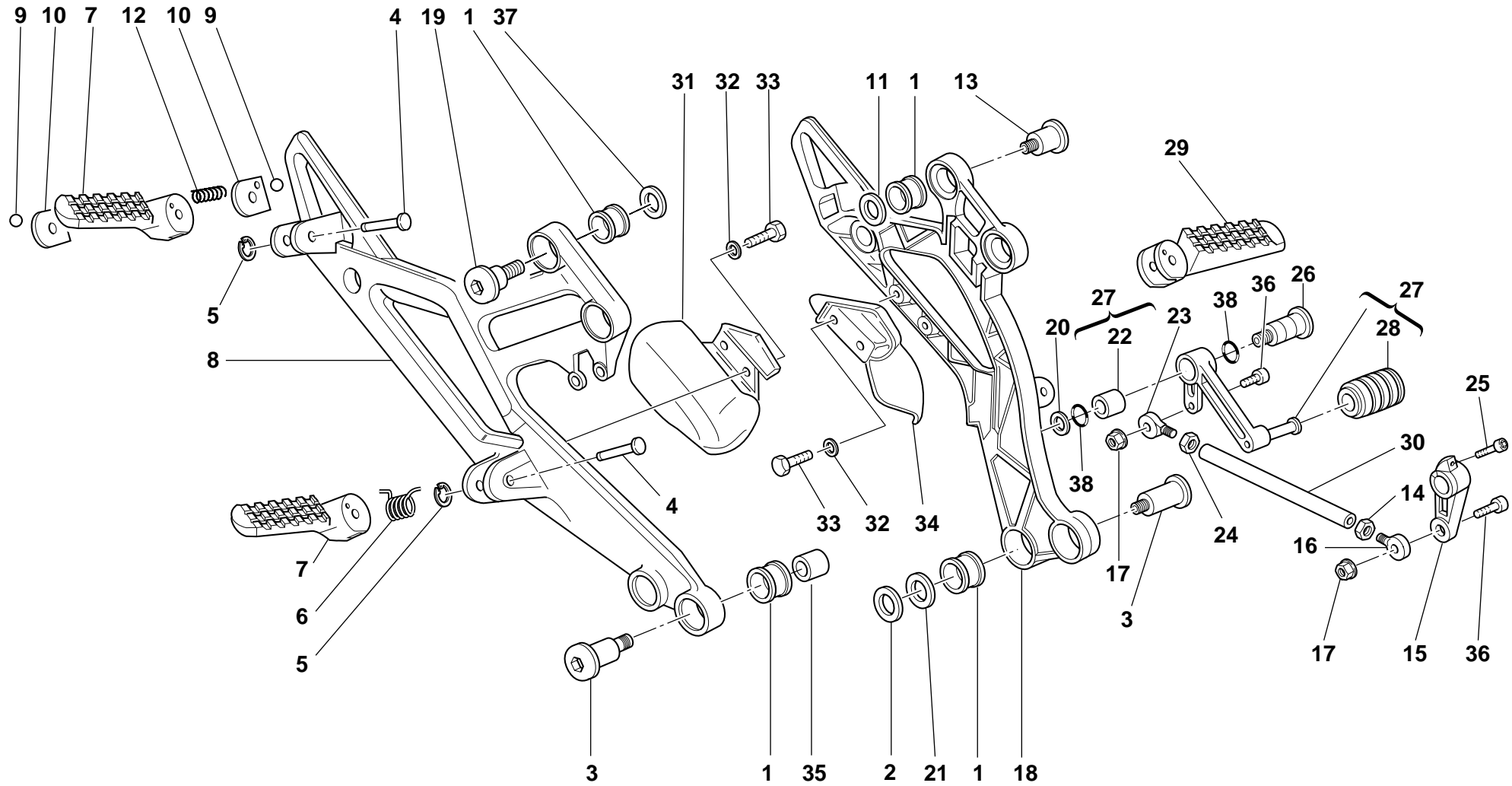
CATALOGUE No:

ISSUED:

915.1.176.1B

07 - 03


DRAWING **031** GEARCHANGE LEVER - FOOT REST



DRAWING

031

GEARCHANGE LEVER - FOOT REST


| NOTES | NO. | CODE NO.      | DESCRIPTION                | VALIDITY | Q.TY |  |
|-------|-----|---------------|----------------------------|----------|------|---|
|       | 1   | 8000.60683    | Vibration damper           |          | 8    |   |
|       | 2   | 852.1.065.1A  | Washer                     |          | 2    |   |
|       | 3   | 779.1.206.1A  | Screw                      |          | 4    |   |
|       | 4   | 821.1.090.1A  | Pin                        |          | 4    |   |
|       | 5   | 0170.91.730   | Ring                       |          | 4    |   |
|       | 6   | 8000.60700    | Spring                     |          | 2    |   |
|       | 7   | 464.1.017.1A  | R.H. foot-rest             |          | 2    |   |
|       | 8   | 824.1.024.1AB | R.H. foot peg holder plate |          | 1    |   |
|       | 9   | 847.4.002.1A  | Ball                       |          | 2    |   |
|       | 10  | 827.1.161.1A  | Plate                      |          | 2    |   |
|       | 11  | 852.1.099.1A  | Washer                     |          | 2    |   |
|       | 12  | 8000.62655    | Spring                     |          | 2    |   |
|       | 13  | 779.1.204.1A  | Screw                      |          | 2    |   |
|       | 14  | 417.9.030.6A  | Nut                        |          | 1    |   |
|       | 15  | 0370.69.020   | Gearchange control lever   |          | 1    |   |
|       | 16  | 76401.0002    | Ball joint                 |          | 1    |   |
|       | 17  | 763106N01     | El-stop nut                |          | 2    |   |
|       | 18  | 824.1.023.1AB | L.H. foot peg holder plate |          | 1    |   |
|       | 19  | 779.1.212.1A  | Screw                      |          | 2    |   |
|       | 20  | 0000.59485    | Washer                     |          | 1    |   |
|       | 21  | 716.1.056.1A  | Spacer                     |          | 1    |   |
|       | 22  | 8000.59056    | Bush                       |          | 1    |   |
|       | 23  | 76401.0003    | Ball joint                 |          | 1    |   |
|       | 24  | 747.5.001.1A  | L.H. nut                   |          | 1    |   |
|       | 25  | 779.5.011.1A  | Screw                      |          | 1    |   |
|       | 26  | 80A0.53548    | Pin                        |          | 1    |   |
|       | 27  | 456.2.009.1A  | Gearchange lever           |          | 1    |   |

CATALOGUE No:

ISSUED:

915. 1. 176. 1B

07 - 03

| NOTES | NO. | CODE NO.     | DESCRIPTION              | VALIDITY | Q.TY |  |
|-------|-----|--------------|--------------------------|----------|------|---|
|       | 28  | 765.1.001.1A | Rubber pad               |          | 1    |   |
|       | 29  | 464.1.018.1A | L.H. foot-rest           |          | 2    |   |
|       | 30  | 117.1.028.1A | Gearbox transmission rod |          | 1    |   |
|       | 31  | 460.1.038.3A | R.H. protection          |          | 1    |   |
|       | 32  | 0670.72.010  | Washer                   |          | 4    |   |
|       | 33  | 60N101077    | Screw                    |          | 4    |   |
|       | 34  | 460.1.039.3A | L.H. protection          |          | 1    |   |
|       | 35  | 852.1.117.1A | Washer                   |          | 2    |   |
|       | 36  | 779.5.001.1A | Screw                    |          | 1    |   |
|       | 37  | 852.1.116.1A | Washer                   |          | 2    |   |
|       | 38  | 230213       | O-ring                   |          | 2    |   |

CATALOGUE No:

ISSUED:

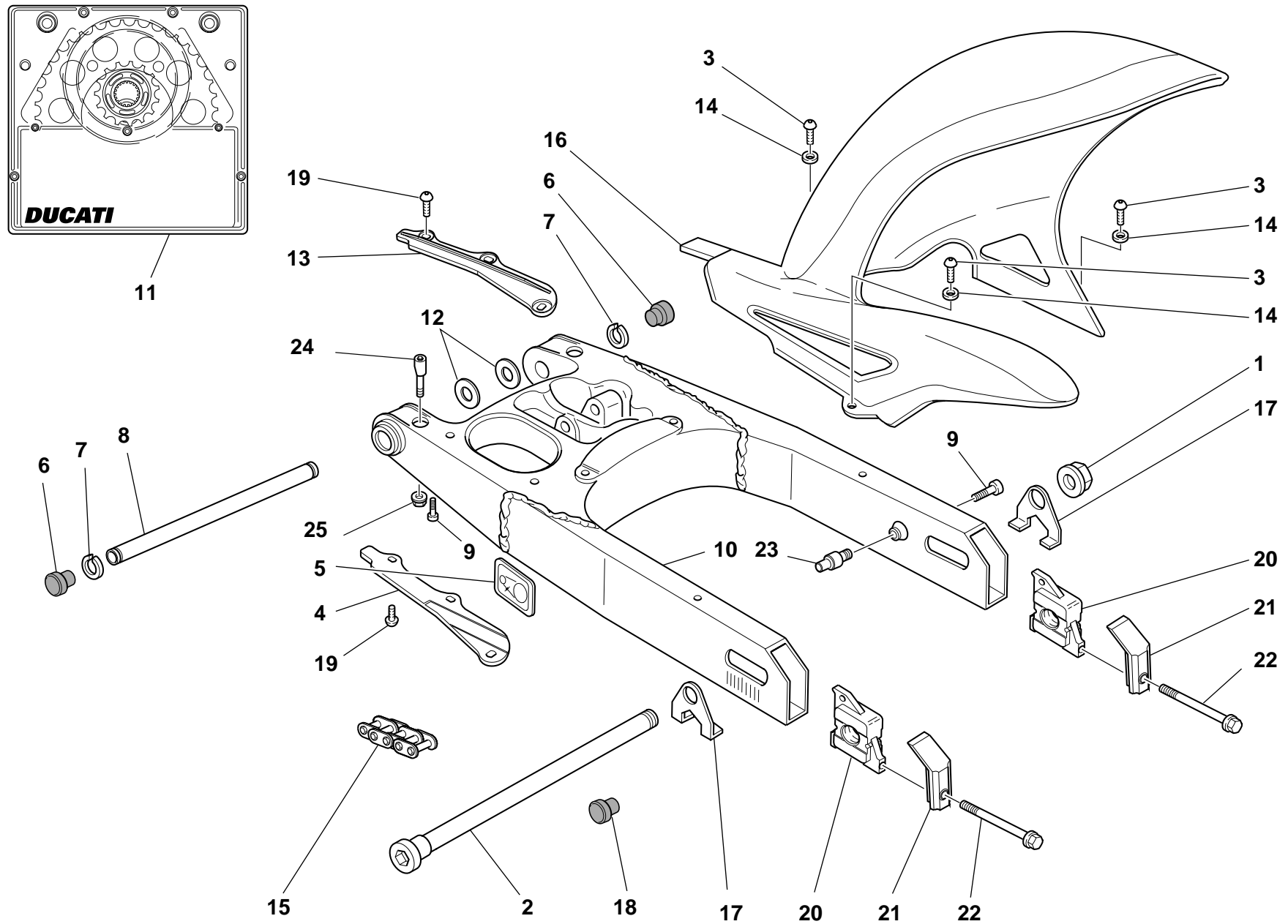
915. 1. 176. 1B

07 - 03

DRAWING

032

## SWINGARM AND CHAIN





DRAWING

032

SWINGARM AND CHAIN

| NOTES | NO. | CODE NO.     | DESCRIPTION               | VALIDITY | Q.TY |  |
|-------|-----|--------------|---------------------------|----------|------|---|
|       | 1   | 748.1.023.1A | Nut                       |          | 2    |   |
|       | 2   | 819.1.039.1A | Rear wheel spindle        |          | 1    |   |
|       | 3   | 779.1.119.2A | Screw                     |          | 4    |   |
|       | 4   | 447.1.033.1A | Lower chain sliding shoe  |          | 1    |   |
|       | 5   | 433.1.308.1A | Chain adjustment sticker  |          | 1    |   |
|       | 6   | 872.1.019.1A | Cap                       |          | 2    |   |
|       | 7   | 884.4.007.1A | Snap ring                 |          | 2    |   |
|       | 8   | 369.1.004.1A | Swingarm pivot            |          | 1    |   |
|       | 9   | 60N102556    | Screw                     |          | 2    |   |
|       | 10  | 370.1.028.2C | Complete swingarm         |          | 1    |   |
|       | 11  | 676.2.046.1A | Final drive kit           |          | 1    |   |
|       | 12  | 852.1.001.1A | Shim th. 1.8              |          | 2    |   |
|       | 12  | 852.1.002.1A | Shim th. 0.2              |          | 2    |   |
|       | 12  | 852.1.003.1A | Shim th. 0.1              |          | 1    |   |
|       | 13  | 447.1.034.1A | Upper chain sliding shoer |          | 1    |   |
|       | 14  | 0364.99.710  | Nylon gasket              |          | 3    |   |
|       | 15  | 676.4.040.1A | Chain                     |          | 1    |   |
|       | 16  | 565.1.021.2A | Rear mudguard             |          | 1    |   |
|       | 17  | 374.1.002.1B | Plate                     |          | 2    |   |
|       | 18  | 872.1.031.1A | Cap                       |          | 1    |   |
|       | 19  | 779.5.037.1A | Screw                     |          | 6    |   |
|       | 20  | 373.1.032.1A | Sliding shoe              |          | 2    |   |
|       | 21  | 373.1.033.1A | Cover                     |          | 2    |   |
|       | 22  | 779.1.110.1A | Screw                     |          | 2    |   |
|       | 23  | 821.1.113.1A | Locating pin              |          | 1    |   |
|       | 24  | 808.1.046.1A | Clamp                     |          | 2    |   |
|       | 25  | 748.4.034.1A | Nut                       |          | 2    |   |

CATALOGUE No:

ISSUED:

915.1.176.1B

07 - 03

| NOTES | NO. | CODE NO. | DESCRIPTION | VALIDITY | Q.TY |  |
|-------|-----|----------|-------------|----------|------|---|
|-------|-----|----------|-------------|----------|------|---|

CATALOGUE No:

ISSUED:

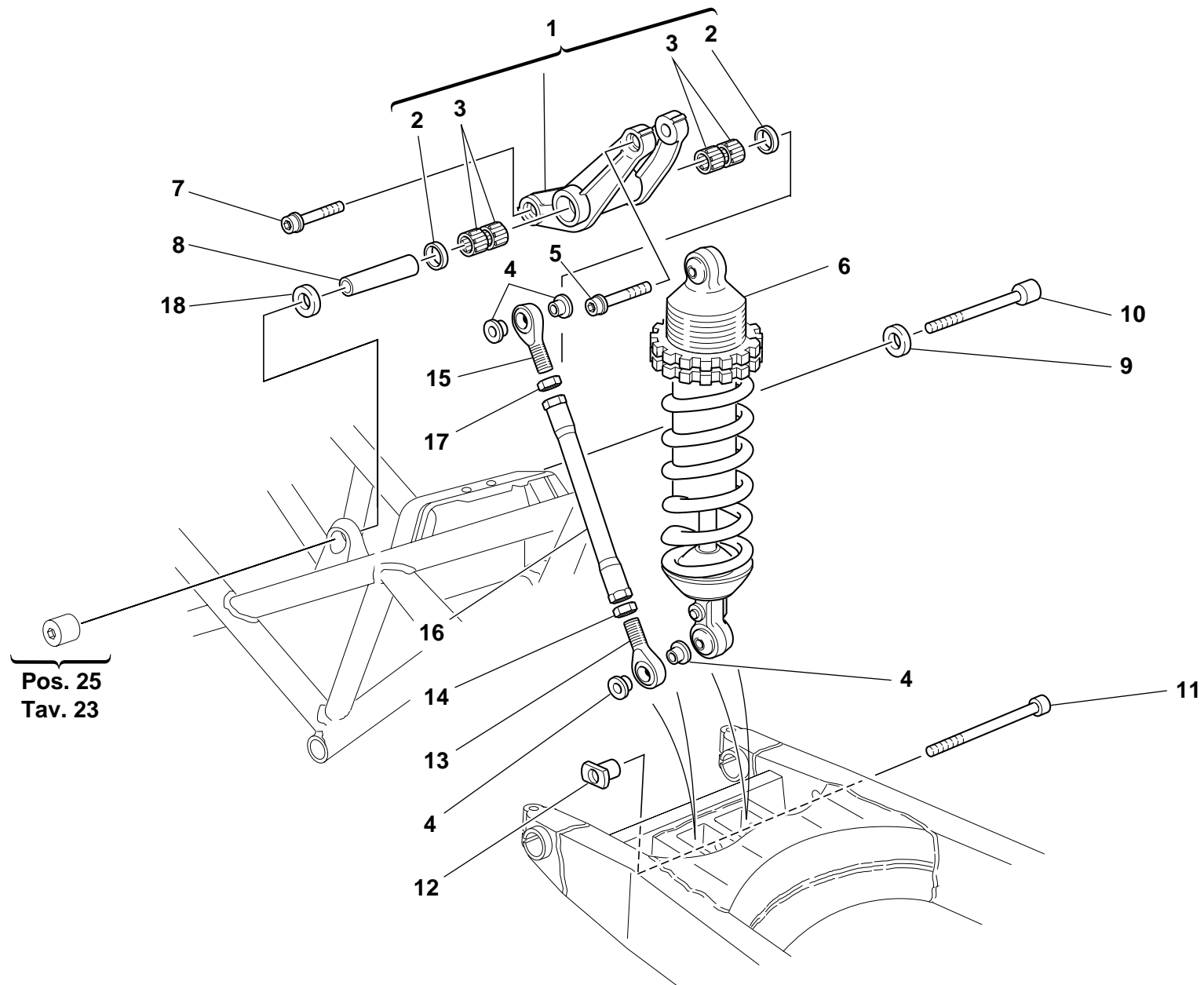
915.1.176.1B

07 - 03

DRAWING

033


## REAR SUSPENSION



DRAWING

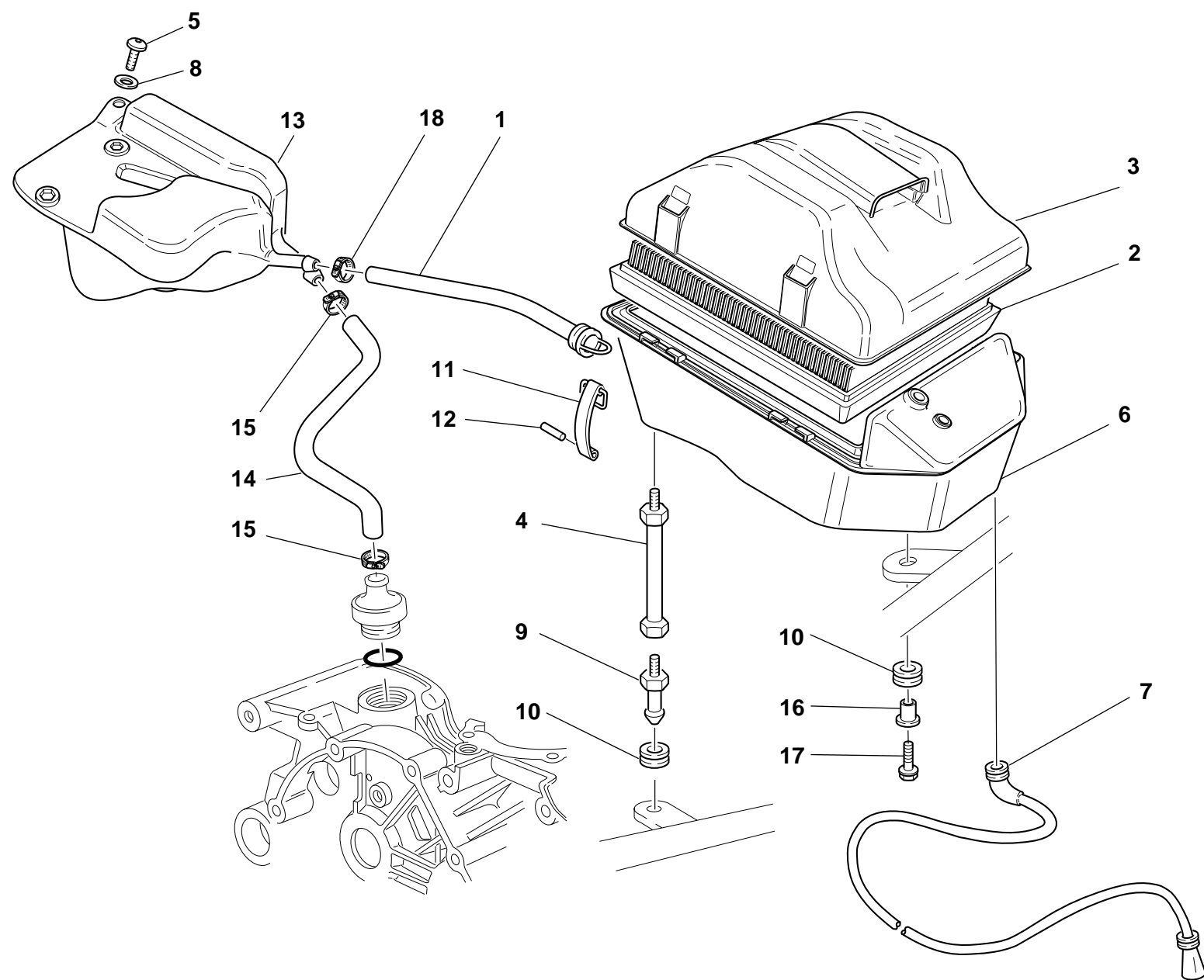
033

REAR SUSPENSION

| NOTES | NO. | CODE NO.     | DESCRIPTION     | VALIDITY | Q.TY |  |
|-------|-----|--------------|-----------------|----------|------|---|
|       | 1   | 372.2.008.3A | Rocker assembly |          | 1    |   |
|       | 2   | 93781.1824   | Seal ring       |          | 2    |   |
|       | 3   | 701.4.006.1A | Needle bearing  |          | 4    |   |
|       | 4   | 710.1.025.1A | Bush            |          | 4    |   |
|       | 5   | 771.5.938.2B | Screw           |          | 1    |   |
|       | 6   | 365.2.045.1A | Shock absorber  |          | 1    |   |
|       | 7   | 771.5.937.2B | Screw           |          | 1    |   |
|       | 8   | 715.1.004.1A | Spacer          |          | 1    |   |
|       | 9   | 710.1.085.1A | Spacer          |          | 1    |   |
|       | 10  | 771.1.015.1A | Screw           |          | 1    |   |
|       | 11  | 771.1.016.1A | Screw           |          | 1    |   |
|       | 12  | 710.1.048.1A | Bush            |          | 1    |   |
|       | 13  | 848.4.026.1A | Ball joint      |          | 1    |   |
|       | 14  | 417.9.090.1A | Nut             |          | 1    |   |
|       | 15  | 848.4.027.1A | Ball joint      |          | 1    |   |
|       | 16  | 875.1.038.2A | Tie rod         |          | 1    |   |
|       | 17  | 747.1.006.1A | Nut             |          | 1    |   |
|       | 18  | 710.1.088.1A | Spacer          |          | 1    |   |

| NOTES | NO. | CODE NO. | DESCRIPTION | VALIDITY | Q.TY |  |
|-------|-----|----------|-------------|----------|------|---|
|-------|-----|----------|-------------|----------|------|---|


DRAWING **034** AIR INDUCTIO AND OIL VENT



DRAWING

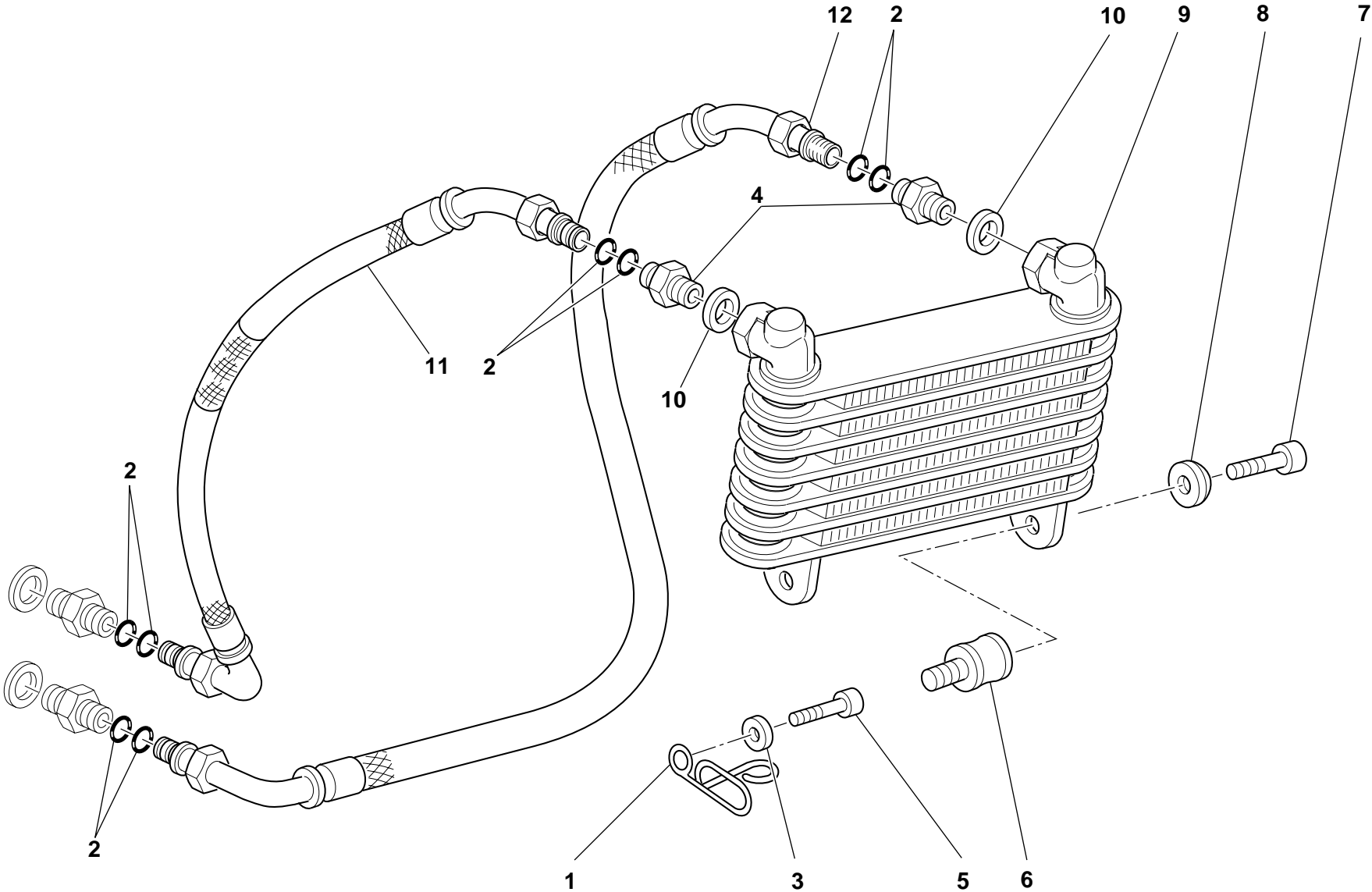
034

AIR INDUCTIO AND OIL VENT

| NOTES | NO. | CODE NO.     | DESCRIPTION                  | VALIDITY | Q.TY |  |
|-------|-----|--------------|------------------------------|----------|------|---|
|       | 1   | 876.1.082.1A | Filter/fuel tank outlet pipe |          | 1    |   |
|       | 2   | 426.1.010.1A | Filter element               |          | 1    |   |
|       | 3   | 246.2.011.1B | Filter case cover            |          | 1    |   |
|       | 4   | 684.1.026.1A | Stud bolt                    |          | 2    |   |
|       | 5   | 60N102510    | Screw                        |          | 1    |   |
|       | 6   | 442.2.079.3A | Air filter box               |          | 1    |   |
|       | 7   | 877.2.002.1A | Tube                         |          | 1    |   |
|       | 8   | 0670.72.010  | Washer                       |          | 1    |   |
|       | 9   | 821.1.075.1A | Pin                          |          | 3    |   |
|       | 10  | 8000.18048   | Rubber pad                   |          | 3    |   |
|       | 11  | 760.1.003.1B | Hook                         |          | 4    |   |
|       | 12  | 74223.1045   | Spring pin                   |          | 4    |   |
|       | 13  | 585.1.031.1A | Oil breather tank            |          | 1    |   |
|       | 14  | 876.1.066.1A | Breather pipe                |          | 1    |   |
|       | 15  | 741.4.002.1A | Hose guide                   |          | 2    |   |
|       | 16  | 716.1.022.1A | Spacer                       |          | 1    |   |
|       | 17  | 772.5.023.1A | Screw                        |          | 1    |   |
|       | 18  | 741.4.024.1A | Hose guide                   |          | 1    |   |

| NOTES | NO. | CODE NO. | DESCRIPTION | VALIDITY | Q.TY |  |
|-------|-----|----------|-------------|----------|------|---|
|-------|-----|----------|-------------|----------|------|---|


DRAWING **035** OIL COOLER



DRAWING

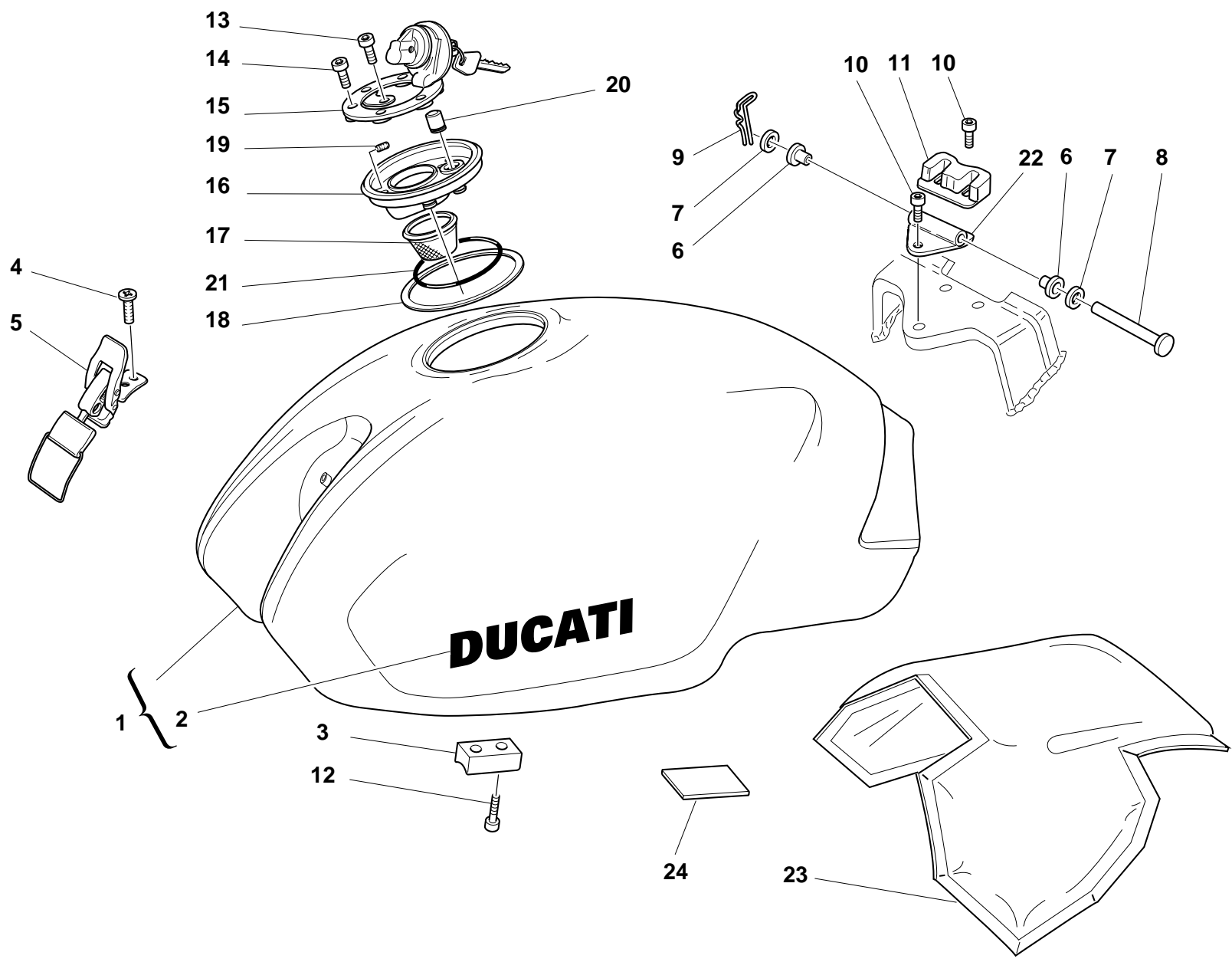
**035**

OIL COOLER

| NOTES | NO. | CODE NO.     | DESCRIPTION       | VALIDITY | Q.TY |  |
|-------|-----|--------------|-------------------|----------|------|---|
|       | 1   | 829.1.109.1B | Ring              |          | 1    |   |
|       | 2   | 886.5.015.1A | O-Ring            |          | 8    |   |
|       | 3   | 734306N01    | Washer            |          | 1    |   |
|       | 4   | 815.1.022.1A | Nipple            |          | 2    |   |
|       | 5   | 60N102511    | Screw             |          | 1    |   |
|       | 6   | 700.1.011.1A | Vibration damper  |          | 2    |   |
|       | 7   | 707006N02    | Screw             |          | 2    |   |
|       | 8   | 841.1.001.1C | Retainer          |          | 2    |   |
|       | 9   | 548.4.030.1A | Oil cooler        |          | 1    |   |
|       | 10  | 420.2.006.4A | Aluminium gasket  |          | 2    |   |
|       | 11  | 875.1.053.1A | Oil return pipe   |          | 1    |   |
|       | 12  | 875.1.052.1A | Oil delivery pipe |          | 1    |   |

| NOTES | NO. | CODE NO. | DESCRIPTION | VALIDITY | Q.TY |  |
|-------|-----|----------|-------------|----------|------|---|
|-------|-----|----------|-------------|----------|------|---|

DRAWING **036** FUEL TANK







DRAWING

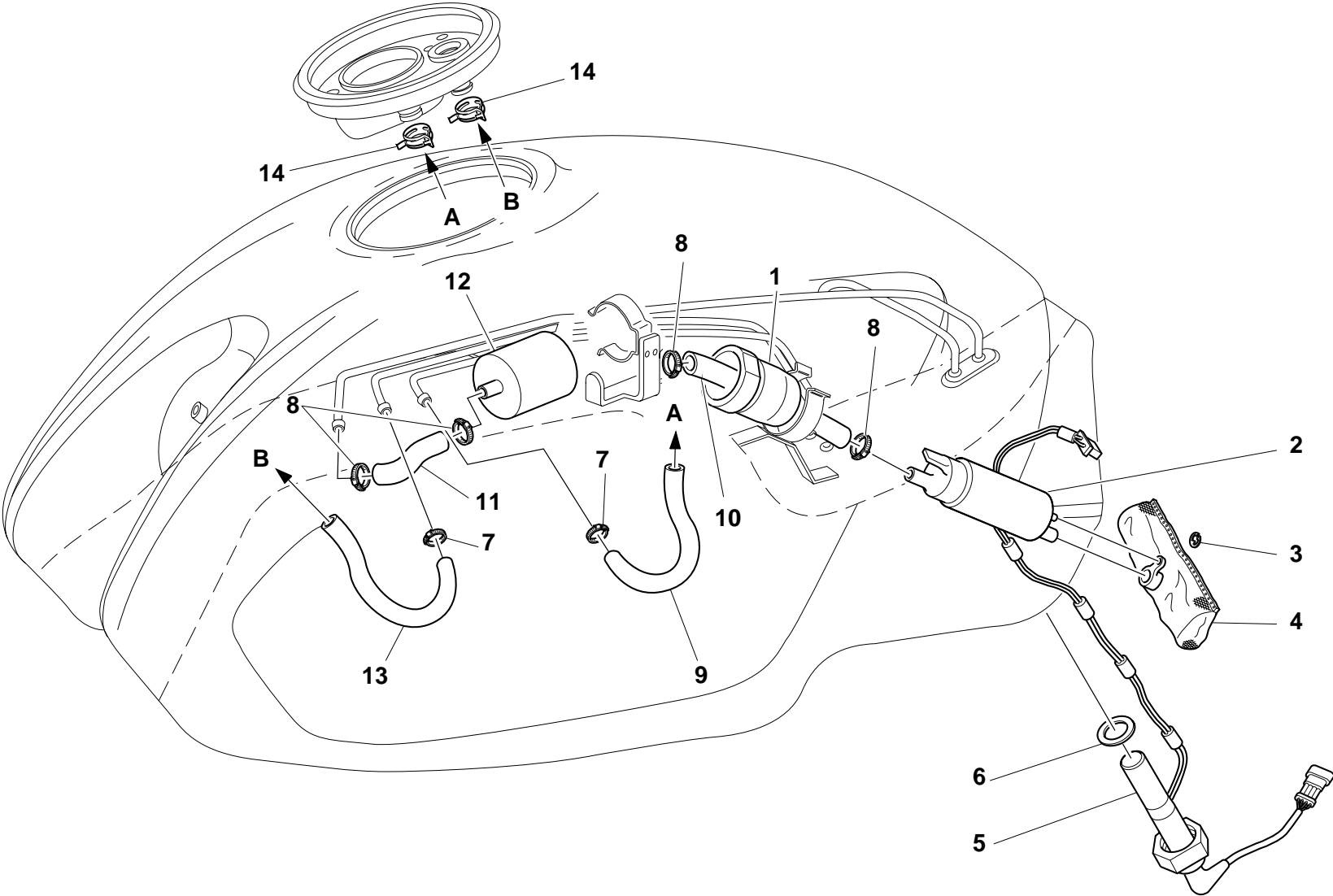
036

FUEL TANK

| NOTES | NO. | CODE NO.      | DESCRIPTION   | VALIDITY | Q.TY |  |
|-------|-----|---------------|---|----------|------|---|
|       | 1   | 586.1.037.2AA | Fuel tank (RED)   |          | 1    |   |
|       | 1   | 586.1.037.2AC | Fuel tank (YELLOW)  |          | 1    |   |
|       | 1   | 586.1.037.2AD | Fuel tank (METALLIC DARK GREY)                              |          | 1    |   |
|       | 1   | 586.1.037.2AT | Fuel tank (BLACK)   |          | 1    |   |
|       | 2   | 435.1.095.1AA | Sticker "DUCATI" (for BLACK METALLIC, NIGHT METALLIC BLUE)  |          | 2    |   |
|       | 2   | 435.1.097.1AA | Sticker "DUCATI" (for RED, BLACK, METALLIC DARK GREY, BLUE) |          | 2    |   |
|       | 2   | 435.1.097.1AB | Sticker "DUCATI" (for YELLOW, SILVER)                       |          | 2    |   |
|       | 3   | 866.1.040.1A  | Pad   |          | 2    |   |
|       | 4   | 777.5.019.7E  | Screw   |          | 2    |   |
|       | 5   | 760.4.006.1B  | Hook  |          | 1    |   |
|       | 6   | 712.1.013.3A  | Bush  |          | 2    |   |
|       | 7   | 80C0.05893    | Shim  |          | 2    |   |
|       | 8   | 821.1.028.2B  | Pin   |          | 1    |   |
|       | 9   | 8000.62705    | Split pin   |          | 1    |   |
|       | 10  | 60N102504     | Screw   |          | 3    |   |
|       | 11  | 866.1.037.1A  | Pad   |          | 1    |   |
|       | 12  | 779.5.004.1A  | Screw   |          | 4    |   |
|       | 13  | 771.5.040.2B  | Screw   |          | 1    |   |
|       | 14  | 771.5.045.7E  | Screw   |          | 3    |   |
|       | 15  | 895.4.001.2A  | Tank cap  |          | 1    |   |
|       | 16  | 160.1.013.1B  | Flange  |          | 1    |   |
|       | 17  | 802.1.005.1A  | Hose  |          | 1    |   |
|       | 18  | 791.1.015.1A  | Gasket  |          | 1    |   |
|       | 19  | 779.5.007.1A  | Screw   |          | 8    |   |
|       | 20  | 791.1.039.1A  | Gasket  |          | 1    |   |

| NOTES | NO. | CODE NO.     | DESCRIPTION   | VALIDITY | Q.TY |  |
|-------|-----|--------------|---------------|----------|------|---|
|       | 21  | 886.4.011.1A | O-Ring        |          | 1    |   |
|       | 22  | 80B0.62672   | Bracket       |          | 1    |   |
|       | 23  | 486.1.056.1A | Panel (BLACK) |          | 1    |   |
|       | 24  | 433.1.251.1A | Plate sticker |          | 1    |   |


DRAWING **037** FUEL SYSTEM



DRAWING

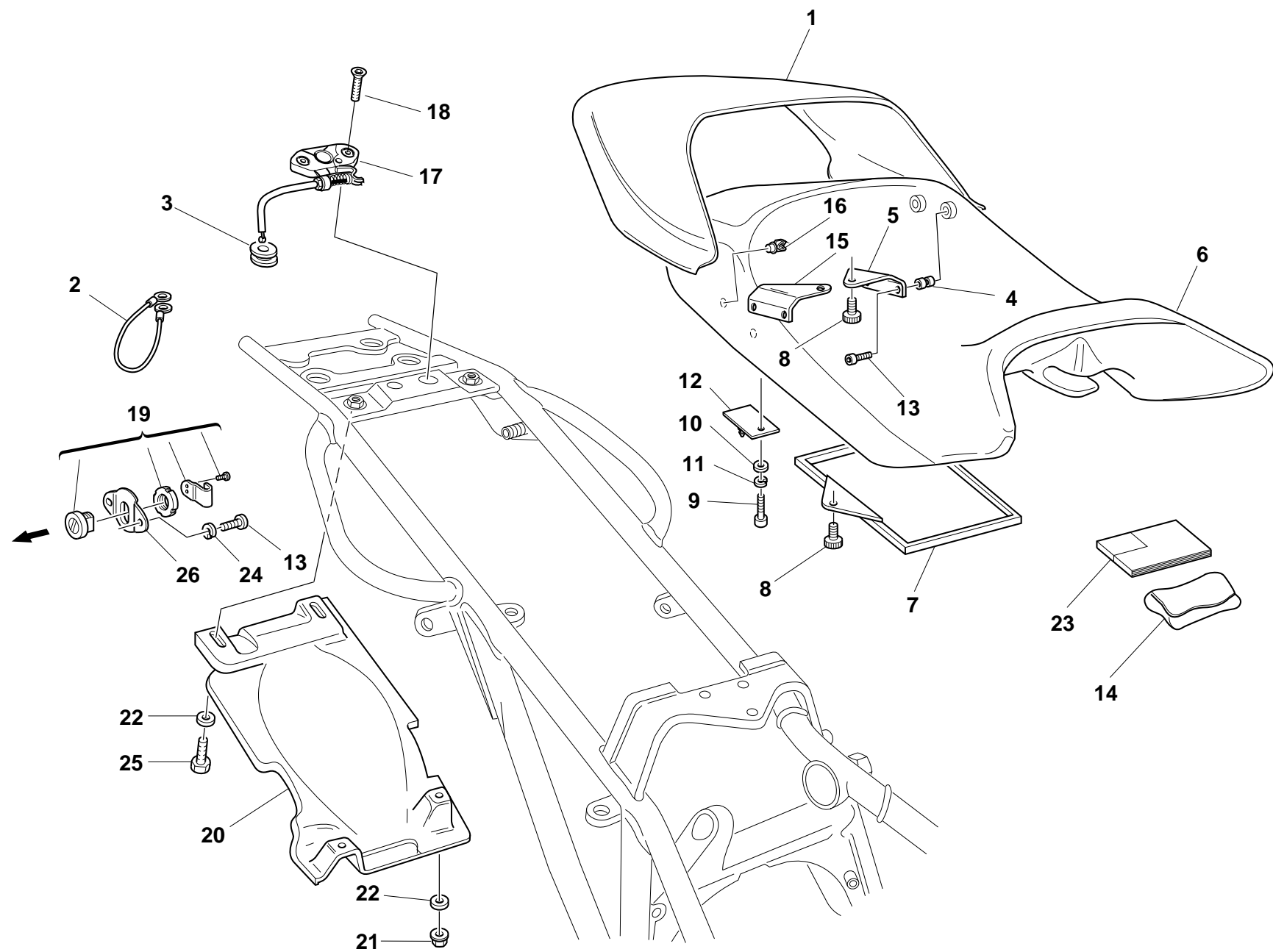
037

FUEL SYSTEM

| NOTES | NO. | CODE NO.     | DESCRIPTION     | VALIDITY | Q.TY |  |
|-------|-----|--------------|-----------------|----------|------|---|
|       | 1   | 829.1.296.1A | Pump holder     |          | 1    |   |
|       | 2   | 430.4.004.1A | Fuel pump       |          | 1    |   |
|       | 3   | 884.4.012.1A | Circlip         |          | 1    |   |
|       | 4   | 425.4.008.1A | Fuel filter     |          | 1    |   |
|       | 5   | 592.1.015.1A | Low fuel sensor |          | 1    |   |
|       | 6   | 789.1.001.1A | Gasket          |          | 1    |   |
|       | 7   | 741.4.008.2A | Hose guide      |          | 2    |   |
|       | 8   | 741.4.004.1A | Hose guide      |          | 4    |   |
|       | 9   | 590.1.158.1A | Tube            |          | 1    |   |
|       | 10  | 590.1.125.1A | Tube            |          | 1    |   |
|       | 11  | 590.1.157.1A | Tube            |          | 1    |   |
|       | 12  | 425.4.004.1B | Fuel filter     |          | 1    |   |
|       | 13  | 590.1.178.1A | Tube            |          | 1    |   |
|       | 14  | 741.4.100.1A | Hose guide      |          | 2    |   |

| NOTES | NO. | CODE NO. | DESCRIPTION | VALIDITY | Q.TY |  |
|-------|-----|----------|-------------|----------|------|---|
|-------|-----|----------|-------------|----------|------|---|


DRAWING **038** SEAT



DRAWING

038

SEAT


| NOTES | NO. | CODE NO.      | DESCRIPTION                | VALIDITY | Q.TY |  |
|-------|-----|---------------|----------------------------|----------|------|---|
|       | 1   | 595.1.025.1BA | Cover (RED)                |          | 1    |   |
|       | 1   | 595.1.025.1BC | Cover (YELLOW)             |          | 1    |   |
|       | 1   | 595.1.025.1BH | Cover (METALLIC DARK GREY) |          | 1    |   |
|       | 1   | 595.1.025.1BT | Cover (BLACK)              |          | 1    |   |
|       | 2   | 732.1.007.1A  | Helmet anti-theft wire     |          | 1    |   |
|       | 3   | 764.1.029.1A  | Rubber pad                 |          | 1    |   |
|       | 4   | 850.4.016.1A  | Threaded insert            |          | 4    |   |
|       | 5   | 827.1.097.1A  | L.H. plate                 |          | 1    |   |
|       | 6   | 595.1.036.2A  | Seat padding               |          | 1    |   |
|       | 7   | 247.1.086.1A  | Cover                      |          | 1    |   |
|       | 8   | 779.1.104.1A  | Special screw              |          | 3    |   |
|       | 9   | 779.5.010.1A  | Screw                      |          | 1    |   |
|       | 10  | 734306N01     | Washer                     |          | 1    |   |
|       | 11  | 734006N01     | Spring washer              |          | 1    |   |
|       | 12  | 829.2.237.1A  | Pin                        |          | 1    |   |
|       | 13  | 60N102482     | Screw                      |          | 6    |   |
|       | 14  | 697.2.006.2B  | Tool bag                   |          | 1    |   |
|       | 15  | 827.1.096.1A  | R.H. plate                 |          | 1    |   |
|       | 16  | 696.1.008.1A  | Spring                     |          | 2    |   |
|       | 17  | 732.2.010.2A  | Flexible cable             |          | 1    |   |
|       | 18  | 777.5.036.2B  | Screw                      |          | 2    |   |
|       | 19  | 598.2.019.1A  | Seat lock                  |          | 1    |   |
|       | 20  | 565.1.017.2A  | Mudflap                    |          | 1    |   |
|       | 21  | 729906FN1     | Nut                        |          | 2    |   |
|       | 22  | 0670.72.010   | Washer                     |          | 4    |   |
|       | 23  | 913.7.084.1E  | Owner's manual             |          | 1    |   |
|       | 24  | 734005N01     | Spring washer              |          | 2    |   |

CATALOGUE No:

ISSUED:

915.1.176.1B

07 - 03

| NOTES | NO. | CODE NO.     | DESCRIPTION | VALIDITY | Q.TY |  |
|-------|-----|--------------|-------------|----------|------|---|
|       | 25  | 60N101077    | Screw       |          | 2    |   |
|       | 26  | 829.1.236.1A | Plate       |          | 1    |   |

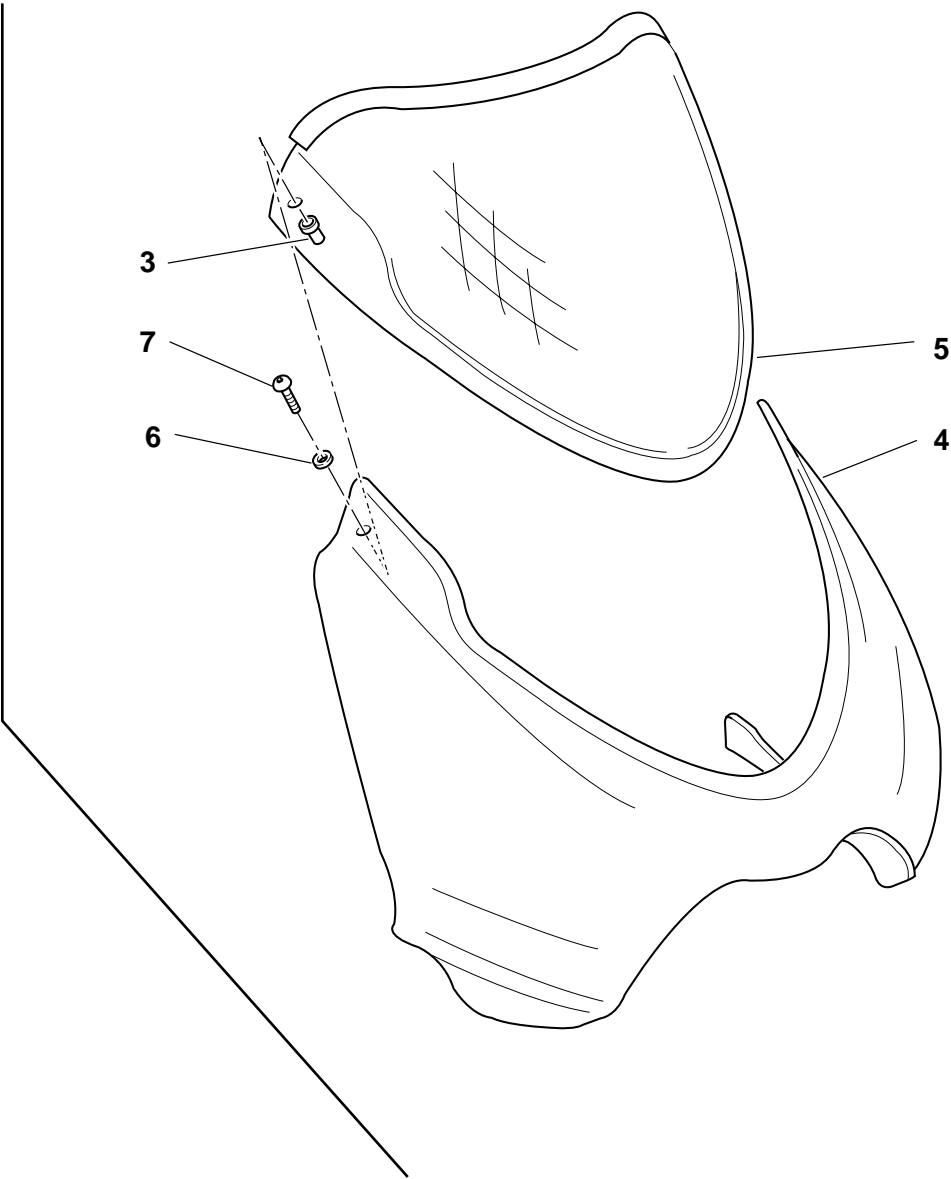
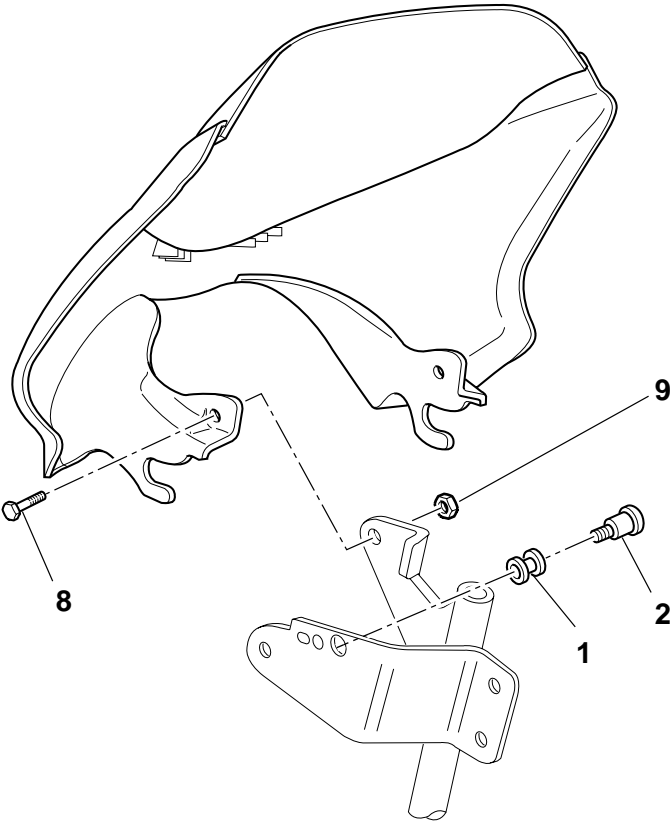
CATALOGUE No:

ISSUED:

915.1.176.1B

07 - 03


DRAWING **039** HEADLIGHT FAIRING



DRAWING

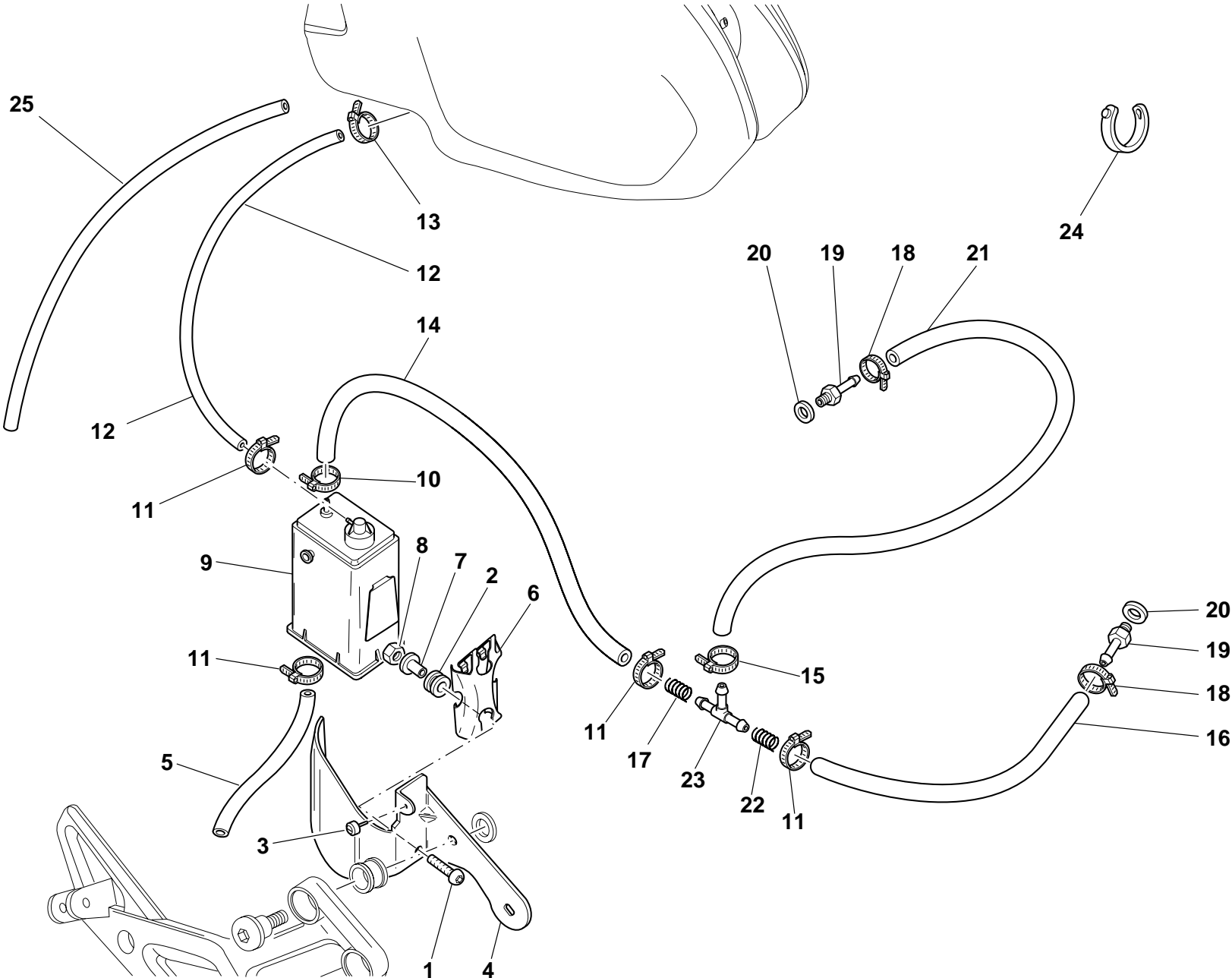
039

HEADLIGHT FAIRING

| NOTES | NO. | CODE NO.      | DESCRIPTION                            | VALIDITY | Q.TY |  |
|-------|-----|---------------|--|----------|------|---|
|       | 1   | 0370.72.020   | Vibration damper pad                   |          | 2    |   |
|       | 2   | 779.1.195.1A  | Screw                                  |          | 2    |   |
|       | 3   | 0000.63150    | Insert                                 |          | 2    |   |
|       | 4   | 481.1.023.1AA | Headlight fairing (RED)                |          | 1    |   |
|       | 4   | 481.1.023.1AC | Headlight fairing (YELLOW)             |          | 1    |   |
|       | 4   | 481.1.023.1AG | Headlight fairing (METALLIC DARK GREY) |          | 1    |   |
|       | 4   | 481.1.023.1AT | Headlight fairing (BLACK)              |          | 1    |   |
|       | 5   | 487.1.023.1A  | Windshield                             |          | 1    |   |
|       | 6   | 0000.63161    | Washer                                 |          | 2    |   |
|       | 7   | 779.1.088.1A  | Screw                                  |          | 2    |   |
|       | 8   | 772.5.024.1A  | Screw                                  |          | 2    |   |
|       | 9   | 729906FN1     | Nut                                    |          | 2    |   |

| NOTES | NO. | CODE NO. | DESCRIPTION | VALIDITY | Q.TY |  |
|-------|-----|----------|-------------|----------|------|---|
|-------|-----|----------|-------------|----------|------|---|

DRAWING **040** FUEL INFEED






DRAWING

040

FUEL INFEED

| NOTES | NO. | CODE NO.     | DESCRIPTION                  | VALIDITY | Q.TY |  |
|-------|-----|--------------|------------------------------|----------|------|---|
|       | 1   | 779.1.008.1A | Screw                        |          | 2    |   |
|       | 2   | 764.1.029.1A | Rubber pad                   |          | 2    |   |
|       | 3   | 8000.66308   | Vibration damper pad         |          | 1    |   |
|       | 4   | 827.1.186.1A | Bracket                      |          | 1    |   |
|       | 5   | 590.1.141.1A | Tube                         |          | 1    |   |
|       | 6   | 827.1.157.1A | Plate                        |          | 1    |   |
|       | 7   | 716.1.043.1A | Spacer                       |          | 2    |   |
|       | 8   | 729906FN1    | Nut                          |          | 2    |   |
|       | 9   | 426.1.007.1B | CANISTER filter              |          | 1    |   |
|       | 10  | 741.4.058.1A | Hose guide                   |          | 1    |   |
|       | 11  | 741.4.063.1A | Hose guide                   |          | 4    |   |
|       | 12  | 590.1.170.1A | Filter/fuel tank outlet pipe |          | 1    |   |
|       | 13  | 741.4.057.1A | Hose guide                   |          | 1    |   |
|       | 14  | 590.1.191.1A | Tube                         |          | 1    |   |
|       | 15  | 741.4.059.1A | Hose guide                   |          | 1    |   |
|       | 16  | 590.1.111.1B | Tube                         |          | 1    |   |
|       | 17  | 799.1.105.1A | Spring                       |          | 1    |   |
|       | 18  | 741.4.013.1B | Hose guide                   |          | 2    |   |
|       | 19  | 814.1.091.2A | Union                        |          | 2    |   |
|       | 20  | 0250.70.223  | Aluminium gasket             |          | 2    |   |
|       | 21  | 590.1.139.1A | Tube                         |          | 1    |   |
|       | 22  | 799.1.118.1B | Spring                       |          | 1    |   |
|       | 23  | 0361.98.850  | Shunt valve                  |          | 1    |   |
|       | 24  | 0691.91.030  | Hose guide                   |          | 2    |   |
|       | 25  | 590.1.136.1A | Breather pipe                |          | 1    |   |

| NOTES | NO. | CODE NO. | DESCRIPTION | VALIDITY | Q.TY |  |
|-------|-----|----------|-------------|----------|------|---|
|-------|-----|----------|-------------|----------|------|---|

DRAWING **041** MARKING PLATES

OBJECTS IN MIRROR ARE  
CLOSER THAN THEY APPEAR  
Cod.43311661A

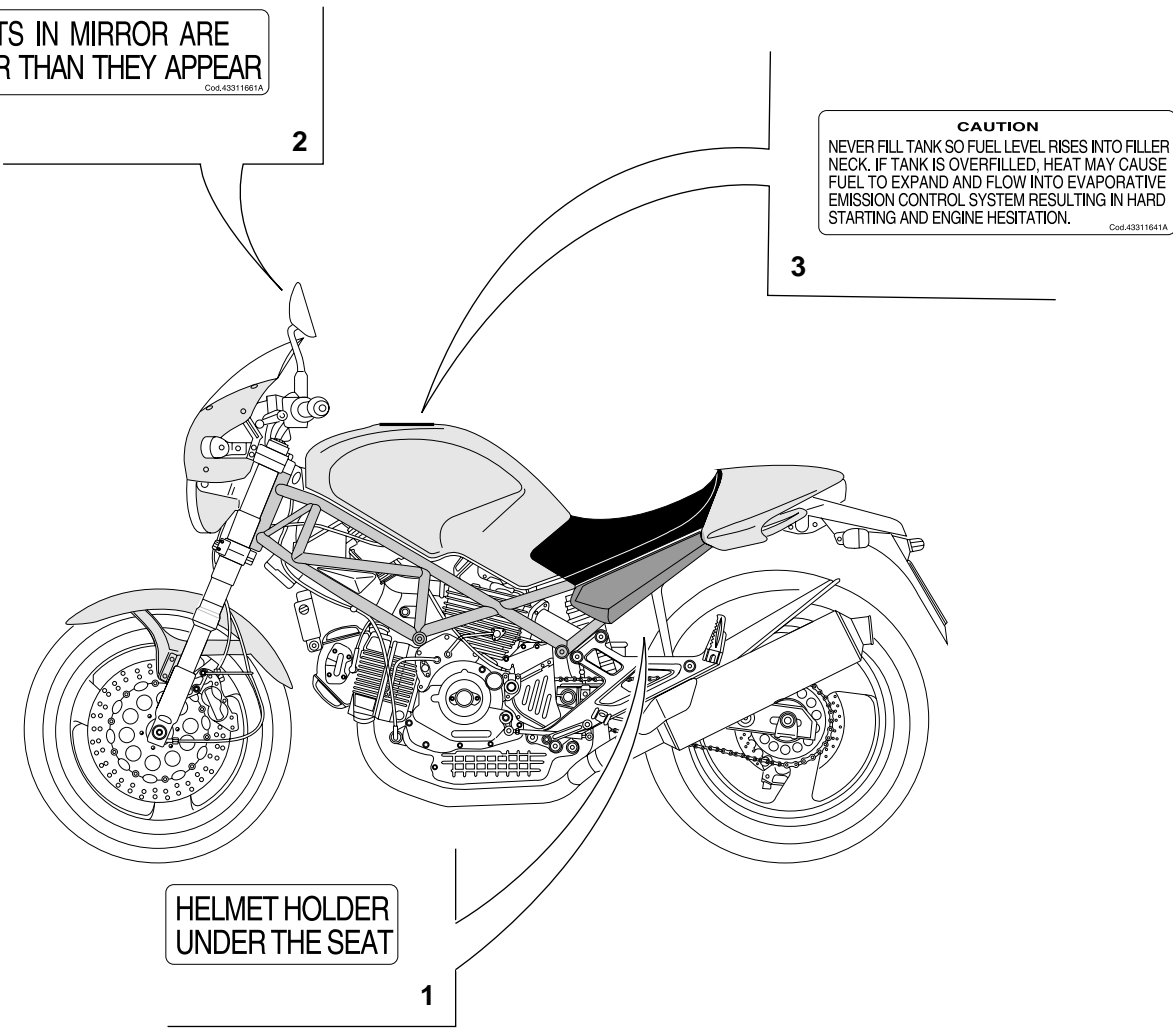
2

**CAUTION**  
NEVER FILL TANK SO FUEL LEVEL RISES INTO FILLER  
NECK. IF TANK IS OVERFILLED, HEAT MAY CAUSE  
FUEL TO EXPAND AND FLOW INTO EVAPORATIVE  
EMISSION CONTROL SYSTEM RESULTING IN HARD  
STARTING AND ENGINE HESITATION.  
Cod.43311641A

3

HELMET HOLDER  
UNDER THE SEAT


1



DRAWING

041

MARKING PLATES

| NOTES | NO. | CODE NO.     | DESCRIPTION | VALIDITY | Q.TY |  |
|-------|-----|--------------|-------------|----------|------|---|
|       | 1   | 433.1.170.1A | Sticker     |          | 1    |   |
|       | 2   | 433.1.166.1A | Label       |          | 2    |   |
|       | 3   | 433.1.164.1A | Sticker     |          | 1    |   |

| NOTES | NO. | CODE NO. | DESCRIPTION | VALIDITY | Q.TY |  |
|-------|-----|----------|-------------|----------|------|---|
|-------|-----|----------|-------------|----------|------|---|

INDEX

| CODE No.   | Drwg. | POS.<br>N. | CODE No.    | Drwg. | POS.<br>N. | CODE No.     | Drwg. | POS.<br>N. | CODE No.    | Drwg. | POS.<br>N. | CODE No.      | Drwg. | POS.<br>N. |
|------------|-------|------------|-------------|-------|------------|--------------|-------|------------|-------------|-------|------------|---------------|-------|------------|
| .....      | 14    | 17         | 0000.66181  | 28    | 15         | 0400.29.125  | 2     | 34         | 0670.16.164 | 3     | 11         | 0765.92.190   | 15    | 8          |
| .....      | 14    | 19         | 0000.66527  | 19    | 5          | 0400.29.126  | 2     | 34         | 0670.16.164 | 3     | 15         | 0765.92.195   | 14    | 8          |
| .....      | 15    | 14         | 0011.52.010 | 10    | 23         | 0400.49.240  | 11    | 18         | 0670.16.165 | 3     | 15         | 0765.92.195   | 15    | 8          |
| .....      | 15    | 16         | 0124.40.060 | 8     | 12         | 0400.49.240  | 5     | 13         | 0670.16.170 | 3     | 26         | 0765.92.205   | 14    | 8          |
| 0000.30326 | 17    | 14         | 0150.70.120 | 5     | 17         | 051.2.001.1A | 1     | 10         | 0670.16.171 | 3     | 26         | 0765.92.205   | 15    | 8          |
| 0000.33552 | 27    | 20         | 0150.70.120 | 9     | 28         | 0619.50.065  | 12    | 17         | 0670.16.184 | 3     | 15         | 0765.92.205   | 2     | 21         |
| 0000.36230 | 23    | 15         | 0170.91.730 | 31    | 5          | 0619.92.180  | 14    | 8          | 0670.16.185 | 3     | 15         | 0796.38.305   | 22    | 11         |
| 0000.36726 | 22    | 2          | 0214.07.350 | 2     | 22         | 0619.92.180  | 15    | 8          | 0670.49.310 | 9     | 26         | 0797.41.090   | 22    | 22         |
| 0000.36726 | 23    | 23         | 0214.07.350 | 8     | 6          | 0647.29.040  | 12    | 15         | 0670.49.910 | 9     | 21         | 0797.72.068   | 19    | 32         |
| 0000.39727 | 29    | 32         | 0250.70.223 | 16    | 12         | 0647.70.010  | 14    | 12         | 0670.72.010 | 31    | 32         | 0797.72.068   | 23    | 7          |
| 0000.44099 | 19    | 31         | 0250.70.223 | 40    | 20         | 0647.70.010  | 15    | 20         | 0670.72.010 | 34    | 8          | 0799.13.110   | 2     | 27         |
| 0000.44099 | 23    | 8          | 0251.47.050 | 3     | 1          | 0659.16.555  | 4     | 1          | 0670.72.010 | 38    | 22         | 0803.77.010   | 25    | 16         |
| 0000.44099 | 30    | 3          | 0251.47.054 | 3     | 1          | 0659.37.040  | 26    | 19         | 0670.80.010 | 29    | 29         | 112.1.026.1AA | 6     | 8          |
| 0000.44240 | 23    | 9          | 0272.91.090 | 2     | 8          | 0659.38.226  | 22    | 15         | 0670.92.190 | 14    | 8          | 112.1.026.1AB | 6     | 8          |
| 0000.56525 | 20    | 13         | 0335.03.465 | 16    | 25         | 0660.13.060  | 2     | 19         | 0670.92.190 | 15    | 8          | 117.1.028.1A  | 31    | 30         |
| 0000.59485 | 29    | 12         | 0361.98.850 | 40    | 23         | 0660.13.070  | 2     | 13         | 0691.91.030 | 19    | 23         | 117.2.006.1A  | 4     | 29         |
| 0000.59485 | 31    | 20         | 0364.99.710 | 32    | 14         | 0660.13.143  | 2     | 9          | 0691.91.030 | 23    | 2          | 117.2.049.1A  | 30    | 14         |
| 0000.61078 | 27    | 12         | 0370.49.250 | 10    | 22         | 0660.13.165  | 2     | 25         | 0691.91.030 | 29    | 41         | 120.2.080.3A  | 7     | 8          |
| 0000.62726 | 19    | 20         | 0370.69.020 | 31    | 15         | 0660.16.145  | 4     | 21         | 0691.91.030 | 40    | 24         | 120.2.081.3A  | 7     | 4          |
| 0000.62729 | 17    | 23         | 0370.72.020 | 27    | 8          | 0660.47.040  | 6     | 13         | 0755.17.125 | 7     | 7          | 121.1.127.1A  | 7     | 3          |
| 0000.62729 | 23    | 21         | 0370.72.020 | 28    | 18         | 0660.49.053  | 9     | 17         | 0755.29.025 | 6     | 14         | 121.2.033.1A  | 7     | 1          |
| 0000.62730 | 17    | 24         | 0370.72.020 | 39    | 1          | 0660.50.020  | 12    | 8          | 0755.29.025 | 8     | 21         | 122.2.087.2A  | 7     | 9          |
| 0000.63150 | 30    | 22         | 0370.84.005 | 17    | 1          | 0665.49.680  | 5     | 8          | 0755.49.265 | 10    | 2          | 137.2.003.3A  | 16    | 11         |
| 0000.63150 | 39    | 3          | 0375.92.210 | 14    | 13         | 0670.16.145  | 3     | 7          | 0759.49.280 | 9     | 15         | 146.2.091.1A  | 6     | 1          |
| 0000.63161 | 30    | 20         | 0375.92.210 | 15    | 19         | 0670.16.150  | 3     | 3          | 0765.92.185 | 14    | 8          | 147.1.026.1A  | 8     | 9          |
| 0000.63161 | 39    | 6          | 0400.09.050 | 2     | 21         | 0670.16.155  | 3     | 19         | 0765.92.185 | 15    | 8          | 148.1.110.1A  | 13    | 9          |
| 0000.64471 | 25    | 10         | 0400.17.030 | 4     | 26         | 0670.16.163  | 3     | 11         | 0765.92.190 | 14    | 8          | 148.1.111.1A  | 13    | 16         |

INDEX

| CODE No.     | Drwg. | POS.<br>N. | CODE No.     | Drwg. | POS.<br>N. | CODE No.      | Drwg. | POS.<br>N. | CODE No.      | Drwg. | POS.<br>N. | CODE No.      | Drwg. | POS.<br>N. |
|--------------|-------|------------|--------------|-------|------------|---------------|-------|------------|---------------|-------|------------|---------------|-------|------------|
| 149.1.032.3A | 3     | 25         | 176.1.001.1A | 12    | 6          | 240.2.031.1A  | 15    | 24         | 286.4.073.1B  | 19    | 1          | 304.1.043.1B  | 15    | 5          |
| 150.2.006.1B | 3     | 2          | 176.1.009.1A | 12    | 10         | 242.2.045.1A  | 11    | 19         | 287.4.024.1B  | 16    | 8          | 304.1.043.1BB | 14    | 3          |
| 150.2.063.1A | 3     | 28         | 180.1.001.1A | 2     | 11         | 243.1.025.1AD | 5     | 1          | 301.2.092.2C  | 14    | 1          | 304.1.043.1BB | 15    | 5          |
| 150.2.072.1A | 3     | 27         | 180.1.002.1A | 2     | 12         | 243.2.004.1BB | 5     | 6          | 301.2.093.2C  | 15    | 1          | 304.1.043.1BC | 14    | 3          |
| 153.1.003.1A | 26    | 21         | 180.1.008.1A | 2     | 24         | 245.1.030.1A  | 13    | 5          | 303.1.040.1A  | 14    | 5          | 304.1.043.1BC | 15    | 5          |
| 158.2.012.1A | 6     | 5          | 182.2.018.1A | 2     | 18         | 245.1.031.1A  | 13    | 6          | 303.1.040.1A  | 15    | 2          | 341.1.030.1C  | 26    | 23         |
| 160.1.013.1B | 36    | 16         | 184.1.001.1A | 29    | 15         | 245.1.032.1A  | 8     | 1          | 303.1.040.1AA | 14    | 5          | 342.2.015.1C  | 26    | 3          |
| 160.1.049.1A | 25    | 21         | 190.2.011.1A | 4     | 8          | 245.1.033.1A  | 8     | 4          | 303.1.040.1AA | 15    | 2          | 344.2.008.1A  | 24    | 1          |
| 160.1.057.1A | 12    | 13         | 194.2.001.1B | 4     | 12         | 246.1.060.2A  | 30    | 25         | 303.1.040.1AB | 14    | 5          | 345.2.008.1A  | 24    | 4          |
| 160.1.105.1A | 13    | 19         | 195.4.003.1A | 4     | 22         | 246.1.061.1B  | 19    | 26         | 303.1.040.1AB | 15    | 2          | 349.1.064.1A  | 24    | 8          |
| 162.1.001.1B | 4     | 7          | 196.1.001.2B | 4     | 10         | 246.2.011.1B  | 34    | 3          | 303.1.040.1AC | 14    | 5          | 349.1.065.1A  | 24    | 9          |
| 170.2.020.1B | 4     | 17         | 198.1.029.1A | 4     | 13         | 247.1.002.1BC | 11    | 9          | 303.1.040.1AC | 15    | 2          | 349.1.095.1A  | 24    | 2          |
| 171.2.020.2B | 8     | 10         | 208.1.012.4A | 14    | 14         | 247.1.083.1AE | 11    | 4          | 303.1.041.1A  | 14    | 4          | 349.1.096.1A  | 24    | 16         |
| 172.1.002.1B | 3     | 10         | 208.1.012.4A | 15    | 17         | 247.1.086.1A  | 38    | 7          | 303.1.041.1A  | 15    | 3          | 349.1.097.1A  | 24    | 7          |
| 172.1.003.1A | 3     | 8          | 209.1.017.1A | 14    | 16         | 247.1.104.1A  | 9     | 2          | 303.1.041.1AA | 14    | 4          | 349.1.098.1A  | 24    | 11         |
| 172.1.004.1A | 3     | 5          | 209.1.017.1A | 15    | 18         | 250.2.030.3A  | 9     | 5          | 303.1.041.1AA | 15    | 3          | 349.1.100.1A  | 24    | 5          |
| 172.1.005.1A | 3     | 9          | 210.1.042.1A | 14    | 22         | 254.1.001.2A  | 11    | 7          | 303.1.041.1AB | 14    | 4          | 349.1.101.1A  | 24    | 18         |
| 172.1.006.1B | 3     | 18         | 210.1.042.1A | 15    | 7          | 254.4.001.1A  | 5     | 4          | 303.1.041.1AB | 15    | 3          | 349.1.102.1A  | 24    | 20         |
| 172.1.007.1B | 3     | 24         | 211.1.040.1A | 14    | 21         | 255.1.023.1A  | 8     | 15         | 303.1.041.1AC | 14    | 4          | 349.1.103.1A  | 24    | 21         |
| 172.1.008.1A | 3     | 22         | 211.1.040.1A | 15    | 6          | 255.1.024.1A  | 13    | 3          | 303.1.041.1AC | 15    | 3          | 349.1.111.1A  | 24    | 22         |
| 172.1.009.1A | 3     | 21         | 220.3.208.3A | 9     | 16         | 264.4.022.1A  | 11    | 1          | 304.1.042.1B  | 14    | 2          | 349.1.120.1A  | 24    | 23         |
| 172.1.010.1A | 3     | 20         | 225.2.061.2A | 10    | 1          | 270.4.005.1A  | 12    | 1          | 304.1.042.1B  | 15    | 4          | 349.1.158.1A  | 24    | 17         |
| 172.1.011.1A | 3     | 23         | 230213       | 29    | 40         | 276.1.025.1B  | 12    | 16         | 304.1.042.1BB | 14    | 2          | 349.1.159.1A  | 24    | 24         |
| 173.1.012.3A | 12    | 20         | 230213       | 31    | 38         | 280.4.007.1A  | 16    | 10         | 304.1.042.1BB | 15    | 4          | 349.1.160.1A  | 24    | 3          |
| 174.1.002.1A | 9     | 3          | 235.2.030.1B | 13    | 12         | 282.4.046.1A  | 16    | 1          | 304.1.042.1BC | 14    | 2          | 349.2.003.1A  | 24    | 10         |
| 174.1.025.1A | 9     | 12         | 240.2.026.1B | 14    | 10         | 283.4.003.1A  | 16    | 21         | 304.1.042.1BC | 15    | 4          | 349.2.010.1A  | 24    | 15         |
| 174.2.025.3A | 9     | 1          | 240.2.026.1B | 15    | 12         | 284.4.008.1A  | 16    | 2          | 304.1.043.1B  | 14    | 3          | 360.1.033.1B  | 26    | 24         |

INDEX

| CODE No.     | Drwg. | POS.<br>N. | CODE No.      | Drwg. | POS.<br>N. | CODE No.      | Drwg. | POS.<br>N. | CODE No.      | Drwg. | POS.<br>N. | CODE No.     | Drwg. | POS.<br>N. |
|--------------|-------|------------|---------------|-------|------------|---------------|-------|------------|---------------|-------|------------|--------------|-------|------------|
| 360.1.035.1A | 26    | 16         | 420.2.000.7A  | 14    | 23         | 442.2.079.3A  | 34    | 6          | 481.1.023.1AG | 39    | 4          | 520.4.007.1C | 22    | 1          |
| 365.2.045.1A | 33    | 6          | 420.2.000.7A  | 15    | 22         | 444.4.003.4A  | 9     | 20         | 481.1.023.1AT | 39    | 4          | 520.4.007.1C | 22    | 1          |
| 366.1.038.1A | 24    | 6          | 420.2.001.0A  | 17    | 21         | 447.1.033.1A  | 32    | 4          | 482.1.105.1A  | 30    | 7          | 521.4.005.1A | 22    | 3          |
| 369.1.004.1A | 32    | 8          | 420.2.001.0A  | 2     | 5          | 447.1.034.1A  | 32    | 13         | 482.1.106.1A  | 30    | 12         | 523.4.014.1A | 26    | 8          |
| 370.1.028.2C | 32    | 10         | 420.2.001.0A  | 27    | 17         | 449.1.045.1A  | 3     | 12         | 486.1.056.1A  | 36    | 23         | 523.4.015.1A | 26    | 9          |
| 372.2.008.3A | 33    | 1          | 420.2.001.0A  | 28    | 8          | 451.1.025.1A  | 8     | 20         | 487.1.023.1A  | 39    | 5          | 525.1.004.2A | 23    | 5          |
| 373.1.032.1A | 32    | 20         | 420.2.001.0A  | 29    | 2          | 451.2.006.1A  | 8     | 23         | 492.4.003.2A  | 25    | 15         | 525.4.007.2A | 23    | 3          |
| 373.1.033.1A | 32    | 21         | 420.2.001.0A  | 5     | 27         | 455.2.003.1A  | 2     | 4          | 492.4.024.1A  | 25    | 5          | 526.4.003.1A | 23    | 4          |
| 374.1.002.1B | 32    | 17         | 420.2.001.0A  | 9     | 34         | 456.2.009.1A  | 31    | 27         | 494.1.096.1A  | 25    | 23         | 529.1.001.1A | 24    | 26         |
| 380.4.010.1B | 19    | 16         | 420.2.006.2A  | 10    | 37         | 457.2.007.1A  | 29    | 9          | 497.2.001.2A  | 25    | 2          | 529.1.006.1A | 23    | 13         |
| 389.4.006.1A | 19    | 27         | 420.2.006.4A  | 10    | 19         | 460.1.038.3A  | 31    | 31         | 501.2.104.1AA | 25    | 1          | 529.1.009.1A | 23    | 19         |
| 389.4.007.1A | 19    | 27         | 420.2.006.4A  | 35    | 10         | 460.1.039.3A  | 31    | 34         | 502.2.104.1AA | 25    | 13         | 530.4.007.2A | 22    | 9          |
| 389.4.008.1A | 19    | 27         | 425.4.004.1B  | 37    | 12         | 460.1.076.2A  | 26    | 11         | 510.1.075.1A  | 22    | 5          | 530.4.008.2A | 22    | 16         |
| 389.4.010.1A | 19    | 27         | 425.4.008.1A  | 37    | 4          | 462.4.037.6A  | 20    | 1          | 510.1.076.1B  | 23    | 11         | 530.4.009.2A | 23    | 14         |
| 389.4.013.1A | 19    | 27         | 426.1.007.1B  | 40    | 9          | 462.4.037.6A  | 9     | 11         | 510.1.253.1A  | 19    | 3          | 530.4.010.2A | 23    | 10         |
| 389.4.014.1A | 19    | 15         | 426.1.010.1A  | 34    | 2          | 462.4.037.8A  | 9     | 9          | 514.1.032.1A  | 1c    | 9          | 532.4.004.1A | 22    | 10         |
| 389.4.015.1A | 19    | 27         | 430.4.004.1A  | 37    | 2          | 463.2.010.9A  | 14    | 9          | 514.1.033.1A  | 1c    | 13         | 532.4.004.1A | 23    | 6          |
| 389.4.016.1A | 19    | 27         | 433.1.164.1A  | 41    | 3          | 463.2.010.9A  | 15    | 11         | 514.1.034.1A  | 1c    | 12         | 539.1.021.1A | 2     | 6          |
| 390.4.003.1A | 23    | 22         | 433.1.166.1A  | 41    | 2          | 463.2.026.1A  | 14    | 20         | 514.1.035.1A  | 1c    | 10         | 539.1.023.1A | 18    | 5          |
| 395.4.013.1B | 20    | 14         | 433.1.170.1A  | 41    | 1          | 463.2.026.1A  | 15    | 34         | 514.1.036.1A  | 1c    | 10         | 539.4.003.1B | 29    | 13         |
| 397.4.002.1A | 20    | 4          | 433.1.251.1A  | 36    | 24         | 463.2.053.7A  | 4     | 15         | 514.1.037.1A  | 1c    | 6          | 539.4.021.1A | 28    | 5          |
| 406.1.026.1C | 21    | 1          | 433.1.277.1A  | 19    | 6          | 464.1.017.1A  | 31    | 7          | 514.1.038.1A  | 1c    | 14         | 539.4.030.1A | 5     | 16         |
| 417.9.030.6A | 29    | 10         | 433.1.308.1A  | 32    | 5          | 464.1.018.1A  | 31    | 29         | 514.1.043.1A  | 20    | 3          | 539.4.033.1A | 27    | 22         |
| 417.9.030.6A | 31    | 14         | 435.1.095.1AA | 36    | 2          | 470.1.056.2AA | 30    | 1          | 516.4.003.1B  | 19    | 14         | 540.4.010.1A | 19    | 8          |
| 417.9.030.8A | 26    | 1          | 435.1.097.1AA | 36    | 2          | 470.1.062.1A  | 21    | 5          | 518.4.004.1B  | 30    | 6          | 541.4.003.1A | 19    | 4          |
| 417.9.050.6A | 20    | 2          | 435.1.097.1AB | 36    | 2          | 481.1.023.1AA | 39    | 4          | 520.4.006.1C  | 22    | 1          | 548.4.030.1A | 35    | 9          |
| 417.9.090.1A | 33    | 14         | 436.1.140.1A  | 30    | 21         | 481.1.023.1AC | 39    | 4          | 520.4.007.1C  | 22    | 1          | 552.1.037.1A | 1c    | 4          |

INDEX

| CODE No.      | Drwg. | POS.<br>N. | CODE No.      | Drwg. | POS.<br>N. | CODE No.      | Drwg. | POS.<br>N. | CODE No.      | Drwg. | POS.<br>N. | CODE No.     | Drwg. | POS.<br>N. |
|---------------|-------|------------|---------------|-------|------------|---------------|-------|------------|---------------|-------|------------|--------------|-------|------------|
| 552.1.038.1A  | 1c    | 5          | 585.1.031.1A  | 34    | 13         | 595.1.025.1BH | 38    | 1          | 612.4.013.1B  | 29    | 30         | 657.1.015.1A | 26    | 18         |
| 552.1.039.1A  | 1c    | 7          | 585.4.001.1A  | 29    | 23         | 595.1.025.1BT | 38    | 1          | 612.4.014.1A  | 28    | 4          | 658.4.002.1B | 26    | 29         |
| 552.1.040.1A  | 1c    | 11         | 586.1.037.2AA | 36    | 1          | 595.1.036.2A  | 38    | 6          | 612.4.017.1A  | 28    | 10         | 669.1.001.1E | 14    | 18         |
| 552.1.045.1A  | 9     | 35         | 586.1.037.2AC | 36    | 1          | 598.2.019.1A  | 38    | 19         | 613.4.020.1A  | 28    | 25         | 669.1.001.1E | 15    | 15         |
| 552.4.013.1A  | 15    | 32         | 586.1.037.2AD | 36    | 1          | 598.2.030.1A  | 30    | 11         | 613.4.031.1A  | 29    | 33         | 670.4.014.1A | 19    | 13         |
| 552.4.020.1A  | 11    | 12         | 586.1.037.2AT | 36    | 1          | 598.4.016.1A  | 30    | 24         | 618.4.039.1A  | 28    | 23         | 671.1.021.1A | 19    | 21         |
| 552.4.028.1A  | 1b    | 15         | 590.1.084.1A  | 16    | 18         | 598.4.018.1A  | 30    | 10         | 619.4.018.1A  | 29    | 3          | 671.1.022.1A | 19    | 11         |
| 552.4.031.1A  | 21    | 4          | 590.1.104.1A  | 16    | 16         | 60N101077     | 31    | 33         | 624.4.026.1A  | 28    | 1          | 672.1.034.1A | 15    | 25         |
| 552.4.037.1A  | 29    | 35         | 590.1.111.1B  | 40    | 16         | 60N101077     | 38    | 25         | 625.4.005.1AB | 29    | 17         | 676.2.046.1A | 32    | 11         |
| 556.1.017.1C  | 18    | 3          | 590.1.125.1A  | 37    | 10         | 60N102482     | 38    | 13         | 626.4.007.1A  | 28    | 2          | 676.4.040.1A | 32    | 15         |
| 556.1.018.1C  | 18    | 9          | 590.1.136.1A  | 40    | 25         | 60N102504     | 36    | 10         | 626.4.009.1A  | 27    | 3          | 677.4.003.1A | 1a    | 4          |
| 556.2.027.1A  | 18    | 1          | 590.1.139.1A  | 40    | 21         | 60N102509     | 19    | 9          | 626.4.009.1A  | 28    | 3          | 680.1.001.1B | 9     | 7          |
| 561.1.018.1A  | 23    | 1          | 590.1.141.1A  | 40    | 5          | 60N102509     | 22    | 6          | 626.4.013.1A  | 29    | 26         | 684.1.026.1A | 34    | 4          |
| 561.1.019.1A  | 23    | 20         | 590.1.154.1A  | 16    | 7          | 60N102510     | 22    | 24         | 626.4.015.1A  | 27    | 4          | 696.1.008.1A | 38    | 16         |
| 564.1.029.1BA | 30    | 16         | 590.1.157.1A  | 37    | 11         | 60N102510     | 34    | 5          | 626.4.024.1A  | 28    | 20         | 697.2.006.2B | 38    | 14         |
| 564.1.029.1BC | 30    | 16         | 590.1.158.1A  | 37    | 9          | 60N102510     | 9     | 10         | 626.4.035.1A  | 27    | 2          | 698.1.033.1A | 1c    | 15         |
| 564.1.029.1BG | 30    | 16         | 590.1.162.1A  | 16    | 17         | 60N102511     | 35    | 5          | 630.4.015.1A  | 27    | 1          | 700.1.005.1A | 25    | 18         |
| 564.1.029.1BT | 30    | 16         | 590.1.170.1A  | 40    | 12         | 60N102556     | 32    | 9          | 631.4.004.1A  | 28    | 9          | 700.1.011.1A | 35    | 6          |
| 565.1.017.2A  | 38    | 20         | 590.1.178.1A  | 37    | 13         | 60N102557     | 26    | 7          | 631.4.008.1A  | 27    | 5          | 700.1.031.1A | 20    | 10         |
| 565.1.021.2A  | 32    | 16         | 590.1.189.1A  | 1c    | 1          | 60N107335     | 23    | 24         | 631.4.008.1A  | 28    | 21         | 700.1.036.1A | 12    | 24         |
| 565.1.026.1A  | 23    | 25         | 590.1.190.1A  | 1c    | 2          | 60N107335     | 4     | 28         | 631.4.008.1A  | 29    | 25         | 700.1.038.1A | 21    | 7          |
| 570.1.088.1A  | 17    | 5          | 590.1.191.1A  | 40    | 14         | 610.4.011.2B  | 28    | 26         | 632.1.009.2L  | 27    | 18         | 700.1.040.1A | 14    | 25         |
| 571.1.084.1A  | 17    | 6          | 592.1.015.1A  | 37    | 5          | 610.4.012.2B  | 28    | 7          | 650.4.008.1B  | 26    | 25         | 700.1.040.1A | 15    | 23         |
| 573.1.050.3E  | 17    | 12         | 593.1.003.1B  | 10    | 33         | 611.4.002.4A  | 29    | 20         | 651.4.011.1A  | 26    | 14         | 700.1.040.1A | 7     | 12         |
| 574.1.050.3E  | 17    | 16         | 593.1.018.1A  | 9     | 29         | 612.4.005.1A  | 27    | 21         | 652.4.006.1A  | 30    | 23         | 701.4.003.1A | 12    | 19         |
| 576.1.038.1A  | 17    | 19         | 595.1.025.1BA | 38    | 1          | 612.4.008.1A  | 28    | 12         | 654.2.003.1A  | 26    | 20         | 701.4.005.1A | 3     | 4          |
| 576.1.039.1A  | 17    | 13         | 595.1.025.1BC | 38    | 1          | 612.4.008.1A  | 29    | 31         | 656.1.036.2A  | 26    | 26         | 701.4.006.1A | 33    | 3          |

INDEX

| CODE No.     | Drwg. | POS.<br>N. | CODE No.     | Drwg. | POS.<br>N. | CODE No.     | Drwg. | POS.<br>N. | CODE No.     | Drwg. | POS.<br>N. | CODE No.     | Drwg. | POS.<br>N. |
|--------------|-------|------------|--------------|-------|------------|--------------|-------|------------|--------------|-------|------------|--------------|-------|------------|
| 701.4.007.1A | 12    | 21         | 710.1.070.1A | 10    | 30         | 713.1.241.1A | 5     | 24         | 734008N01    | 29    | 28         | 741.4.024.1A | 34    | 18         |
| 702.4.004.1A | 26    | 6          | 710.1.085.1A | 33    | 9          | 714.1.028.1A | 25    | 3          | 734306N01    | 11    | 25         | 741.4.038.1A | 19    | 24         |
| 702.4.013.1A | 10    | 26         | 710.1.088.1A | 33    | 18         | 714.1.045.1A | 25    | 9          | 734306N01    | 17    | 27         | 741.4.040.1A | 16    | 9          |
| 702.4.017.1A | 4     | 20         | 711.1.007.1A | 6     | 6          | 715.1.004.1A | 33    | 8          | 734306N01    | 22    | 23         | 741.4.041.1A | 16    | 6          |
| 702.4.020.1A | 10    | 29         | 711.1.072.1A | 26    | 33         | 716.1.022.1A | 22    | 13         | 734306N01    | 35    | 3          | 741.4.042.1A | 16    | 3          |
| 702.4.033.1A | 10    | 9          | 711.1.090.1A | 17    | 20         | 716.1.022.1A | 34    | 16         | 734306N01    | 38    | 10         | 741.4.043.1A | 27    | 14         |
| 702.5.008.1A | 10    | 20         | 711.1.090.1B | 17    | 29         | 716.1.043.1A | 40    | 7          | 734406N01    | 29    | 38         | 741.4.043.1A | 28    | 16         |
| 702.5.008.1A | 11    | 3          | 711.1.095.1A | 10    | 32         | 716.1.055.1A | 17    | 10         | 73500.1237   | 12    | 7          | 741.4.043.1A | 29    | 4          |
| 702.5.016.1A | 4     | 14         | 711.1.126.1A | 7     | 11         | 716.1.056.1A | 31    | 21         | 73500.1237   | 9     | 25         | 741.4.057.1A | 40    | 13         |
| 702.5.019.1A | 10    | 12         | 711.1.128.1A | 10    | 38         | 716.1.073.2A | 8     | 13         | 73500.1440   | 12    | 11         | 741.4.058.1A | 40    | 10         |
| 703.1.013.1A | 26    | 12         | 712.1.013.3A | 36    | 6          | 716.1.099.1A | 8     | 17         | 73500.1542   | 2     | 15         | 741.4.059.1A | 40    | 15         |
| 703.1.019.1A | 15    | 30         | 713.1.011.1A | 3     | 15         | 72094.1616   | 10    | 10         | 73500.1747   | 15    | 26         | 741.4.062.1A | 29    | 34         |
| 70610.8120   | 4     | 11         | 713.1.012.1B | 4     | 31         | 72121.2106   | 6     | 4          | 73503.3075   | 5     | 11         | 741.4.063.1A | 40    | 11         |
| 70620.5212   | 16    | 26         | 713.1.014.1A | 3     | 11         | 72276.1035   | 21    | 3          | 73503.3380   | 10    | 18         | 741.4.067.1A | 16    | 14         |
| 70700.6N02   | 27    | 10         | 713.1.014.1A | 3     | 15         | 723.1.003.1A | 22    | 4          | 73503.3380   | 11    | 2          | 741.4.100.1A | 37    | 14         |
| 70700.8N01   | 26    | 17         | 713.1.014.1B | 3     | 11         | 72944.1542   | 13    | 1          | 73503.3449   | 16    | 22         | 74172.1008   | 13    | 8          |
| 707006N02    | 28    | 19         | 713.1.014.1E | 3     | 11         | 72944.1542   | 8     | 18         | 737.4.021.1A | 8     | 19         | 74172.1008   | 6     | 10         |
| 707006N02    | 29    | 21         | 713.1.014.1E | 3     | 15         | 729906FN1    | 17    | 15         | 741.1.012.1A | 19    | 22         | 74223.1045   | 34    | 12         |
| 707006N02    | 35    | 7          | 713.1.014.1F | 3     | 11         | 729906FN1    | 19    | 19         | 741.1.013.1A | 19    | 25         | 74224.0570   | 4     | 24         |
| 707008N01    | 22    | 18         | 713.1.082.1A | 17    | 22         | 729906FN1    | 30    | 8          | 741.1.021.1A | 24    | 14         | 74224.0570   | 6     | 7          |
| 710.1.001.1A | 9     | 13         | 713.1.097.1B | 25    | 24         | 729906FN1    | 38    | 21         | 741.1.022.1A | 24    | 12         | 747.1.006.1A | 33    | 17         |
| 710.1.002.1A | 4     | 23         | 713.1.098.1A | 25    | 14         | 729906FN1    | 39    | 9          | 741.1.028.1A | 17    | 8          | 747.5.001.1A | 31    | 24         |
| 710.1.025.1A | 33    | 4          | 713.1.137.1A | 15    | 27         | 729906FN1    | 40    | 8          | 741.4.002.1A | 34    | 15         | 748.1.014.1B | 25    | 12         |
| 710.1.041.1B | 25    | 22         | 713.1.140.1A | 10    | 14         | 732.1.007.1A | 38    | 2          | 741.4.004.1A | 16    | 5          | 748.1.023.1A | 32    | 1          |
| 710.1.048.1A | 33    | 12         | 713.1.157.1A | 3     | 13         | 732.2.010.2A | 38    | 17         | 741.4.004.1A | 37    | 8          | 748.1.038.1A | 10    | 8          |
| 710.1.068.1A | 26    | 31         | 713.1.192.1A | 29    | 37         | 734005N01    | 38    | 24         | 741.4.008.2A | 37    | 7          | 748.1.040.1A | 2     | 23         |
| 710.1.069.1A | 10    | 21         | 713.1.241.1A | 14    | 29         | 734006N01    | 38    | 11         | 741.4.013.1B | 40    | 18         | 748.4.002.1A | 30    | 17         |



INDEX

| CODE No.     | Drwg. | POS.<br>N. | CODE No.     | Drwg. | POS.<br>N. | CODE No.     | Drwg. | POS.<br>N. | CODE No.     | Drwg. | POS.<br>N. | CODE No.      | Drwg. | POS.<br>N. |
|--------------|-------|------------|--------------|-------|------------|--------------|-------|------------|--------------|-------|------------|---------------|-------|------------|
| 748.4.024.1A | 25    | 20         | 76270.0827   | 3     | 29         | 771.1.020.1A | 25    | 7          | 771.5.072.8B | 5     | 23         | 772.5.023.1A  | 30    | 15         |
| 748.4.026.1B | 21    | 6          | 763106N01    | 31    | 17         | 771.1.026.1A | 5     | 2          | 771.5.072.8B | 8     | 2          | 772.5.023.1A  | 34    | 17         |
| 748.4.033.1A | 17    | 4          | 764.1.001.1A | 17    | 9          | 771.1.027.1A | 5     | 3          | 771.5.073.2B | 19    | 10         | 772.5.024.1A  | 39    | 8          |
| 748.4.034.1A | 16    | 15         | 764.1.002.1A | 14    | 6          | 771.5.019.2B | 16    | 28         | 771.5.073.8B | 11    | 16         | 773.5.065.8B  | 13    | 15         |
| 748.4.034.1A | 20    | 6          | 764.1.002.1A | 15    | 21         | 771.5.025.2B | 19    | 12         | 771.5.075.2B | 26    | 32         | 775.1.002.1A  | 30    | 19         |
| 748.4.034.1A | 32    | 25         | 764.1.003.1B | 4     | 6          | 771.5.040.2B | 19    | 28         | 771.5.078.8B | 12    | 12         | 775.1.013.1A  | 19    | 18         |
| 749.4.002.1A | 30    | 28         | 764.1.015.1B | 30    | 4          | 771.5.040.2B | 36    | 13         | 771.5.078.8B | 5     | 20         | 775.1.036.1A  | 13    | 14         |
| 749.4.045.2G | 18    | 10         | 764.1.024.1A | 17    | 3          | 771.5.040.8B | 11    | 21         | 771.5.079.8B | 5     | 21         | 776.5.032.2A  | 16    | 13         |
| 749.5.001.1A | 23    | 17         | 764.1.029.1A | 20    | 7          | 771.5.043.8B | 4     | 4          | 771.5.080.8B | 10    | 27         | 777.5.019.7E  | 36    | 4          |
| 750.1.002.1B | 4     | 25         | 764.1.029.1A | 30    | 2          | 771.5.045.7E | 36    | 14         | 771.5.123.8B | 2     | 30         | 777.5.036.2B  | 38    | 18         |
| 750.1.007.1A | 3     | 32         | 764.1.029.1A | 38    | 3          | 771.5.064.2B | 11    | 5          | 771.5.123.8B | 8     | 8          | 777.5.049.8B  | 11    | 10         |
| 750.1.012.2A | 6     | 3          | 764.1.029.1A | 40    | 2          | 771.5.065.8B | 8     | 3          | 771.5.125.2C | 29    | 27         | 779.1.007.2A  | 6     | 9          |
| 750.1.060.1A | 30    | 9          | 76400.0004   | 10    | 3          | 771.5.066.8B | 11    | 24         | 771.5.129.2B | 9     | 8          | 779.1.008.1A  | 40    | 1          |
| 750.1.121.1A | 12    | 3          | 76401.0002   | 31    | 16         | 771.5.066.8B | 12    | 5          | 771.5.136.8B | 10    | 24         | 779.1.029.2A  | 10    | 39         |
| 750.5.001.1A | 22    | 17         | 76401.0003   | 31    | 23         | 771.5.066.8B | 13    | 10         | 771.5.431.2B | 28    | 6          | 779.1.039.1A  | 2     | 3          |
| 75113.2566   | 4     | 18         | 76402.0002   | 3     | 17         | 771.5.066.8B | 14    | 11         | 771.5.665.2B | 29    | 36         | 779.1.054.1AA | 29    | 7          |
| 75162.2566   | 25    | 4          | 765.1.001.1A | 29    | 8          | 771.5.066.8B | 15    | 13         | 771.5.669.2B | 27    | 6          | 779.1.082.2A  | 27    | 19         |
| 75162.3075   | 25    | 17         | 765.1.001.1A | 31    | 28         | 771.5.067.8B | 11    | 13         | 771.5.669.2B | 28    | 24         | 779.1.088.1A  | 20    | 16         |
| 75166.1238   | 8     | 5          | 766.1.001.2B | 10    | 6          | 771.5.067.8B | 2     | 28         | 771.5.725.2B | 26    | 22         | 779.1.088.1A  | 39    | 7          |
| 75191.3380   | 10    | 25         | 766.4.017.2A | 13    | 17         | 771.5.069.8B | 11    | 6          | 771.5.754.2B | 18    | 2          | 779.1.092.1A  | 27    | 7          |
| 75794.1542   | 10    | 17         | 766.4.018.1A | 13    | 18         | 771.5.069.8B | 12    | 22         | 771.5.937.2B | 33    | 7          | 779.1.092.1A  | 28    | 17         |
| 758.1.014.1A | 22    | 14         | 76835.1134   | 2     | 10         | 771.5.069.8B | 5     | 5          | 771.5.938.2B | 33    | 5          | 779.1.099.1A  | 26    | 2          |
| 759.1.006.1A | 20    | 15         | 770.1.003.1A | 25    | 6          | 771.5.071.8B | 11    | 17         | 772.1.010.3A | 8     | 22         | 779.1.104.1A  | 38    | 8          |
| 760.1.003.1B | 34    | 11         | 770.5.121.9E | 17    | 17         | 771.5.071.8B | 12    | 23         | 772.5.004.1A | 26    | 10         | 779.1.109.1A  | 6     | 2          |
| 760.4.006.1B | 36    | 5          | 770.5.250.8B | 10    | 15         | 771.5.071.8B | 14    | 26         | 772.5.008.1A | 19    | 7          | 779.1.110.1A  | 32    | 22         |
| 76266.2668   | 10    | 4          | 771.1.015.1A | 33    | 10         | 771.5.072.2B | 19    | 2          | 772.5.023.1A | 26    | 28         | 779.1.119.2A  | 32    | 3          |
| 76267.0012   | 9     | 24         | 771.1.016.1A | 33    | 11         | 771.5.072.8B | 10    | 31         | 772.5.023.1A | 29    | 18         | 779.1.133.1A  | 14    | 24         |

INDEX

| CODE No.      | Drwg. | POS.<br>N. | CODE No.      | Drwg. | POS.<br>N. | CODE No.     | Drwg. | POS.<br>N. | CODE No.      | Drwg. | POS.<br>N. | CODE No.     | Drwg. | POS.<br>N. |
|---------------|-------|------------|---------------|-------|------------|--------------|-------|------------|---------------|-------|------------|--------------|-------|------------|
| 779.1.133.1A  | 15    | 33         | 779.5.020.1A  | 9     | 6          | 799.1.088.1A | 18    | 7          | 808.1.046.1A  | 32    | 24         | 826.1.012.1A | 10    | 11         |
| 779.1.162.1A  | 9     | 27         | 779.5.030.2A  | 13    | 4          | 799.1.089.1A | 18    | 6          | 80A0.53548    | 29    | 5          | 827.1.096.1A | 38    | 15         |
| 779.1.182.2A  | 10    | 36         | 779.5.037.1A  | 32    | 19         | 799.1.105.1A | 40    | 17         | 80A0.53548    | 31    | 26         | 827.1.097.1A | 38    | 5          |
| 779.1.195.1A  | 39    | 2          | 780.1.007.1A  | 17    | 7          | 799.1.118.1B | 40    | 22         | 80A0.62649    | 17    | 2          | 827.1.139.2B | 18    | 8          |
| 779.1.198.1A  | 9     | 23         | 780.1.018.1A  | 9     | 31         | 799.2.077.2A | 9     | 14         | 80B0.62672    | 36    | 22         | 827.1.157.1A | 40    | 6          |
| 779.1.203.2A  | 2     | 7          | 780.5.001.1A  | 5     | 26         | 8000.18048   | 22    | 12         | 80C0.05893    | 36    | 7          | 827.1.161.1A | 31    | 10         |
| 779.1.204.1A  | 31    | 13         | 786.1.063.1A  | 7     | 6          | 8000.18048   | 34    | 10         | 814.1.091.2A  | 40    | 19         | 827.1.186.1A | 40    | 4          |
| 779.1.206.1A  | 31    | 3          | 786.1.064.1A  | 7     | 10         | 8000.56359   | 19    | 29         | 814.1.114.1A  | 1c    | 8          | 827.1.191.2A | 23    | 26         |
| 779.1.212.1A  | 31    | 19         | 787.1.005.1A  | 13    | 13         | 8000.56443   | 23    | 16         | 815.1.022.1A  | 10    | 35         | 827.1.211.1A | 30    | 26         |
| 779.1.213.1A  | 30    | 13         | 787.1.008.1A  | 15    | 29         | 8000.56443   | 27    | 13         | 815.1.022.1A  | 35    | 4          | 827.1.241.1A | 16    | 27         |
| 779.1.214.1B  | 21    | 2          | 788.1.052.1A  | 5     | 7          | 8000.56443   | 28    | 28         | 818.2.009.1A  | 4     | 3          | 827.1.255.1A | 19    | 17         |
| 779.1.221.1A  | 30    | 27         | 788.1.054.1A  | 12    | 4          | 8000.59056   | 29    | 14         | 819.1.017.1A  | 25    | 8          | 827.1.256.1A | 19    | 33         |
| 779.1.239.1B  | 20    | 8          | 788.1.066.1AA | 11    | 22         | 8000.59056   | 31    | 22         | 819.1.039.1A  | 32    | 2          | 829.1.061.1C | 27    | 9          |
| 779.1.247.1A  | 17    | 25         | 788.1.066.1AB | 11    | 22         | 8000.60683   | 31    | 1          | 821.1.001.1A  | 2     | 26         | 829.1.099.1D | 22    | 7          |
| 779.1.366.1AB | 27    | 16         | 788.1.066.1AC | 11    | 22         | 8000.60700   | 31    | 6          | 821.1.009.1B  | 25    | 19         | 829.1.109.1B | 35    | 1          |
| 779.1.366.1AB | 28    | 11         | 789.1.001.1A  | 37    | 6          | 8000.62586   | 29    | 19         | 821.1.028.2B  | 36    | 8          | 829.1.132.1B | 28    | 22         |
| 779.1.366.1AB | 29    | 1          | 791.1.015.1A  | 36    | 18         | 8000.62655   | 31    | 12         | 821.1.054.1A  | 20    | 5          | 829.1.136.1A | 23    | 12         |
| 779.4.005.1A  | 18    | 4          | 791.1.039.1A  | 36    | 20         | 8000.62705   | 36    | 9          | 821.1.070.1A  | 2     | 17         | 829.1.141.1B | 28    | 27         |
| 779.4.075.1A  | 11    | 14         | 791.2.026.1A  | 7     | 5          | 8000.62729   | 16    | 20         | 821.1.075.1A  | 34    | 9          | 829.1.235.1A | 15    | 31         |
| 779.5.001.1A  | 31    | 36         | 799.1.025.1A  | 2     | 20         | 8000.66308   | 19    | 30         | 821.1.090.1A  | 31    | 4          | 829.1.236.1A | 38    | 26         |
| 779.5.003.1A  | 17    | 11         | 799.1.044.1A  | 29    | 6          | 8000.66308   | 40    | 3          | 821.1.111.1A  | 14    | 15         | 829.1.275.1A | 17    | 26         |
| 779.5.004.1A  | 36    | 12         | 799.1.049.1A  | 2     | 1          | 8000.66774   | 26    | 27         | 821.1.111.1A  | 15    | 10         | 829.1.283.1B | 20    | 11         |
| 779.5.007.1A  | 36    | 19         | 799.1.051.2A  | 6     | 15         | 8000.68490   | 28    | 14         | 821.1.113.1A  | 32    | 23         | 829.1.285.1A | 20    | 12         |
| 779.5.010.1A  | 38    | 9          | 799.1.055.1A  | 9     | 30         | 8000.70139   | 1a    | 2          | 824.1.023.1AB | 31    | 18         | 829.1.296.1A | 37    | 1          |
| 779.5.011.1A  | 31    | 25         | 799.1.058.1A  | 26    | 13         | 8000.78345   | 26    | 15         | 824.1.024.1AB | 31    | 8          | 829.2.237.1A | 38    | 12         |
| 779.5.018.1A  | 17    | 28         | 799.1.061.1A  | 14    | 7          | 801.1.027.1A | 16    | 4          | 825.1.030.1A  | 29    | 24         | 830.1.091.2A | 16    | 19         |
| 779.5.019.1A  | 9     | 33         | 799.1.061.1A  | 15    | 9          | 802.1.005.1A | 36    | 17         | 826.1.009.1A  | 2     | 33         | 830.1.144.1A | 11    | 20         |

INDEX

| CODE No.     | Drwg. | POS.<br>N. | CODE No.     | Drwg. | POS.<br>N. | CODE No.     | Drwg. | POS.<br>N. | CODE No.     | Drwg. | POS.<br>N. | CODE No.      | Drwg. | POS.<br>N. |
|--------------|-------|------------|--------------|-------|------------|--------------|-------|------------|--------------|-------|------------|---------------|-------|------------|
| 830.1.194.1A | 22    | 8          | 840.1.025.1A | 13    | 11         | 840.1.064.1B | 13    | 9          | 840.1.111.1A | 13    | 11         | 852.1.104.1C  | 6     | 11         |
| 830.1.195.1A | 22    | 20         | 840.1.026.1A | 13    | 11         | 840.1.065.1B | 13    | 9          | 840.1.112.1A | 13    | 11         | 852.1.104.1D  | 6     | 11         |
| 830.1.229.2A | 20    | 9          | 840.1.027.1A | 13    | 11         | 840.1.066.1B | 13    | 9          | 841.1.001.1C | 35    | 8          | 852.1.104.1E  | 6     | 11         |
| 840.1.001.1A | 13    | 11         | 840.1.028.1A | 13    | 11         | 840.1.067.1B | 13    | 9          | 841.1.002.2A | 4     | 2          | 852.1.104.1F  | 6     | 11         |
| 840.1.002.1A | 13    | 11         | 840.1.029.1A | 13    | 11         | 840.1.068.1B | 13    | 9          | 841.1.017.1A | 22    | 19         | 852.1.104.1G  | 6     | 11         |
| 840.1.003.1A | 13    | 11         | 840.1.030.1A | 13    | 11         | 840.1.069.1B | 13    | 9          | 847.4.002.1A | 31    | 9          | 852.1.104.1H  | 6     | 11         |
| 840.1.004.1A | 13    | 11         | 840.1.031.1A | 13    | 11         | 840.1.070.1B | 13    | 9          | 848.4.026.1A | 33    | 13         | 852.1.104.1I  | 6     | 11         |
| 840.1.005.1A | 13    | 11         | 840.1.032.1A | 13    | 11         | 840.1.071.1B | 13    | 9          | 848.4.027.1A | 33    | 15         | 852.1.104.1J  | 6     | 11         |
| 840.1.006.1A | 13    | 11         | 840.1.033.1A | 13    | 11         | 840.1.072.1A | 13    | 11         | 850.1.005.1A | 29    | 11         | 852.1.104.1K  | 6     | 11         |
| 840.1.007.1A | 13    | 11         | 840.1.034.1A | 13    | 11         | 840.1.072.1B | 13    | 9          | 850.4.016.1A | 38    | 4          | 852.1.104.1L  | 6     | 11         |
| 840.1.008.1A | 13    | 11         | 840.1.047.1B | 13    | 9          | 840.1.073.1A | 13    | 11         | 851.1.001.1B | 4     | 9          | 852.1.104.1M  | 6     | 11         |
| 840.1.009.1A | 13    | 11         | 840.1.048.1B | 13    | 9          | 840.1.073.1B | 13    | 9          | 851.1.004.1A | 3     | 31         | 852.1.104.1N  | 6     | 11         |
| 840.1.010.1A | 13    | 11         | 840.1.049.1B | 13    | 9          | 840.1.074.1B | 13    | 9          | 851.1.013.1A | 8     | 11         | 852.1.105.1AB | 3     | 26         |
| 840.1.011.1A | 13    | 11         | 840.1.050.1B | 13    | 9          | 840.1.075.1B | 13    | 9          | 851.1.019.1A | 6     | 12         | 852.1.105.1AD | 3     | 26         |
| 840.1.012.1A | 13    | 11         | 840.1.051.1B | 13    | 9          | 840.1.076.1B | 13    | 9          | 851.4.001.1A | 4     | 5          | 852.1.105.1AG | 3     | 26         |
| 840.1.013.1A | 13    | 11         | 840.1.052.1B | 13    | 9          | 840.1.077.1B | 13    | 9          | 852.1.001.1A | 32    | 12         | 852.1.108.1AH | 3     | 1          |
| 840.1.014.1A | 13    | 11         | 840.1.053.1B | 13    | 9          | 840.1.078.1B | 13    | 9          | 852.1.002.1A | 32    | 12         | 852.1.108.1AL | 3     | 1          |
| 840.1.015.1A | 13    | 11         | 840.1.054.1B | 13    | 9          | 840.1.079.1B | 13    | 9          | 852.1.003.1A | 32    | 12         | 852.1.108.1AN | 3     | 1          |
| 840.1.016.1A | 13    | 11         | 840.1.055.1B | 13    | 9          | 840.1.080.1B | 13    | 9          | 852.1.005.1A | 2     | 14         | 852.1.116.1A  | 31    | 37         |
| 840.1.017.1A | 13    | 11         | 840.1.056.1B | 13    | 9          | 840.1.081.1B | 13    | 9          | 852.1.008.1A | 5     | 10         | 852.1.117.1A  | 31    | 35         |
| 840.1.018.1A | 13    | 11         | 840.1.057.1B | 13    | 9          | 840.1.082.1B | 13    | 9          | 852.1.053.2A | 2     | 2          | 852.1.118.1A  | 17    | 30         |
| 840.1.019.1A | 13    | 11         | 840.1.058.1B | 13    | 9          | 840.1.083.1B | 13    | 9          | 852.1.065.1A | 31    | 2          | 852.1.120.1A  | 9     | 32         |
| 840.1.020.1A | 13    | 11         | 840.1.059.1B | 13    | 9          | 840.1.084.1B | 13    | 9          | 852.1.094.1A | 2     | 19         | 852.1.172.1A  | 2     | 29         |
| 840.1.021.1A | 13    | 11         | 840.1.060.1B | 13    | 9          | 840.1.085.1B | 13    | 9          | 852.1.099.1A | 31    | 11         | 852.1.173.1A  | 13    | 2          |
| 840.1.022.1A | 13    | 11         | 840.1.061.1B | 13    | 9          | 840.1.108.1A | 13    | 11         | 852.1.103.1A | 26    | 4          | 852.1.174.1A  | 2     | 31         |
| 840.1.023.1A | 13    | 11         | 840.1.062.1B | 13    | 9          | 840.1.109.1A | 13    | 11         | 852.1.104.1A | 6     | 11         | 852.1.174.1A  | 8     | 7          |
| 840.1.024.1A | 13    | 11         | 840.1.063.1B | 13    | 9          | 840.1.110.1A | 13    | 11         | 852.1.104.1B | 6     | 11         | 852.1.176.1A  | 14    | 28         |

INDEX

| CODE No.     | Drwg. | POS.<br>N. | CODE No.     | Drwg. | POS.<br>N. | CODE No.     | Drwg. | POS.<br>N. | CODE No.    | Drwg. | POS.<br>N. | CODE No.    | Drwg. | POS.<br>N. |
|--------------|-------|------------|--------------|-------|------------|--------------|-------|------------|-------------|-------|------------|-------------|-------|------------|
| 852.1.176.1A | 5     | 22         | 877.1.039.1A | 29    | 16         | 886.4.060.1A | 13    | 11         | 88713.2036  | 1     | 19         | 88765.1126H | 1b    | 16         |
| 852.5.001.1A | 23    | 18         | 877.1.049.1A | 27    | 15         | 886.5.015.1A | 35    | 2          | 88713.2092  | 1     | 28         | 88765.1126L | 1b    | 19         |
| 852.5.004.1C | 17    | 18         | 877.1.069.1A | 28    | 13         | 88700.5644   | 1     | 31         | 88713.2096  | 1     | 2          | 88765.1126M | 1b    | 18         |
| 852.5.005.1A | 9     | 18         | 877.2.002.1A | 34    | 7          | 88700.5665   | 1     | 27         | 88713.2103  | 1     | 3          | 88765.1126N | 1b    | 7          |
| 853.1.003.1A | 11    | 27         | 881.1.010.1C | 12    | 18         | 88700.5749   | 1     | 20         | 88713.2133  | 1     | 26         | 88765.1126P | 1b    | 10         |
| 853.1.003.1A | 12    | 2          | 881.1.012.1A | 2     | 32         | 88713.0123   | 1     | 5          | 88713.2282  | 1     | 30         | 88765.1126Q | 1b    | 5          |
| 856.1.001.1A | 3     | 6          | 881.1.023.1A | 14    | 27         | 88713.0137   | 1     | 11         | 88713.2355  | 1     | 1          | 88765.1126R | 1b    | 3          |
| 856.1.024.2A | 10    | 7          | 881.1.030.1A | 11    | 26         | 88713.0262   | 1     | 29         | 88713.2362  | 1     | 32         | 88765.1126S | 1b    | 22         |
| 856.1.031.1A | 3     | 16         | 881.1.030.1A | 5     | 25         | 88713.0844   | 1     | 33         | 88765.0999  | 1     | 16         | 88765.1126T | 1b    | 23         |
| 856.1.042.1A | 30    | 5          | 881.1.035.1A | 22    | 21         | 88713.0874   | 1     | 6          | 88765.1000  | 1     | 15         | 88765.1126T | 1c    | 16         |
| 856.1.062.2A | 8     | 16         | 881.1.042.1A | 20    | 17         | 88713.0875   | 1     | 8          | 88765.1005  | 1     | 15         | 88765.1126U | 1b    | 20         |
| 856.1.071.1A | 12    | 9          | 881.2.001.1A | 4     | 19         | 88713.0879   | 1     | 7          | 88765.1006  | 1     | 15         | 88765.1126V | 1b    | 8          |
| 856.1.074.2A | 13    | 20         | 882.1.003.1A | 8     | 14         | 88713.1010   | 1a    | 7          | 88765.1058  | 1     | 13         | 88765.1126Z | 1b    | 1          |
| 861.5.003.1A | 26    | 30         | 882.1.006.1A | 2     | 16         | 88713.1058   | 1a    | 9          | 88765.1073  | 1b    | 21         | 88765.1241  | 1c    | 0          |
| 863.1.002.1A | 12    | 14         | 884.1.005.1A | 24    | 25         | 88713.1062   | 1a    | 1          | 88765.1074  | 1b    | 21         | 88765.1242  | 1c    | 0          |
| 866.1.037.1A | 36    | 11         | 884.4.007.1A | 32    | 7          | 88713.1072   | 1a    | 6          | 88765.1075  | 1b    | 21         | 88765.1243  | 1c    | 0          |
| 866.1.040.1A | 36    | 3          | 884.4.011.1A | 7     | 2          | 88713.1078   | 1     | 12         | 88765.1076  | 1b    | 21         | 88765.1244  | 1c    | 0          |
| 872.1.019.1A | 32    | 6          | 884.4.012.1A | 37    | 3          | 88713.1079   | 1     | 14         | 88765.1077  | 1b    | 21         | 88765.1245  | 1c    | 0          |
| 872.1.026.1A | 30    | 18         | 884.5.008.1A | 25    | 11         | 88713.1091   | 1     | 21         | 88765.1086  | 1     | 22         | 88765.1297  | 1     | 23         |
| 872.1.031.1A | 32    | 18         | 886.4.003.1A | 11    | 23         | 88713.1096   | 1a    | 8          | 88765.1126  | 1b    | 6          | 88765.1298  | 1     | 18         |
| 873.1.039.1A | 9     | 36         | 886.4.011.1A | 36    | 21         | 88713.1215   | 1     | 34         | 88765.1126A | 1b    | 4          | 88765.1363A | 1     | 9          |
| 875.1.038.2A | 33    | 16         | 886.4.021.1A | 16    | 24         | 88713.1344   | 1a    | 3          | 88765.1126B | 1b    | 12         | 88765.1363B | 1     | 9          |
| 875.1.052.1A | 35    | 12         | 886.4.022.1A | 16    | 23         | 88713.1429   | 1     | 35         | 88765.1126C | 1b    | 11         | 88765.1363C | 1     | 9          |
| 875.1.053.1A | 35    | 11         | 886.4.028.1A | 15    | 28         | 88713.1515   | 1a    | 5          | 88765.1126D | 1b    | 14         | 88765.1363D | 1     | 9          |
| 875.1.065.1A | 1c    | 3          | 886.4.035.1A | 11    | 8          | 88713.1749   | 1     | 24         | 88765.1126E | 1b    | 9          | 88765.1363E | 1     | 9          |
| 876.1.066.1A | 34    | 14         | 886.4.037.1A | 9     | 4          | 88713.1994   | 1     | 25         | 88765.1126F | 1b    | 13         | 88765.1369A | 1b    | 24         |
| 876.1.082.1A | 34    | 1          | 886.4.043.1A | 4     | 27         | 88713.2011   | 1     | 17         | 88765.1126G | 1b    | 17         | 88765.1369B | 1b    | 24         |

INDEX

| CODE No.     | Drwg. | POS.<br>N. | CODE No.     | Drwg. | POS.<br>N. | CODE No. | Drwg. | POS.<br>N. | CODE No. | Drwg. | POS.<br>N. | CODE No. | Drwg. | POS.<br>N. |
|--------------|-------|------------|--------------|-------|------------|----------|-------|------------|----------|-------|------------|----------|-------|------------|
| 88765.1369C  | 1b    | 24         | 930.4.061.1A | 13    | 7          |          |       |            |          |       |            |          |       |            |
| 88765.1369D  | 1b    | 24         | 93781.1824   | 33    | 2          |          |       |            |          |       |            |          |       |            |
| 88765.1369E  | 1b    | 24         | 93783.1524   | 11    | 11         |          |       |            |          |       |            |          |       |            |
| 88765.1371   | 1b    | 25         | 93784.2030   | 5     | 9          |          |       |            |          |       |            |          |       |            |
| 88765.1372   | 1b    | 26         | 93785.1830   | 10    | 16         |          |       |            |          |       |            |          |       |            |
| 88765.1373   | 1b    | 27         | 93823.0128   | 4     | 32         |          |       |            |          |       |            |          |       |            |
| 88765.1374   | 1b    | 28         | 93823.2018   | 4     | 30         |          |       |            |          |       |            |          |       |            |
| 893.1.005.1A | 5     | 15         | 93823.2082   | 5     | 14         |          |       |            |          |       |            |          |       |            |
| 893.4.005.1A | 27    | 11         | 93823.3156   | 10    | 34         |          |       |            |          |       |            |          |       |            |
| 893.4.005.1A | 29    | 22         | 93827.0114   | 10    | 28         |          |       |            |          |       |            |          |       |            |
| 894.2.009.1A | 9     | 19         | 93827.0114   | 5     | 12         |          |       |            |          |       |            |          |       |            |
| 895.4.001.2A | 36    | 15         | 93827.0114   | 9     | 22         |          |       |            |          |       |            |          |       |            |
| 8A00.67997   | 29    | 39         | 94247.0014   | 10    | 5          |          |       |            |          |       |            |          |       |            |
| 8A00.69056   | 24    | 13         | 94247.0014   | 11    | 15         |          |       |            |          |       |            |          |       |            |
| 913.7.084.1E | 38    | 23         | 94247.0014   | 5     | 19         |          |       |            |          |       |            |          |       |            |
| 914.7.023.1A | 1b    | 2          | 98112.0002   | 1     | 4          |          |       |            |          |       |            |          |       |            |
| 914.7.023.1B | 1b    | 2          |              |       |            |          |       |            |          |       |            |          |       |            |
| 914.7.023.1C | 1b    | 2          |              |       |            |          |       |            |          |       |            |          |       |            |
| 914.7.023.1D | 1b    | 2          |              |       |            |          |       |            |          |       |            |          |       |            |
| 914.7.023.1E | 1b    | 2          |              |       |            |          |       |            |          |       |            |          |       |            |
| 930.1.004.1A | 26    | 5          |              |       |            |          |       |            |          |       |            |          |       |            |
| 930.1.005.1A | 24    | 19         |              |       |            |          |       |            |          |       |            |          |       |            |
| 930.4.022.1A | 10    | 13         |              |       |            |          |       |            |          |       |            |          |       |            |
| 930.4.023.1A | 3     | 14         |              |       |            |          |       |            |          |       |            |          |       |            |
| 930.4.034.1A | 5     | 18         |              |       |            |          |       |            |          |       |            |          |       |            |
| 930.4.035.1A | 4     | 16         |              |       |            |          |       |            |          |       |            |          |       |            |
| 930.4.049.1A | 3     | 30         |              |       |            |          |       |            |          |       |            |          |       |            |



|  |                           |                   |                       |
|--|---------------------------|-------------------|-----------------------|
| <b>DUCATI</b> MOTORHOLDING    | <b>MONSTER 1000S</b> i.e. | <b>M.Y. '04</b>   | <b>U.S.A.</b>         |
| Spare Sparts Department  | P.N. 91511761B            | Luglio - July '03 | Edizione - Edition 00 |
| <b>DUCATI</b> MOTORHOLDING    | <b>MONSTER 1000S</b> i.e. | <b>M.Y. '04</b>   | <b>U.S.A.</b>         |
| Spare Sparts Department  | P.N. 91511761B            | Luglio - July '03 | Edizione - Edition 00 |
| <b>DUCATI</b> MOTORHOLDING  | <b>MONSTER 1000S</b> i.e. | <b>M.Y. '04</b>   | <b>U.S.A.</b>         |
| Spare Sparts Department  | P.N. 91511761B            | Luglio - July '03 | Edizione - Edition 00 |
| <b>DUCATI</b> MOTORHOLDING  | <b>MONSTER 1000S</b> i.e. | <b>M.Y. '04</b>   | <b>U.S.A.</b>         |
| Spare Sparts Department  | P.N. 91511761B            | Luglio - July '03 | Edizione - Edition 00 |





***Spare parts catalogue MONSTER 1000*** *S i.e. U.S.A.*

***DUCATI*** *MONSTER*



