

Spare parts catalogue MONSTER 620 i.e. U.S.A.

DUCATIMONSTER



GENERAL INFORMATION

The present spare parts order exactly the right spare parts

When ordering specify:

1) the part's code number followed by its description; quantity needed;

2) the motorcycle's serial number, stamped on the steering head.

Reference to right and left apply to the vehicle in terms of its direction of movement.

Spare parts drawings are general and do not represent the part.

The contents of this catalogue are general and can undergo changes without prior notice.

VALIDITY

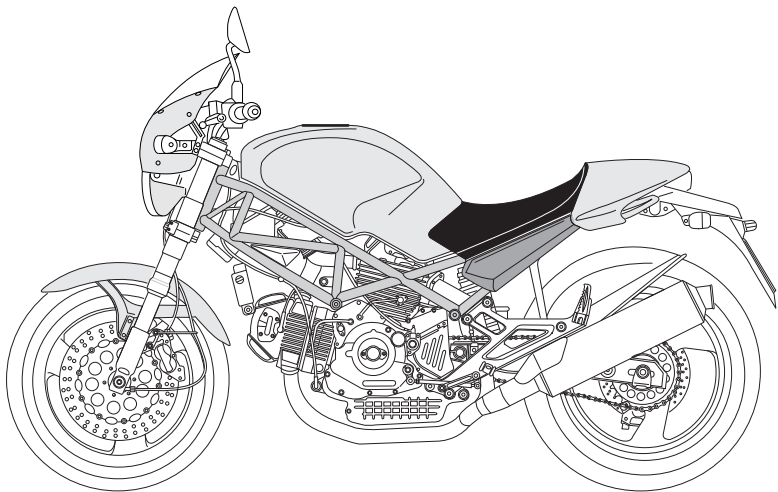
f.m. Until V.I.N.
d.m. From V.I.N.
f.m.m. Up to engine number
d.m.m. From engine number

Ducati Motor Holding S.p.A.
Commercial and Administration Office:
Via A. Cavalieri Ducati n. 3
40132 Bologna, Italy
Telefono 051 6413111
Fax 051 406580
Internet www.ducati.com

CATALOGUE No: 915.1.146.1A
ISSUED: 10 - 01

CATALOGUE No: 915.1.146.1A
ISSUED: 10 - 01

PAINTS



Colore	Codice
Paint	Code
Vernis	Code PPG
Slacken	Code
Lacas	Codice

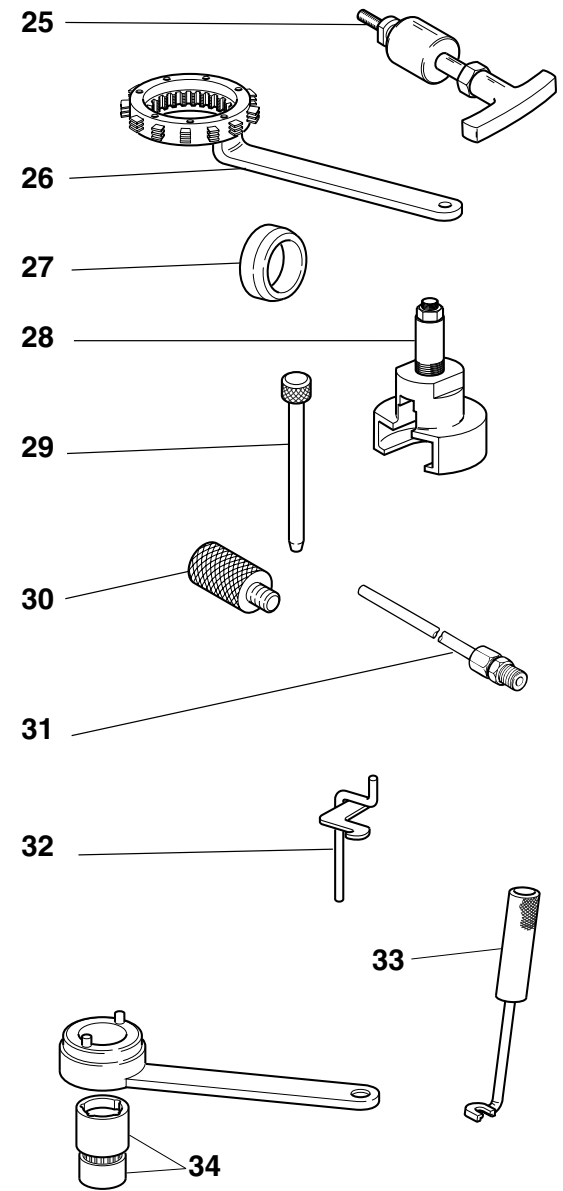
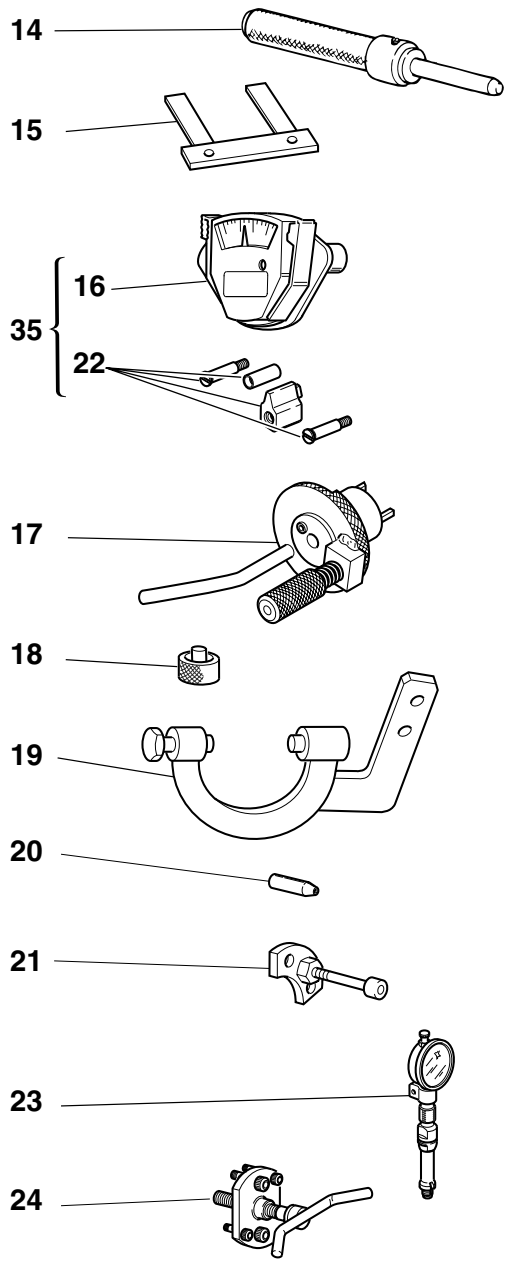
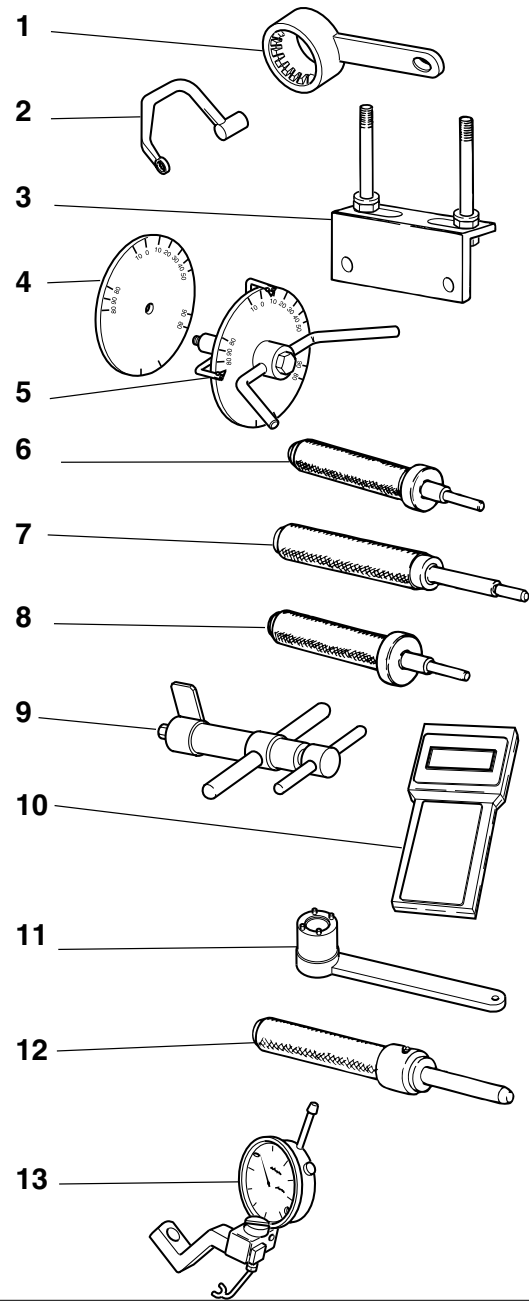
"Rosso Anniversary DUCATI"	473.101
"Grigio metallizzato DUCATI"	291.601
"Nero metallizzato DUCATI"	291.500
"Giallo DUCATI"	473.201
"Blu metallizzato DUCATI"	291.800
"Blu Notte metallic DUCATI"	*0013
"Nero metallic DUCATI"	*0009

page	CONTENTS
4 001	WORKSHOP SPECIAL TOOLS
6 001.1	WORKSHOP SPECIAL TOOLS
8 001.2	DIAGNOSIS TESTER MATHESIS
10 001.3	WORKSHOP SPECIAL TOOLS
12 002	GEARCHANGE
14 003	GEAR-BOX
16 004	CLUTCH
18 005	CLUTCH COVER
20 006	CRANKSHAFT
22 007	CYLINDERS - PISTONS
24 008	TIMING
26 009	FILTERS AND OIL PUMP
28 010	HALF CRANKCASES
30 011	ALTERNATOR COVER
32 012	ELECTRIC STARTER AND IGNITION
34 013	HEAD : TIMING
36 014	VERTICAL HEAD
38 015	HORIZONTAL HEAD
40 016	INLET DICT
42 017	STANDS
44 018	ELECTRIC SYSTEM
46 019	BATTERY BOX MOUNT
48 020	EXHAUST SYSTEM
50 021	INSTRUMENT PANEL
52 022	FRONT HEAD-LIGHT
54 023	PLATE HOLDER - REAR LIGHT
56 024	FRONT FORK
58 025	FRONT AND REAR WHEELS
60 026	HANDLEBAR AND CONTROLS
62 027	CLUTCH CONTROL
64 028	FRONT BRAKE
66 029	REAR BRAKE
68 030	FRAME
70 031	GEARCHANGE LEVER - FOOT REST
72 032	SWINGARM AND CHAIN
74 033	REAR SUSPENSION
76 034	AIR INDUCTIO AND OIL VENT
78 035	FUEL TANK
80 036	FUEL SYSTEM
82 037	SEAT
84 038	FUEL INFEED
86 039	MARKING PLATES

DRAWING

001

WORKSHOP SPECIAL TOOLS



DRAWING

001

WORKSHOP SPECIAL TOOLS


NOTES	NO.	CODE NO.	DESCRIPTION	VALIDITY	Q.TY	
	1	88713.2107	Wrench for holding timing belt rollers ring nuts		1	
	2	88713.2096	Head nuts holder wrench		1	
	3	88713.2103	Head mounting base		1	
	4	98112.0002	Degree wheel		1	
	5	88713.0123	Degree wheel holder tool for ignition advance check		1	
	6	88713.0874	Exhaust valve guide punch tool		1	
	7	88713.0879	Punch tool to extract valve guide		1	
	8	88713.0875	Intake valve guide punch tool		1	
	9	88713.1215	Torque wrench for timing belt		1	
	10	88765.1236	Check intrument		1	
GB	10	88765.1237	Check intrument		1	
F	10	88765.1238	Check intrument		1	
D	10	88765.1239	Check intrument		1	
E	10	88765.1240	Check intrument		1	
	11	88713.0137	Crankshaft gear holder wrench for tightening nut		1	
	12	88713.1078	Punch tool for driving exhaust valve seat		1	
	13	88765.1058	Valve lift gauge		1	
	14	88713.1079	Punch tool for driving intake valve seat		1	
	15	88765.1000	Fork feeler gauge 0.1 mm		1	
	15	88765.1005	Fork feeler gauge 0.2 mm		1	
	15	88765.1006	Fork feeler gauge 0.3 mm		1	
	16	88765.0999	Timing belt control gauge		1	
	17	88713.2011	Tool to hold crankshaft in TDC position		1	
	18	88765.1322	Spacer for checking lower valve shim		1	
	19	88713.2036	Flywheel Wrench		1	
	20	88700.5749	Crankcases assembling cap		1	
	21	88713.1091	Plate for positioning gear engagement fork		1	

CATALOGUE No:

ISSUED:

915.1.146.1A

10 - 01

NOTES	NO.	CODE NO.	DESCRIPTION	VALIDITY	Q.TY	
	22	88765.1086	Conversion kit for 4V belts tensioning tool		1	
	23	88765.1297	T.D.C. control gauge		1	
	24	88713.1749	Drive roller puller		1	
	25	88713.1994	Rocker shaft extractor		1	
	26	88713.2133	Wrench to hold cluch housing drum steady		1	
	27	88700.5665	Sleeve for installing clutch bell gear		1	
	28	88713.2092	Extractor for primary drive gear		1	
	29	88713.0262	Pin for assembling rocker arms		1	
	30	88713.2009	Belt roller timing of two-valva head		1	
	31	88713.1010	Union for exhaust gas suction		1	
	32	88713.0143	Tool for assembling closing rocker and spring		1	
	33	88713.0844	Half-rings mounting punch tool		1	
	34	88700.5644	Wrench for camshaft pulley ring nut adjustment		1	
	35	051.2.001.1A	Torque wrench for timing belt		1	

CATALOGUE No:

ISSUED:

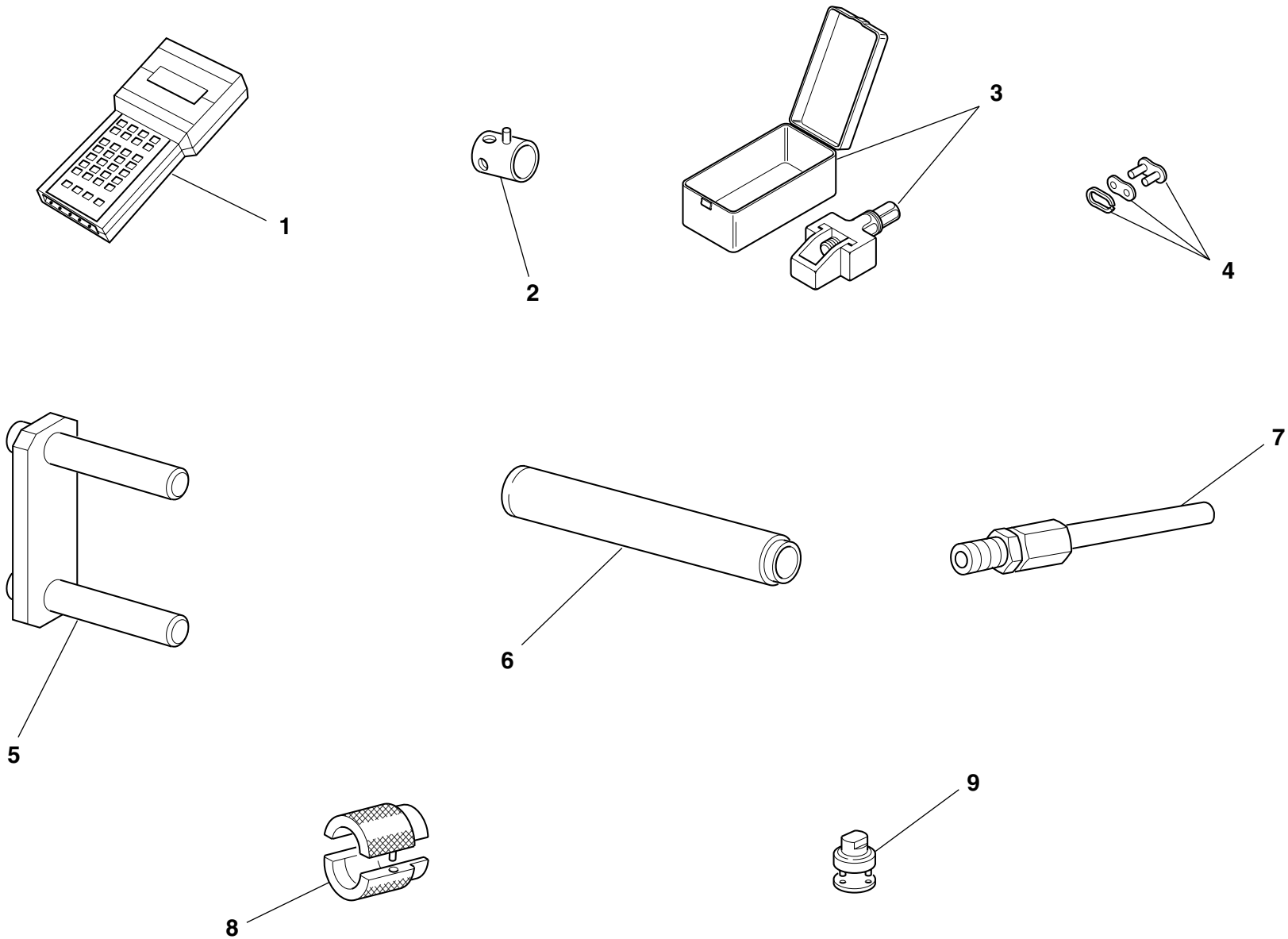
915.1.146.1A

10 - 01

DRAWING

001.1


WORKSHOP SPECIAL TOOLS



DRAWING

001.1

WORKSHOP SPECIAL TOOLS

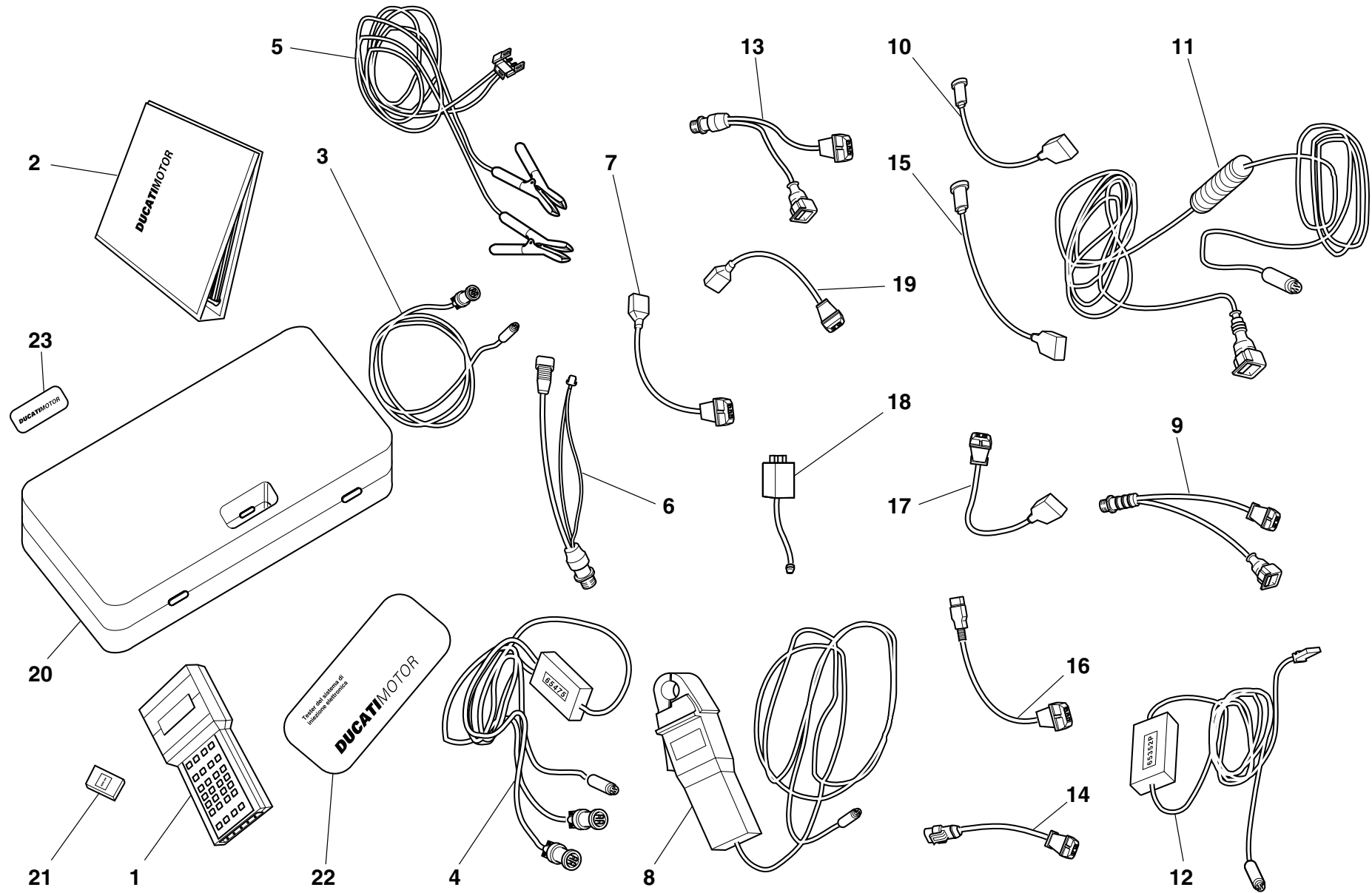
NOTES	NO.	CODE NO.	DESCRIPTION	VALIDITY	Q.TY	
I	1	88765.1236	Check intrument		1	
GB	1	88765.1237	Check intrument		1	
D	1	88765.1238	Check intrument		1	
F	1	88765.1239	Check intrument		1	
E	1	88765.1240	Check intrument		1	
	2	8000.70139	Wrench for front wheel spindle		1	
	3	88713.1344	Tool for assembling chain		1	
	4	677.4.003.1A	Coupling		1	
	5	88713.1515	Frame/engine mount		1	
	6	88713.1072	Stopper for driving the half bearing of the steering head base		1	
	7	88713.1010	Union for exhaust gas suction		1	
	8	88713.1096	Tool for overhauling SHOWA forks - assembling seal ring		1	
	9	88713.1058	Wrench for assembling the steering head cap		1	

NOTES	NO.	CODE NO.	DESCRIPTION	VALIDITY	Q.TY	
-------	-----	----------	-------------	----------	------	---

DRAWING

001.2


DIAGNOSIS TESTER MATHESIS



DRAWING

001.2

DIAGNOSIS TESTER MATHESIS


NOTES	NO.	CODE NO.	DESCRIPTION	VALIDITY	Q.TY	
	1	88765.1126Z	Bare Mathesis		1	
	2	914.7.023.1A	Italian manual		1	
	2	914.7.023.1B	English manual		1	
	2	914.7.023.1C	German manual		1	
	2	914.7.023.1D	Franch manual		1	
	2	914.7.023.1E	Spanish manual		1	
	3	88765.1126R	Main cable Mathesis		1	
	4	88765.1126A	Pickup Control cable		1	
	5	88765.1126Q	Battery mains cable		1	
	6	88765.1126	Mains cable adapter for self diagnosis		1	
	7	88765.1126N	Sensor for absolute pressure sampling		1	
	8	88765.1126V	Amperometer plier		1	
	9	88765.1126E	Adapter for 3 wires Pickup test cable		1	
	10	88765.1126P	Sensor for air temperature sampling		1	
	11	88765.1126C	Cable for potentiometer adjustement		1	
	12	88765.1126B	Test cable and speed indicator adjustement		1	
	13	88765.1126F	Adapter for 2 wires Pickup test cable		1	
	14	88765.1126D	Adapter for potentiometer adjustement		1	
	15	552.4.028.1A	Sensor for small throttle potentiometer sampling		1	
	16	88765.1126H	Sensor for throttle potentiomer sampling		1	
	17	88765.1126G	Sensor for air/water temperature sampling		1	
	18	88765.1126M	Sfety remote switch		1	
	19	88765.1126L	2 Wires sampling Pickup sensor		1	
	20	88765.1126U	Case with sponge		1	
	21	88765.1073	Italian memory card		1	
	21	88765.1074	English memory card		1	
	21	88765.1075	German memory card		1	

CATALOGUE No:

ISSUED:

915.1.146.1A

10 - 01

NOTES	NO.	CODE NO.	DESCRIPTION	VALIDITY	Q.TY	
	21	88765.1076	French memory card		1	
	21	88765.1077	Spanish memory card		1	
	22	88765.1126S	DUCATI sticker for case		1	
	23	88765.1126T	DUCATI sticker RH/LH side		1	

CATALOGUE No:

ISSUED:

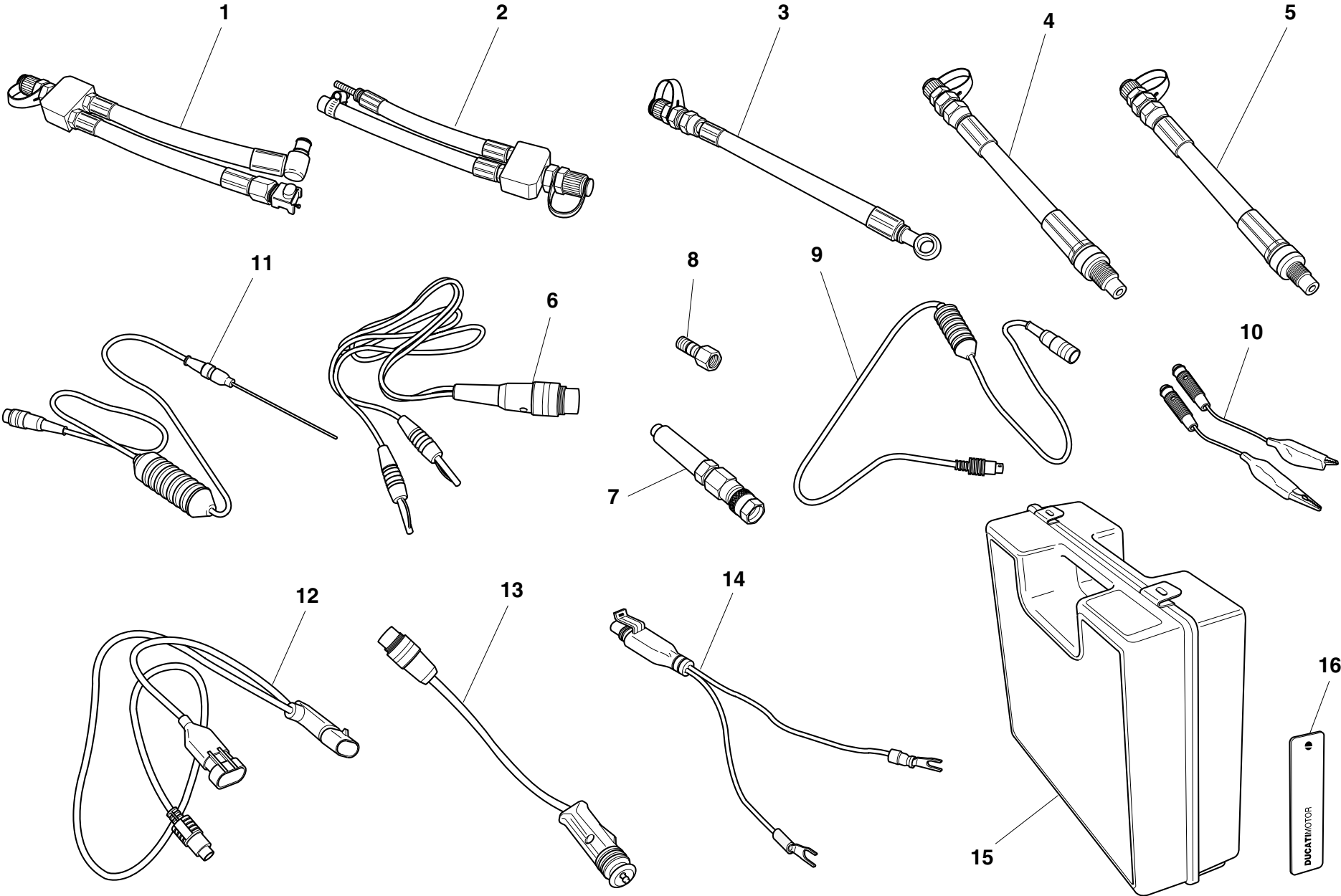
915.1.146.1A

10 - 01

DRAWING

001.3


WORKSHOP SPECIAL TOOLS



DRAWING

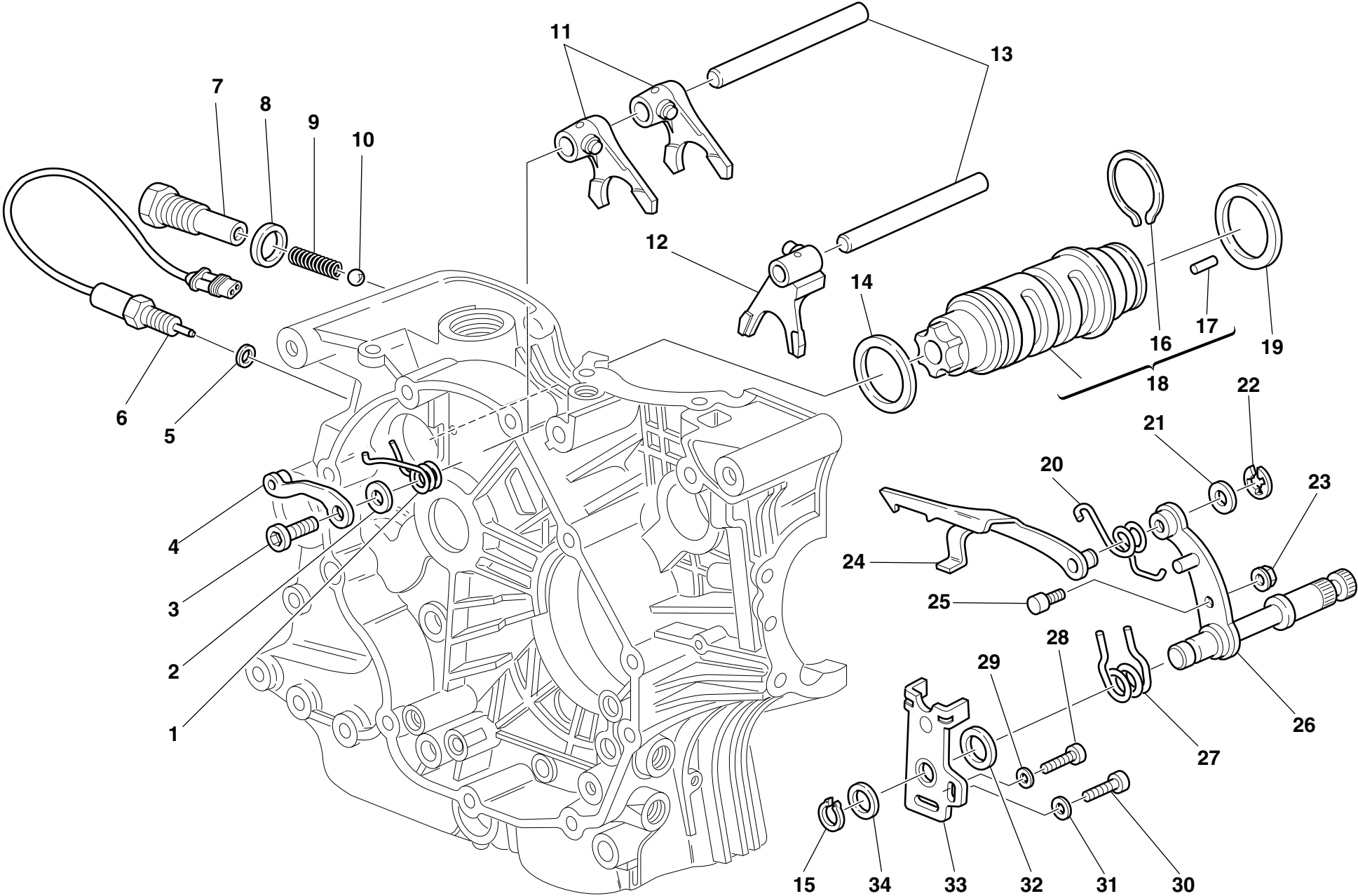
001.3

WORKSHOP SPECIAL TOOLS

NOTES	NO.	CODE NO.	DESCRIPTION	VALIDITY	Q.TY	
	-	88765.1241	Check intrument		1	
GB	-	88765.1242	Check intrument		1	
D	-	88765.1243	Check intrument		1	
F	-	88765.1244	Check intrument		1	
E	-	88765.1245	Check intrument		1	
	1	590.1.189.1A	Fuel pressure line HS.		1	
	2	590.1.190.1A	Fuel pressure line ST/SS/M.		1	
	3	875.1.065.1A	Oil pressure line		1	
	4	552.1.037.1A	Fitting - cylinder compression M12		1	
	5	552.1.038.1A	Fitting - cylinder compression M10		1	
	6	514.1.037.1A	Cable Volt PF DUC 21		1	
	7	552.1.039.1A	Pressure sensor		1	
	8	814.1.114.1A	Oil pressure fitting		1	
	9	514.1.032.1A	Cable for supplementary tests		1	
	10	514.1.035.1A	Red clamp cable		1	
	10	514.1.036.1A	Black clamp cable		1	
	11	552.1.040.1A	Temperature probe		1	
	12	514.1.034.1A	Main cable PF A621		1	
	13	514.1.033.1A	Electric lighter connection adapter (ST)		1	
	14	514.1.038.1A	Battery connection adapter		1	
	15	698.1.033.1A	Red case with sponge rubber		1	
	16	88765.1126T	DUCATI sticker RH/LH side		2	

NOTES	NO.	CODE NO.	DESCRIPTION	VALIDITY	Q.TY	
-------	-----	----------	-------------	----------	------	---


DRAWING 002 GEARCHANGE



DRAWING

002

GEARCHANGE


NOTES	NO.	CODE NO.	DESCRIPTION	VALIDITY	Q.TY	
	1	799.1.049.1A	Return spring		1	
	2	852.1.053.1A	Washer		1	
	3	779.1.039.1A	Special screw		1	
	4	455.2.003.1A	Gear stopper assembly		1	
	5	420.2.001.0A	Gasket th.1		1	
	6	539.1.021.1A	Switch		1	
	7	779.1.203.1A	Push rod holder		1	
	8	0272.91.090	Gasket		1	
	9	0660.13.143	Gear selector spring		1	
	10	76835.1134	Ball		1	
	11	0670.13.075	1st,3rd-2nd gear selector fork		2	
	12	0670.13.080	4th,5th gear selector fork		1	
	13	0660.13.070	Fork pin		2	
	14	852.1.005.1A	Shim th. 1		1	
	14	852.1.093.1A	Shim th. 0.9		1	
	15	73500.1542	Circlip		1	
	16	882.1.006.1A	Needle retaining ring (square cross-section)		1	
	17	821.1.070.1A	Special roller (square cross-section)		6	
	18	182.2.012.1A	Complete gearbox drum		1	
	19	0660.13.060	Shim th. 1		1	
	19	852.1.094.1A	Shim th. 0.9		1	
	20	799.1.025.1A	Fork return spring		1	
	21	0400.09.050	Shim th. 0.5		1	
	21	0765.92.205	Shim th. 0.2		2	
	22	0214.07.350	Ring		1	
	23	750.5.001.1A	Nut		1	
	24	180.1.008.1A	Gearbox drum control fork		1	

CATALOGUE No:

ISSUED:

915.1.146.1A

10 - 01

NOTES	NO.	CODE NO.	DESCRIPTION	VALIDITY	Q.TY	
	25	0660.13.165	Gearchange lever pin		1	
	26	821.1.001.1A	Pin with gearchange lever		1	
	27	0799.13.110	Gearchange lever return spring		1	
	28	60N102509	Screw		1	
	29	462.3.003.8A	Washer		1	
	30	60N102555	Screw		1	
	31	462.3.003.7A	Washer		1	
	32	881.1.012.1A	Centering ring		1	
	33	826.1.009.1A	Stopper plate		1	
	34	0400.29.125	Shim th. 0.2		2	
	34	0400.29.126	Shim th. 0.5		1	

CATALOGUE No:

ISSUED:

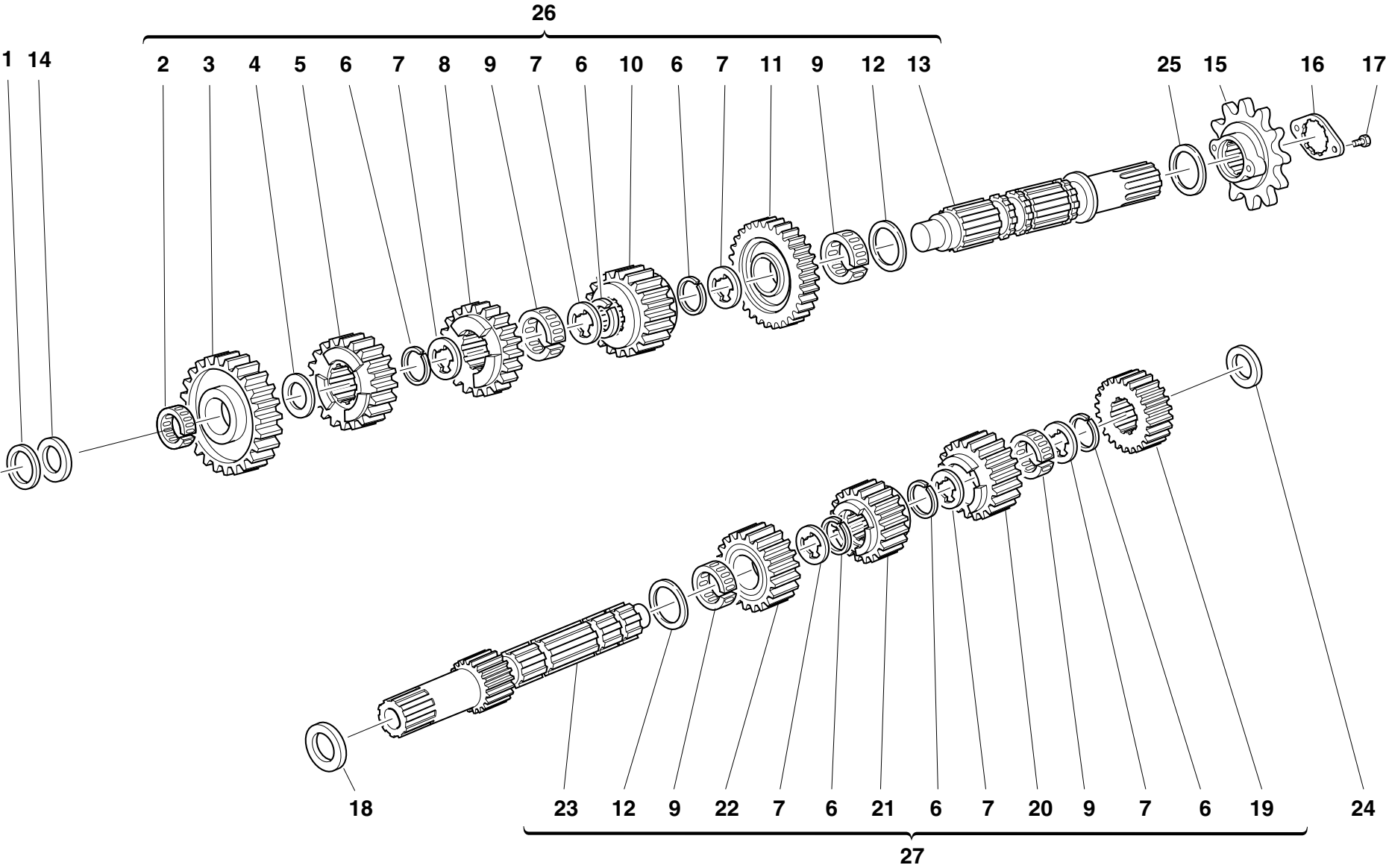
915.1.146.1A

10 - 01

DRAWING

003


GEAR-BOX



DRAWING

003

GEAR-BOX


NOTES	NO.	CODE NO.	DESCRIPTION	VALIDITY	Q.TY	
	1	0670.16.184	Shim th. 1		1	
	1	0670.16.185	Shim th. 1.2		1	
	1	713.1.014.1A	Shim th. 1.5		1	
	1	713.1.014.1B	Shim th. 1.7		1	
	1	713.1.014.1E	Shim th. 1.6		1	
	2	76402.0003	Needle bearing		1	
	3	172.1.015.1A	Driven gear 1st sp.		1	
	4	0670.16.155	Shim th. 1		1	
	5	172.1.018.1A	Driven gear 4th sp.		1	
	6	0670.16.145	Snap ring		6	
	7	856.1.001.1A	Grooved washer th. 0.5		6	
	8	172.1.017.1A	Driven gear 3rd sp.		1	
	9	701.4.005.1A	Needle bearing		4	
	10	172.1.019.1A	Driven gear 5th sp.		1	
	11	172.1.016.1A	Driven gear 2nd sp.		1	
	12	0670.16.150	Shim th. 0.5		2	
	13	149.1.029.1A	Gearbox lay shaft		1	
	14	713.1.014.1A	Shim th. 1.5		1	
	15	449.1.003.3A	Chain sprocket Z=15		1	
	16	826.1.011.1A	Sprocket keep plate		1	
	17	8A00.67997	Screw		2	
	18	0251.47.050	Shim th. 1		1	
	18	0251.47.054	Shim th. 1.2		1	
	18	852.1.108.1AH	Shim th. 0.9		1	
	18	852.1.108.1AL	Shim th. 1,1		1	
	18	852.1.108.1AN	Shim th. 1,3		1	
	19	0670.16.023	Driving gear 2nd sp.		1	

CATALOGUE No:

ISSUED:

915.1.146.1A

10 - 01

NOTES	NO.	CODE NO.	DESCRIPTION	VALIDITY	Q.TY	
	20	172.1.014.1A	Driving gear 5th sp.		1	
	21	172.1.012.1A	Driving gear 3rd sp.		1	
	22	172.1.013.1A	Driving gear 4th sp.		1	
	23	149.1.028.1B	Gearbox main shaft		1	
	24	0670.16.163	Shim th. 1.8		1	
	24	0670.16.164	Shim th. 2		1	
	24	0670.16.184	Shim th. 1		1	
	24	713.1.014.1B	Shim th. 1.7		1	
	24	713.1.014.1D	Shim th. 1,1		1	
	24	713.1.014.1F	Shim th. 1.9		1	
	25	0670.16.170	Shim th. 0.8		1	
	25	0670.16.171	Shim th. 1		1	
	25	852.1.105.1AB	Shim th. 0.9		1	
	25	852.1.105.1AD	Shim th. 1,1		1	
	25	852.1.105.1AG	Shim th. 0.7		1	
	26	150.2.052.1A	Complete lay shaft		1	
	27	150.2.051.1B	Complete main shaft		1	

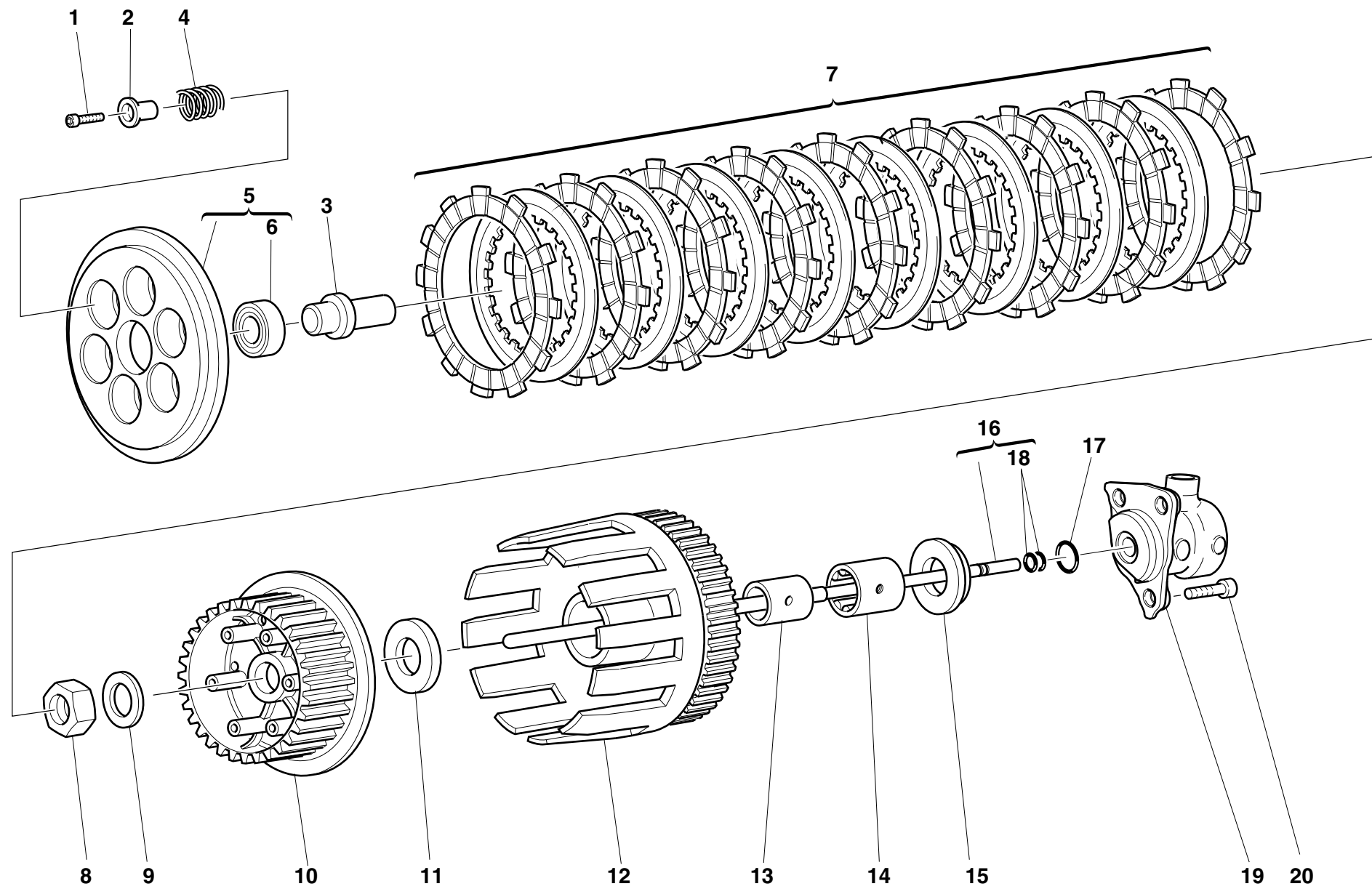
CATALOGUE No:

ISSUED:

915.1.146.1A

10 - 01


DRAWING 004 CLUTCH



DRAWING

004

CLUTCH

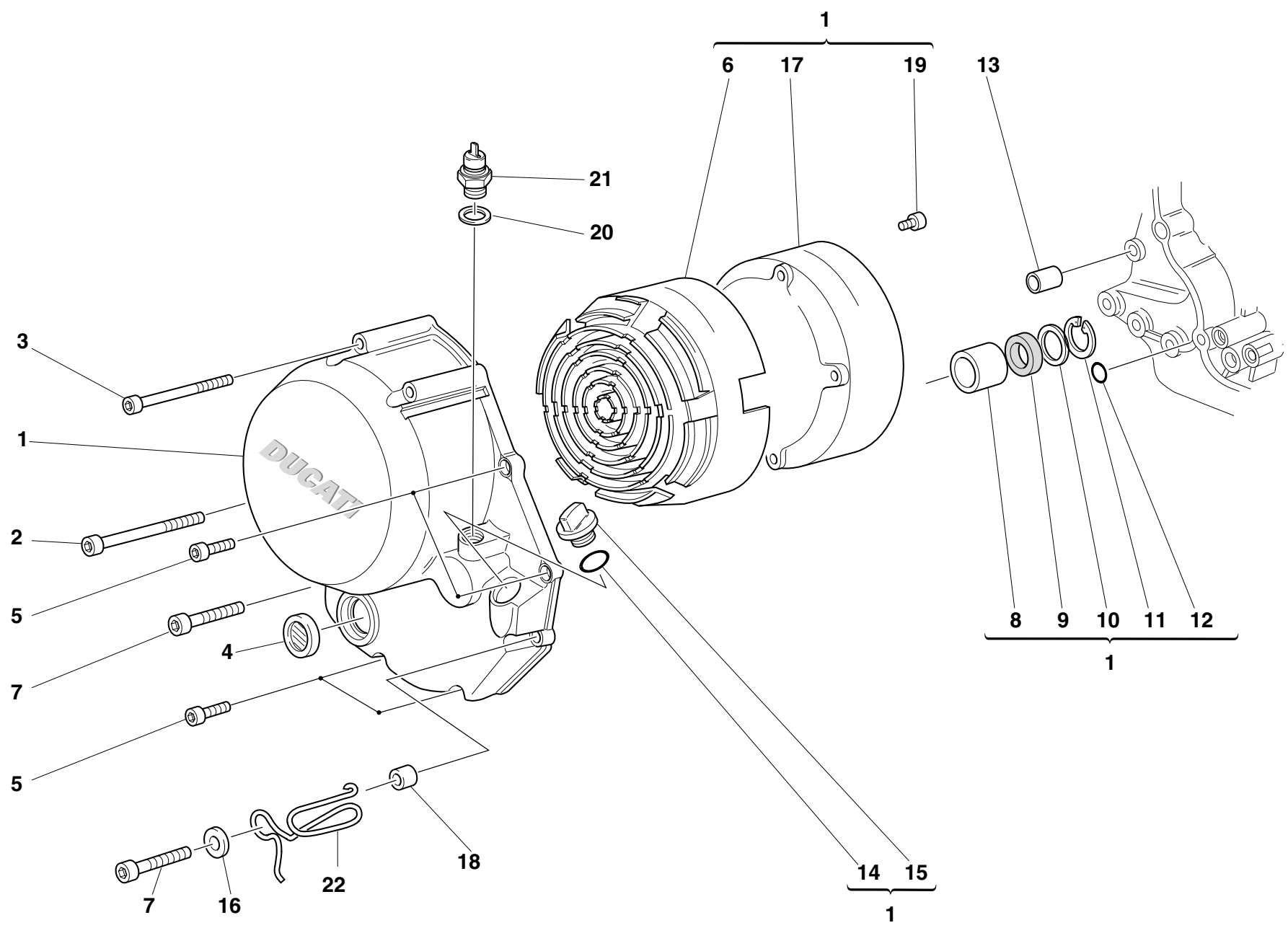
NOTES	NO.	CODE NO.	DESCRIPTION	VALIDITY	Q.TY	
	1	771.5.043.2B	Screw		6	
	2	841.1.031.1A	Retainer		6	
	3	818.1.010.1B	Clutch control pin		1	
	4	799.1.099.1A	Clutch spring		6	
	5	194.2.003.1A	Pressure plate		1	
	6	702.5.008.1A	Bearing		1	
	7	190.2.009.2B	Clutch plates set		1	
	8	750.1.007.1A	Nut		1	
	9	851.1.004.1A	Lock washer		1	
	10	196.1.016.2A	Clutch drum		1	
	11	856.1.014.1A	Shim		1	
	12	170.2.031.2A	Primary drive gears pair		1	
	13	881.1.026.1A	Inner ring		1	
	14	702.5.015.1A	Bearing		1	
	15	713.1.119.1A	Spacer		1	
	16	117.2.007.1A	Clutch control rod		1	
	17	886.4.043.1A	O-ring		1	
	18	93823.2018	O-ring		2	
	19	195.4.003.1A	Piston assembly		1	
	20	60N107335	Screw		3	

NOTES	NO.	CODE NO.	DESCRIPTION	VALIDITY	Q.TY	
-------	-----	----------	-------------	----------	------	---

DRAWING

005


CLUTCH COVER



DRAWING

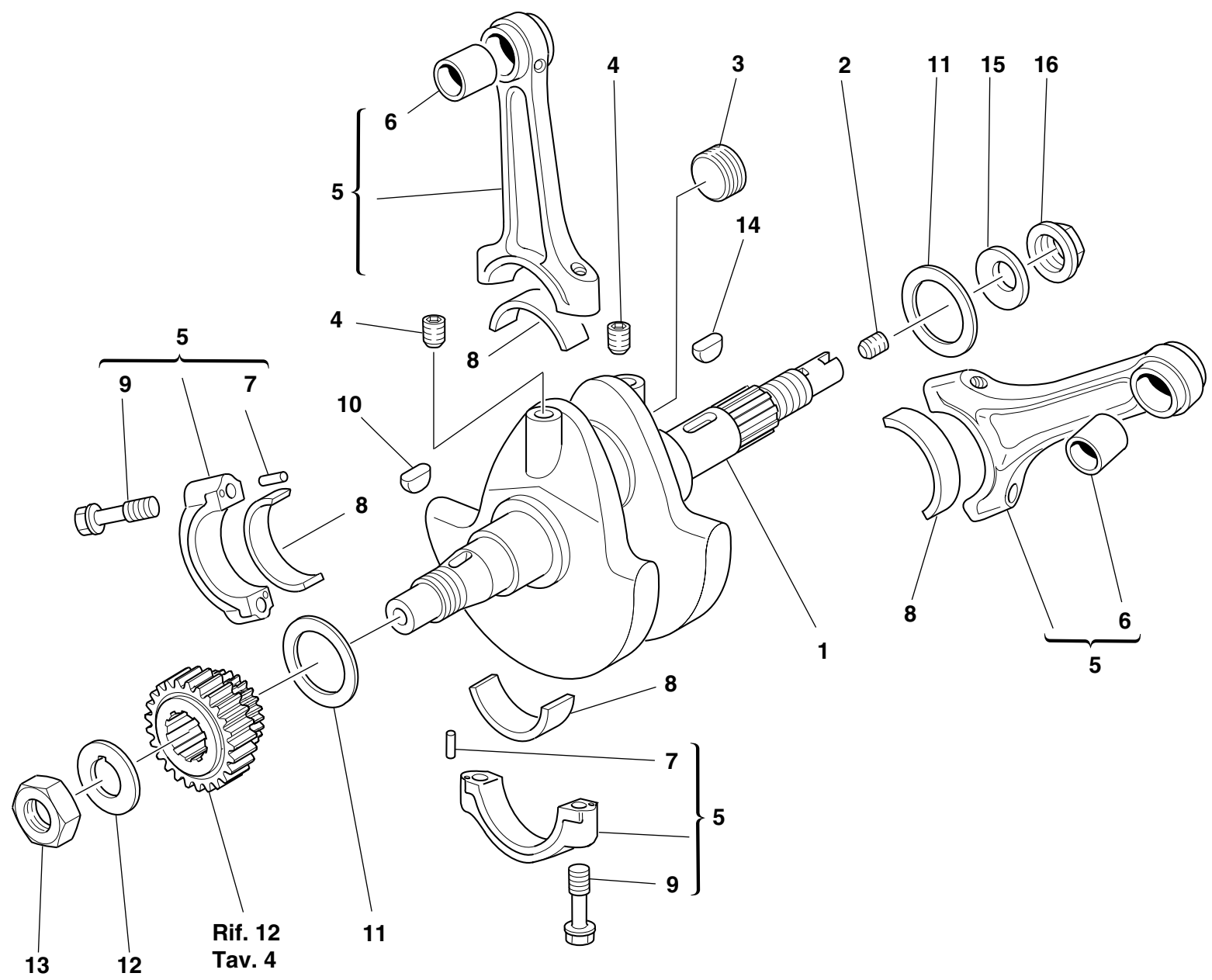
005

CLUTCH COVER

NOTES	NO.	CODE NO.	DESCRIPTION	VALIDITY	Q.TY	
	1	243.2.028.1AC	Cover clutch side		1	
	2	771.5.083.2B	Screw		1	
	3	771.5.081.2B	Screw		3	
	4	254.4.001.1A	Oil level sight glass		1	
	5	60N102510	Screw		4	
	6	486.1.051.1A	Panel (BLACK)		1	
	7	771.5.072.2B	Screw		2	
	8	0665.49.680	Bush		1	
	9	93784.2030	Seal ring		1	
	10	852.1.008.1A	Shim th. 0.5		1	
	11	73503.3075	Circlip		1	
	12	93827.0114	O-ring		1	
	13	0400.49.240	Locating bush		1	
	14	93823.2082	O-ring		1	
	15	893.1.005.1A	Cap		1	
	16	734306N01	Washer		1	
	17	243.1.029.1A	Cover		1	
	18	0675.49.540	Spacer		2	
	19	779.5.031.1A	Screw		6	
	20	0150.70.120	Gasket th.2		1	
	21	539.4.030.1A	Switch		1	
	22	881.1.030.1A	Holder		1	

NOTES	NO.	CODE NO.	DESCRIPTION	VALIDITY	Q.TY	
-------	-----	----------	-------------	----------	------	---


DRAWING 006 CRANKSHAFT



DRAWING

006

CRANKSHAFT


NOTES	NO.	CODE NO.	DESCRIPTION	VALIDITY	Q.TY	
	1	146.2.073.1A	Crankshaft		1	
	2	779.1.109.1A	Special screw		1	
	3	780.1.016.1A	Cap		1	
	4	72121.2106	Threaded dowel		2	
	5	158.2.007.1A	Connecting rods pair		1	
	6	0660.47.290	Standard bush		2	
	7	74224.0570	Pin		4	
	8	0660.47.230	Standard half-bearing		4	
	9	779.1.007.2A	Special screw		4	
	10	74172.1008	Woodruff key		1	
	11	852.1.104.1A	Shim th. 1.9		2	
	11	852.1.104.1B	Shim th. 1.95		2	
	11	852.1.104.1C	Shim th. 2		2	
	11	852.1.104.1D	Shim th. 2,05		2	
	11	852.1.104.1E	Shim th. 2,1		2	
	11	852.1.104.1F	Shim th. 2,15		2	
	11	852.1.104.1G	Shim th. 2.2		2	
	11	852.1.104.1H	Shim th. 2.25		2	
	11	852.1.104.1I	Shim th. 2.3		2	
	11	852.1.104.1J	Shim th. 2.35		2	
	11	852.1.104.1K	Shim th. 2,4		2	
	11	852.1.104.1L	Shim th. 2,45		2	
	11	852.1.104.1M	Shim th. 2.5		2	
	11	852.1.104.1N	Shim th. 2.55		2	
	12	0619.47.030	Lock washer		1	
	13	0660.47.040	Nut		1	
	14	0755.29.025	Woodruff key		1	

CATALOGUE No:

ISSUED:

915.1.146.1A

10 - 01

NOTES	NO.	CODE NO.	DESCRIPTION	VALIDITY	Q.TY	
	15	799.1.051.2A	Spring washer		1	
	16	750.1.012.2A	Nut		1	

CATALOGUE No:

ISSUED:

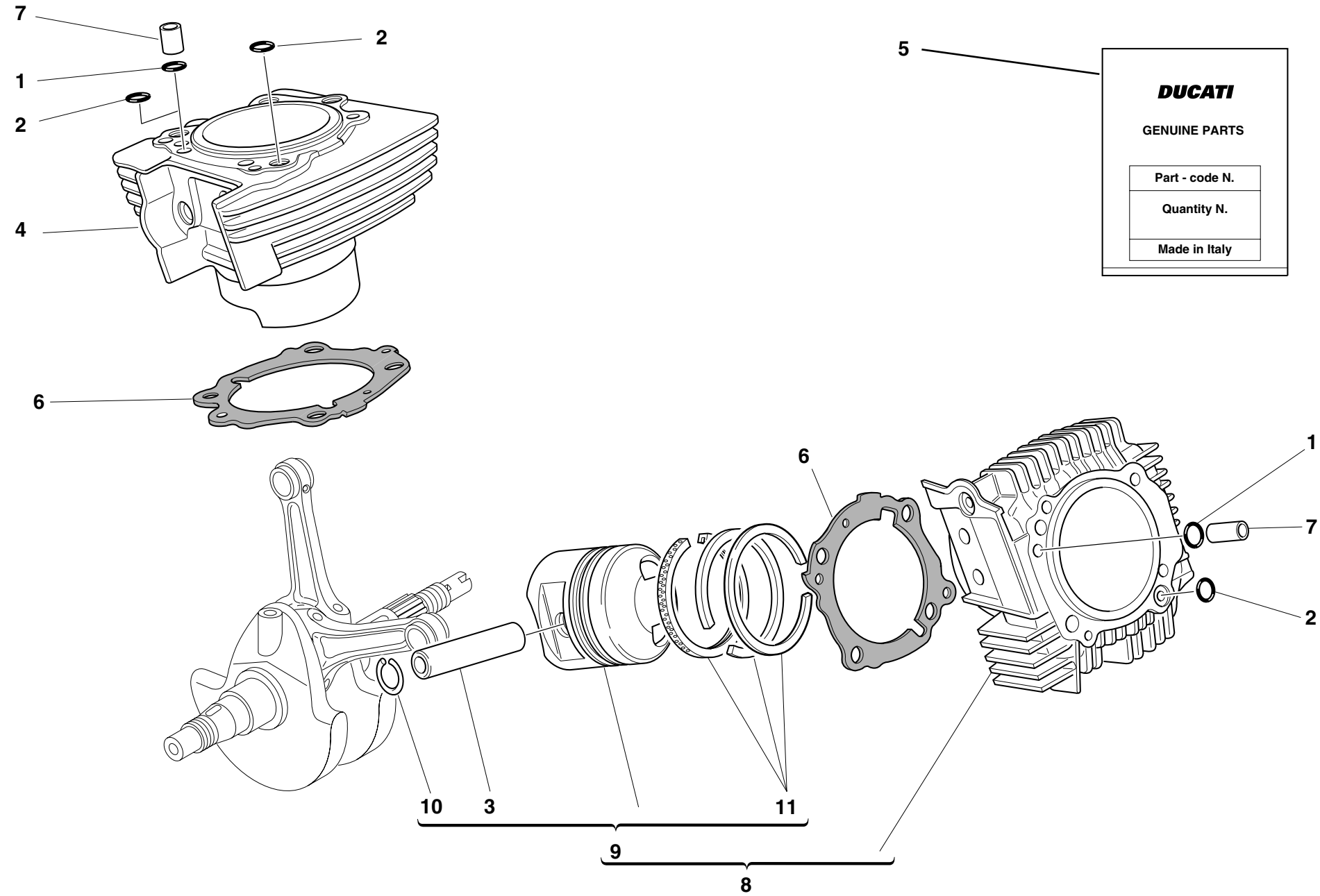
915.1.146.1A

10 - 01

DRAWING

007


CYLINDERS - PISTONS



DRAWING

007

CYLINDERS - PISTONS

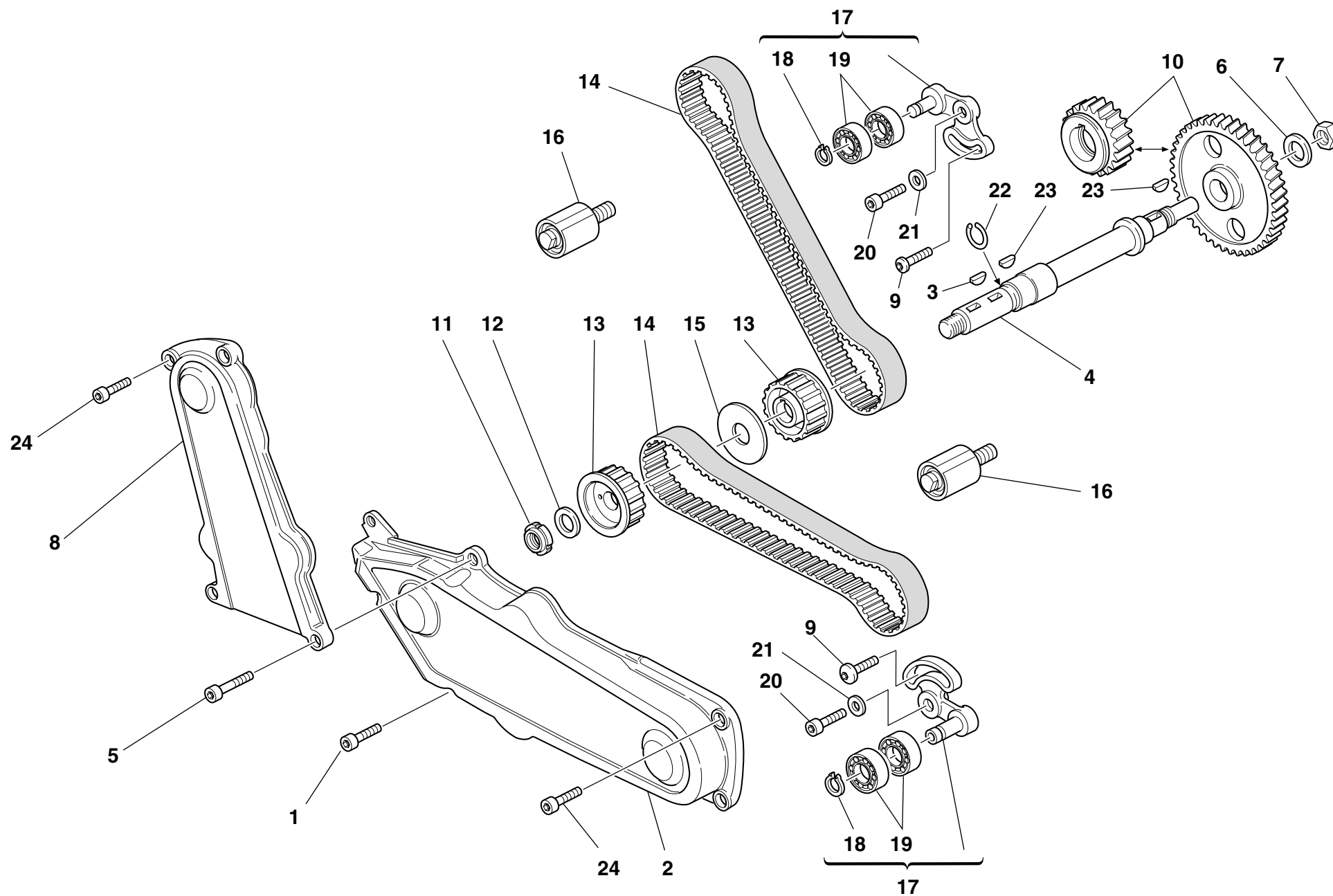
NOTES	NO.	CODE NO.	DESCRIPTION	VALIDITY	Q.TY	
	1	0400.17.030	O-ring		2	
	2	463.2.019.6A	O-ring		3	
	3	121.1.027.1A	Piston pin		2	
	4	120.2.076.1A	Vertical cylinder-piston fit		1	
	5	791.2.014.1C	Head-cylinder gaskets set		1	
	6	786.1.069.1A	Cylinder-crankcase gasket th. 0.4		2	
	7	0805.17.125	Bush		2	
	8	120.2.075.1A	Horizontal cylinder-piston fit		1	
	9	122.2.073.1A	Complete piston		2	
	10	884.4.017.1A	Piston pin circlip		4	
	11	121.2.023.2A	Piston rings set		2	

NOTES	NO.	CODE NO.	DESCRIPTION	VALIDITY	Q.TY	
-------	-----	----------	-------------	----------	------	---

DRAWING

008

TIMING



DRAWING

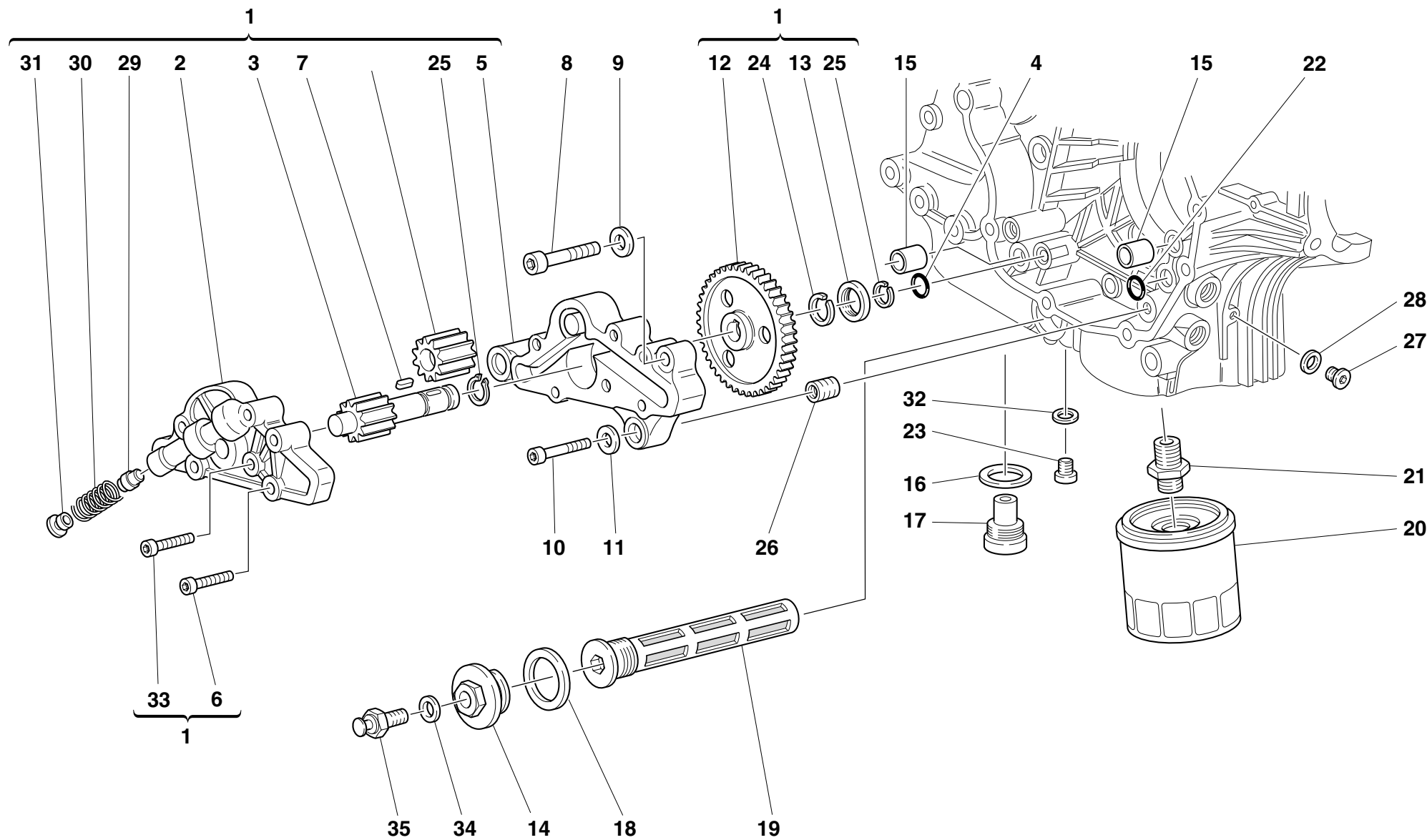
008

TIMING

NOTES	NO.	CODE NO.	DESCRIPTION	VALIDITY	Q.TY	
	1	60N102509	Screw		1	
	2	245.1.048.1A	Horizontal timing belt cover		1	
	3	74172.1008	Woodruff key		1	
	4	147.1.015.1A	Lay shaft		1	
	5	60N102510	Screw		2	
	6	0400.29.040	Lock washer		1	
	7	0124.40.060	Hexagon nut		1	
	8	245.1.047.1A	Vertical timing belt cover		1	
	9	772.1.010.2A	Screw		2	
	10	171.2.020.2B	Timing gears pair		1	
	11	72944.1542	Elastic-stop ring nut		1	
	12	0797.69.040	Washer		1	
	13	255.1.001.1B	Timing belt roller		2	
	14	737.4.007.2A	Timing drive toothed belt		2	
	15	856.1.002.1A	Belt roller separating washer sp. 2		1	
	16	451.1.025.1A	Fixed tensioner assembly		2	
	17	451.2.006.1A	Complete vertical cylinder tensioner roller		2	
	18	0214.07.350	Ring		2	
	19	75166.1238	Bearing		4	
	20	771.5.122.2B	Screw		2	
	21	462.3.003.7A	Washer		2	
	22	882.1.003.1A	Snap ring		1	
	23	0755.29.025	Woodruff key		2	
	24	771.5.064.2B	Screw		4	

NOTES	NO.	CODE NO.	DESCRIPTION	VALIDITY	Q.TY	
-------	-----	----------	-------------	----------	------	---

DRAWING 009 FILTERS AND OIL PUMP



DRAWING

009

FILTERS AND OIL PUMP


NOTES	NO.	CODE NO.	DESCRIPTION	VALIDITY	Q.TY	
	1	174.2.025.3A	Complete oil pump		1	
	2	247.1.104.1A	Pump cover		1	
	3	174.1.002.1A	Pump driving gear		1	
	4	886.4.037.1A	O-ring		1	
	5	250.2.030.3A	Pump body		1	
	6	779.5.020.1A	Screw		3	
	7	680.1.001.1B	Woodruff key		1	
	8	771.5.129.2B	Screw		2	
	9	462.4.037.8A	Spring washer		2	
	10	60N102510	Screw		1	
	11	462.4.037.6A	Spring washer		1	
	12	174.1.025.1A	Pump drive gear		1	
	13	710.1.001.1A	Bush		1	
	14	873.1.039.1A	Cap		1	
	15	0759.49.280	Locating bush		2	
	16	220.3.208.3A	Gasket		1	
	17	0660.49.053	Oil drain plug with magnet		1	
	18	852.5.005.1A	Gasket th.1,5		1	
	19	894.2.009.1A	Oil filter		1	
	20	0905.49.960	Oil filter cartridge		1	
	21	0670.49.910	Nipple		1	
	22	93827.0114	O-ring		1	
	23	779.1.198.1A	Cap		1	
	24	76267.0012	Snap ring		1	
	25	73500.1237	Circlip		2	
	26	0670.49.310	Reduction bush		1	
	27	779.1.162.1A	Cap		1	

CATALOGUE No:

ISSUED:

915.1.146.1A

10 - 01

NOTES	NO.	CODE NO.	DESCRIPTION	VALIDITY	Q.TY	
	28	0150.70.120	Gasket th.2		1	
	29	593.1.018.1A	Bypass valve		1	
	30	799.1.055.1A	Bypass spring		1	
	31	780.1.018.1A	Bypass cap		1	
	32	852.1.120.1A	Aluminium gasket		1	
	33	779.5.019.1A	Screw		3	
	34	420.2.001.0A	Gasket th.1		1	
	35	552.4.004.2A	Thermistor		1	

CATALOGUE No:

ISSUED:

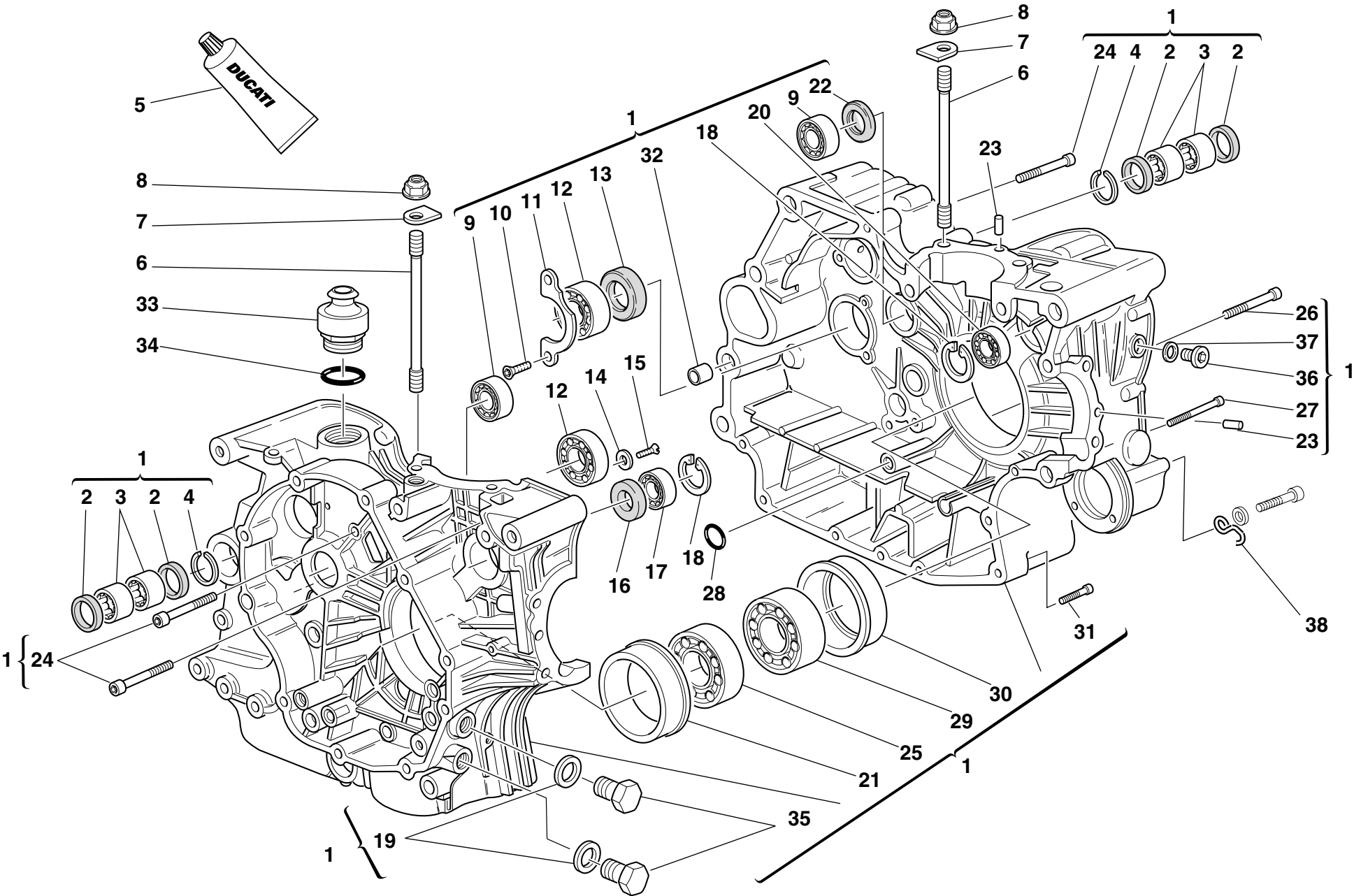
915.1.146.1A

10 - 01

DRAWING

010

HALF CRANKCASES



DRAWING

010

HALF CRANKCASES


NOTES	NO.	CODE NO.	DESCRIPTION	VALIDITY	Q.TY	
	1	225.2.046.1B	Complete half-crankcases pair		1	
	2	0755.49.265	Seal ring		4	
	3	76400.0004	Needle bearing		4	
	4	76266.2668	Snap ring		2	
	5	94247.0014	Fluid sealant		1	
	6	0377.49.270	Stud bolt for fastening head cylinder		8	
	7	856.1.025.1A	Special washer		8	
	8	0670.92.010	Nut		8	
	9	75791.1747	Bearing		2	
	10	72094.1616	Screw		2	
	11	0367.49.275	Keep plate		1	
	12	75120.2567	Bearing		2	
	13	0660.49.268	Seal ring		1	
	14	713.1.140.1A	Spacer		2	
	15	60N101079	Screw		2	
	16	93785.1830	Seal ring		1	
	17	75794.1542	Bearing		1	
	18	73503.3380	Circlip		2	
	19	420.2.006.4A	Aluminium gasket		2	
	20	702.5.008.1A	Bearing		1	
	21	710.1.069.1A	Bearing holder bush		1	
	22	463.4.001.1A	Seal ring		1	
	23	0011.52.010	Locating dowel		2	
	24	771.5.136.2B	Screw		6	
	25	75143.3380	Bearing		1	
	26	779.1.029.1A	Special screw		1	
	27	771.5.080.2B	Screw		1	

CATALOGUE No:

ISSUED:

915.1.146.1A

10 - 01

NOTES	NO.	CODE NO.	DESCRIPTION	VALIDITY	Q.TY	
	28	93827.0114	O-ring		1	
	29	75191.3380	Bearing		1	
	30	710.1.070.1A	Bearing holder bush		1	
	31	771.5.072.2B	Screw		5	
	32	711.1.095.1A	Bush		2	
	33	593.1.003.1B	Breather valve		1	
	34	93823.3156	O-ring		1	
	35	0665.49.365	Cap		2	
	36	779.1.182.1A	Special screw		1	
	37	420.2.006.2A	Aluminium gasket		1	
	38	829.1.134.1A	Ring		1	

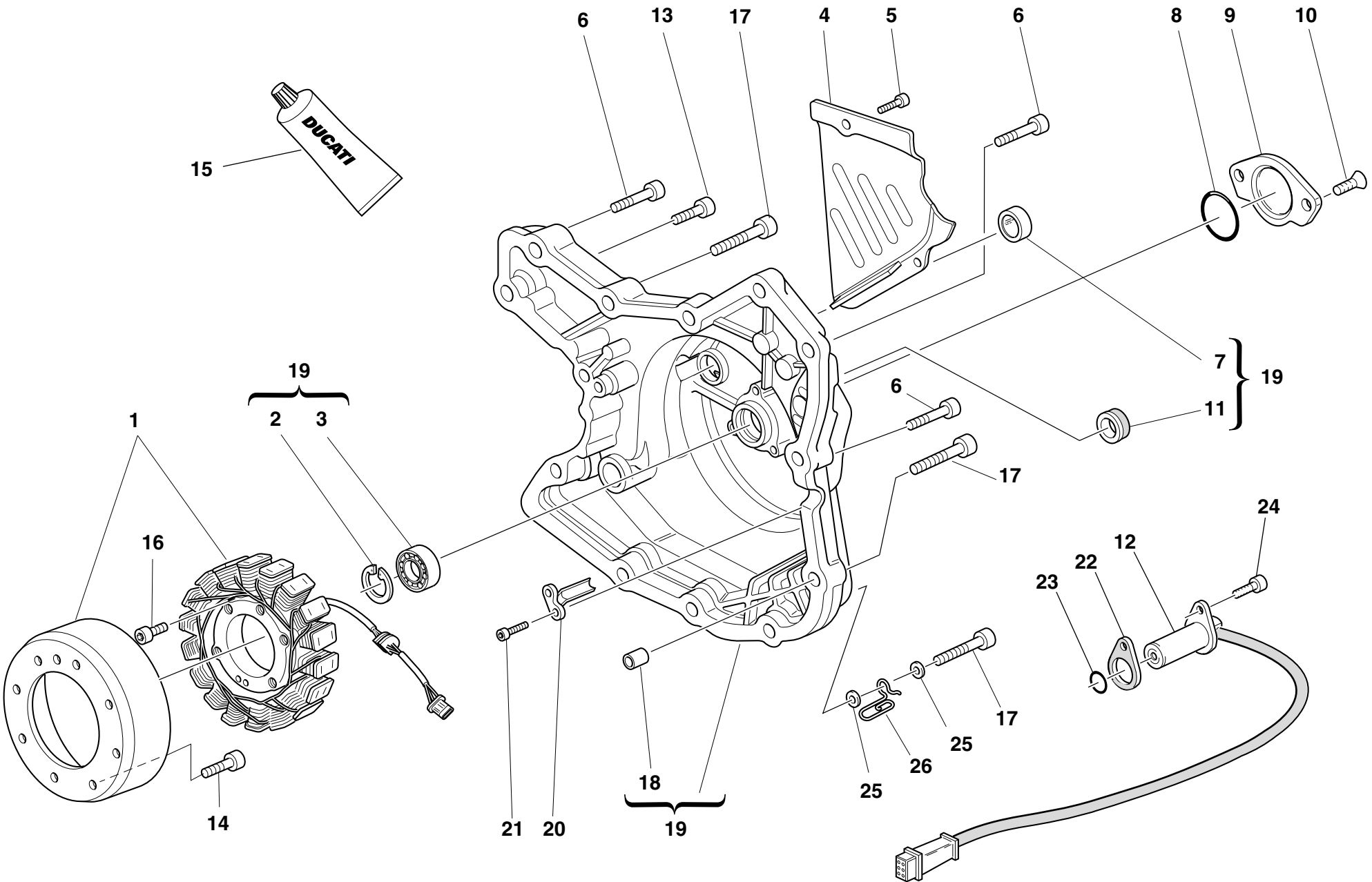
CATALOGUE No:

ISSUED:

915.1.146.1A

10 - 01


DRAWING 011 ALTERNATOR COVER



DRAWING

011

ALTERNATOR COVER


NOTES	NO.	CODE NO.	DESCRIPTION	VALIDITY	Q.TY	
	1	264.4.014.3B	Generator		1	
	2	73503.3380	Circlip		1	
	3	702.5.008.1A	Bearing		1	
	4	247.1.083.1AE	Chain cover		1	
	5	771.5.064.2B	Screw		2	
	6	60N102510	Screw		8	
	7	254.1.001.1A	Oil level sight glass		1	
	8	886.4.035.1A	O-ring		1	
	9	247.1.002.1BC	Cover		1	
	10	777.5.049.2C	Screw		2	
	11	93783.1524	Seal ring		1	
	12	552.4.020.1A	Sensor		1	
	13	60N102509	Screw		1	
	14	771.4.006.1A	Screw		8	
	15	94247.0014	Fluid sealant		1	
	16	771.5.073.2B	Screw		3	
	17	60N102511	Screw		3	
	18	0400.49.240	Locating bush		2	
	19	242.2.045.1A	Generator cover		1	
	20	830.1.144.1A	Bracket		1	
	21	771.5.040.2B	Screw		2	
	22	788.1.066.1AA	Gasket th.0,6		2	
	22	788.1.066.1AB	Gasket th.0,8		1	
	22	788.1.066.1AC	Gasket th.1,0		1	
	23	886.4.003.1A	O-ring		1	
	24	60N107335	Screw		1	
	25	734306N01	Washer		2	

CATALOGUE No:

ISSUED:

915.1.146.1A

10 - 01

NOTES	NO.	CODE NO.	DESCRIPTION	VALIDITY	Q.TY	
	26	881.1.030.1A	Holder		1	

CATALOGUE No:

ISSUED:

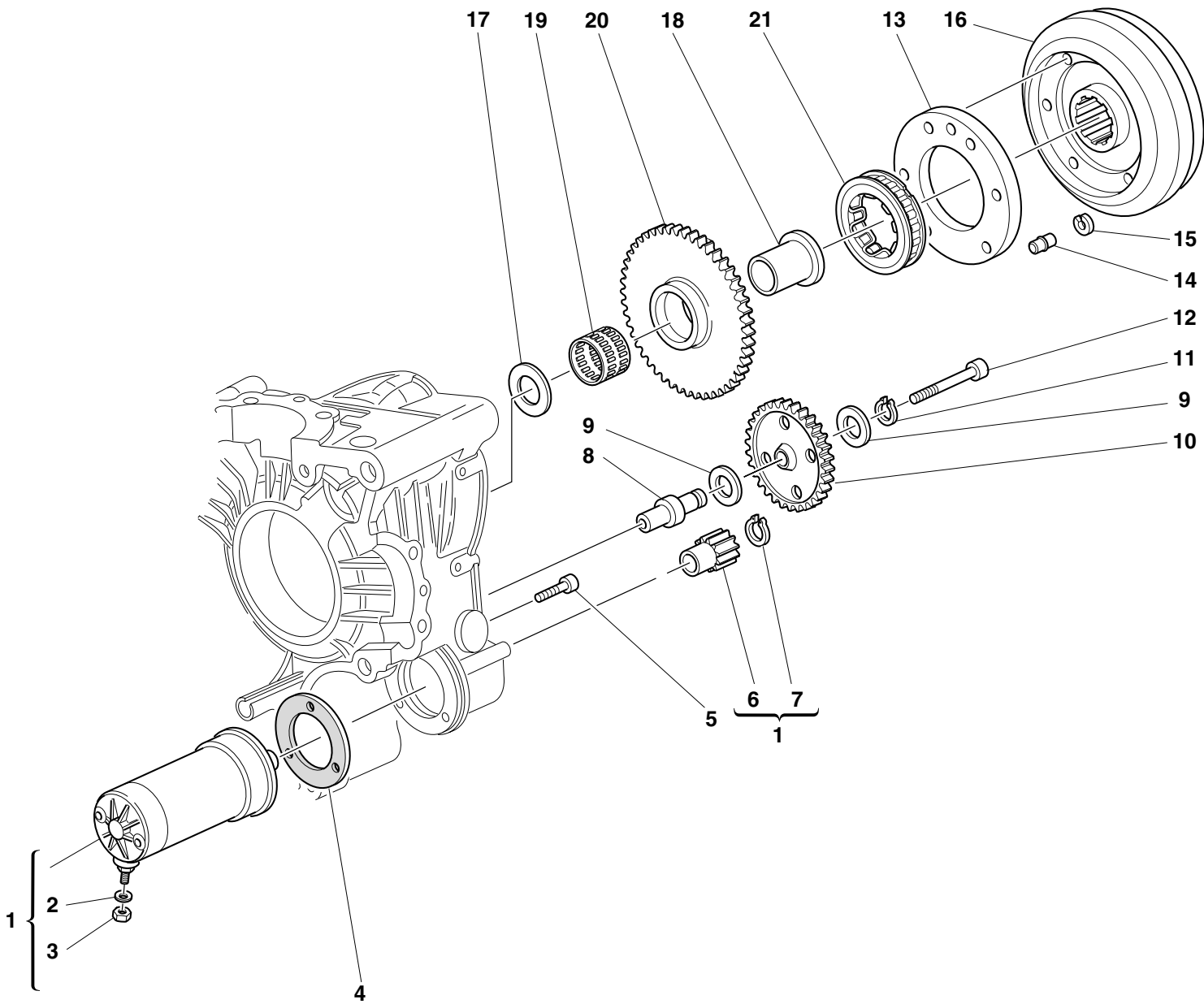
915.1.146.1A

10 - 01

DRAWING

012


ELECTRIC STARTER AND IGNITION



DRAWING

012

ELECTRIC STARTER AND IGNITION

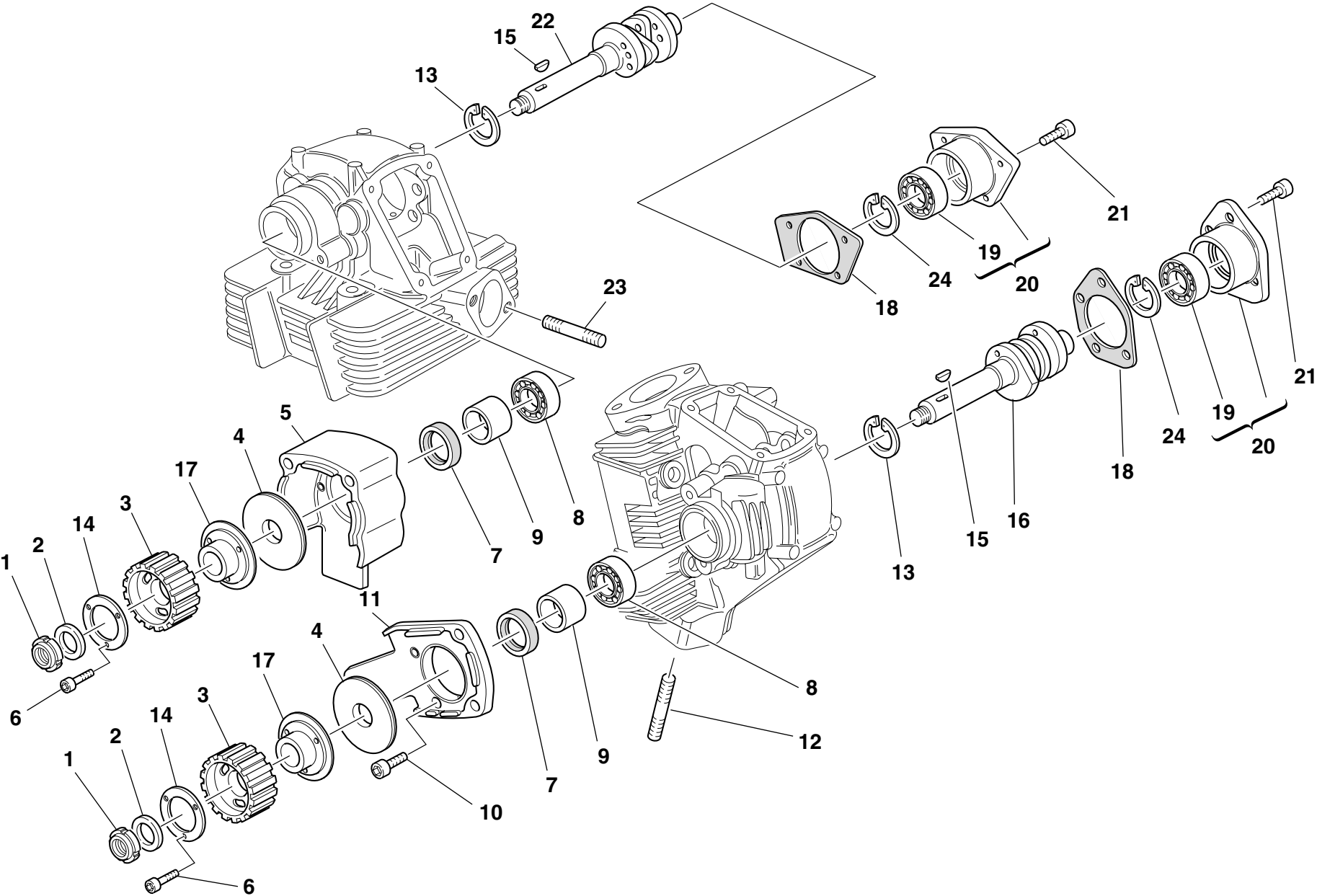
NOTES	NO.	CODE NO.	DESCRIPTION	VALIDITY	Q.TY	
	1	270.4.001.1A	Complete starter motor (8-9 included)		1	
	2	734006N01	Spring washer		1	
	3	417.9.050.6A	Nut		1	
	4	788.1.054.1A	Starter motor gasket		1	
	5	60N102510	Screw		3	
	6	176.1.001.1A	Starter motor sprocket		1	
	7	73500.1237	Circlip		1	
	8	0660.50.020	Intermediate gear pin		1	
	9	856.1.071.1A	Washer		2	
	10	176.1.009.1A	Intermediate gear assembly		1	
	11	73500.1440	Circlip		1	
	12	771.5.078.2B	Screw		1	
	13	160.1.057.1A	Flange		1	
	14	863.1.002.1A	Locating pin		1	
	15	0647.29.040	Check ring		1	
	16	276.1.025.1B	Ignition flywheel		1	
	17	0619.50.065	Washer		1	
	18	881.1.010.1C	Inner ring		1	
	19	701.4.003.1A	Needle bearing		1	
	20	173.1.012.3A	Electric starter driven gear		1	
	21	701.4.007.1A	Starter clutch		1	

NOTES	NO.	CODE NO.	DESCRIPTION	VALIDITY	Q.TY	
-------	-----	----------	-------------	----------	------	---

DRAWING

013


HEAD : TIMING



DRAWING

013

HEAD : TIMING

NOTES	NO.	CODE NO.	DESCRIPTION	VALIDITY	Q.TY	
	1	72944.1542	Elastic-stop ring nut		2	
	2	0797.69.040	Washer		2	
	3	255.1.014.1A	Timing belt roller		2	
	4	856.1.002.1A	Belt roller separating washer sp. 2		2	
	5	235.1.027.1A	Vertical rubber cap		1	
	6	771.5.040.2B	Screw		6	
	7	0204.70.105	Seal ring		2	
	8	75120.1747	Bearing		2	
	9	713.1.007.1A	Belt roller spacer		2	
	10	60N107335	Screw		4	
	11	235.1.026.1A	Horizontal rubber cap		1	
	12	0370.92.050	Stud bolt		4	
	13	73503.3683	Circlip		2	
	14	852.1.124.1A	Special washer		2	
	15	74172.1008	Woodruff key		2	
	16	148.1.123.1A	Horizontal head camshaft		1	
	17	160.1.076.1A	Flange		2	
	18	0660.92.310	Cap gasket		2	
	19	75173.1542	Bearing		2	
	20	235.2.031.1A	Cap with bearing		2	
	21	771.5.066.2B	Screw		7	
	22	148.1.122.1A	Vertical head camshaft		1	
	23	417.5.033.7A	Stud bolt		4	
	24	73503.3380	Circlip		2	

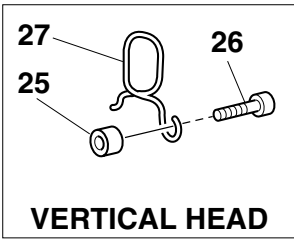
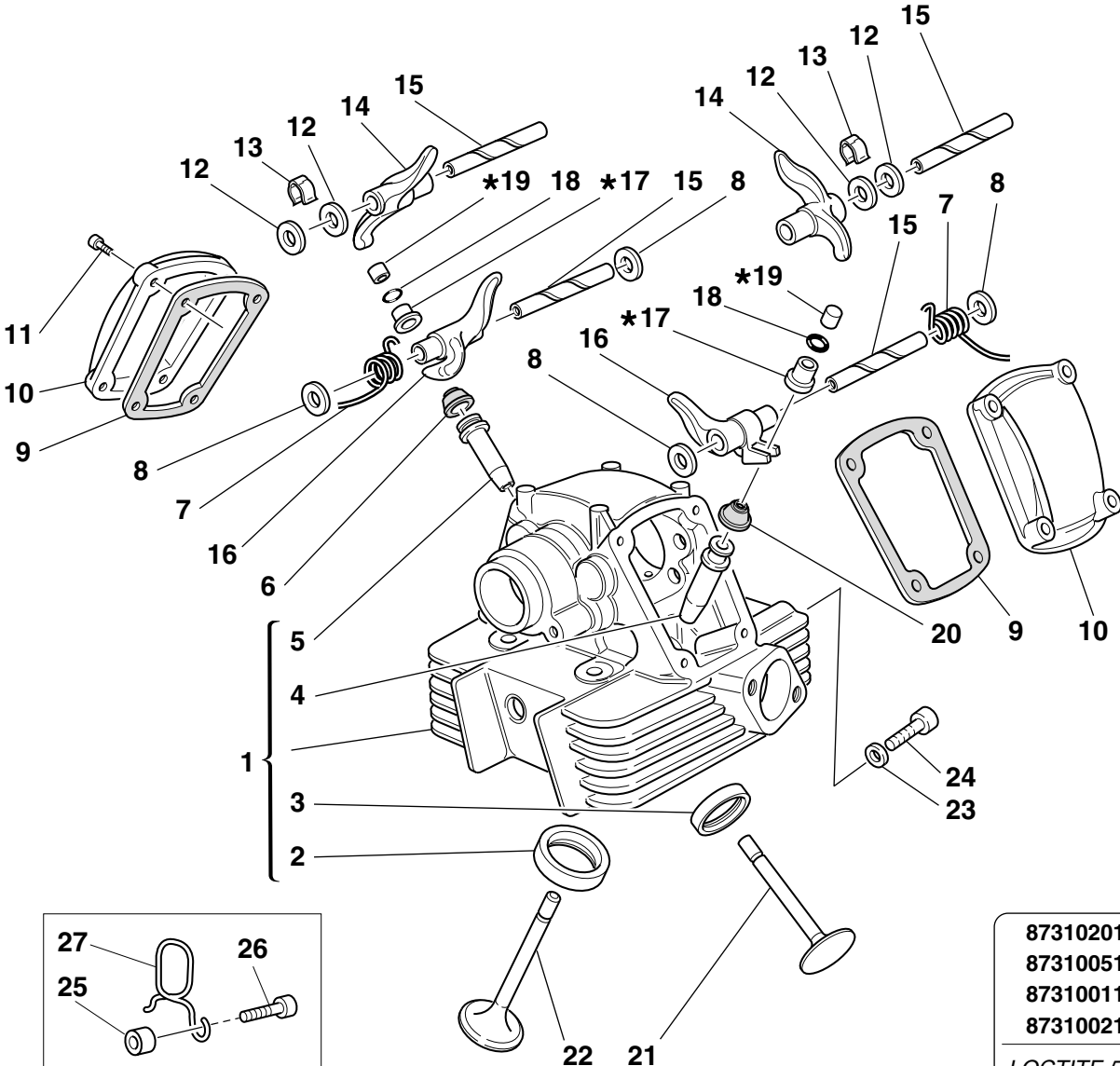
NOTES	NO.	CODE NO.	DESCRIPTION	VALIDITY	Q.TY	
-------	-----	----------	-------------	----------	------	---

DRAWING

014

VERTICAL HEAD

0727.92.050		0727.92.171	7,15
0727.92.150	5,05	0727.92.072	7,2
0727.92.051	5,10	0727.92.172	7,25
0727.92.151	5,15	0727.92.073	7,30
0727.92.052	5,2	0727.92.173	7,35
0727.92.152	5,25	0727.92.074	7,4
0727.92.053	5,30	0727.92.174	7,45
0727.92.153	5,35	0727.92.075	7,50
0727.92.054	5,4	0727.92.175	7,55
0727.92.154	5,45	0727.92.076	7,6
0727.92.055	5,50	0727.92.176	7,65
0727.92.155	5,55	0727.92.077	7,70
0727.92.056	5,6	0727.92.177	7,75
0727.92.156	5,65	0727.92.078	7,8
0727.92.057	5,70	0727.92.178	7,85
0727.92.157	5,75	0727.92.079	7,90
0727.92.058	5,8	0727.92.179	7,95
0727.92.158	5,85	0727.92.080	
0727.92.059	5,90	0727.92.180	8,05
0727.92.159	5,95	0727.92.081	8,10
0727.92.060		0727.92.181	8,15
0727.92.160	6,05	0727.92.082	8,2
0727.92.061	6,10	0727.92.182	8,25
0727.92.161	6,15	0727.92.083	8,3
0727.92.062	6,2	0727.92.183	8,35
0727.92.162	6,25	0727.92.084	8,4
0727.92.063	6,30	0727.92.184	8,45
0727.92.163	6,35	0727.92.085	8,5
0727.92.064	6,4	0727.92.185	8,55
0727.92.164	6,45	0727.92.086	8,6
0727.92.065	6,50	0727.92.186	8,65
0727.92.165	6,55	0727.92.087	8,7
0727.92.066	6,6	0727.92.187	8,75
0727.92.166	6,65	0727.92.088	8,8
0727.92.067	6,70	0727.92.188	8,85
0727.92.167	6,75	0727.92.089	8,9
0727.92.068	6,8	0727.92.189	8,95
0727.92.168	6,85	0727.92.090	
0727.92.069	6,90	0727.92.092	9,2
0727.92.169	6,95	0727.92.094	9,4
0727.92.070		0727.92.096	9,6
0727.92.170	7,05		
0727.92.071	7,10		



VERTICAL HEAD

0723.92.500		0723.92.511	3,1
0723.92.535	2,05	0723.92.645	3,15
0723.92.501	2,1	0723.92.512	3,2
0723.92.545	2,15	0723.92.655	3,25
0723.92.502	2,2	0723.92.513	3,3
0723.92.555	2,25	0723.92.675	3,35
0723.92.503	2,3	0723.92.514	3,4
0723.92.565	2,35	0723.92.685	3,45
0723.92.504	2,4	0723.92.515	3,5
0723.92.575	2,45	0723.92.695	3,55
0723.92.505	2,5	0723.92.516	3,6
0723.92.585	2,55	0723.92.705	3,65
0723.92.506	2,6	0723.92.517	3,7
0723.92.595	2,65	0723.92.715	3,75
0723.92.507	2,7	0723.92.518	3,8
0723.92.605	2,75	0723.92.725	3,85
0723.92.508	2,8	0723.92.519	3,9
0723.92.615	2,85	0723.92.735	3,95
0723.92.509	2,9	0723.92.520	
0723.92.625	2,95	0723.92.745	4,05
0723.92.510		0723.92.521	4,1
0723.92.635	3,05	0723.92.531	4,15
		0723.92.522	4,2
		0723.92.533	4,25
		0723.92.523	4,3
		0723.92.534	4,35
		0723.92.524	4,4
		0723.92.537	4,45
		0723.92.525	4,5
		0723.92.538	4,55
		0723.92.526	4,6
		0723.92.539	4,65
		0723.92.527	4,7
		0723.92.540	4,75
		0723.92.528	4,8
		0723.92.541	4,85
		0723.92.529	4,9
		0723.92.542	4,95
		0723.92.530	
		0723.92.543	5,05
		0723.92.544	5,1
		0723.92.546	5,15
		0723.92.547	5,2
		0723.92.548	5,25
		0723.92.549	5,3

87310201A

87310051A

87310011A

87310021A

~20

~18

~16

~10

LOCTITE 510

DRAWING

014

VERTICAL HEAD


NOTES	NO.	CODE NO.	DESCRIPTION	VALIDITY	Q.TY	
	1	301.2.105.1A	Complete vertical head		1	
	2	304.1.021.1A	Intake valve seat		1	
	2	304.1.021.1AB	Oversize intake valve seat 0.03		1	
	2	304.1.021.1AC	Oversize intake valve seat 0.06		1	
	3	304.1.022.1A	Exhaust valve seat		1	
	3	304.1.022.1AB	Oversize exhaust valve seat 0.03		1	
	3	304.1.022.1AC	Oversize exhaust valve seat 0.06		1	
	4	303.1.003.1A	Intake valve cast iron guide		1	
	4	303.1.003.1AB	Oversize valve guide 0.03		1	
	4	303.1.003.1AC	Oversize valve guide 0.06		1	
	4	303.1.003.1AD	Oversize valve guide 0.09		1	
	5	303.2.004.1C	Exhaust valve bronze guide		1	
	5	303.2.004.1CB	Oversize valve guide 0.03		1	
	5	303.2.004.1CC	Oversize valve guide 0.06		1	
	5	303.2.004.1CD	Oversize valve guide 0.09		1	
	6	764.1.013.1A	Valve seal		1	
	7	799.1.061.1A	Closing rocker spring		2	
	8	0619.92.180	Shim th. 0.3		6	
	8	0670.92.190	Shim th. 2		4	
	8	0765.92.185	Shim th. 1		2	
	8	0765.92.190	Shim th. 0.5		4	
	8	0765.92.195	Shim th. 0.1		1	
	8	0765.92.205	Shim th. 0.2		8	
	9	788.1.032.2A	Valve cover gasket		2	
	10	240.1.010.1AB	Valve cover		2	
	11	60N102509	Screw		7	
	12	0647.70.010	Shim		4	

CATALOGUE No:

ISSUED:

915.1.146.1A

10 - 01

NOTES	NO.	CODE NO.	DESCRIPTION	VALIDITY	Q.TY	
	13	0375.92.210	Spring		2	
	14	208.1.012.3A	Opening rocker		2	
	15	821.1.115.1A	Rocker shaft		4	
	16	209.1.012.3A	Closing rocker		2	
	17	0727.92.239	See table		2	
	18	669.1.003.1A	Split rings		4	
	19	0723.92.239	See table		2	
	20	764.1.009.1A	Valve seal		1	
	21	211.1.015.2A	Exhaust valve		1	
	22	210.1.015.2A	Intake valve		1	
	23	420.2.000.7A	Gasket		1	
	24	779.1.133.1A	Screw		1	
	25	0675.49.540	Spacer		1	
	26	60N102511	Screw		1	
	27	829.1.358.1A	Holder		1	

CATALOGUE No:

ISSUED:

915.1.146.1A

10 - 01

DRAWING

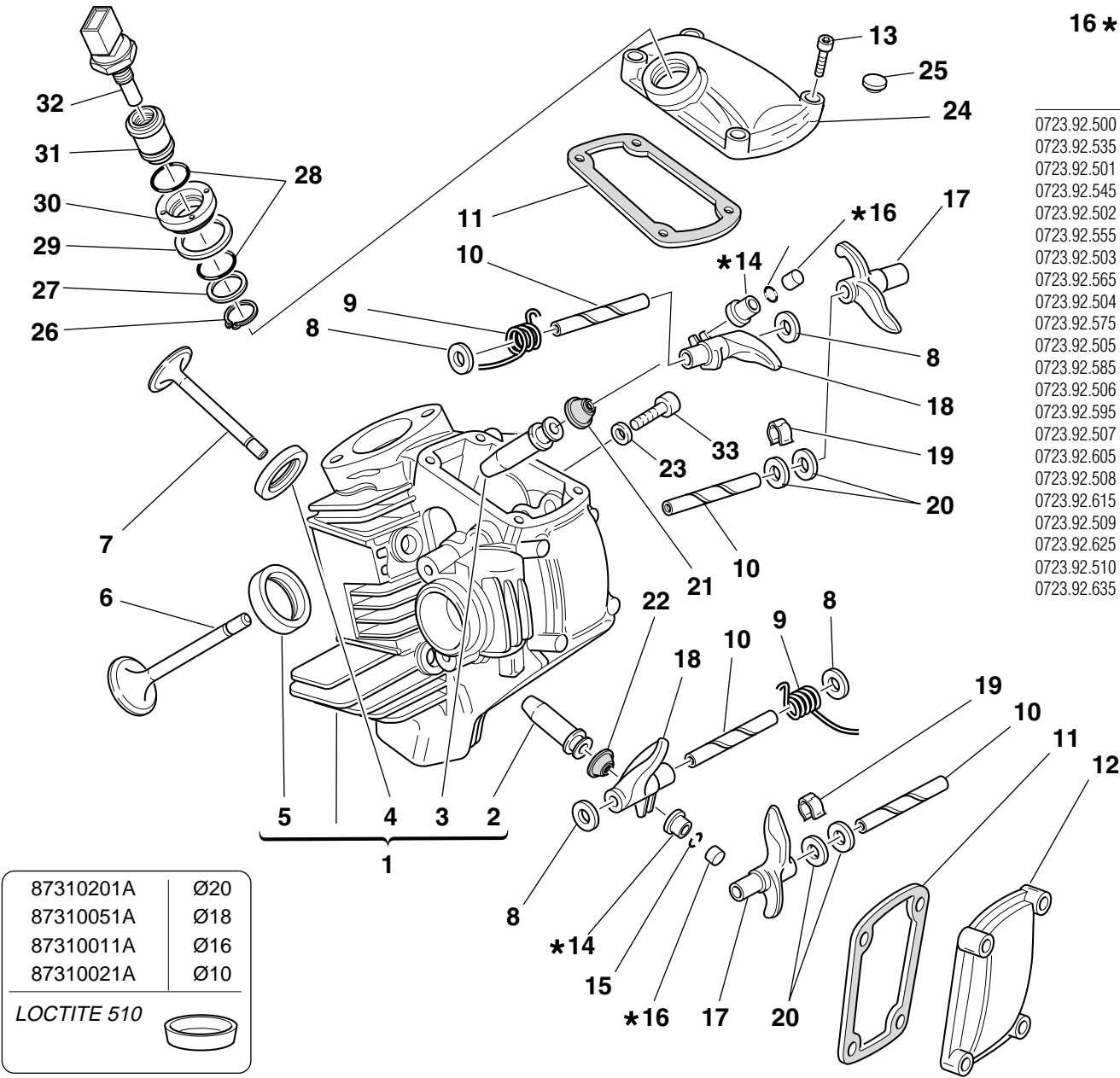
015

HORIZONTAL HEAD

14 ★

Scodellino ritorno
Return cap
Coupelle retour
Einstellhülse

0727.92.050		0727.92.171	7,15
0727.92.150	5,05	0727.92.072	7,2
0727.92.051	5,10	0727.92.172	7,25
0727.92.151	5,15	0727.92.073	7,30
0727.92.052	5,2	0727.92.173	7,35
0727.92.152	5,25	0727.92.074	7,4
0727.92.053	5,30	0727.92.174	7,45
0727.92.153	5,35	0727.92.075	7,50
0727.92.054	5,4	0727.92.175	7,55
0727.92.154	5,45	0727.92.076	7,6
0727.92.055	5,50	0727.92.176	7,65
0727.92.155	5,55	0727.92.077	7,70
0727.92.056	5,6	0727.92.177	7,75
0727.92.156	5,65	0727.92.078	7,8
0727.92.057	5,70	0727.92.178	7,85
0727.92.157	5,75	0727.92.079	7,90
0727.92.058	5,8	0727.92.179	7,95
0727.92.158	5,85	0727.92.080	
0727.92.059	5,90	0727.92.180	8,05
0727.92.159	5,95	0727.92.081	8,10
0727.92.060		0727.92.181	8,15
0727.92.160	6,05	0727.92.082	8,2
0727.92.061	6,10	0727.92.182	8,25
0727.92.161	6,15	0727.92.083	8,3
0727.92.062	6,2	0727.92.183	8,35
0727.92.162	6,25	0727.92.084	8,4
0727.92.063	6,30	0727.92.184	8,45
0727.92.163	6,35	0727.92.085	8,5
0727.92.064	6,4	0727.92.185	8,55
0727.92.164	6,45	0727.92.086	8,6
0727.92.065	6,50	0727.92.186	8,65
0727.92.165	6,55	0727.92.087	8,7
0727.92.066	6,6	0727.92.187	8,75
0727.92.166	6,65	0727.92.088	8,8
0727.92.067	6,70	0727.92.188	8,85
0727.92.167	6,75	0727.92.089	8,9
0727.92.068	6,8	0727.92.189	8,95
0727.92.168	6,85	0727.92.090	
0727.92.069	6,90	0727.92.092	9,2
0727.92.169	6,95	0727.92.094	9,4
0727.92.070		0727.92.096	9,6
0727.92.170	7,05		
0727.92.071	7,10		



16 ★

Registro bilanciare
Adjustment

Ventilkäppchen

0723.92.500		0723.92.511	3,1
0723.92.535	2,05	0723.92.645	3,15
0723.92.501	2,1	0723.92.512	3,2
0723.92.545	2,15	0723.92.655	3,25
0723.92.502	2,2	0723.92.513	3,3
0723.92.555	2,25	0723.92.675	3,35
0723.92.503	2,3	0723.92.514	3,4
0723.92.565	2,35	0723.92.685	3,45
0723.92.504	2,4	0723.92.515	3,5
0723.92.575	2,45	0723.92.695	3,55
0723.92.505	2,5	0723.92.516	3,6
0723.92.585	2,55	0723.92.705	3,65
0723.92.506	2,6	0723.92.517	3,7
0723.92.595	2,65	0723.92.715	3,75
0723.92.507	2,7	0723.92.518	3,8
0723.92.605	2,75	0723.92.725	3,85
0723.92.508	2,8	0723.92.519	3,9
0723.92.615	2,85	0723.92.735	3,95
0723.92.509	2,9	0723.92.520	
0723.92.625	2,95	0723.92.745	4,05
0723.92.510		0723.92.521	4,1
0723.92.635	3,05	0723.92.531	4,15
		0723.92.522	4,2
		0723.92.533	4,25
		0723.92.523	4,3
		0723.92.534	4,35
		0723.92.524	4,4
		0723.92.537	4,45
		0723.92.525	4,5
		0723.92.538	4,55
		0723.92.526	4,6
		0723.92.539	4,65
		0723.92.527	4,7
		0723.92.540	4,75
		0723.92.528	4,8
		0723.92.541	4,85
		0723.92.529	4,9
		0723.92.542	4,95
		0723.92.530	
		0723.92.543	5,05
		0723.92.544	5,1
		0723.92.546	5,15
		0723.92.547	5,2
		0723.92.548	5,25
		0723.92.549	5,3

DRAWING

015

HORIZONTAL HEAD


NOTES	NO.	CODE NO.	DESCRIPTION	VALIDITY	Q.TY	
	1	301.2.104.1A	Complete horizontal head		1	
	2	303.2.004.1C	Exhaust valve bronze guide		1	
	2	303.2.004.1CB	Oversize valve guide 0.03		1	
	2	303.2.004.1CC	Oversize valve guide 0.06		1	
	2	303.2.004.1CD	Oversize valve guide 0.09		1	
	3	303.1.003.1A	Intake valve cast iron guide		1	
	3	303.1.003.1AB	Oversize valve guide 0.03		1	
	3	303.1.003.1AC	Oversize valve guide 0.06		1	
	3	303.1.003.1AD	Oversize valve guide 0.09		1	
	4	304.1.022.1A	Exhaust valve seat		1	
	4	304.1.022.1AB	Oversize exhaust valve seat 0.03		1	
	4	304.1.022.1AC	Oversize exhaust valve seat 0.06		1	
	5	304.1.021.1A	Intake valve seat		1	
	5	304.1.021.1AB	Oversize intake valve seat 0.03		1	
	5	304.1.021.1AC	Oversize intake valve seat 0.06		1	
	6	210.1.015.2A	Intake valve		1	
	7	211.1.015.2A	Exhaust valve		1	
	8	0619.92.180	Shim th. 0.3		6	
	8	0670.92.190	Shim th. 2		4	
	8	0765.92.185	Shim th. 1		2	
	8	0765.92.190	Shim th. 0.5		4	
	8	0765.92.195	Shim th. 0.1		1	
	8	0765.92.205	Shim th. 0.2		8	
	9	799.1.061.1A	Closing rocker spring		2	
	10	821.1.115.1A	Rocker shaft		4	
	11	788.1.032.2A	Valve cover gasket		2	
	12	240.1.010.1AB	Valve cover		1	

CATALOGUE No:

ISSUED:

915.1.146.1A

10 - 01

NOTES	NO.	CODE NO.	DESCRIPTION	VALIDITY	Q.TY	
	13	60N102509	Screw		8	
	14	0727.92.239	See table		2	
	15	669.1.003.1A	Split rings		4	
	16	0723.92.239	See table		2	
	17	208.1.012.4A	Opening rocker		2	
	18	209.1.012.4A	Closing rocker		2	
	19	0375.92.210	Spring		2	
	20	0647.70.010	Shim		4	
	21	764.1.009.1A	Valve seal		1	
	22	764.1.013.1A	Valve seal		1	
	23	420.2.000.7A	Gasket		1	
	24	240.1.028.1A	Intake valve cover		1	
	25	300160	Rubber cap		2	
	26	73500.1747	Snap ring		1	
	27	713.1.137.1A	Spacer		1	
	28	886.4.028.1A	O-Ring		2	
	29	787.1.008.1A	Aluminium gasket		1	
	30	703.1.019.1A	Ring nut		1	
	31	829.1.235.1A	Holder sensor		1	
	32	552.4.013.1A	Sensor		1	
	33	779.1.133.1A	Screw		1	

CATALOGUE No:

ISSUED:

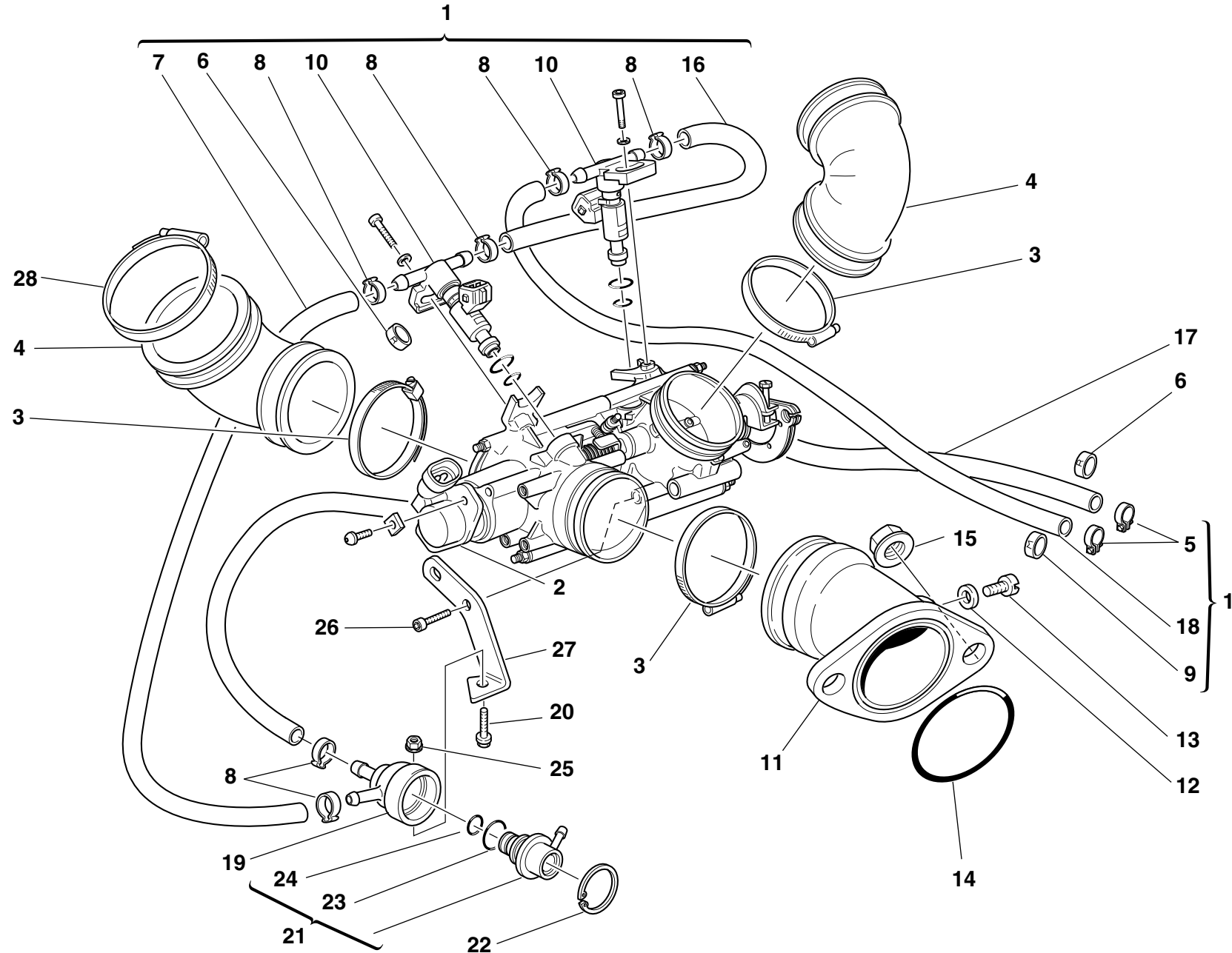
915.1.146.1A

10 - 01

DRAWING

016


INLET DICT



DRAWING

016

INLET DICT


NOTES	NO.	CODE NO.	DESCRIPTION	VALIDITY	Q.TY	
	1	282.4.033.1A	Feed unit assembly		1	
	2	284.4.002.1A	Potentiometer		1	
	3	741.4.042.1A	Clamp		4	
	4	801.1.027.1A	Hose		2	
	5	741.4.004.1A	Clamp		2	
	6	741.4.041.1A	Clamp "R"		1	
	7	590.1.154.1A	Tube		1	
	8	287.4.024.1B	Clamp		6	
	9	741.4.040.1A	Clamp "M"		1	
	10	280.4.007.1A	Injector		2	
	11	140.2.014.1A	Intake duct		2	
	12	0250.70.223	Aluminium gasket		2	
	13	776.5.032.2A	Screw		2	
	14	463.2.022.1A	O-ring		2	
	15	748.4.034.1A	Nut		4	
	16	590.1.104.1A	Tube		1	
	17	590.1.162.1A	Tube		1	
	18	590.1.084.1A	Tube		1	
	19	830.1.091.2A	Holder		1	
	20	0000.62729	Screw		1	
	21	283.4.003.1A	Pressure regulator		1	
	22	73503.3449	Circlip		1	
	23	886.4.022.1A	O-ring		1	
	24	886.4.021.1A	O-ring		1	
	25	0335.03.465	El-stop nut		1	
	26	70620.5212	Screw		2	
	27	827.1.241.1A	Regulator bracket		1	

CATALOGUE No:

ISSUED:

915.1.146.1A

10 - 01

NOTES	NO.	CODE NO.	DESCRIPTION	VALIDITY	Q.TY	
	28	741.4.067.1A	Clamp		2	

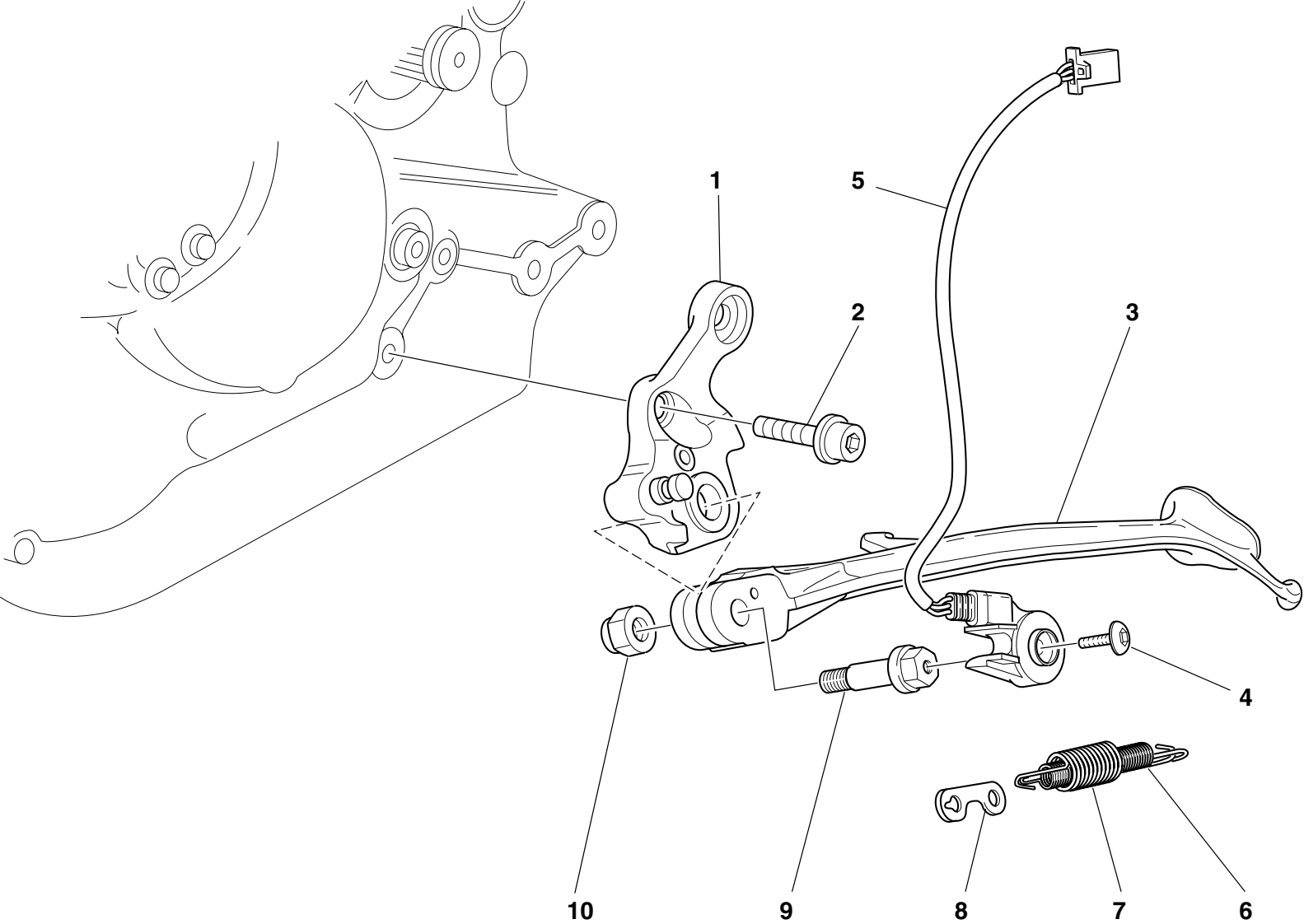
CATALOGUE No:

ISSUED:

915.1.146.1A

10 - 01


DRAWING **017** STANDS



DRAWING

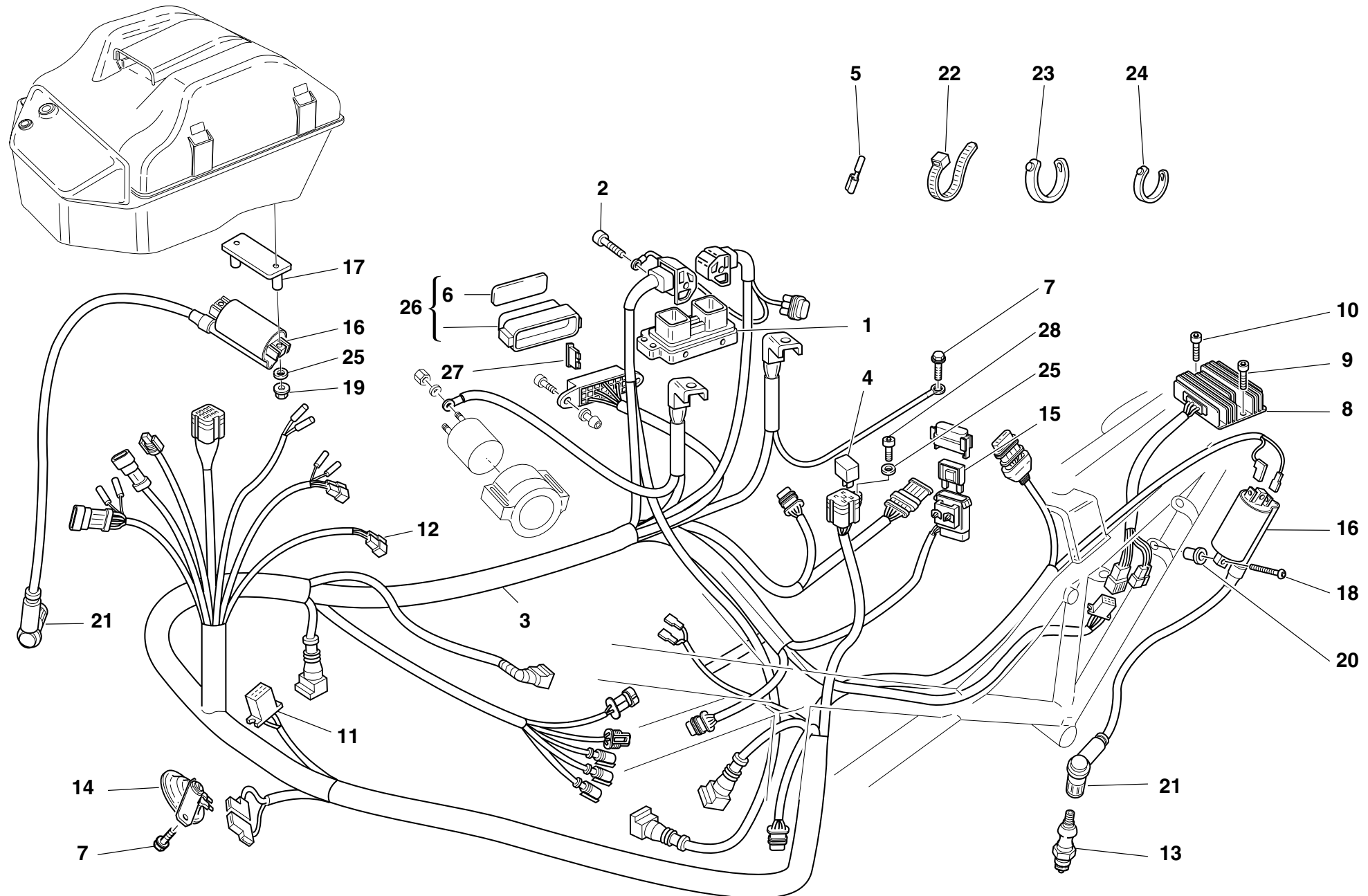
017

STANDS

NOTES	NO.	CODE NO.	DESCRIPTION	VALIDITY	Q.TY	
	1	556.2.027.1A	Side stand		1	
	2	771.5.754.2B	Screw		1	
	3	556.1.024.1A	Side stand		1	
	4	779.4.005.1A	Screw		1	
	5	539.1.023.1A	Switch		1	
	6	799.1.089.1A	Spring		1	
	7	799.1.088.1A	Outer spring		1	
	8	827.1.139.2B	Plate		1	
	9	556.1.018.1C	Pivot		1	
	10	749.4.045.2G	Nut		1	

NOTES	NO.	CODE NO.	DESCRIPTION	VALIDITY	Q.TY	
-------	-----	----------	-------------	----------	------	---


DRAWING 018 ELECTRIC SYSTEM



DRAWING

018

ELECTRIC SYSTEM


NOTES	NO.	CODE NO.	DESCRIPTION	VALIDITY	Q.TY	
	1	286.4.051.1A	Injection control unit		1	
	2	771.5.072.2B	Screw		2	
	3	510.1.180.1A	Electric wiring		1	
	4	541.4.003.1A	Relay		2	
	5	0000.66527	End section		4	
	6	433.1.252.1D	Sticker schema fusibili		1	
	7	772.5.008.1A	Screw		2	
	8	540.4.010.1A	Voltage rectifier		1	
	9	60N102509	Screw		1	
	10	771.5.073.2B	Screw		1	
	11	0000.56803	Connector		1	
	12	8000.66526	Connector		1	
	13	670.4.007.1A	Spark plug		2	
	14	516.4.003.1A	Horn (BLACK)		1	
	15	389.4.014.1A	Fuse 40A		1	
	16	380.4.004.1B	Coil		2	
	17	827.1.236.1A	Plate		1	
	18	775.1.013.1A	Screw		2	
	19	749.5.002.1A	El-stop nut		2	
	20	0000.63150	Insert		2	
	21	672.1.013.1A	Spare cap		2	
	22	741.1.012.1A	Clamp		3	
	23	0691.91.030	Clamp		37	
	24	741.4.038.1A	Clamp		7	
	25	734305N01	Washer		3	
	26	246.1.061.1A	Case cover		1	
	27	389.4.006.1A	Fuse 3A		1	

CATALOGUE No:

ISSUED:

915.1.146.1A

10 - 01

NOTES	NO.	CODE NO.	DESCRIPTION	VALIDITY	Q.TY	
	27	389.4.007.1A	Fuse 7.5A		1	
	27	389.4.008.1A	Fuse 15A		1	
	27	389.4.010.1A	Fuse 30A		1	
	27	389.4.013.1A	Fuse 20A		1	
	27	389.4.015.1A	Fuse 5A		1	
	27	389.4.016.1A	Fuse 10A		2	
	28	771.5.040.2B	Screw		1	

CATALOGUE No:

ISSUED:

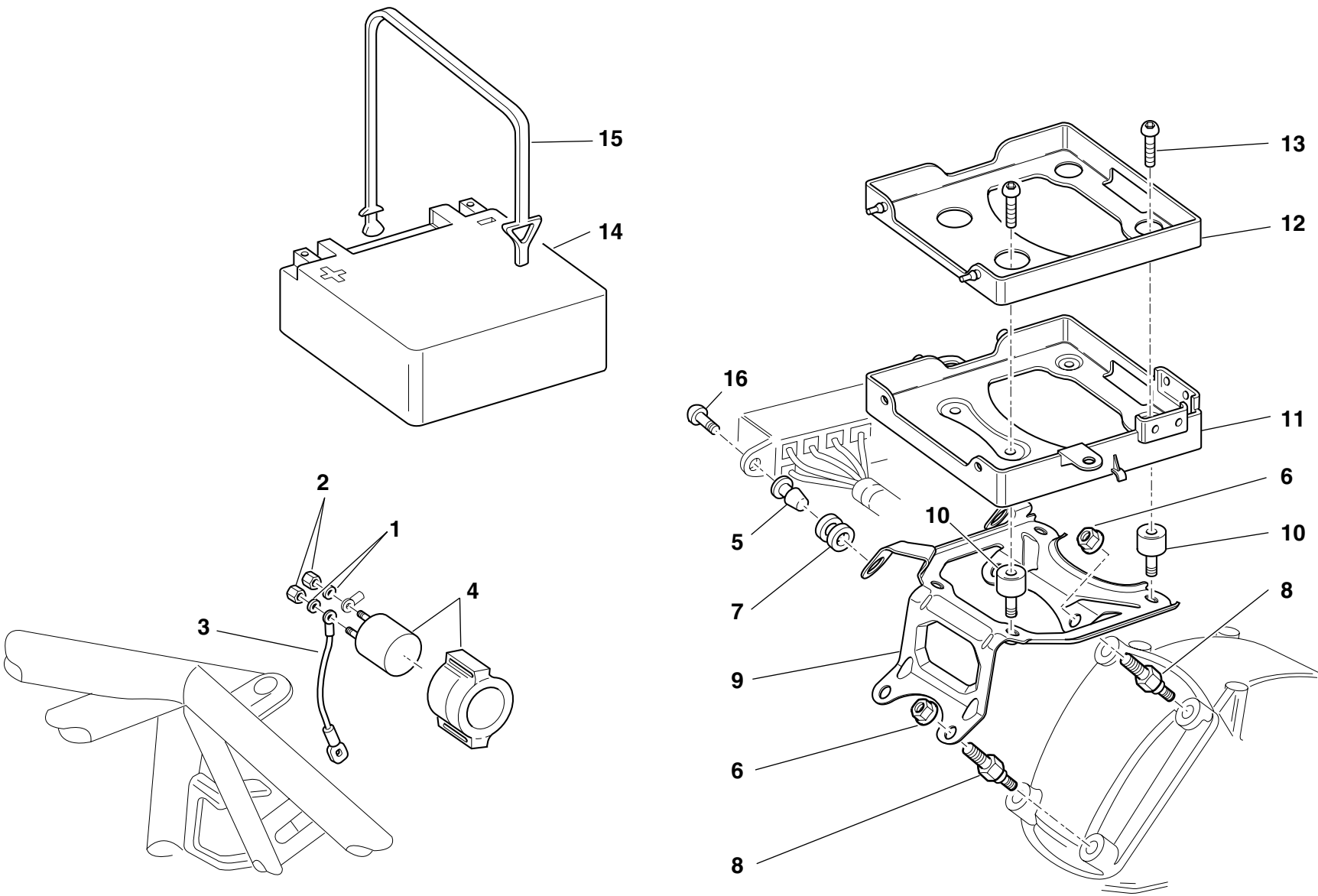
915.1.146.1A

10 - 01

DRAWING

019


BATTERY BOX MOUNT



DRAWING

019

BATTERY BOX MOUNT

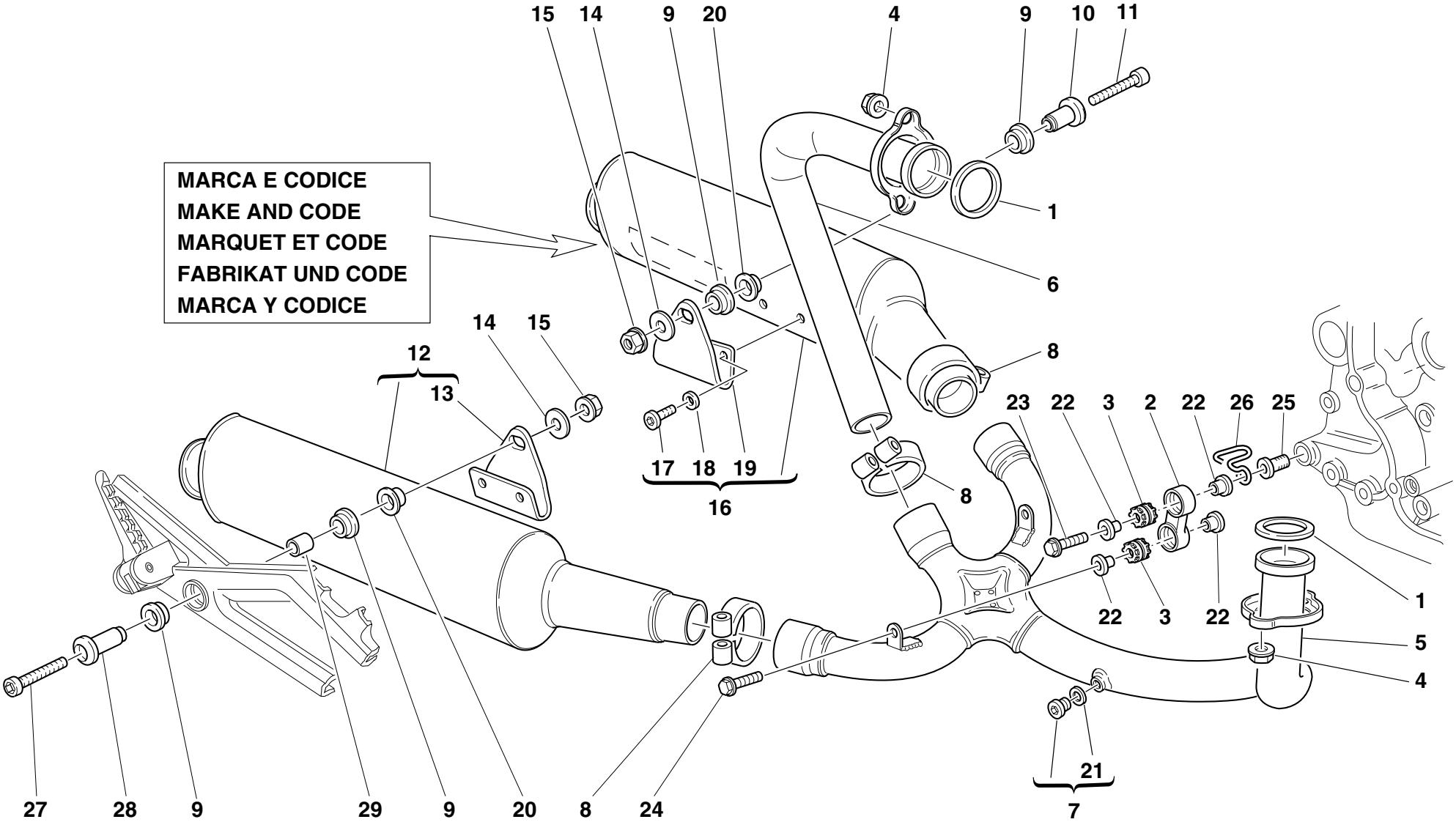
NOTES	NO.	CODE NO.	DESCRIPTION	VALIDITY	Q.TY	
	1	462.4.037.6A	Spring washer		2	
	2	417.9.050.6A	Nut		2	
	3	514.1.031.1A	Solenoid starter-starter motor cable		1	
	4	397.4.001.1B	Remote switch		1	
	5	821.1.054.1A	Pin		2	
	6	748.4.034.1A	Nut		4	
	7	764.1.029.1A	Rubber pad		2	
	8	779.1.239.1A	Special screw		4	
	9	830.1.228.1A	Bracket		1	
	10	700.1.031.1A	Vibration damper		4	
	11	829.1.283.1B	Battery box mount		1	
	12	829.1.285.1A	Battery carpet		1	
	13	0000.56525	Screw		4	
	14	395.4.013.1A	Battery		1	
	15	759.1.006.1A	Spring hook		1	
	16	779.1.088.1A	Screw		2	

NOTES	NO.	CODE NO.	DESCRIPTION	VALIDITY	Q.TY	
-------	-----	----------	-------------	----------	------	---

DRAWING

020


EXHAUST SYSTEM



DRAWING

020

EXHAUST SYSTEM


NOTES	NO.	CODE NO.	DESCRIPTION	VALIDITY	Q.TY	
	1	0370.84.005	Exhaust gasket		2	
	2	80A0.62649	Holder		2	
	3	764.1.024.1A	Vibration damper pad		4	
	4	748.4.033.1A	Nut		4	
	5	570.1.065.1A	Horizontal head exhaust pipe		1	
	6	571.1.065.1A	Vertical head exhaust pipe		1	
	7	780.1.007.1A	Cap		2	
	8	741.1.028.1A	Clamp		3	
	9	764.1.001.1A	Rubber pad		4	
	10	716.1.055.1A	Spacer		1	
	11	779.5.003.1A	Screw		1	
	12	573.1.050.2D	R.H. silencer		1	
	13	576.1.039.1A	R.H. bracket		1	
	14	0000.30326	Washer		2	
	15	729906FN1	Nut		2	
	16	574.1.050.2D	L.H. silencer		1	
	17	770.5.121.9E	Screw		4	
	18	852.5.004.1C	Washer		4	
	19	576.1.038.1A	L.H. bracket		1	
	20	711.1.090.1A	Bush		2	
	21	420.2.001.0A	Gasket th.1		2	
	22	713.1.082.1A	Spacer		8	
	23	0000.62729	Screw		2	
	24	0000.62730	Screw		2	
	25	779.1.247.1A	Screw		2	
	26	829.1.124.2A	Ring		1	
	27	779.5.018.1A	Screw		1	

CATALOGUE No:

ISSUED:

915.1.146.1A

10 - 01

NOTES	NO.	CODE NO.	DESCRIPTION	VALIDITY	Q.TY	
	28	711.1.090.1B	Bush		1	
	29	852.1.118.1A	Washer		1	

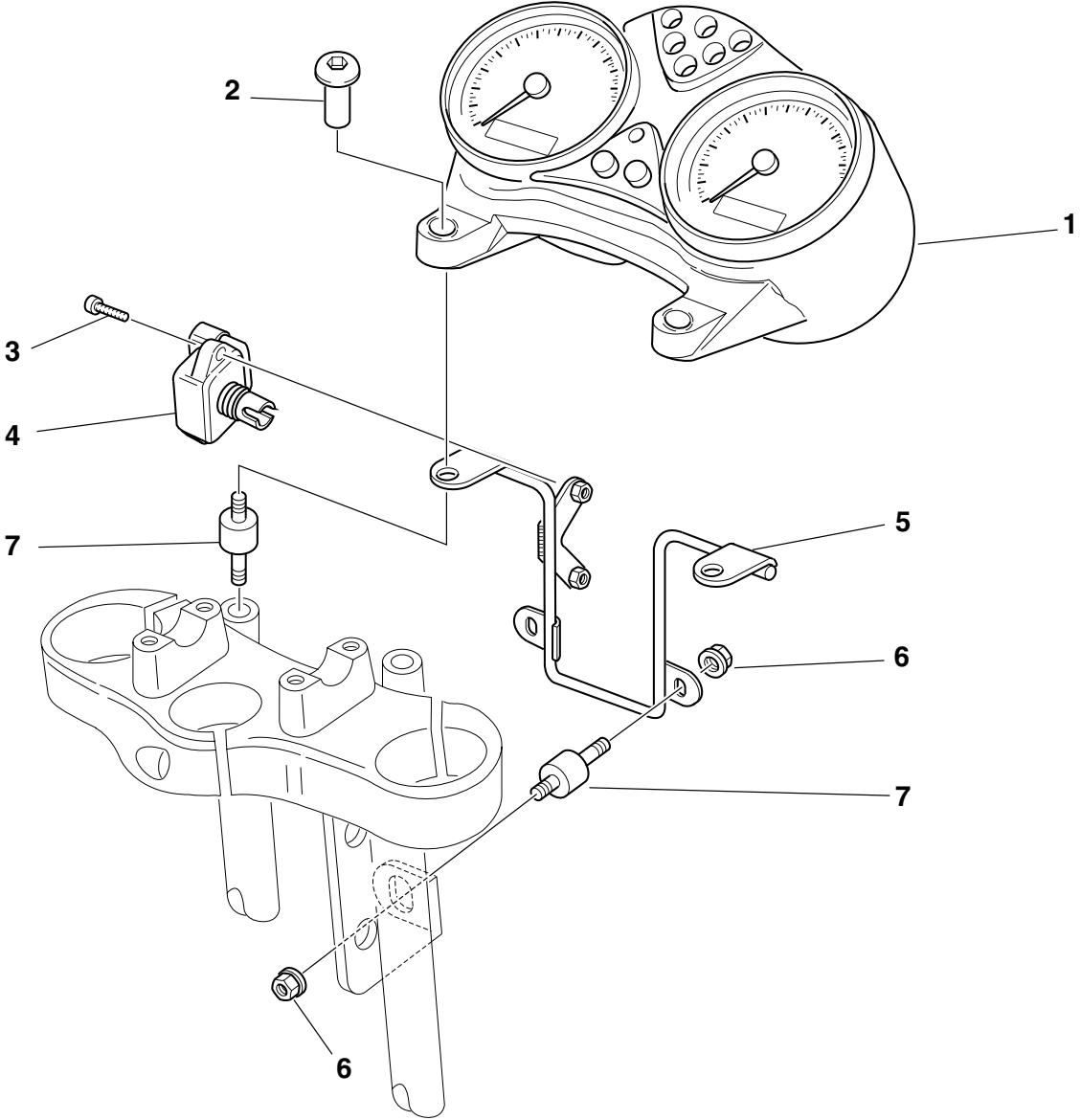
CATALOGUE No:

ISSUED:

915.1.146.1A

10 - 01


DRAWING **021** INSTRUMENT PANEL



DRAWING

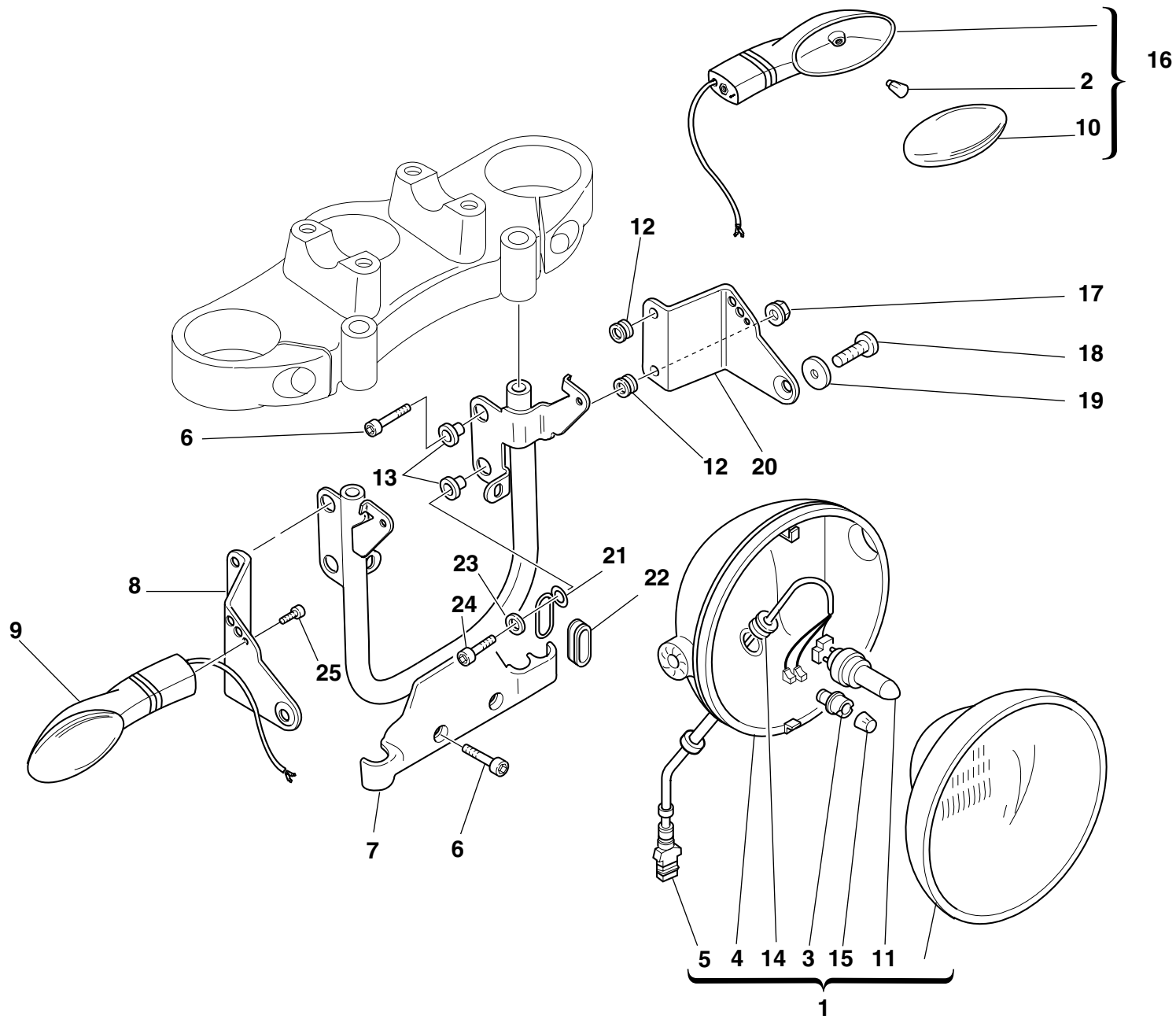
021

INSTRUMENT PANEL

NOTES	NO.	CODE NO.	DESCRIPTION	VALIDITY	Q.TY	
	1	406.1.016.1C	Complete instrument panel (speedometer - miles)		1	
	2	779.1.214.1B	Special screw		2	
	3	72276.1035	Screw		2	
	4	552.4.031.1A	Sensor		1	
	5	470.1.062.1A	Frame		1	
	6	748.4.026.1B	Nut		4	
	7	700.1.038.1A	Vibration damper pad		4	

NOTES	NO.	CODE NO.	DESCRIPTION	VALIDITY	Q.TY	
-------	-----	----------	-------------	----------	------	---


DRAWING 022 FRONT HEAD-LIGHT



DRAWING

022

FRONT HEAD-LIGHT

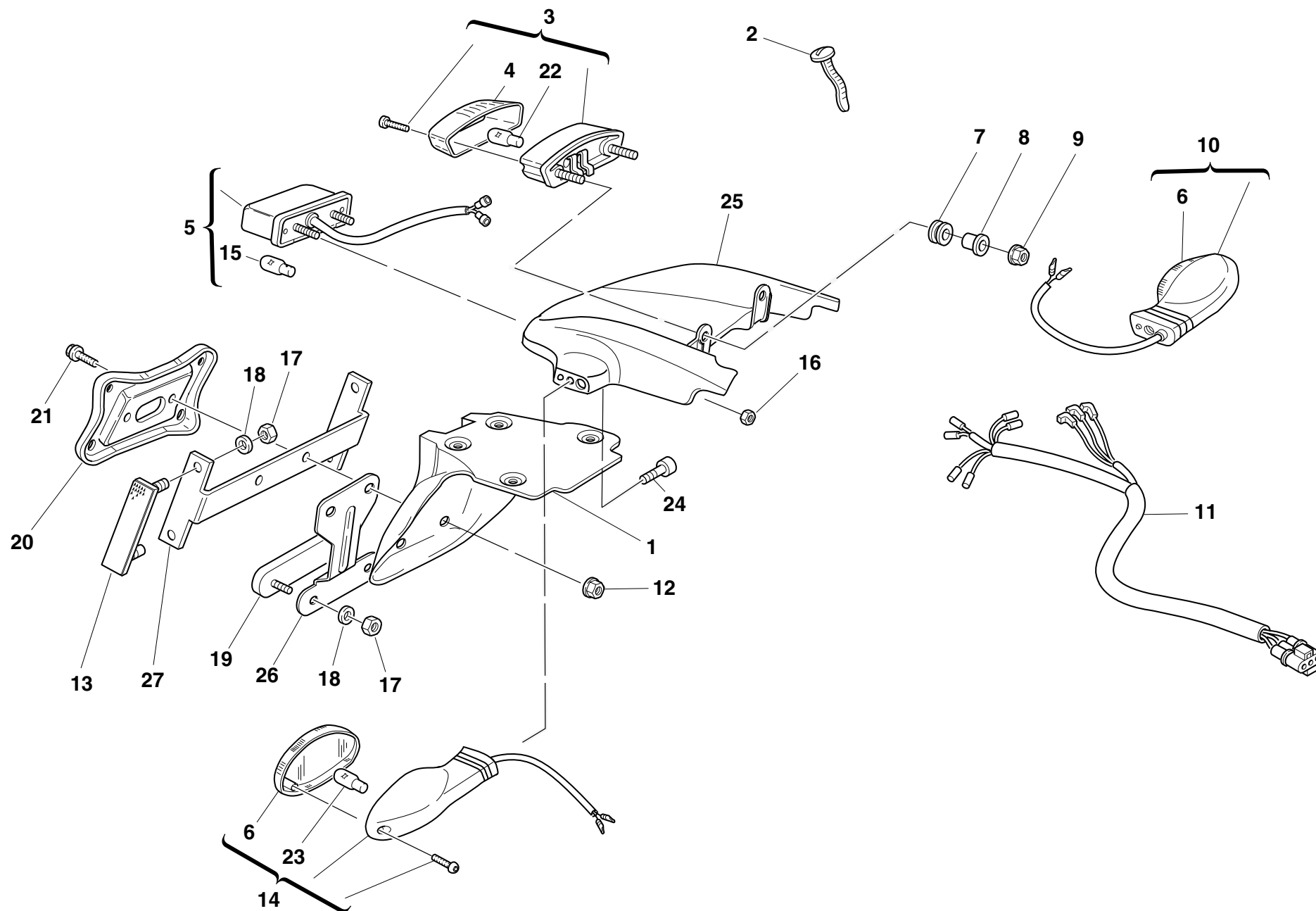
NOTES	NO.	CODE NO.	DESCRIPTION	VALIDITY	Q.TY	
	1	520.4.006.1C	Complete headlight		1	
	2	0000.36726	Bulb		2	
	3	521.4.005.1A	Lamp holder		1	
	4	723.1.003.1A	Cap		1	
	5	510.1.075.1A	Electric wiring		1	
	6	60N102509	Screw		5	
	7	829.1.099.1D	Headlight holder		1	
	8	830.1.194.1A	R.H. bracket		1	
	9	530.4.007.2A	Turn indicator		1	
	10	532.4.004.1A	Cup		2	
	11	0796.38.305	Bulb 55/60W		1	
	12	8000.18048	Rubber pad		4	
	13	716.1.022.1A	Spacer		4	
	14	758.1.014.1A	Fairlead		1	
	15	0659.38.226	Bulb 4W		1	
	16	530.4.008.2A	Turn indicator		1	
	17	750.5.001.1A	Nut		4	
	18	707008N01	Screw		2	
	19	841.1.017.1A	Retainer		2	
	20	830.1.195.1A	L.H. bracket		1	
	21	881.1.023.1A	Ring		1	
	22	0797.41.090	Fairlead rubber ring		1	
	23	734306N01	Washer		1	
	24	60N102510	Screw		1	
	25	60N107335	Screw		2	

NOTES	NO.	CODE NO.	DESCRIPTION	VALIDITY	Q.TY	
-------	-----	----------	-------------	----------	------	---

DRAWING

023


PLATE HOLDER - REAR LIGHT



DRAWING

023

PLATE HOLDER - REAR LIGHT

NOTES	NO.	CODE NO.	DESCRIPTION	VALIDITY	Q.TY	
	1	561.1.018.1A	Number plate holder		1	
	2	0691.91.030	Clamp		1	
	3	525.4.007.2A	Tail lamp		1	
	4	526.4.003.1A	Cup		1	
	5	525.1.004.2A	Tail lamp		1	
	6	532.4.004.1A	Cup		2	
	7	0797.72.068	Vibration damper pad		2	
	8	0000.44099	Spacer		2	
	9	750.5.001.1A	Nut		2	
	10	530.4.010.2A	Turn indicator		1	
	11	510.1.076.1B	Electric wiring		1	
	12	0000.44240	Nut		2	
	13	529.1.006.1A	Cat's eye		2	
	14	530.4.009.2A	Turn indicator		1	
	15	0000.36230	Bulb		1	
	16	8000.56443	Nut		2	
	17	749.5.001.1A	Nut		6	
	18	852.5.001.1A	Washer		6	
	19	529.1.009.1A	Cat's eye		1	
	20	561.1.019.1A	Plate		1	
	21	0000.62729	Screw		2	
	22	390.4.003.1A	Two-light bulb 12V 5/21W		1	
	23	0000.36726	Bulb		2	
	24	60N107335	Screw		2	
	25	565.1.026.1A	Protection		1	
	26	827.1.191.2A	Plate		1	
	27	829.1.136.1A	Holder		1	

CATALOGUE No:

ISSUED:

915.1.146.1A

10 - 01

NOTES	NO.	CODE NO.	DESCRIPTION	VALIDITY	Q.TY	
-------	-----	----------	-------------	----------	------	---

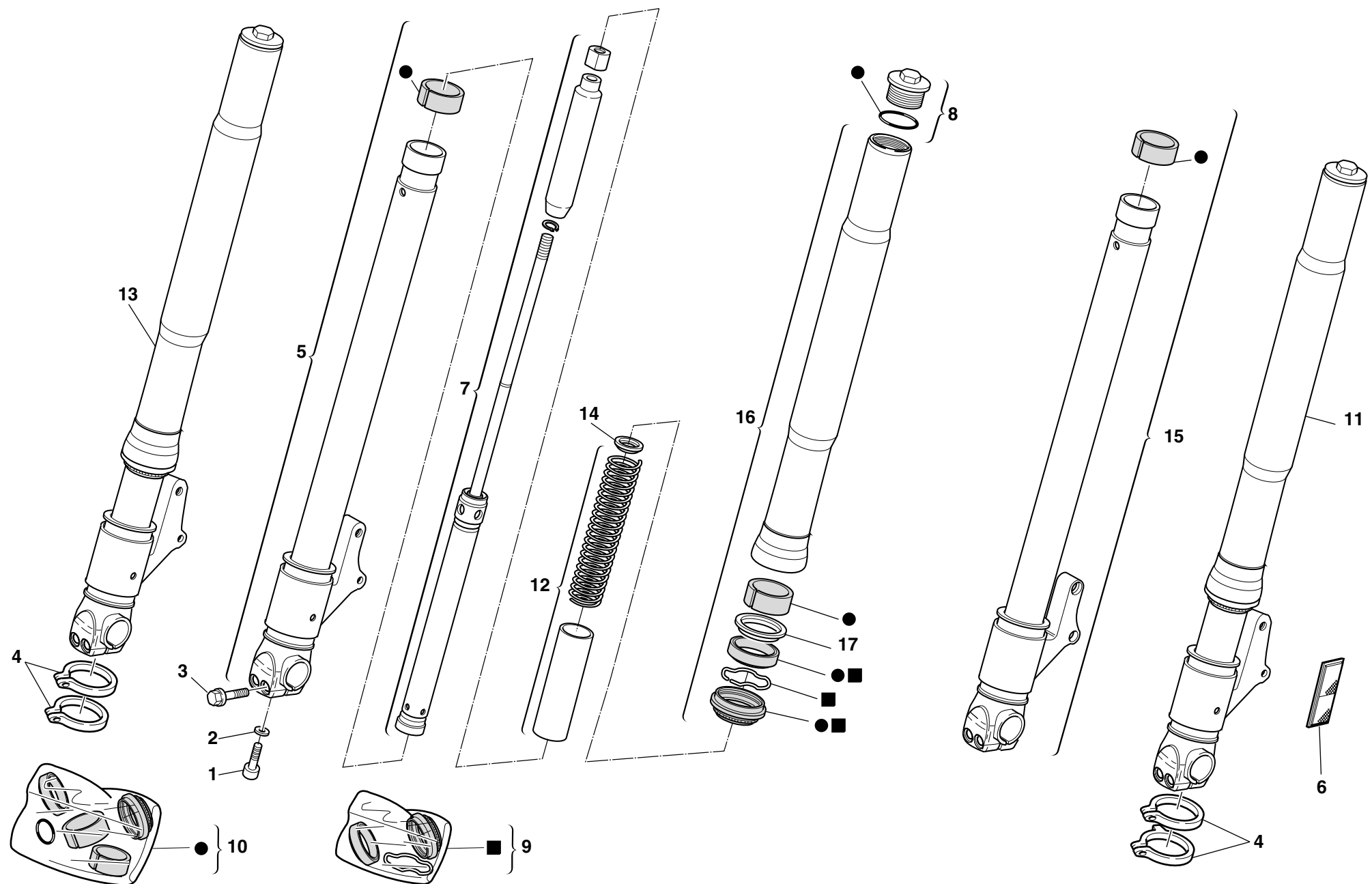
CATALOGUE No:

ISSUED:

915.1.146.1A

10 - 01


DRAWING 024 FRONT FORK



DRAWING

024

FRONT FORK

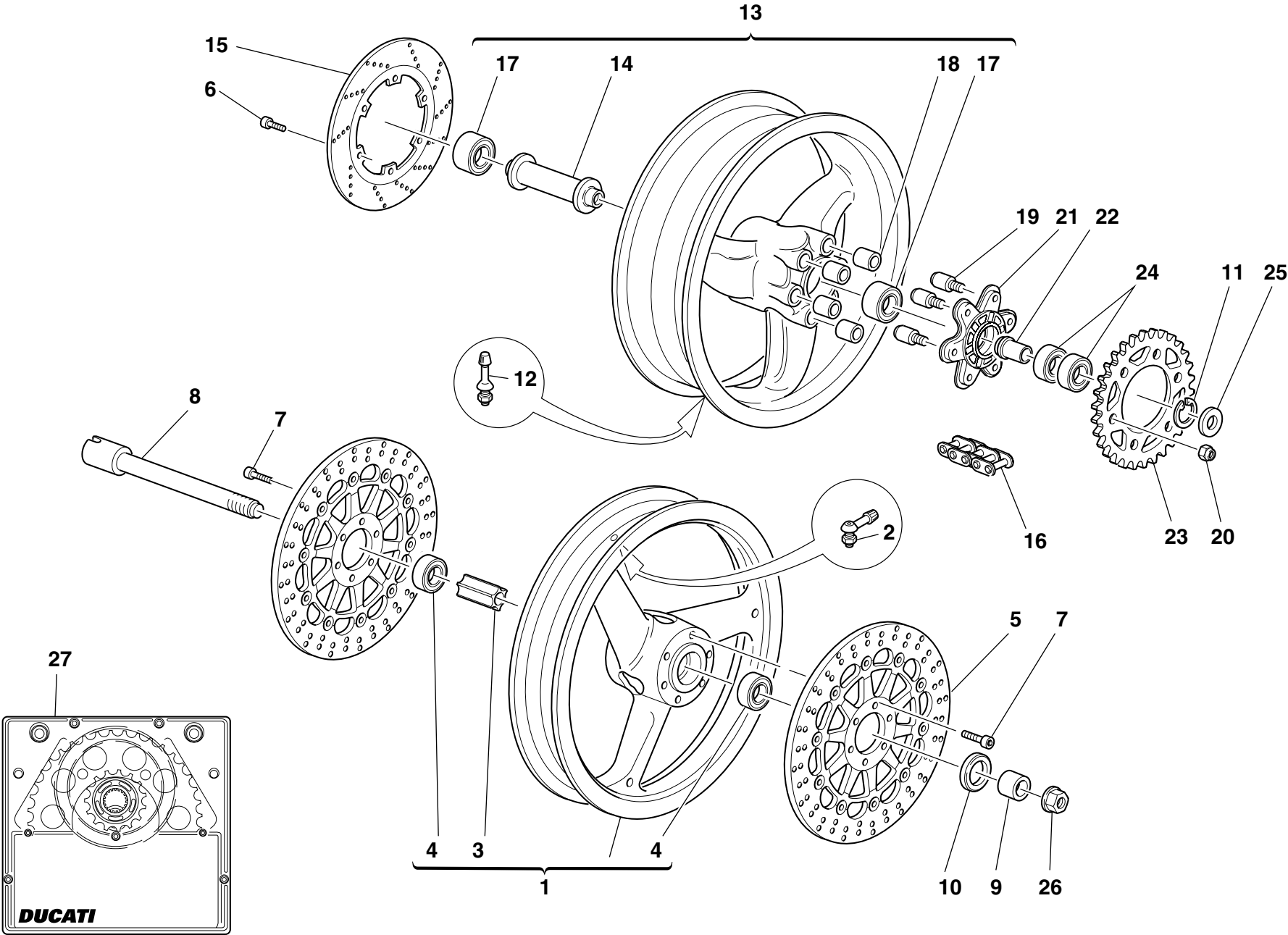
NOTES	NO.	CODE NO.	DESCRIPTION	VALIDITY	Q.TY	
	1	7150.22.594	Screw		2	
	2	856.1.057.1A	Washer		2	
	3	8A00.69056	Screw		4	
	4	8000.70127	Clamp		4	
	5	350.1.015.1A	Complete R.H. slider		1	
	6	529.1.001.1A	Cat's eye		2	
	7	348.2.012.1A	Complete pumping element		2	
	8	349.2.019.1A	Complete cap		2	
	9	349.2.021.1A	Seat kit		1	
	10	349.2.020.1A	Overhaul kit		1	
	11	345.2.010.1A	L.H. fork leg assembly		1	
	12	347.2.004.1A	Spring kit		2	
	13	344.2.010.1A	R.H. fork leg assembly		1	
	14	349.1.149.1A	Check ring		2	
	15	350.1.014.1A	Complete L.H. slider		1	
	16	349.1.157.1A	Stanchion tube		2	
	17	349.1.152.1A	Retainer		2	

NOTES	NO.	CODE NO.	DESCRIPTION	VALIDITY	Q.TY	
-------	-----	----------	-------------	----------	------	---

DRAWING

025


FRONT AND REAR WHEELS



DRAWING

025

FRONT AND REAR WHEELS

NOTES	NO.	CODE NO.	DESCRIPTION	VALIDITY	Q.TY	
	1	501.2.069.1AB	Front wheel rim		1	
	2	497.2.001.2A	Valve		1	
	3	714.1.028.1A	Inner spacer		1	
	4	75162.2566	Bearing		2	
	5	492.4.024.1A	Brake disc		2	
	6	770.5.123.2B	Screw		6	
	7	771.5.721.2B	Screw		12	
	8	819.1.017.1A	Front wheel spindle		1	
	9	714.1.045.1A	Spacer		1	
	10	0000.64471	Seal ring		1	
	11	884.5.008.1A	Circlip		1	
	12	0803.77.010	Valve		1	
	13	502.2.049.1A	Rear wheel rim		1	
	14	714.1.046.1A	Inner spacer		1	
	15	492.4.003.2A	Brake disc		1	
	16	676.4.032.1A	Chain		1	
	17	75162.3075	Bearing		2	
	18	700.1.005.1A	Vibration damper		6	
	19	821.1.039.1B	Pin		6	
	20	748.4.024.1A	Nut		6	
	21	160.1.049.1B	Rear sprocket flange		1	
	22	710.1.041.1C	Bush		1	
	23	494.1.050.3A	Ring gear z=46		1	
	24	75162.2566	Bearing		2	
	25	713.1.097.1C	Spacer		1	
	26	748.1.014.1B	Fork nut		1	
	27	676.2.040.1A	Final drive kit		1	

CATALOGUE No:

ISSUED:

915.1.146.1A

10 - 01

NOTES	NO.	CODE NO.	DESCRIPTION	VALIDITY	Q.TY	
-------	-----	----------	-------------	----------	------	---

CATALOGUE No:

ISSUED:

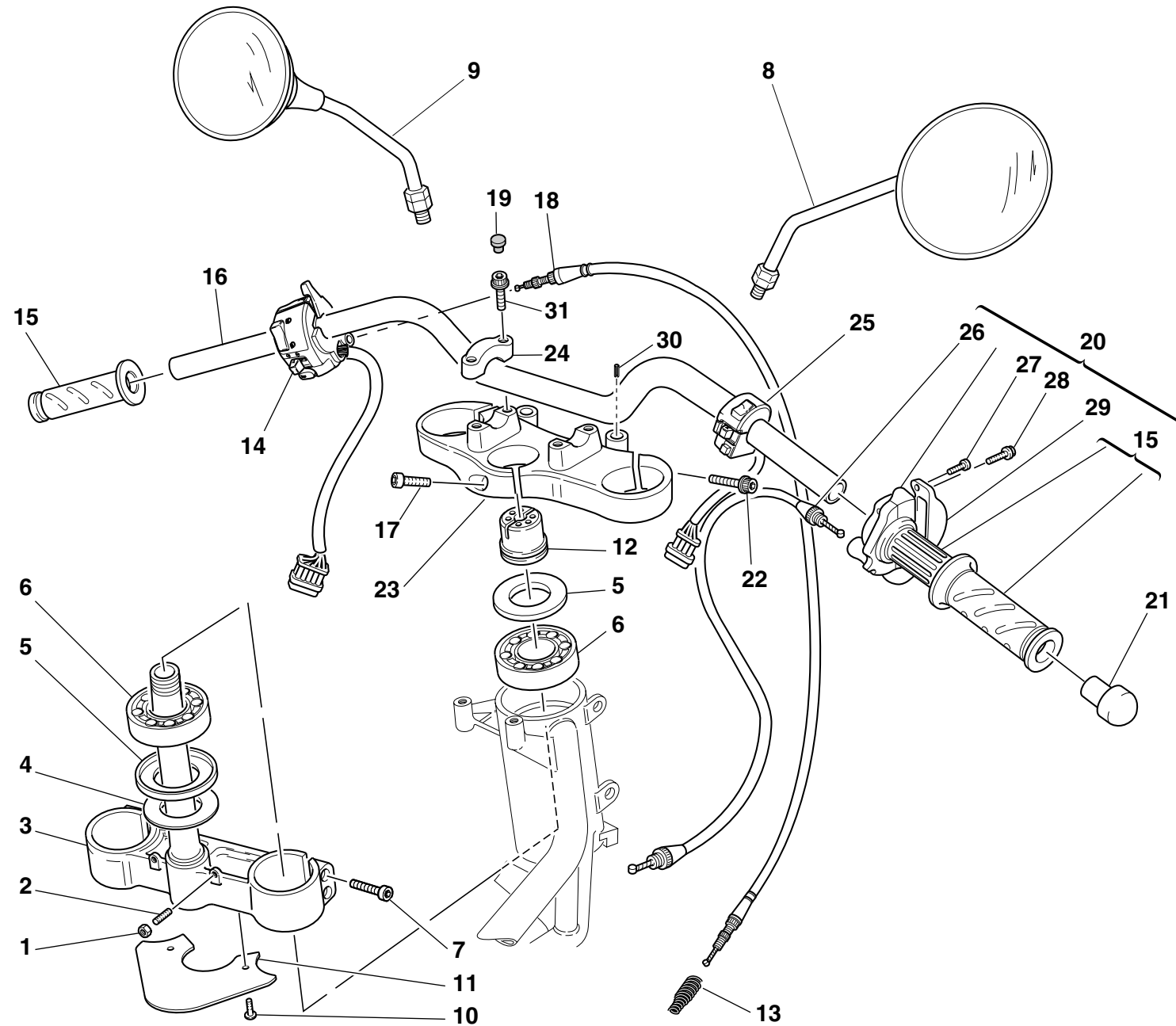
915.1.146.1A

10 - 01

DRAWING

026

HANDLEBAR AND CONTROLS



DRAWING

026

HANDLEBAR AND CONTROLS


NOTES	NO.	CODE NO.	DESCRIPTION	VALIDITY	Q.TY	
	1	417.9.030.8A	Nut		2	
	2	779.1.099.1A	Special screw		2	
	3	342.2.015.1C	Steering head base		1	
	4	852.1.103.1A	Washer		1	
	5	930.1.004.1A	Seal ring		2	
	6	702.4.004.1A	Bearing		2	
	7	60N102557	Screw		4	
	8	523.4.013.1A	R.H. rear-view mirror		1	
	9	523.4.012.1A	L.H. rear-view mirror		1	
	10	772.5.004.1A	Screw		2	
	11	460.1.076.2A	Mudflap		1	
	12	703.1.013.1A	Ring nut		1	
	13	799.1.058.1A	Starter control transmission return spring		1	
	14	651.4.011.1A	L.H. switch		1	
	15	8000.78345	Grips pair		1	
	16	360.1.035.1A	Handlebar		1	
	17	70700.8N01	Screw		1	
	18	657.1.015.1A	Flexible cable		1	
	19	0659.37.040	Cap		2	
	20	654.2.003.1A	Throttle control		1	
	21	872.1.028.1A	Cap		2	
	22	771.5.725.2B	Screw		2	
	23	341.1.030.1C	Steering head		1	
	24	360.1.033.1B	Bracket		2	
	25	650.4.008.1B	R.H. switch		1	
	26	656.1.036.1A	Throttle control transmission		1	
	27	8000.66774	Screw		2	

CATALOGUE No:

ISSUED:

915.1.146.1A

10 - 01

NOTES	NO.	CODE NO.	DESCRIPTION	VALIDITY	Q.TY	
	28	772.5.023.1A	Screw		2	
	29	658.4.002.1B	Cover		1	
	30	861.5.003.1A	Spring pin		2	
	31	779.5.012.1A	Screw		4	

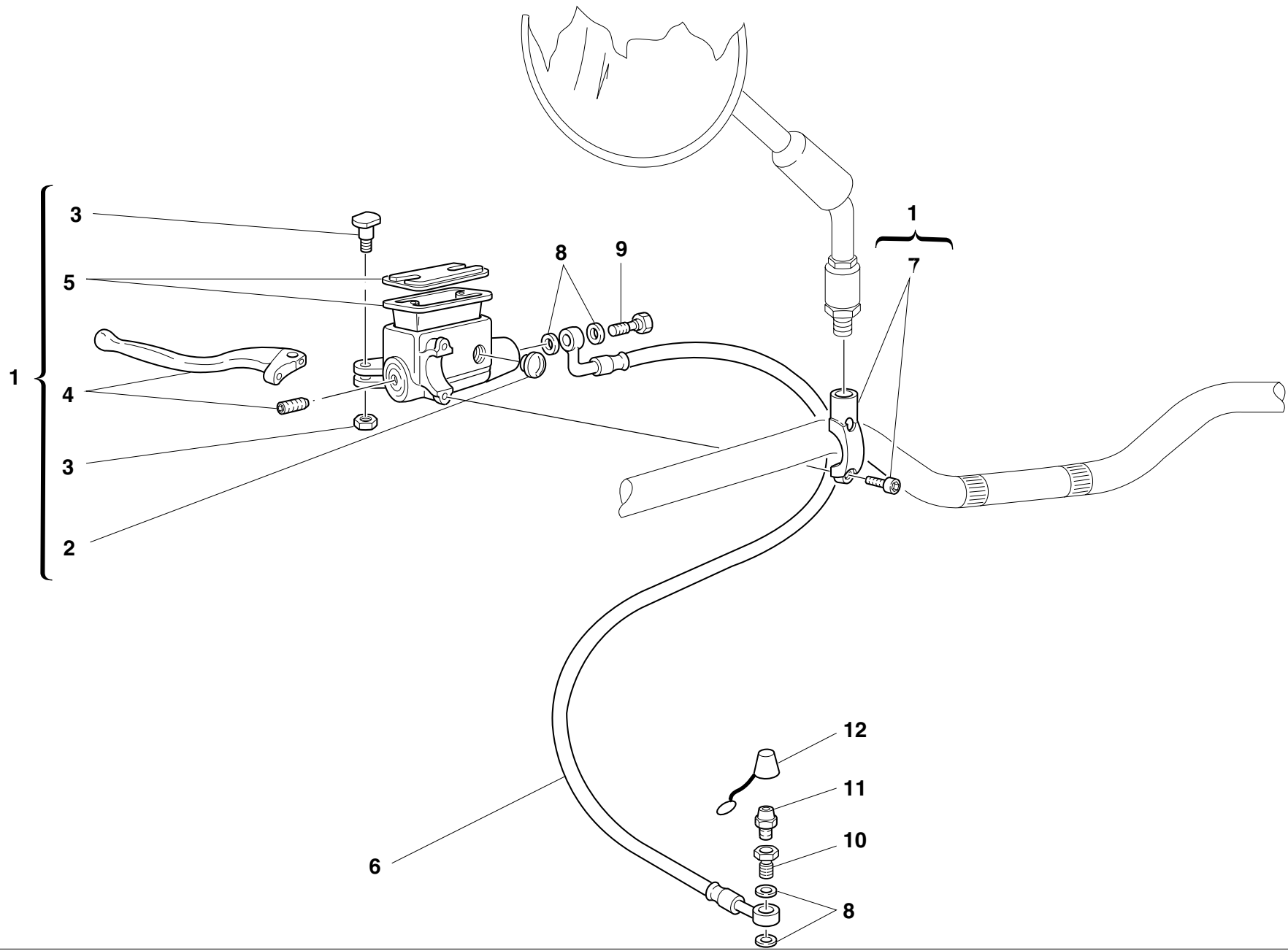
CATALOGUE No:

ISSUED:

915.1.146.1A

10 - 01


DRAWING **027** CLUTCH CONTROL



DRAWING

027

CLUTCH CONTROL

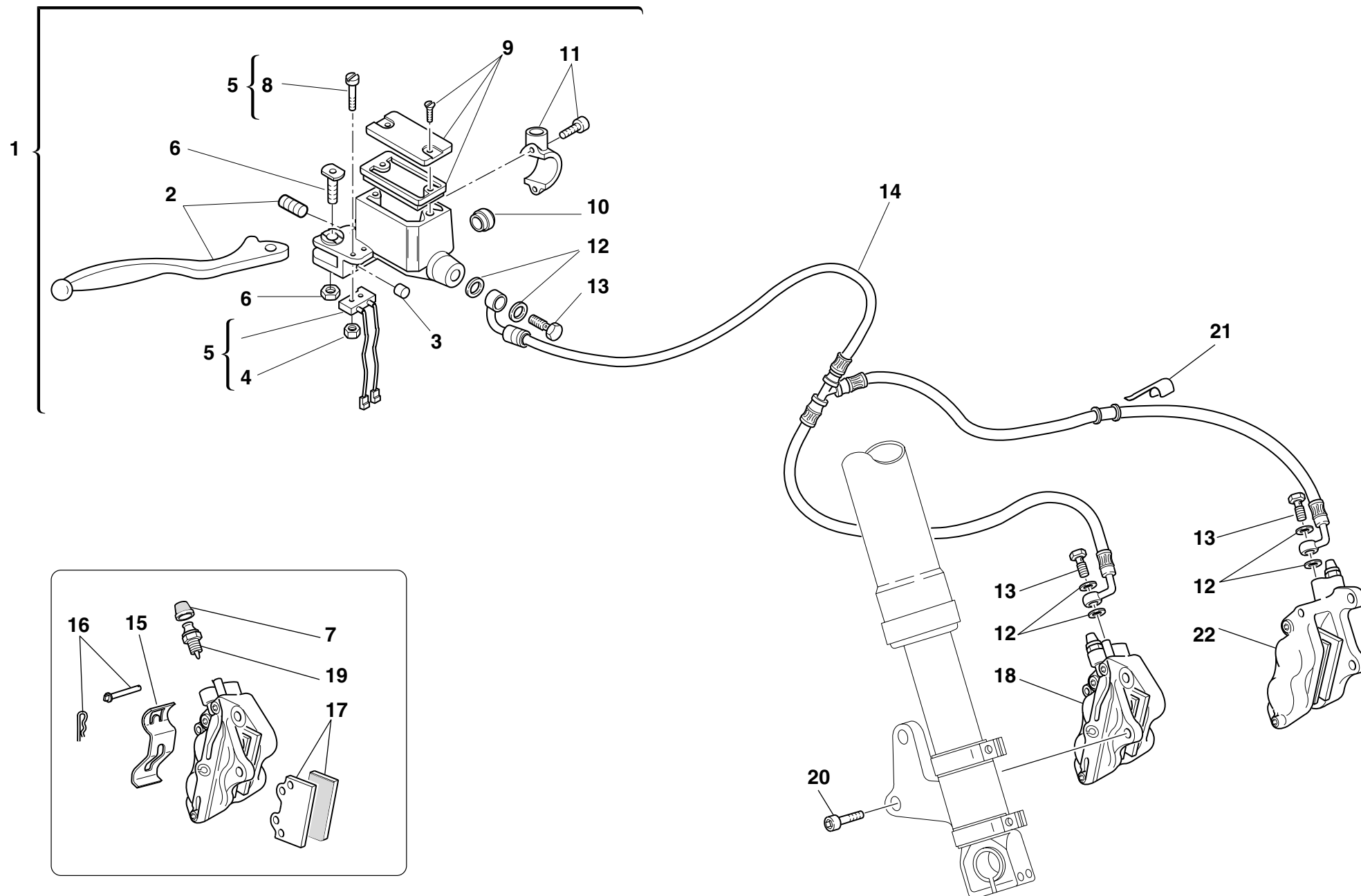
NOTES	NO.	CODE NO.	DESCRIPTION	VALIDITY	Q.TY	
	1	630.4.003.1A	Clutch drive pump		1	
	2	626.4.003.1A	Spare inspection window		1	
	3	0000.46664	Spare lever pin		1	
	4	626.1.002.1A	Lever with dowel		1	
	5	0000.46665	Spare cap		1	
	6	632.1.009.2L	Clutch control pipe (METAL PLAITED)		1	
	7	8000.47420	Spare bracket		1	
	8	420.2.001.0A	Gasket th.1		4	
	9	779.1.058.2A	Special screw		1	
	10	779.1.082.2A	Filler		1	
	11	0000.33552	Bleed		1	
	12	612.4.005.1A	Dust seal		1	

NOTES	NO.	CODE NO.	DESCRIPTION	VALIDITY	Q.TY	
-------	-----	----------	-------------	----------	------	---

DRAWING

028


FRONT BRAKE



DRAWING

028

FRONT BRAKE

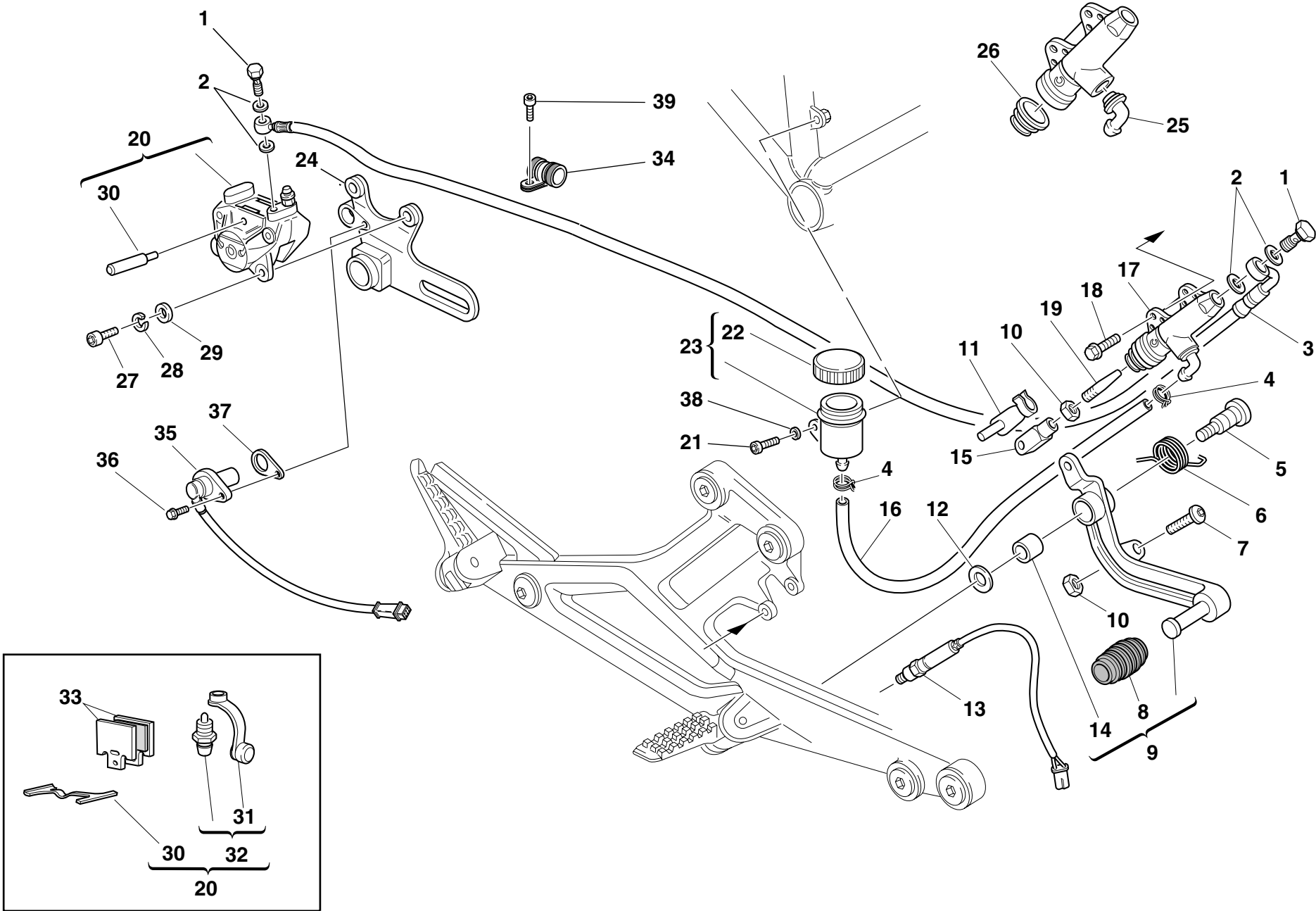
NOTES	NO.	CODE NO.	DESCRIPTION	VALIDITY	Q.TY	
	1	624.4.025.1A	Front brake pump		1	
	2	626.1.002.1A	Lever with dowel		1	
	3	195.4.002.1A	Rubber pad		1	
	4	72465.0214	Nut		2	
	5	539.4.004.1B	Microswitch		1	
	6	0000.46664	Spare lever pin		1	
	7	612.4.005.1A	Dust seal		1	
	8	776.5.307.2A	Screw		2	
	9	0000.46665	Spare cap		1	
	10	626.4.003.1A	Spare inspection window		1	
	11	8000.47420	Spare bracket		1	
	12	420.2.001.0A	Gasket th.1		6	
	13	779.1.058.2A	Special screw		3	
	14	618.4.039.1A	Caliper pump pipe (METAL PLAITED)		1	
	15	612.4.017.1A	Spring		1	
	16	612.4.014.1A	Spare pins and spring		2	
	17	613.4.020.1A	Pads pair		1	
	18	610.4.012.2B	R.H. brake caliper		1	
	19	631.4.004.1A	Spare bleed union		1	
	20	771.5.431.2B	Screw		4	
	21	829.1.141.1B	Fairlead		2	
	22	610.4.011.2B	L.H. brake caliper		1	

NOTES	NO.	CODE NO.	DESCRIPTION	VALIDITY	Q.TY	
-------	-----	----------	-------------	----------	------	---

DRAWING

029

REAR BRAKE



DRAWING

029

REAR BRAKE


NOTES	NO.	CODE NO.	DESCRIPTION	VALIDITY	Q.TY	
	1	779.1.058.1A	Special screw		2	
	2	420.2.001.0A	Gasket th.1		4	
	3	619.4.018.1A	Rear brake line		1	
	4	741.4.043.1A	Clamp		2	
	5	80A0.53548	Pin		1	
	6	799.1.044.1A	Spring		1	
	7	779.1.054.1AA	Special screw		1	
	8	765.1.001.1A	Rubber pad		1	
	9	457.2.007.1A	Brake control lever		1	
	10	417.9.030.6A	Nut		2	
	11	850.1.005.1A	Spring		1	
	12	0000.59485	Washer		1	
	13	539.4.003.1B	Switch		1	
	14	8000.59056	Bush		1	
	15	184.1.001.1A	Fork		1	
	16	877.1.071.1A	Tube		1	
	17	625.4.005.1AB	Rear brake pump		1	
	18	772.5.023.1A	Screw		2	
	19	8000.62586	Adjuster rod		1	
	20	611.4.002.4A	Rear brake caliper		1	
	21	707006N02	Screw		1	
	22	893.4.005.1A	Cap		1	
	23	585.4.001.1A	Complete oil tank		1	
	24	825.1.030.1A	Caliper holder plate		1	
	25	631.4.008.1A	Spare union		1	
	26	626.4.013.1A	Dust cover		1	
	27	771.5.124.2B	Screw		2	

CATALOGUE No:

ISSUED:

915.1.146.1A

10 - 01

NOTES	NO.	CODE NO.	DESCRIPTION	VALIDITY	Q.TY	
	28	734008N01	Spring washer		2	
	29	0670.80.010	Washer		2	
	30	0000.48744	Spare pins and spring		1	
	31	612.4.008.1A	Dust seal		1	
	32	0000.39727	Spare bleed union		1	
	33	613.4.031.1A	Pads pair		1	
	34	741.4.062.1A	Clip		1	
	35	552.4.037.1A	Sensor		1	
	36	771.5.066.2B	Screw		1	
	37	713.1.192.1A	Spacer		1	
	38	734406N01	Washer		1	
	39	8A00.67997	Screw		1	

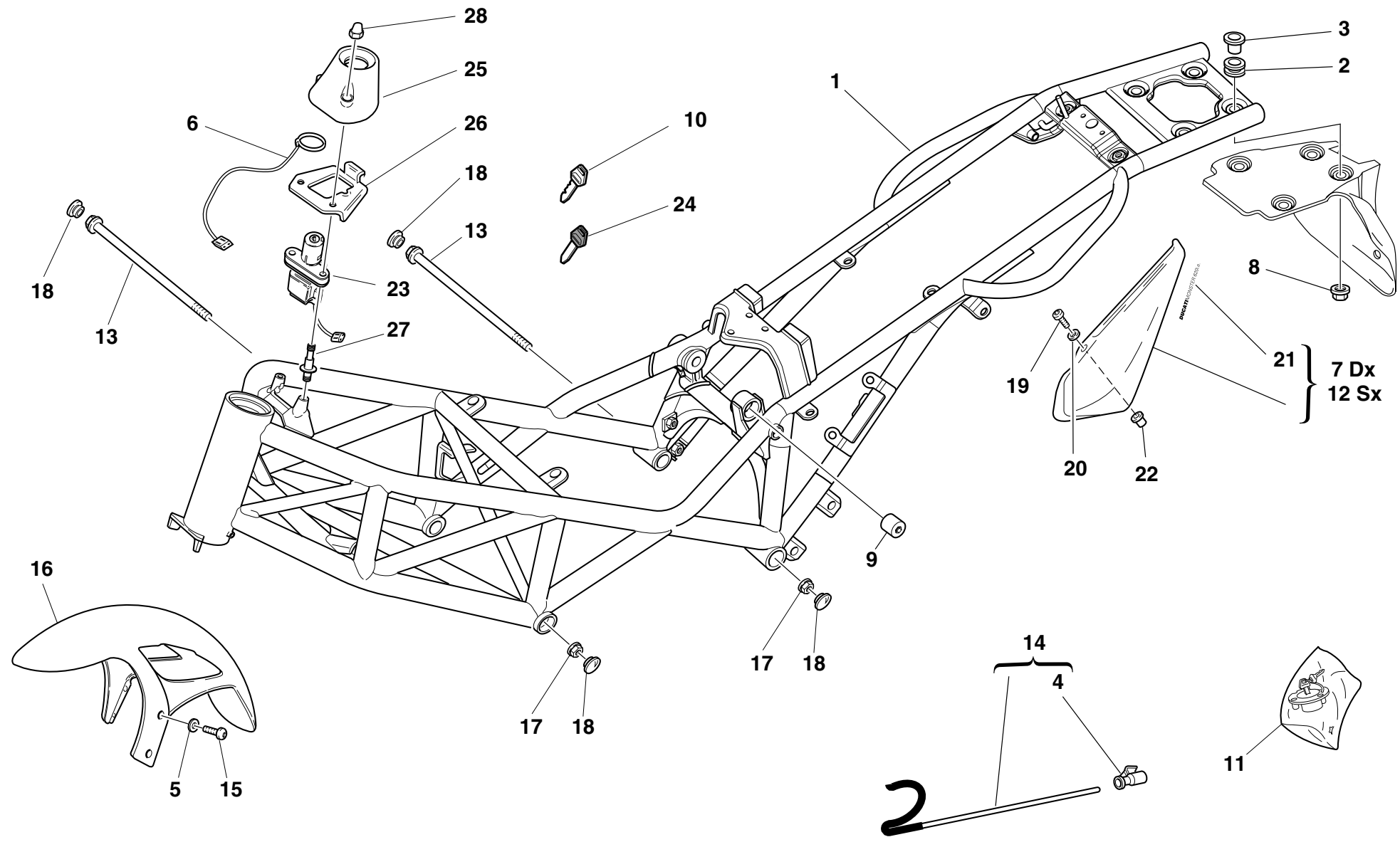
CATALOGUE No:

ISSUED:

915.1.146.1A

10 - 01


DRAWING 030 FRAME



DRAWING

030

FRAME


NOTES	NO.	CODE NO.	DESCRIPTION	VALIDITY	Q.TY	
	1	470.1.056.1AA	Frame		1	
	2	764.1.029.1A	Rubber pad		4	
	3	0000.44099	Spacer		4	
	4	764.1.015.1B	Rubber pad		1	
	5	856.1.042.1A	Nylon washer		4	
	6	518.4.004.1B	Antenna		1	
	7	482.1.060.1AA	R.H. body panel		1	
	8	729906FN1	Nut		4	
	9	750.1.060.1A	Nut		1	
	10	598.4.018.1A	Wrench without Transponder		1	
	11	598.2.030.1A	Locks kit		1	
	12	482.1.043.1AA	L.H. body panel		1	
	13	779.1.213.1A	Screw		2	
	14	117.2.049.1A	Rod		1	
	15	772.5.023.1A	Screw		4	
	16	564.1.029.1BA	Front mudguard (RED)		1	
	16	564.1.029.1BB	Front mudguard (BLACK)		1	
	16	564.1.029.1BC	Front mudguard (YELLOW)		1	
	16	564.1.029.1BD	Front mudguard (SILVER)		1	
	16	564.1.029.1BE	Front mudguard (BLUE)		1	
	16	564.1.029.1BH	Front mudguard (BLACK METALLIC)		1	
	16	564.1.029.1BL	Front mudguard (NIGHT METALLIC BLUE)		1	
	17	748.4.002.1A	Nut		2	
	18	872.1.026.1A	Cap		4	
	19	775.1.002.1A	Screw		4	
	20	0000.63161	Washer		4	
	21	436.1.114.1A	Sticker "DUCATI MONSTER 620i.e."		2	

CATALOGUE No:

ISSUED:

915.1.146.1A

10 - 01

NOTES	NO.	CODE NO.	DESCRIPTION	VALIDITY	Q.TY	
	22	0000.63150	Insert		4	
	23	652.4.006.1A	Key-operated switch		1	
	24	598.4.016.1A	Wrench with Transponder		1	
	25	246.1.060.2A	Cover		1	
	26	827.1.211.1A	Plate		1	
	27	779.1.221.1A	Special screw		2	
	28	749.4.002.1A	Nut		2	

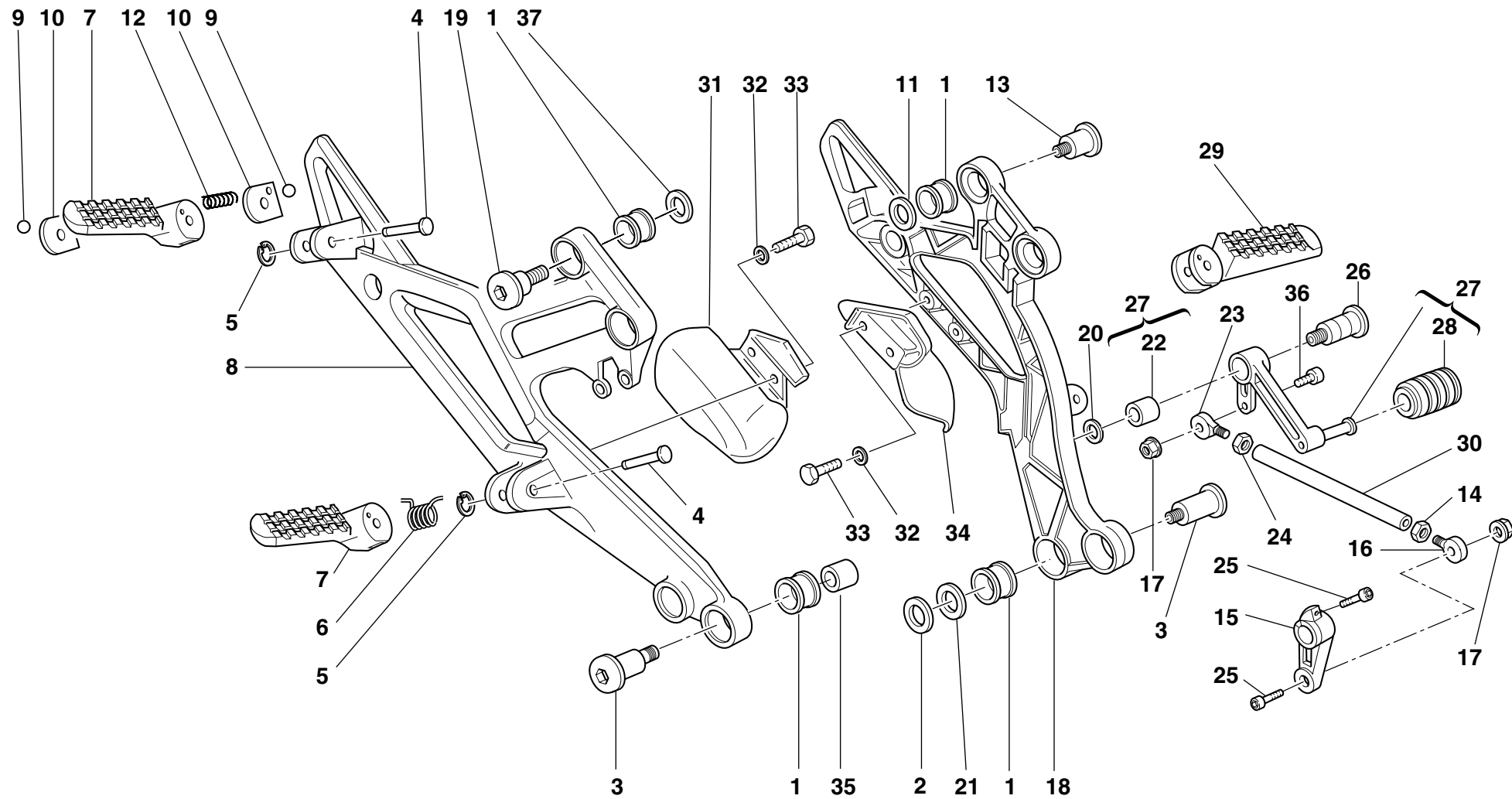
CATALOGUE No:

ISSUED:

915.1.146.1A

10 - 01

DRAWING 031 GEARCHANGE LEVER - FOOT REST



DRAWING

031

GEARCHANGE LEVER - FOOT REST


NOTES	NO.	CODE NO.	DESCRIPTION	VALIDITY	Q.TY	
	1	8000.60683	Vibration damper		8	
	2	852.1.065.1A	Washer		2	
	3	779.1.206.1A	Screw		4	
	4	821.1.090.1A	Pin		4	
	5	0170.91.730	Ring		4	
	6	8000.60700	Spring		2	
	7	464.1.017.1A	R.H. foot-rest		2	
	8	824.1.024.1AB	R.H. foot peg holder plate		1	
	9	847.4.002.1A	Ball		2	
	10	827.1.161.1A	Plate		2	
	11	852.1.099.1A	Washer		2	
	12	8000.62655	Spring		2	
	13	779.1.204.1A	Screw		2	
	14	417.9.030.6A	Nut		1	
	15	0370.69.020	Gearchange control lever		1	
	16	76401.0002	Ball joint		1	
	17	763106N01	El-stop nut		2	
	18	824.1.023.1AB	L.H. foot peg holder plate		1	
	19	779.1.212.1A	Screw		2	
	20	0000.59485	Washer		1	
	21	716.1.056.1A	Spacer		1	
	22	8000.59056	Bush		1	
	23	76401.0003	Ball joint		1	
	24	747.5.001.1A	L.H. nut		1	
	25	779.5.011.1A	Screw		1	
	26	80A0.53548	Pin		1	
	27	456.2.009.1A	Gearchange lever		1	

CATALOGUE No:

ISSUED:

915.1.146.1A

10 - 01

NOTES	NO.	CODE NO.	DESCRIPTION	VALIDITY	Q.TY	
	28	765.1.001.1A	Rubber pad		1	
	29	464.1.018.1A	L.H. foot-rest		2	
	30	117.1.028.1A	Gearbox transmission rod		1	
	31	460.1.038.2B	R.H. protection		1	
	32	0670.72.010	Washer		4	
	33	60N101077	Screw		4	
	34	460.1.039.2B	L.H. protection		1	
	35	852.1.117.1A	Washer		2	
	36	779.5.001.1A	Screw		1	
	37	852.1.116.1A	Washer		2	

CATALOGUE No:

ISSUED:

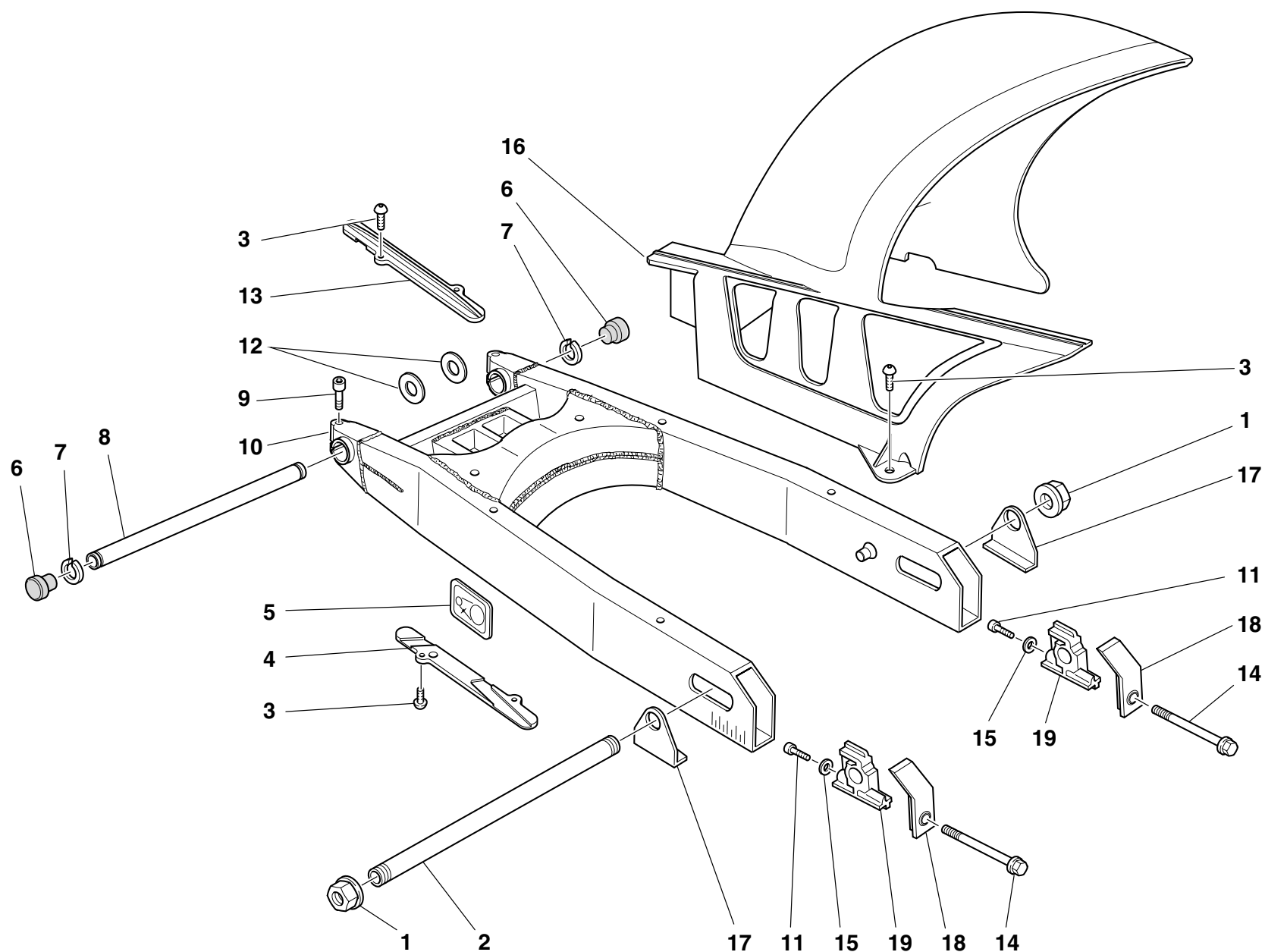
915.1.146.1A

10 - 01

DRAWING

032


SWINGARM AND CHAIN



DRAWING

032

SWINGARM AND CHAIN

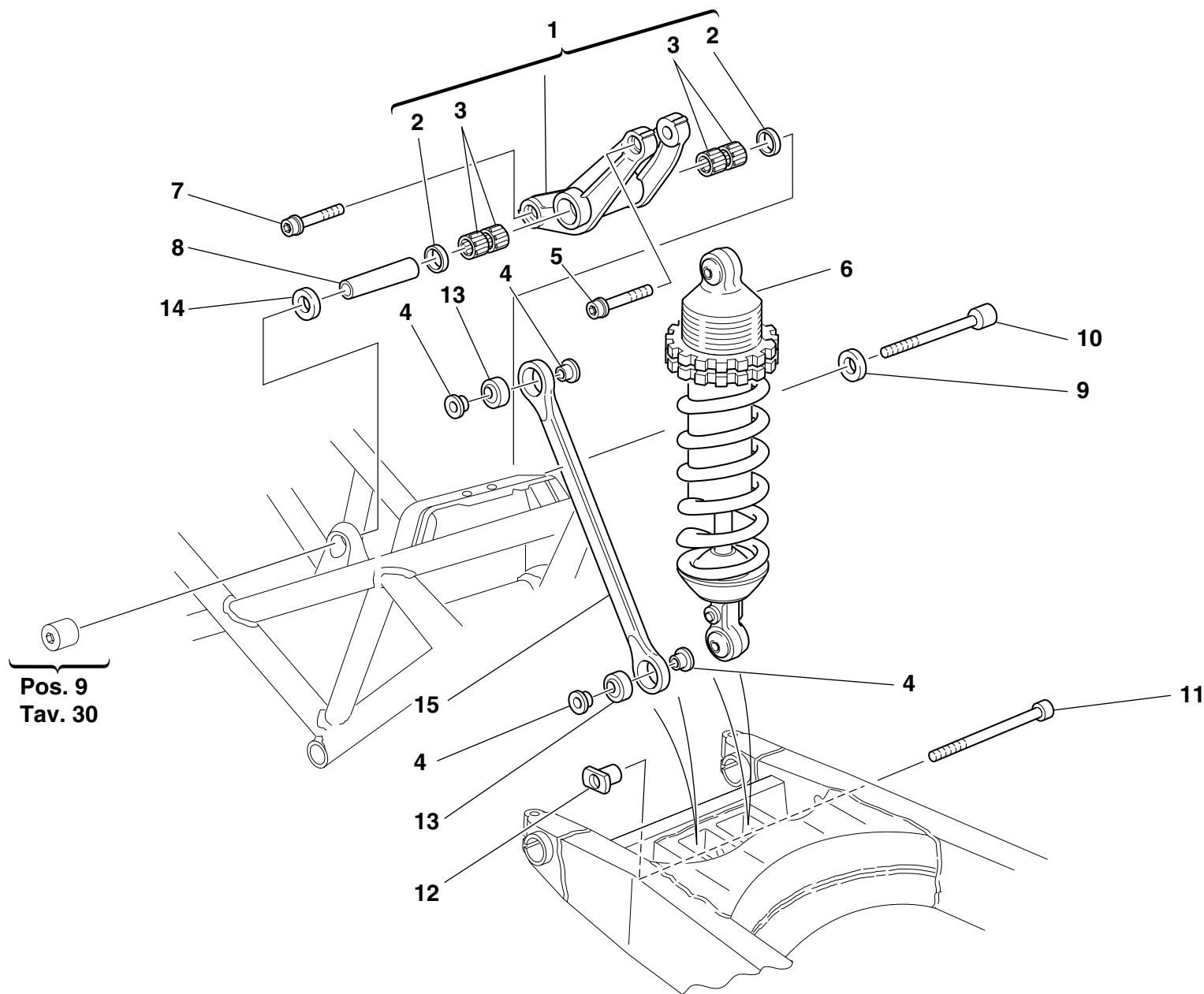
NOTES	NO.	CODE NO.	DESCRIPTION	VALIDITY	Q.TY	
	1	748.1.023.1A	Nut		2	
	2	819.1.030.1A	Rear wheel spindle		1	
	3	779.1.119.2A	Screw		8	
	4	447.1.038.1A	Lower chain sliding shoe		1	
	5	433.1.265.1A	Plate		1	
	6	872.1.019.1A	Cap		2	
	7	884.4.007.1A	Snap ring		2	
	8	369.1.004.1A	Swingarm pivot		1	
	9	60N102584	Screw		2	
	10	370.1.021.1C	Swingarm		1	
	11	771.5.004.2B	Screw		2	
	12	852.1.001.1A	Shim th. 1.8		2	
	12	852.1.002.1A	Shim th. 0.2		3	
	12	852.1.003.1A	Shim th. 0.1		1	
	13	447.1.037.1A	Upper chain sliding shoer		1	
	14	779.1.037.1A	Screw		2	
	15	852.1.079.1A	Washer		2	
	16	565.1.030.1A	Rear mudguard		1	
	17	373.1.029.1B	Plate		2	
	18	373.1.023.1B	Cover		2	
	19	373.1.028.1B	Sliding shoe		2	

NOTES	NO.	CODE NO.	DESCRIPTION	VALIDITY	Q.TY	
-------	-----	----------	-------------	----------	------	---

DRAWING

033


REAR SUSPENSION



DRAWING

033

REAR SUSPENSION

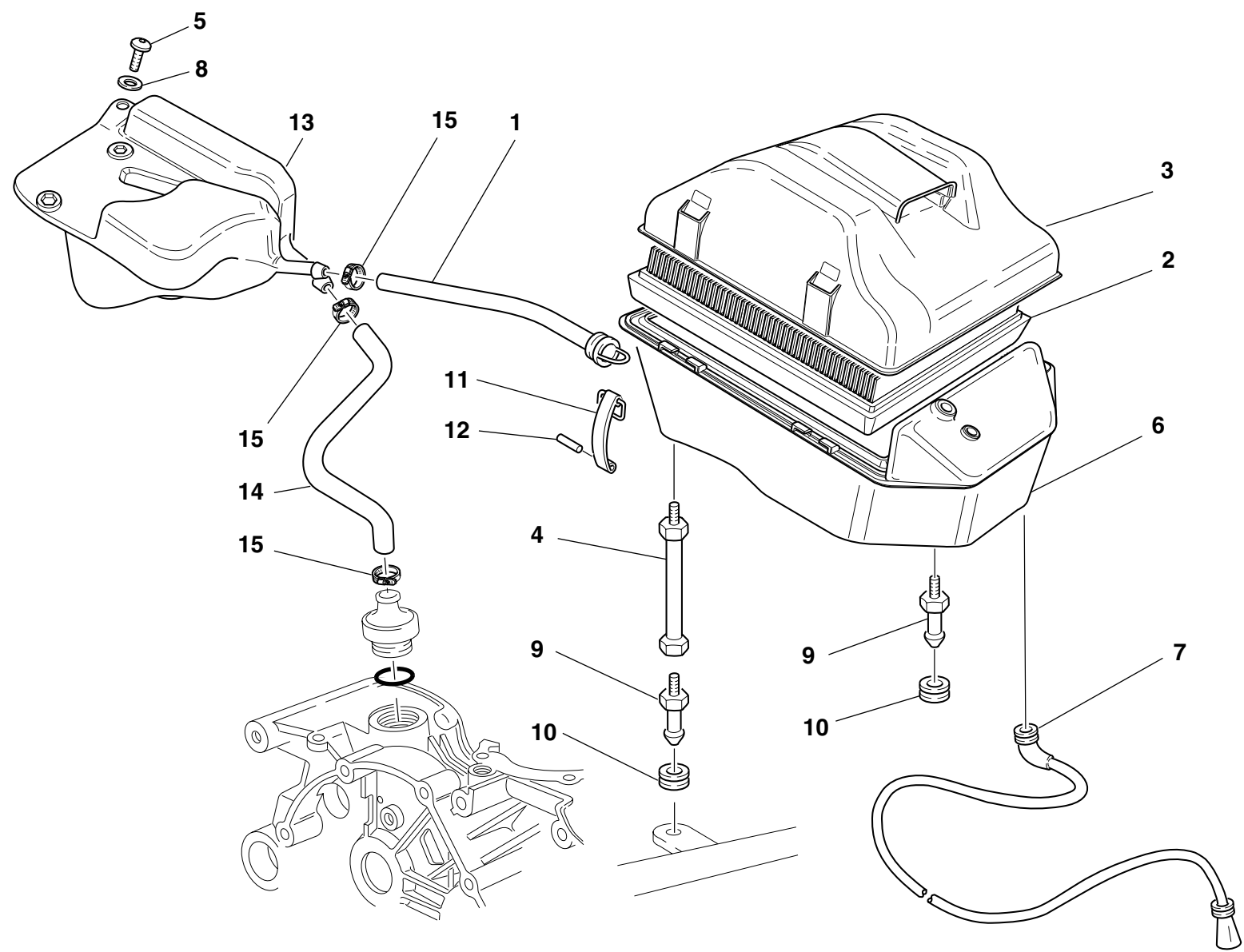
NOTES	NO.	CODE NO.	DESCRIPTION	VALIDITY	Q.TY	
	1	372.2.008.3A	Rocker assembly		1	
	2	93781.1824	Seal ring		2	
	3	701.4.006.1A	Needle bearing		4	
	4	710.1.025.1A	Bush		4	
	5	771.5.938.2B	Screw		1	
	6	365.2.045.1A	Shock absorber		1	
	7	771.5.937.2B	Screw		1	
	8	715.1.004.1A	Spacer		1	
	9	710.1.085.1A	Spacer		1	
	10	771.1.015.1A	Screw		1	
	11	771.1.008.1A	Screw		1	
	12	710.1.046.1A	Bush		1	
	13	848.4.011.1A	Ball joint		2	
	14	710.1.088.1A	Spacer		1	
	15	875.1.063.1A	Tie rod		1	

NOTES	NO.	CODE NO.	DESCRIPTION	VALIDITY	Q.TY	
-------	-----	----------	-------------	----------	------	---

DRAWING

034


AIR INDUCTIO AND OIL VENT



DRAWING

034

AIR INDUCTIO AND OIL VENT

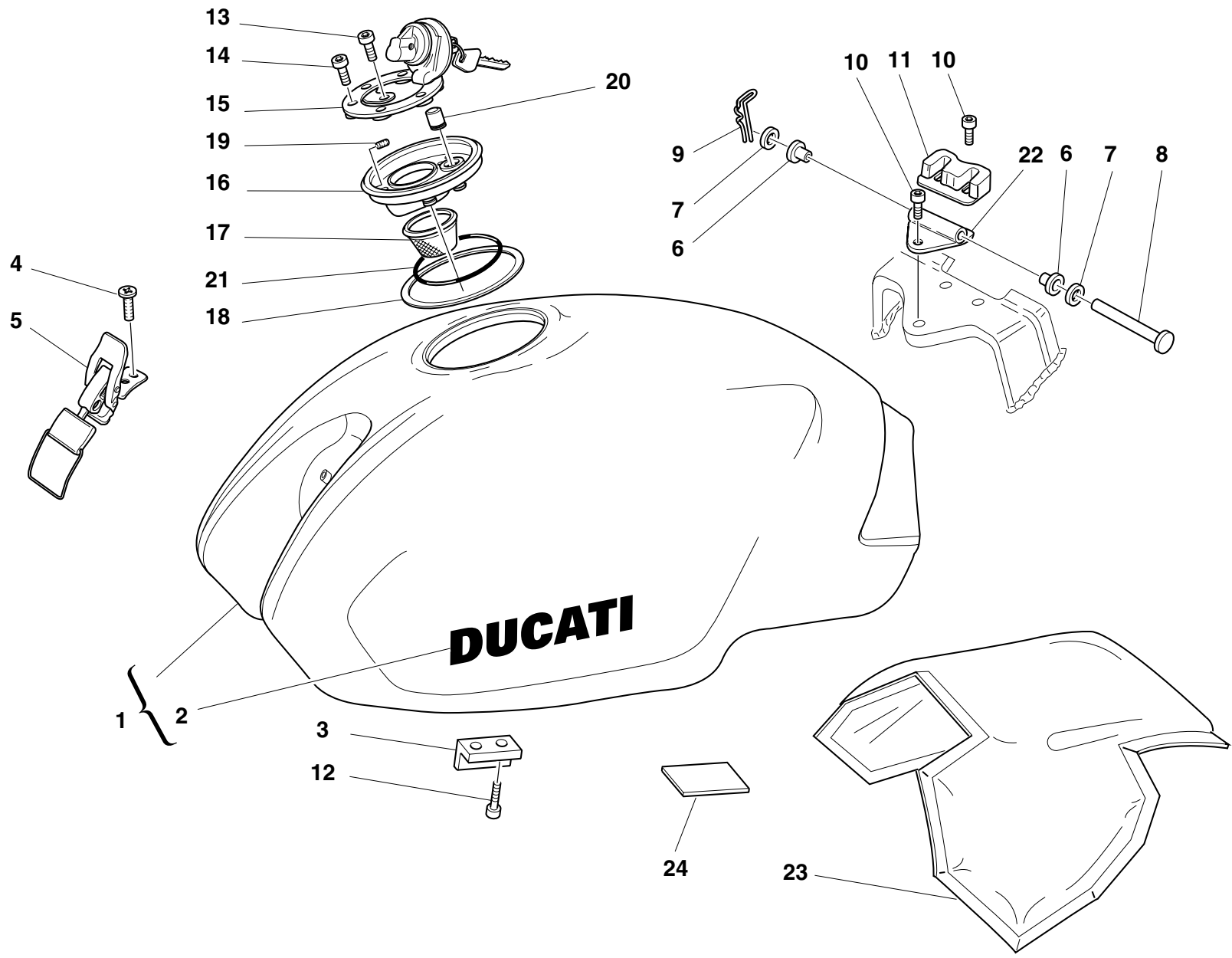
NOTES	NO.	CODE NO.	DESCRIPTION	VALIDITY	Q.TY	
	1	876.1.082.1A	Filter/fuel tank outlet pipe		1	
	2	426.1.010.1A	Filter element		1	
	3	246.2.011.1B	Filter case cover		1	
	4	684.1.026.1A	Stud bolt		2	
	5	60N102510	Screw		1	
	6	442.2.068.1A	Air filter box		1	
	7	877.2.002.1A	Tube		1	
	8	0670.72.010	Washer		1	
	9	821.1.075.1A	Pin		3	
	10	8000.18048	Rubber pad		3	
	11	760.1.003.1A	Hook		4	
	12	74223.1045	Spring pin		4	
	13	585.1.031.1A	Oil breather tank		1	
	14	876.1.066.1A	Breather pipe		1	
	15	741.4.002.1A	Clamp		3	

NOTES	NO.	CODE NO.	DESCRIPTION	VALIDITY	Q.TY	
-------	-----	----------	-------------	----------	------	---

DRAWING

035


FUEL TANK



DRAWING

035

FUEL TANK


NOTES	NO.	CODE NO.	DESCRIPTION	VALIDITY	Q.TY	
	1	586.1.037.1AE	Fuel tank (BLUE)		1	
	1	586.1.037.1AH	Fuel tank (BLACK METALLIC)		1	
	1	586.1.037.1AI	Fuel tank (SILVER)		1	
	1	586.1.037.1AL	Tank (NIGHT METALLIC BLUE)		1	
	1	586.1.037.2AA	Fuel tank (RED)		1	
	1	586.1.037.2AB	Fuel tank (BLACK)		1	
	1	586.1.037.2AC	Fuel tank (YELLOW)		1	
	2	435.1.095.1AA	Sticker "DUCATI" (for BLACK METALLIC, NIGHT METALLIC BLUE)		2	
	2	435.1.097.1AA	Sticker "DUCATI" (for RED, BLACK, METALLIC DARK GREY, BLUE)		2	
	2	435.1.097.1AB	Sticker "DUCATI" (for YELLOW, SILVER)		2	
	3	866.1.040.1A	Pad		2	
	4	777.5.019.7E	Screw		2	
	5	760.4.006.1B	Hook		1	
	6	712.1.013.3A	Bush		2	
	7	80C0.05893	Shim		2	
	8	821.1.028.2B	Pin		1	
	9	8000.62705	Split pin		1	
	10	60N102504	Screw		3	
	11	866.1.037.1A	Pad		1	
	12	779.5.004.1A	Screw		4	
	13	771.5.040.2B	Screw		1	
	14	771.5.045.7E	Screw		3	
	15	895.4.001.2A	Tank cap		1	
	16	160.1.013.1B	Flange		1	
	17	802.1.005.1A	Hose		1	

CATALOGUE No:

ISSUED:

915.1.146.1A

10 - 01

NOTES	NO.	CODE NO.	DESCRIPTION	VALIDITY	Q.TY	
	18	791.1.015.1A	Gasket		1	
	19	779.5.007.1A	Screw		8	
	20	791.1.039.1A	Gasket		1	
	21	886.4.011.1A	O-Ring		1	
	22	80B0.62672	Bracket		1	
	23	486.1.056.1A	Panel (BLACK)		1	
	24	433.1.251.1A	Plate sticker		1	

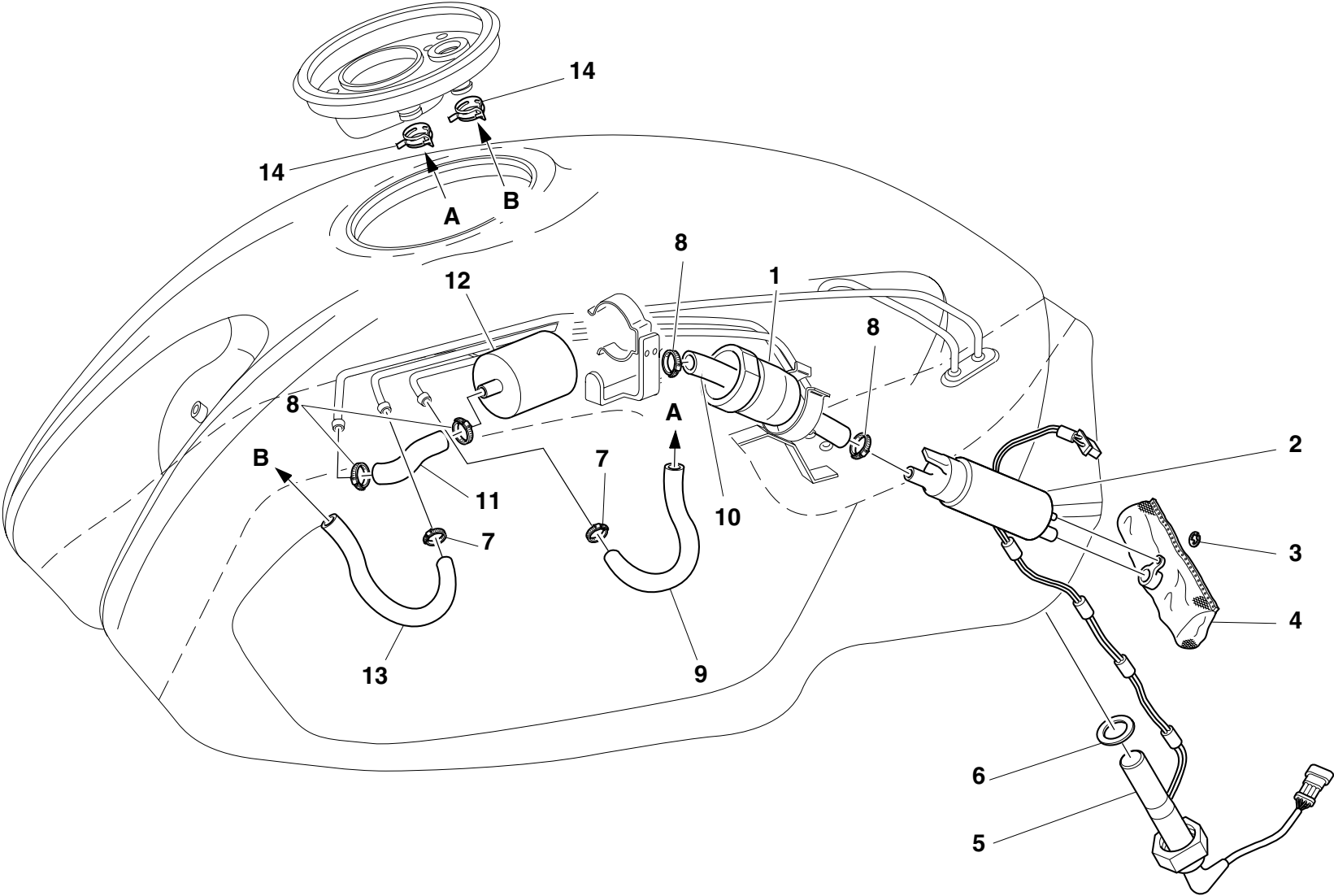
CATALOGUE No:

ISSUED:

915.1.146.1A

10 - 01


DRAWING **036** FUEL SYSTEM



DRAWING

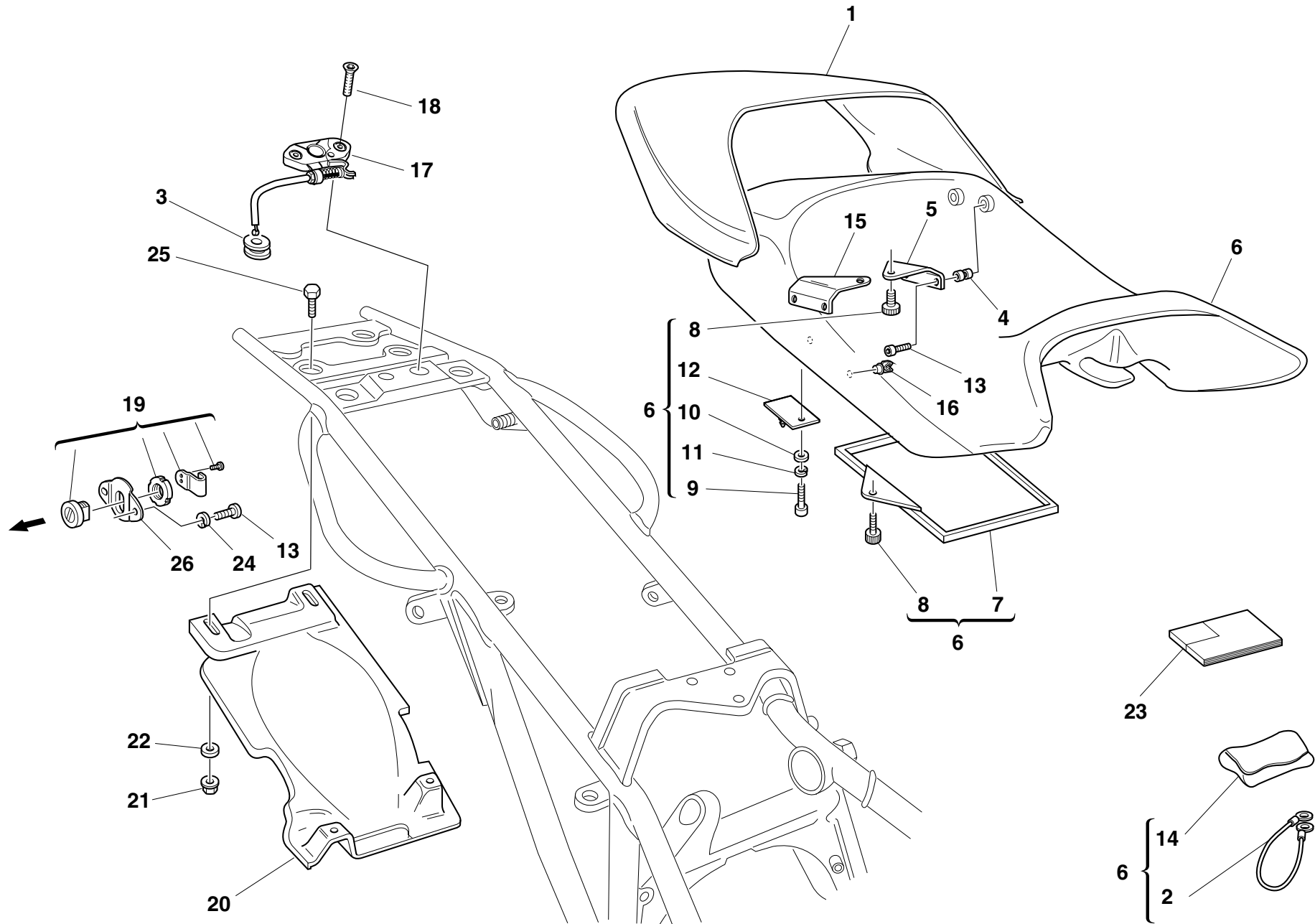
036

FUEL SYSTEM

NOTES	NO.	CODE NO.	DESCRIPTION	VALIDITY	Q.TY	
	1	829.1.021.2A	Holder		1	
	2	430.4.004.1A	Fuel pump		1	
	3	884.4.012.1A	Circlip		1	
	4	425.4.008.1A	Fuel filter		1	
	5	592.1.010.1A	Low fuel sensor		1	
	6	789.1.001.1A	Gasket		1	
	7	741.4.008.2A	Clamp		2	
	8	741.4.004.1A	Clamp		4	
	9	590.1.158.1A	Tube		1	
	10	590.1.125.1A	Tube		1	
	11	590.1.157.1A	Tube		1	
	12	425.4.004.1B	Fuel filter		1	
	13	590.1.178.1A	Tube		1	
	14	741.4.066.1A	Clamp		2	

NOTES	NO.	CODE NO.	DESCRIPTION	VALIDITY	Q.TY	
-------	-----	----------	-------------	----------	------	---

DRAWING 037 SEAT



DRAWING

037

SEAT


NOTES	NO.	CODE NO.	DESCRIPTION	VALIDITY	Q.TY	
	1	595.1.025.1BA	Red cover		1	
	1	595.1.025.1BB	Black cover		1	
	1	595.1.025.1BC	Yellow cover		1	
	1	595.1.025.1BD	Silver cover		1	
	1	595.1.025.1BG	blue cover		1	
	1	595.1.025.1BI	Black metallic cover		1	
	1	595.1.025.1BL	night blue metallic cover		1	
	2	732.1.007.1A	Helmet anti-theft wire		1	
	3	764.1.029.1A	Rubber pad		1	
	4	850.4.016.1A	Threaded insert		4	
	5	827.1.097.1A	L.H. plate		1	
	6	595.2.020.3C	Seat		1	
	7	247.1.086.1A	Cover		1	
	8	779.1.104.1A	Special screw		3	
	9	779.5.010.1A	Screw		2	
	10	734306N01	Washer		2	
	11	734006N01	Spring washer		2	
	12	829.2.237.1A	Pin		1	
	13	60N102482	Screw		6	
	14	697.2.006.2B	Tool bag		1	
	15	827.1.096.1A	R.H. plate		1	
	16	696.1.008.1A	Spring		2	
	17	732.2.010.2A	Flexible cable		1	
	18	777.5.036.2B	Screw		2	
	19	598.4.019.1A	Seat lock		1	
	20	565.1.017.2A	Mudflap		1	
	21	729906FN1	Nut		2	

CATALOGUE No:

ISSUED:

915.1.146.1A

10 - 01

NOTES	NO.	CODE NO.	DESCRIPTION	VALIDITY	Q.TY	
	22	0670.72.010	Washer		4	
	23	913.7.060.1M	Owner's manual		1	
	24	734005N01	Spring washer		2	
	25	60N101077	Screw		2	
	26	829.1.236.1A	Plate		1	

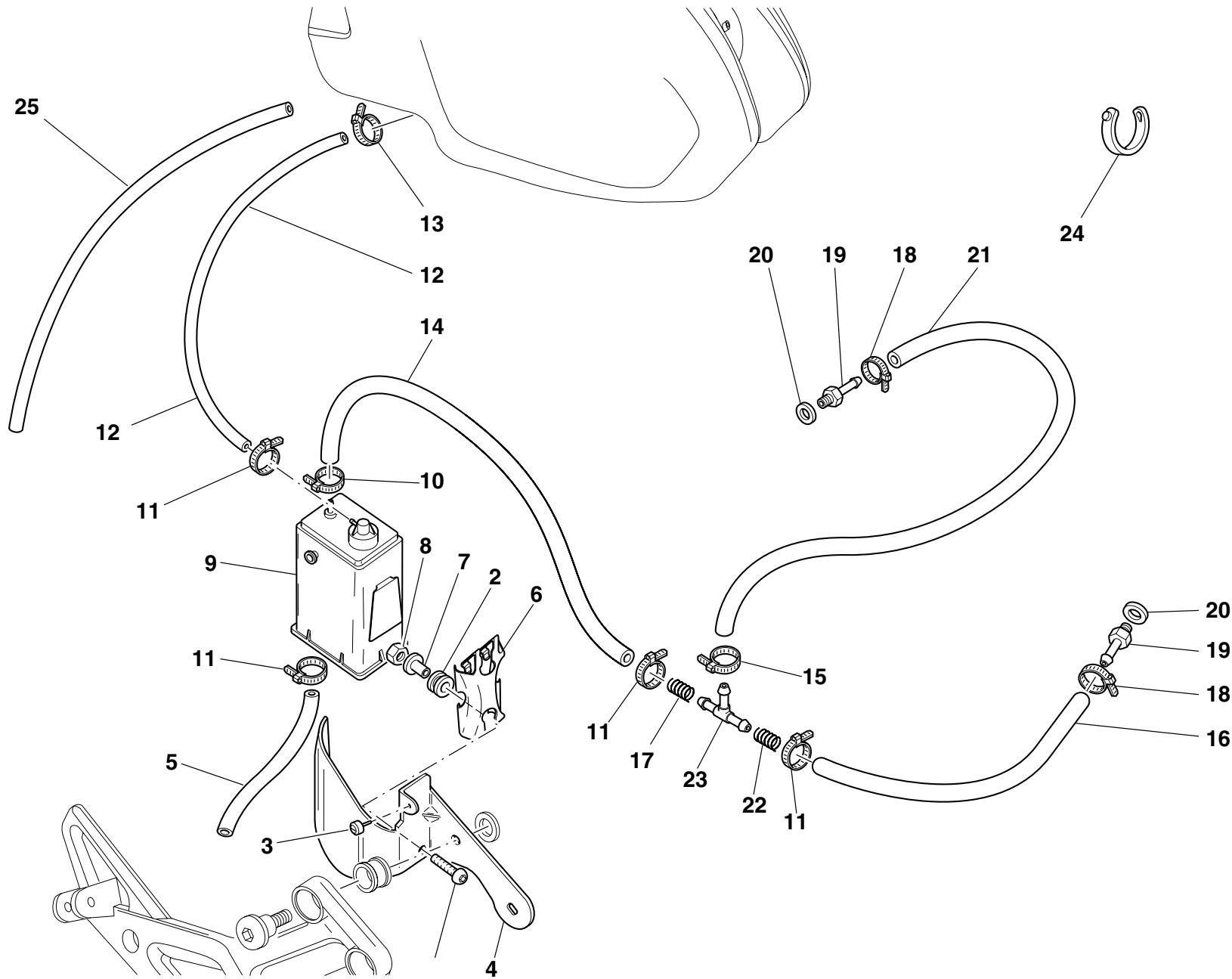
CATALOGUE No:

ISSUED:

915.1.146.1A

10 - 01


DRAWING 038 FUEL INFEED



DRAWING

038

FUEL INFEED

NOTES	NO.	CODE NO.	DESCRIPTION	VALIDITY	Q.TY	
	1	779.1.008.1A	Screw		2	
	2	764.1.029.1A	Rubber pad		2	
	3	8000.66308	Vibration damper pad		1	
	4	827.1.186.1A	Bracket		1	
	5	590.1.141.1A	Tube		1	
	6	827.1.157.1A	Plate		1	
	7	716.1.043.1A	Spacer		2	
	8	729906FN1	Nut		2	
	9	426.1.007.1B	CANISTER filter		1	
	10	741.4.058.1A	Clamp		1	
	11	741.4.063.1A	Clamp		4	
	12	590.1.170.1A	Filter/fuel tank outlet pipe		1	
	13	741.4.057.1A	Clamp		1	
	14	590.1.191.1A	Tube		1	
	15	741.4.059.1A	Clamp		1	
	16	590.1.111.1B	Tube		1	
	17	799.1.105.1A	Spring		1	
	18	741.4.013.1B	Clamp		2	
	19	814.1.091.2A	Union		2	
	20	0250.70.223	Aluminium gasket		2	
	21	590.1.139.1A	Tube		1	
	22	799.1.118.1B	Spring		1	
	23	0361.98.850	Shunt valve		1	
	24	0691.91.030	Clamp		2	
	25	590.1.136.1A	Breather pipe		1	

NOTES	NO.	CODE NO.	DESCRIPTION	VALIDITY	Q.TY	
-------	-----	----------	-------------	----------	------	---

DRAWING

039

MARKING PLATES

OBJECTS IN MIRROR ARE
CLOSER THAN THEY APPEAR

Cod.43311681A

2

CAUTION

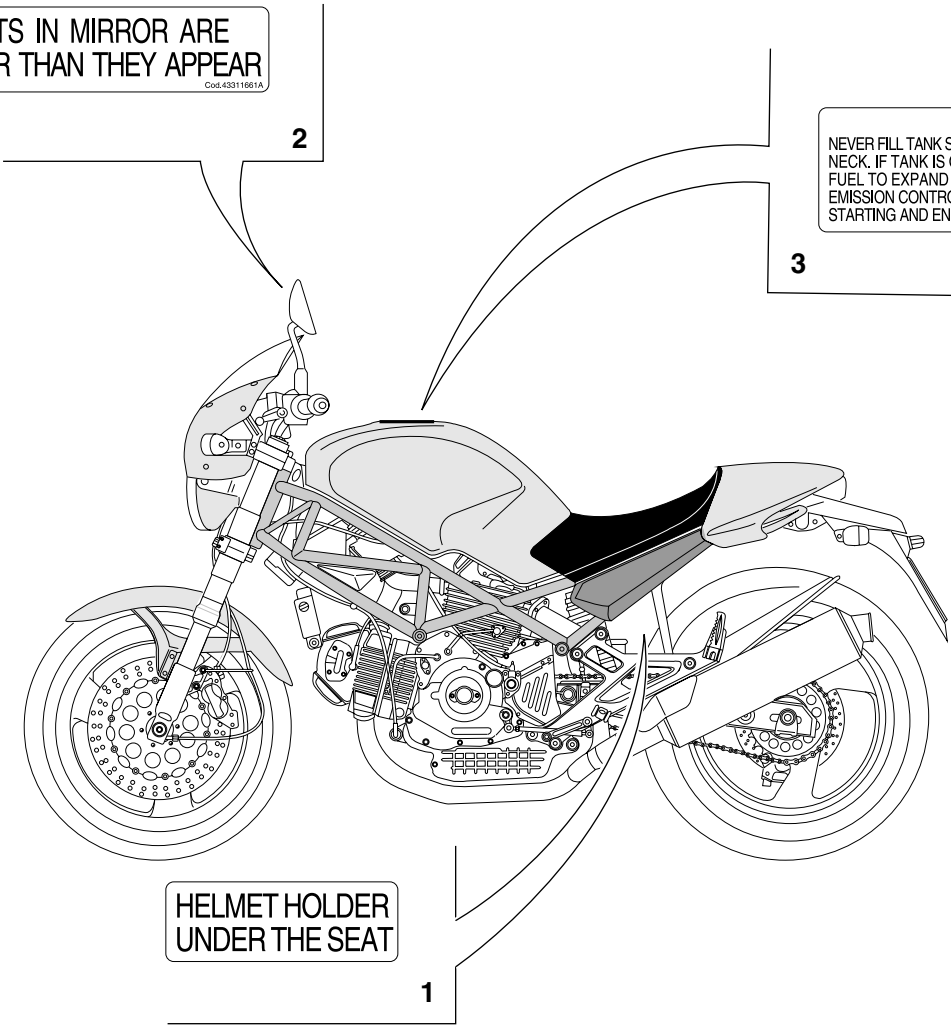
NEVER FILL TANK SO FUEL LEVEL RISES INTO FILLER
NECK. IF TANK IS OVERFILLED, HEAT MAY CAUSE
FUEL TO EXPAND AND FLOW INTO EVAPORATIVE
EMISSION CONTROL SYSTEM RESULTING IN HARD
STARTING AND ENGINE HESITATION.

Cod.43311641A

3

HELMET HOLDER
UNDER THE SEAT


1



DRAWING

039

MARKING PLATES

NOTES	NO.	CODE NO.	DESCRIPTION	VALIDITY	Q.TY	
	1	433.1.170.1A	Sticker		1	
	2	433.1.166.1A	Label		2	
	3	433.1.164.1A	Sticker		1	

NOTES	NO.	CODE NO.	DESCRIPTION	VALIDITY	Q.TY	
-------	-----	----------	-------------	----------	------	---

INDEX

CODE No.	Drwg.	POS. N.	CODE No.	Drwg.	POS. N.	CODE No.	Drwg.	POS. N.	CODE No.	Drwg.	POS. N.	CODE No.	Drwg.	POS. N.
0000.30326	20	14	0011.52.010	10	23	0400.49.240	11	18	0670.16.023	3	19	0727.92.239	14	17
0000.33552	27	11	0124.40.060	8	7	0400.49.240	5	13	0670.16.145	3	6	0727.92.239	15	14
0000.36230	23	15	0150.70.120	5	20	051.2.001.1A	1	35	0670.16.150	3	12	0755.29.025	6	14
0000.36726	22	2	0150.70.120	9	28	0619.47.030	6	12	0670.16.155	3	4	0755.29.025	8	23
0000.36726	23	23	0170.91.730	31	5	0619.50.065	12	17	0670.16.163	3	24	0755.49.265	10	2
0000.39727	29	32	0204.70.105	13	7	0619.92.180	14	8	0670.16.164	3	24	0759.49.280	9	15
0000.44099	23	8	0214.07.350	2	22	0619.92.180	15	8	0670.16.170	3	25	0765.92.185	14	8
0000.44099	30	3	0214.07.350	8	18	0647.29.040	12	15	0670.16.171	3	25	0765.92.185	15	8
0000.44240	23	12	0250.70.223	16	12	0647.70.010	14	12	0670.16.184	3	1	0765.92.190	14	8
0000.46664	27	3	0250.70.223	38	20	0647.70.010	15	20	0670.16.184	3	24	0765.92.190	15	8
0000.46664	28	6	0251.47.050	3	18	0659.37.040	26	19	0670.16.185	3	1	0765.92.195	14	8
0000.46665	27	5	0251.47.054	3	18	0659.38.226	22	15	0670.49.310	9	26	0765.92.195	15	8
0000.46665	28	9	0272.91.090	2	8	0660.13.060	2	19	0670.49.910	9	21	0765.92.205	14	8
0000.48744	29	30	0335.03.465	16	25	0660.13.070	2	13	0670.72.010	31	32	0765.92.205	15	8
0000.56525	19	13	0361.98.850	38	23	0660.13.143	2	9	0670.72.010	34	8	0765.92.205	2	21
0000.56803	18	11	0367.49.275	10	11	0660.13.165	2	25	0670.72.010	37	22	0796.38.305	22	11
0000.59485	29	12	0370.69.020	31	15	0660.47.040	6	13	0670.80.010	29	29	0797.41.090	22	22
0000.59485	31	20	0370.84.005	20	1	0660.47.230	6	8	0670.92.010	10	8	0797.69.040	13	2
0000.62729	16	20	0370.92.050	13	12	0660.47.290	6	6	0670.92.190	14	8	0797.69.040	8	12
0000.62729	20	23	0375.92.210	14	13	0660.49.053	9	17	0670.92.190	15	8	0797.72.068	23	7
0000.62729	23	21	0375.92.210	15	19	0660.49.268	10	13	0675.49.540	14	25	0799.13.110	2	27
0000.62730	20	24	0377.49.270	10	6	0660.50.020	12	8	0675.49.540	5	18	0803.77.010	25	12
0000.63150	18	20	0400.09.050	2	21	0660.92.310	13	18	0691.91.030	18	23	0805.17.125	7	7
0000.63150	30	22	0400.17.030	7	1	0665.49.365	10	35	0691.91.030	23	2	0905.49.960	9	20
0000.63161	30	20	0400.29.040	8	6	0665.49.680	5	8	0691.91.030	38	24	117.1.028.1A	31	30
0000.64471	25	10	0400.29.125	2	34	0670.13.075	2	11	0723.92.239	14	19	117.2.007.1A	4	16
0000.66527	18	5	0400.29.126	2	34	0670.13.080	2	12	0723.92.239	15	16	117.2.049.1A	30	14

INDEX

CODE No.	Drwg.	POS. N.	CODE No.	Drwg.	POS. N.	CODE No.	Drwg.	POS. N.	CODE No.	Drwg.	POS. N.	CODE No.	Drwg.	POS. N.
120.2.075.1A	7	8	172.1.018.1A	3	5	235.1.027.1A	13	5	283.4.003.1A	16	21	304.1.021.1AC	14	2
120.2.076.1A	7	4	172.1.019.1A	3	10	235.2.031.1A	13	20	284.4.002.1A	16	2	304.1.021.1AC	15	5
121.1.027.1A	7	3	173.1.012.3A	12	20	240.1.010.1AB	14	10	286.4.051.1A	18	1	304.1.022.1A	14	3
121.2.023.2A	7	11	174.1.002.1A	9	3	240.1.010.1AB	15	12	287.4.024.1B	16	8	304.1.022.1A	15	4
122.2.073.1A	7	9	174.1.025.1A	9	12	240.1.028.1A	15	24	300160	15	25	304.1.022.1AB	14	3
140.2.014.1A	16	11	174.2.025.3A	9	1	242.2.045.1A	11	19	301.2.104.1A	15	1	304.1.022.1AB	15	4
146.2.073.1A	6	1	176.1.001.1A	12	6	243.1.029.1A	5	17	301.2.105.1A	14	1	304.1.022.1AC	14	3
147.1.015.1A	8	4	176.1.009.1A	12	10	243.2.028.1AC	5	1	303.1.003.1A	14	4	304.1.022.1AC	15	4
148.1.122.1A	13	22	180.1.008.1A	2	24	245.1.047.1A	8	8	303.1.003.1A	15	3	341.1.030.1C	26	23
148.1.123.1A	13	16	182.2.012.1A	2	18	245.1.048.1A	8	2	303.1.003.1AB	14	4	342.2.015.1C	26	3
149.1.028.1B	3	23	184.1.001.1A	29	15	246.1.060.2A	30	25	303.1.003.1AB	15	3	344.2.010.1A	24	13
149.1.029.1A	3	13	190.2.009.2B	4	7	246.1.061.1A	18	26	303.1.003.1AC	14	4	345.2.010.1A	24	11
150.2.051.1B	3	27	194.2.003.1A	4	5	246.2.011.1B	34	3	303.1.003.1AC	15	3	347.2.004.1A	24	12
150.2.052.1A	3	26	195.4.002.1A	28	3	247.1.002.1BC	11	9	303.1.003.1AD	14	4	348.2.012.1A	24	7
158.2.007.1A	6	5	195.4.003.1A	4	19	247.1.083.1AE	11	4	303.1.003.1AD	15	3	349.1.149.1A	24	14
160.1.013.1B	35	16	196.1.016.2A	4	10	247.1.086.1A	37	7	303.2.004.1C	14	5	349.1.152.1A	24	17
160.1.049.1B	25	21	208.1.012.3A	14	14	247.1.1.104.1A	9	2	303.2.004.1C	15	2	349.1.157.1A	24	16
160.1.057.1A	12	13	208.1.012.4A	15	17	250.2.030.3A	9	5	303.2.004.1CB	14	5	349.2.019.1A	24	8
160.1.076.1A	13	17	209.1.012.3A	14	16	254.1.001.1A	11	7	303.2.004.1CB	15	2	349.2.020.1A	24	10
170.2.031.2A	4	12	209.1.012.4A	15	18	254.4.001.1A	5	4	303.2.004.1CC	14	5	349.2.021.1A	24	9
171.2.020.2B	8	10	210.1.015.2A	14	22	255.1.001.1B	8	13	303.2.004.1CC	15	2	350.1.014.1A	24	15
172.1.012.1A	3	21	210.1.015.2A	15	6	255.1.014.1A	13	3	303.2.004.1CD	14	5	350.1.015.1A	24	5
172.1.013.1A	3	22	211.1.015.2A	14	21	264.4.014.3B	11	1	303.2.004.1CD	15	2	360.1.033.1B	26	24
172.1.014.1A	3	20	211.1.015.2A	15	7	270.4.001.1A	12	1	304.1.021.1A	14	2	360.1.035.1A	26	16
172.1.015.1A	3	3	220.3.208.3A	9	16	276.1.025.1B	12	16	304.1.021.1A	15	5	365.2.045.1A	33	6
172.1.016.1A	3	11	225.2.046.1B	10	1	280.4.007.1A	16	10	304.1.021.1AB	14	2	369.1.004.1A	32	8
172.1.017.1A	3	8	235.1.026.1A	13	11	282.4.033.1A	16	1	304.1.021.1AB	15	5	370.1.021.1C	32	10

INDEX

CODE No.	Drwg.	POS. N.	CODE No.	Drwg.	POS. N.	CODE No.	Drwg.	POS. N.	CODE No.	Drwg.	POS. N.	CODE No.	Drwg.	POS. N.
372.2.008.3A	33	1	420.2.001.0A	27	8	455.2.003.1A	2	4	501.2.069.1AB	25	1	530.4.009.2A	23	14
373.1.023.1B	32	18	420.2.001.0A	28	12	456.2.009.1A	31	27	502.2.049.1A	25	13	530.4.010.2A	23	10
373.1.028.1B	32	19	420.2.001.0A	29	2	457.2.007.1A	29	9	510.1.075.1A	22	5	532.4.004.1A	22	10
373.1.029.1B	32	17	420.2.001.0A	9	34	460.1.038.2B	31	31	510.1.076.1B	23	11	532.4.004.1A	23	6
380.4.004.1B	18	16	420.2.006.2A	10	37	460.1.039.2B	31	34	510.1.180.1A	18	3	539.1.021.1A	2	6
389.4.006.1A	18	27	420.2.006.4A	10	19	460.1.076.2A	26	11	514.1.031.1A	19	3	539.1.023.1A	17	5
389.4.007.1A	18	27	425.4.004.1B	36	12	462.3.003.7A	2	31	514.1.032.1A	1.3	9	539.4.003.1B	29	13
389.4.008.1A	18	27	425.4.008.1A	36	4	462.3.003.7A	8	21	514.1.033.1A	1.3	13	539.4.004.1B	28	5
389.4.010.1A	18	27	426.1.007.1B	38	9	462.3.003.8A	2	29	514.1.034.1A	1.3	12	539.4.030.1A	5	21
389.4.013.1A	18	27	426.1.010.1A	34	2	462.4.037.6A	19	1	514.1.035.1A	1.3	10	540.4.010.1A	18	8
389.4.014.1A	18	15	430.4.004.1A	36	2	462.4.037.6A	9	11	514.1.036.1A	1.3	10	541.4.003.1A	18	4
389.4.015.1A	18	27	433.1.164.1A	39	3	462.4.037.8A	9	9	514.1.037.1A	1.3	6	552.1.037.1A	1.3	4
389.4.016.1A	18	27	433.1.166.1A	39	2	463.2.019.6A	7	2	514.1.038.1A	1.3	14	552.1.038.1A	1.3	5
390.4.003.1A	23	22	433.1.170.1A	39	1	463.2.022.1A	16	14	516.4.003.1A	18	14	552.1.039.1A	1.3	7
395.4.013.1A	19	14	433.1.251.1A	35	24	463.4.001.1A	10	22	518.4.004.1B	30	6	552.1.040.1A	1.3	11
397.4.001.1B	19	4	433.1.252.1D	18	6	464.1.017.1A	31	7	520.4.006.1C	22	1	552.4.004.2A	9	35
406.1.016.1C	21	1	433.1.265.1A	32	5	464.1.018.1A	31	29	521.4.005.1A	22	3	552.4.013.1A	15	32
417.5.033.7A	13	23	435.1.095.1AA	35	2	470.1.056.1AA	30	1	523.4.012.1A	26	9	552.4.020.1A	11	12
417.9.030.6A	29	10	435.1.097.1AA	35	2	470.1.062.1A	21	5	523.4.013.1A	26	8	552.4.028.1A	1.2	15
417.9.030.6A	31	14	435.1.097.1AB	35	2	482.1.043.1AA	30	12	525.1.004.2A	23	5	552.4.031.1A	21	4
417.9.030.8A	26	1	436.1.114.1A	30	21	482.1.060.1AA	30	7	525.4.007.2A	23	3	552.4.037.1A	29	35
417.9.050.6A	12	3	442.2.068.1A	34	6	486.1.051.1A	5	6	526.4.003.1A	23	4	556.1.018.1C	17	9
417.9.050.6A	19	2	447.1.037.1A	32	13	486.1.056.1A	35	23	529.1.001.1A	24	6	556.1.024.1A	17	3
420.2.000.7A	14	23	447.1.038.1A	32	4	492.4.003.2A	25	15	529.1.006.1A	23	13	556.2.027.1A	17	1
420.2.000.7A	15	23	449.1.003.3A	3	15	492.4.024.1A	25	5	529.1.009.1A	23	19	561.1.018.1A	23	1
420.2.001.0A	2	5	451.1.025.1A	8	16	494.1.050.3A	25	23	530.4.007.2A	22	9	561.1.019.1A	23	20
420.2.001.0A	20	21	451.2.006.1A	8	17	497.2.001.2A	25	2	530.4.008.2A	22	16	564.1.029.1BA	30	16

INDEX

CODE No.	Drwg.	POS. N.	CODE No.	Drwg.	POS. N.	CODE No.	Drwg.	POS. N.	CODE No.	Drwg.	POS. N.	CODE No.	Drwg.	POS. N.
564.1.029.1BB	30	16	590.1.125.1A	36	10	598.4.019.1A	37	19	60N107335	22	25	651.4.011.1A	26	14
564.1.029.1BC	30	16	590.1.136.1A	38	25	60N101077	31	33	60N107335	23	24	652.4.006.1A	30	23
564.1.029.1BD	30	16	590.1.139.1A	38	21	60N101077	37	25	60N107335	4	20	654.2.003.1A	26	20
564.1.029.1BE	30	16	590.1.141.1A	38	5	60N101079	10	15	610.4.011.2B	28	22	656.1.036.1A	26	26
564.1.029.1BH	30	16	590.1.154.1A	16	7	60N102482	37	13	610.4.012.2B	28	18	657.1.015.1A	26	18
564.1.029.1BL	30	16	590.1.157.1A	36	11	60N102504	35	10	611.4.002.4A	29	20	658.4.002.1B	26	29
565.1.017.2A	37	20	590.1.158.1A	36	9	60N102509	11	13	612.4.005.1A	27	12	669.1.003.1A	14	18
565.1.026.1A	23	25	590.1.162.1A	16	17	60N102509	14	11	612.4.005.1A	28	7	669.1.003.1A	15	15
565.1.030.1A	32	16	590.1.170.1A	38	12	60N102509	15	13	612.4.008.1A	29	31	670.4.007.1A	18	13
570.1.065.1A	20	5	590.1.178.1A	36	13	60N102509	18	9	612.4.014.1A	28	16	672.1.013.1A	18	21
571.1.065.1A	20	6	590.1.189.1A	1.3	1	60N102509	2	28	612.4.017.1A	28	15	676.2.040.1A	25	27
573.1.050.2D	20	12	590.1.190.1A	1.3	2	60N102509	22	6	613.4.020.1A	28	17	676.4.032.1A	25	16
574.1.050.2D	20	16	590.1.191.1A	38	14	60N102509	8	1	613.4.031.1A	29	33	677.4.003.1A	1.1	4
576.1.038.1A	20	19	592.1.010.1A	36	5	60N102510	11	6	618.4.039.1A	28	14	680.1.001.1B	9	7
576.1.039.1A	20	13	593.1.003.1B	10	33	60N102510	12	5	619.4.018.1A	29	3	684.1.026.1A	34	4
585.1.031.1A	34	13	593.1.018.1A	9	29	60N102510	22	24	624.4.025.1A	28	1	696.1.008.1A	37	16
585.4.001.1A	29	23	595.1.025.1BA	37	1	60N102510	34	5	625.4.005.1AB	29	17	697.2.006.2B	37	14
586.1.037.1AE	35	1	595.1.025.1BB	37	1	60N102510	5	5	626.1.002.1A	27	4	698.1.033.1A	1.3	15
586.1.037.1AH	35	1	595.1.025.1BC	37	1	60N102510	8	5	626.1.002.1A	28	2	700.1.005.1A	25	18
586.1.037.1AI	35	1	595.1.025.1BD	37	1	60N102510	9	10	626.4.003.1A	27	2	700.1.031.1A	19	10
586.1.037.1AL	35	1	595.1.025.1BG	37	1	60N102511	11	17	626.4.003.1A	28	10	700.1.038.1A	21	7
586.1.037.2AA	35	1	595.1.025.1BI	37	1	60N102511	14	26	626.4.013.1A	29	26	701.4.003.1A	12	19
586.1.037.2AB	35	1	595.1.025.1BL	37	1	60N102555	2	30	630.4.003.1A	27	1	701.4.005.1A	3	9
586.1.037.2AC	35	1	595.2.020.3C	37	6	60N102557	26	7	631.4.004.1A	28	19	701.4.006.1A	33	3
590.1.084.1A	16	18	598.2.030.1A	30	11	60N102584	32	9	631.4.008.1A	29	25	701.4.007.1A	12	21
590.1.104.1A	16	16	598.4.016.1A	30	24	60N107335	11	24	632.1.009.2L	27	6	702.4.004.1A	26	6
590.1.111.1B	38	16	598.4.018.1A	30	10	60N107335	13	10	650.4.008.1B	26	25	702.5.008.1A	10	20

INDEX

CODE No.	Drwg.	POS. N.	CODE No.	Drwg.	POS. N.	CODE No.	Drwg.	POS. N.	CODE No.	Drwg.	POS. N.	CODE No.	Drwg.	POS. N.
702.5.008.1A	11	3	713.1.014.1E	3	1	729906FN1	38	8	741.4.002.1A	34	15	748.4.026.1B	21	6
702.5.008.1A	4	6	713.1.014.1F	3	24	732.1.007.1A	37	2	741.4.004.1A	16	5	748.4.033.1A	20	4
702.5.015.1A	4	14	713.1.082.1A	20	22	732.2.010.2A	37	17	741.4.004.1A	36	8	748.4.034.1A	16	15
703.1.013.1A	26	12	713.1.097.1C	25	25	734005N01	37	24	741.4.008.2A	36	7	748.4.034.1A	19	6
703.1.019.1A	15	30	713.1.119.1A	4	15	734006N01	12	2	741.4.013.1B	38	18	749.4.002.1A	30	28
70620.5212	16	26	713.1.137.1A	15	27	734006N01	37	11	741.4.038.1A	18	24	749.4.045.2G	17	10
70700.8N01	26	17	713.1.140.1A	10	14	734008N01	29	28	741.4.040.1A	16	9	749.5.001.1A	23	17
707006N02	29	21	713.1.192.1A	29	37	734305N01	18	25	741.4.041.1A	16	6	749.5.002.1A	18	19
707008N01	22	18	714.1.028.1A	25	3	734306N01	11	25	741.4.042.1A	16	3	750.1.007.1A	4	8
710.1.001.1A	9	13	714.1.045.1A	25	9	734306N01	22	23	741.4.043.1A	29	4	750.1.012.2A	6	16
710.1.025.1A	33	4	714.1.046.1A	25	14	734306N01	37	10	741.4.057.1A	38	13	750.1.060.1A	30	9
710.1.041.1C	25	22	715.1.004.1A	33	8	734306N01	5	16	741.4.058.1A	38	10	750.5.001.1A	2	23
710.1.046.1A	33	12	7150.22.594	24	1	734406N01	29	38	741.4.059.1A	38	15	750.5.001.1A	22	17
710.1.069.1A	10	21	716.1.022.1A	22	13	73500.1237	12	7	741.4.062.1A	29	34	750.5.001.1A	23	9
710.1.070.1A	10	30	716.1.043.1A	38	7	73500.1237	9	25	741.4.063.1A	38	11	75120.1747	13	8
710.1.085.1A	33	9	716.1.055.1A	20	10	73500.1440	12	11	741.4.066.1A	36	14	75120.2567	10	12
710.1.088.1A	33	14	716.1.056.1A	31	21	73500.1542	2	15	741.4.067.1A	16	28	75143.3380	10	25
711.1.090.1A	20	20	72094.1616	10	10	73500.1747	15	26	74172.1008	13	15	75162.2566	25	4
711.1.090.1B	20	28	72121.2106	6	4	73503.3075	5	11	74172.1008	6	10	75162.2566	25	24
711.1.095.1A	10	32	72276.1035	21	3	73503.3380	10	18	74172.1008	8	3	75162.3075	25	17
712.1.013.3A	35	6	723.1.003.1A	22	4	73503.3380	11	2	74223.1045	34	12	75166.1238	8	19
713.1.007.1A	13	9	72465.0214	28	4	73503.3380	13	24	74224.0570	6	7	75173.1542	13	19
713.1.014.1A	3	1	72944.1542	13	1	73503.3449	16	22	747.5.001.1A	31	24	75191.3380	10	29
713.1.014.1A	3	14	72944.1542	8	11	73503.3683	13	13	748.1.014.1B	25	26	75791.1747	10	9
713.1.014.1B	3	1	729906FN1	20	15	737.4.007.2A	8	14	748.1.023.1A	32	1	75794.1542	10	17
713.1.014.1B	3	24	729906FN1	30	8	741.1.012.1A	18	22	748.4.002.1A	30	17	758.1.014.1A	22	14
713.1.014.1D	3	24	729906FN1	37	21	741.1.028.1A	20	8	748.4.024.1A	25	20	759.1.006.1A	19	15

INDEX

CODE No.	Drwg.	POS. N.	CODE No.	Drwg.	POS. N.	CODE No.	Drwg.	POS. N.	CODE No.	Drwg.	POS. N.	CODE No.	Drwg.	POS. N.
760.1.003.1A	34	11	771.4.006.1A	11	14	771.5.725.2B	26	22	779.1.088.1A	19	16	779.5.018.1A	20	27
760.4.006.1B	35	5	771.5.004.2B	32	11	771.5.754.2B	17	2	779.1.099.1A	26	2	779.5.019.1A	9	33
76266.2668	10	4	771.5.040.2B	11	21	771.5.937.2B	33	7	779.1.104.1A	37	8	779.5.020.1A	9	6
76267.0012	9	24	771.5.040.2B	13	6	771.5.938.2B	33	5	779.1.109.1A	6	2	779.5.031.1A	5	19
763106N01	31	17	771.5.040.2B	18	28	772.1.010.2A	8	9	779.1.119.2A	32	3	780.1.007.1A	20	7
764.1.001.1A	20	9	771.5.040.2B	35	13	772.5.004.1A	26	10	779.1.133.1A	14	24	780.1.016.1A	6	3
764.1.009.1A	14	20	771.5.043.2B	4	1	772.5.008.1A	18	7	779.1.133.1A	15	33	780.1.018.1A	9	31
764.1.009.1A	15	21	771.5.045.7E	35	14	772.5.023.1A	26	28	779.1.162.1A	9	27	786.1.069.1A	7	6
764.1.013.1A	14	6	771.5.064.2B	11	5	772.5.023.1A	29	18	779.1.182.1A	10	36	787.1.008.1A	15	29
764.1.013.1A	15	22	771.5.064.2B	8	24	772.5.023.1A	30	15	779.1.198.1A	9	23	788.1.032.2A	14	9
764.1.015.1B	30	4	771.5.066.2B	13	21	775.1.002.1A	30	19	779.1.203.1A	2	7	788.1.032.2A	15	11
764.1.024.1A	20	3	771.5.066.2B	29	36	775.1.013.1A	18	18	779.1.204.1A	31	13	788.1.054.1A	12	4
764.1.029.1A	19	7	771.5.072.2B	10	31	776.5.032.2A	16	13	779.1.206.1A	31	3	788.1.066.1AA	11	22
764.1.029.1A	30	2	771.5.072.2B	18	2	776.5.307.2A	28	8	779.1.212.1A	31	19	788.1.066.1AB	11	22
764.1.029.1A	37	3	771.5.072.2B	5	7	777.5.019.7E	35	4	779.1.213.1A	30	13	788.1.066.1AC	11	22
764.1.029.1A	38	2	771.5.073.2B	11	16	777.5.036.2B	37	18	779.1.214.1B	21	2	789.1.001.1A	36	6
76400.0004	10	3	771.5.073.2B	18	10	777.5.049.2C	11	10	779.1.221.1A	30	27	791.1.015.1A	35	18
76401.0002	31	16	771.5.078.2B	12	12	779.1.007.2A	6	9	779.1.239.1A	19	8	791.1.039.1A	35	20
76401.0003	31	23	771.5.080.2B	10	27	779.1.008.1A	38	1	779.1.247.1A	20	25	791.2.014.1C	7	5
76402.0003	3	2	771.5.081.2B	5	3	779.1.029.1A	10	26	779.4.005.1A	17	4	799.1.025.1A	2	20
765.1.001.1A	29	8	771.5.083.2B	5	2	779.1.037.1A	32	14	779.5.001.1A	31	36	799.1.044.1A	29	6
765.1.001.1A	31	28	771.5.122.2B	8	20	779.1.039.1A	2	3	779.5.003.1A	20	11	799.1.049.1A	2	1
76835.1134	2	10	771.5.124.2B	29	27	779.1.054.1AA	29	7	779.5.004.1A	35	12	799.1.051.2A	6	15
770.5.121.9E	20	17	771.5.129.2B	9	8	779.1.058.1A	29	1	779.5.007.1A	35	19	799.1.055.1A	9	30
770.5.123.2B	25	6	771.5.136.2B	10	24	779.1.058.2A	27	9	779.5.010.1A	37	9	799.1.058.1A	26	13
771.1.008.1A	33	11	771.5.431.2B	28	20	779.1.058.2A	28	13	779.5.011.1A	31	25	799.1.061.1A	14	7
771.1.015.1A	33	10	771.5.721.2B	25	7	779.1.082.2A	27	10	779.5.012.1A	26	31	799.1.061.1A	15	9

INDEX





CODE No.	Drwg.	POS. N.	CODE No.	Drwg.	POS. N.	CODE No.	Drwg.	POS. N.	CODE No.	Drwg.	POS. N.	CODE No.	Drwg.	POS. N.
799.1.088.1A	17	7	80A0.62649	20	2	827.1.186.1A	38	4	840.1.006.1A	13	11	840.1.033.1A	13	11
799.1.089.1A	17	6	80B0.62672	35	22	827.1.191.2A	23	26	840.1.007.1A	13	11	840.1.034.1A	13	11
799.1.099.1A	4	4	80C0.05893	35	7	827.1.211.1A	30	26	840.1.008.1A	13	11	840.1.051.1B	13	9
799.1.105.1A	38	17	814.1.091.2A	38	19	827.1.236.1A	18	17	840.1.009.1A	13	11	840.1.052.1B	13	9
799.1.118.1B	38	22	814.1.114.1A	1.3	8	827.1.241.1A	16	27	840.1.010.1A	13	11	840.1.053.1B	13	9
8000.18048	22	12	818.1.010.1B	4	3	829.1.021.2A	36	1	840.1.011.1A	13	11	840.1.054.1B	13	9
8000.18048	34	10	819.1.017.1A	25	8	829.1.099.1D	22	7	840.1.012.1A	13	11	840.1.055.1B	13	9
8000.47420	27	7	819.1.030.1A	32	2	829.1.124.2A	20	26	840.1.013.1A	13	11	840.1.056.1B	13	9
8000.47420	28	11	821.1.001.1A	2	26	829.1.134.1A	10	38	840.1.014.1A	13	11	840.1.057.1B	13	9
8000.56443	23	16	821.1.028.2B	35	8	829.1.136.1A	23	27	840.1.015.1A	13	11	840.1.058.1B	13	9
8000.59056	29	14	821.1.039.1B	25	19	829.1.141.1B	28	21	840.1.016.1A	13	11	840.1.059.1B	13	9
8000.59056	31	22	821.1.054.1A	19	5	829.1.235.1A	15	31	840.1.017.1A	13	11	840.1.060.1B	13	9
8000.60683	31	1	821.1.070.1A	2	17	829.1.236.1A	37	26	840.1.018.1A	13	11	840.1.061.1B	13	9
8000.60700	31	6	821.1.075.1A	34	9	829.1.283.1B	19	11	840.1.019.1A	13	11	840.1.062.1B	13	9
8000.62586	29	19	821.1.090.1A	31	4	829.1.285.1A	19	12	840.1.020.1A	13	11	840.1.063.1B	13	9
8000.62655	31	12	821.1.115.1A	14	15	829.1.358.1A	14	27	840.1.021.1A	13	11	840.1.064.1B	13	9
8000.62705	35	9	821.1.115.1A	15	10	829.2.237.1A	37	12	840.1.022.1A	13	11	840.1.065.1B	13	9
8000.66308	38	3	824.1.023.1AB	31	18	830.1.091.2A	16	19	840.1.023.1A	13	11	840.1.066.1B	13	9
8000.66526	18	12	824.1.024.1AB	31	8	830.1.144.1A	11	20	840.1.024.1A	13	11	840.1.067.1B	13	9
8000.66774	26	27	825.1.030.1A	29	24	830.1.194.1A	22	8	840.1.025.1A	13	11	840.1.068.1B	13	9
8000.70127	24	4	826.1.009.1A	2	33	830.1.195.1A	22	20	840.1.026.1A	13	11	840.1.069.1B	13	9
8000.70139	1.1	2	826.1.011.1A	3	16	830.1.228.1A	19	9	840.1.027.1A	13	11	840.1.070.1B	13	9
8000.78345	26	15	827.1.096.1A	37	15	840.1.001.1A	13	11	840.1.028.1A	13	11	840.1.071.1B	13	9
801.1.027.1A	16	4	827.1.097.1A	37	5	840.1.002.1A	13	11	840.1.029.1A	13	11	841.1.017.1A	22	19
802.1.005.1A	35	17	827.1.139.2B	17	8	840.1.003.1A	13	11	840.1.030.1A	13	11	841.1.031.1A	4	2
80A0.53548	29	5	827.1.157.1A	38	6	840.1.004.1A	13	11	840.1.031.1A	13	11	847.4.002.1A	31	9
80A0.53548	31	26	827.1.161.1A	31	10	840.1.005.1A	13	11	840.1.032.1A	13	11	848.4.011.1A	33	13

INDEX

CODE No.	Drwg.	POS. N.	CODE No.	Drwg.	POS. N.	CODE No.	Drwg.	POS. N.	CODE No.	Drwg.	POS. N.	CODE No.	Drwg.	POS. N.
850.1.005.1A	29	11	852.1.104.1M	6	11	866.1.040.1A	35	3	886.4.028.1A	15	28	88713.1994	1	25
850.4.016.1A	37	4	852.1.104.1N	6	11	872.1.019.1A	32	6	886.4.035.1A	11	8	88713.2009	1	30
851.1.004.1A	4	9	852.1.105.1AB	3	25	872.1.026.1A	30	18	886.4.037.1A	9	4	88713.2011	1	17
852.1.001.1A	32	12	852.1.105.1AD	3	25	872.1.028.1A	26	21	886.4.043.1A	4	17	88713.2036	1	19
852.1.002.1A	32	12	852.1.105.1AG	3	25	873.1.039.1A	9	14	88700.5644	1	34	88713.2092	1	28
852.1.003.1A	32	12	852.1.108.1AH	3	18	875.1.063.1A	33	15	88700.5665	1	27	88713.2096	1	2
852.1.005.1A	2	14	852.1.108.1AL	3	18	875.1.065.1A	1.3	3	88700.5749	1	20	88713.2103	1	3
852.1.008.1A	5	10	852.1.108.1AN	3	18	876.1.066.1A	34	14	88713.0123	1	5	88713.2107	1	1
852.1.053.1A	2	2	852.1.116.1A	31	37	876.1.082.1A	34	1	88713.0137	1	11	88713.2133	1	26
852.1.065.1A	31	2	852.1.117.1A	31	35	877.1.071.1A	29	16	88713.0143	1	32	88765.0999	1	16
852.1.079.1A	32	15	852.1.118.1A	20	29	877.2.002.1A	34	7	88713.0262	1	29	88765.1000	1	15
852.1.093.1A	2	14	852.1.120.1A	9	32	881.1.010.1C	12	18	88713.0844	1	33	88765.1005	1	15
852.1.094.1A	2	19	852.1.124.1A	13	14	881.1.012.1A	2	32	88713.0874	1	6	88765.1006	1	15
852.1.099.1A	31	11	852.5.001.1A	23	18	881.1.023.1A	22	21	88713.0875	1	8	88765.1058	1	13
852.1.103.1A	26	4	852.5.004.1C	20	18	881.1.026.1A	4	13	88713.0879	1	7	88765.1073	1.2	21
852.1.104.1A	6	11	852.5.005.1A	9	18	881.1.030.1A	11	26	88713.1010	1	31	88765.1074	1.2	21
852.1.104.1B	6	11	856.1.001.1A	3	7	881.1.030.1A	5	22	88713.1010	1.1	7	88765.1075	1.2	21
852.1.104.1C	6	11	856.1.002.1A	13	4	882.1.003.1A	8	22	88713.1058	1.1	9	88765.1076	1.2	21
852.1.104.1D	6	11	856.1.002.1A	8	15	882.1.006.1A	2	16	88713.1072	1.1	6	88765.1077	1.2	21
852.1.104.1E	6	11	856.1.014.1A	4	11	884.4.007.1A	32	7	88713.1078	1	12	88765.1086	1	22
852.1.104.1F	6	11	856.1.025.1A	10	7	884.4.012.1A	36	3	88713.1079	1	14	88765.1126	1.2	6
852.1.104.1G	6	11	856.1.042.1A	30	5	884.4.017.1A	7	10	88713.1091	1	21	88765.1126A	1.2	4
852.1.104.1H	6	11	856.1.057.1A	24	2	884.5.008.1A	25	11	88713.1096	1.1	8	88765.1126B	1.2	12
852.1.104.1I	6	11	856.1.071.1A	12	9	886.4.003.1A	11	23	88713.1215	1	9	88765.1126C	1.2	11
852.1.104.1J	6	11	861.5.003.1A	26	30	886.4.011.1A	35	21	88713.1344	1.1	3	88765.1126D	1.2	14
852.1.104.1K	6	11	863.1.002.1A	12	14	886.4.021.1A	16	24	88713.1515	1.1	5	88765.1126E	1.2	9
852.1.104.1L	6	11	866.1.037.1A	35	11	886.4.022.1A	16	23	88713.1749	1	24	88765.1126F	1.2	13

INDEX

CODE No.	Drwg.	POS. N.	CODE No.	Drwg.	POS. N.	CODE No.	Drwg.	POS. N.	CODE No.	Drwg.	POS. N.	CODE No.	Drwg.	POS. N.
88765.1126G	1.2	17	88765.1244	1.3	0	93827.0114	9	22						
88765.1126H	1.2	16	88765.1245	1.3	0	94247.0014	10	5						
88765.1126L	1.2	19	88765.1297	1	23	94247.0014	11	15						
88765.1126M	1.2	18	88765.1322	1	18	98112.0002	1	4						
88765.1126N	1.2	7	893.1.005.1A	5	15									
88765.1126P	1.2	10	893.4.005.1A	29	22									
88765.1126Q	1.2	5	894.2.009.1A	9	19									
88765.1126R	1.2	3	895.4.001.2A	35	15									
88765.1126S	1.2	22	8A00.67997	29	39									
88765.1126T	1.2	23	8A00.67997	3	17									
88765.1126T	1.3	16	8A00.69056	24	3									
88765.1126U	1.2	20	913.7.060.1M	37	23									
88765.1126V	1.2	8	914.7.023.1A	1.2	2									
88765.1126Z	1.2	1	914.7.023.1B	1.2	2									
88765.1236	1	10	914.7.023.1C	1.2	2									
88765.1236	1.1	1	914.7.023.1D	1.2	2									
88765.1237	1	10	914.7.023.1E	1.2	2									
88765.1237	1.1	1	930.1.004.1A	26	5									
88765.1238	1	10	93781.1824	33	2									
88765.1238	1.1	1	93783.1524	11	11									
88765.1239	1	10	93784.2030	5	9									
88765.1239	1.1	1	93785.1830	10	16									
88765.1240	1	10	93823.2018	4	18									
88765.1240	1.1	1	93823.2082	5	14									
88765.1241	1.3	0	93823.3156	10	34									
88765.1242	1.3	0	93827.0114	10	28									
88765.1243	1.3	0	93827.0114	5	12									

DUCATIMOTORHOLDING 	MONSTER 620 i.e.	M.Y. '02	U.S.A.
Spare Sparts Department	P.N. 91511461A	Ottobre - October '01	Edizione - Edition 00
DUCATIMOTORHOLDING 	MONSTER 620 i.e.	M.Y. '02	U.S.A.
Spare Sparts Department	P.N. 91511461A	Ottobre - October '01	Edizione - Edition 00
DUCATIMOTORHOLDING 	MONSTER 620 i.e.	M.Y. '02	U.S.A.
Spare Sparts Department	P.N. 91511461A	Ottobre - October '01	Edizione - Edition 00
DUCATIMOTORHOLDING 	MONSTER 620 i.e.	M.Y. '02	U.S.A.
Spare Sparts Department	P.N. 91511461A	Ottobre - October '01	Edizione - Edition 00