





Spare parts catalogue **695 U.S.A.**

DUCATI *MONSTER*

<i>DUCATI</i> MOTOR HOLDING 	<i>MONSTER 695</i>	M.Y. '07	<i>U.S.A.</i>
Spare Parts Department	P.N. 91512451A	Marzo - March '06	Edizione - Edition 00

<i>DUCATI</i> MOTOR HOLDING 	<i>MONSTER 695</i>	M.Y. '07	<i>U.S.A.</i>
Spare Parts Department	P.N. 91512451A	Marzo - March '06	Edizione - Edition 00

<i>DUCATI</i> MOTOR HOLDING 	<i>MONSTER 695</i>	M.Y. '07	<i>U.S.A.</i>
Spare Parts Department	P.N. 91512451A	Marzo - March '06	Edizione - Edition 00

<i>DUCATI</i> MOTOR HOLDING 	<i>MONSTER 695</i>	M.Y. '07	<i>U.S.A.</i>
Spare Parts Department	P.N. 91512451A	Marzo - March '06	Edizione - Edition 00

GENERAL INFORMATION

The present spare parts order exactly the right spare parts

When ordering specify:

1) the part's code number followed by its description; quantity needed;

2) the motorcycle's serial number, stamped on the steering head.

Reference to right and left apply to the vehicle in terms of its direction of movement.

Spare parts drawings are general and do not represent the part.

The contents of this catalogue are general and can undergo changes without prior notice.

VALIDITY

f.m.	Until V.I.N.
d.m.	From V.I.N.
f.m.m.	Up to engine number
d.m.m.	From engine number

LIST

CAL	California
CND	Canada

*Ducati Motor Holding S.p.A.
Commercial and Administration Office:
Via A. Cavalieri Ducati n. 3
40132 Bologna, Italy
Telefono 051 6413111
Fax 051 406580
Internet www.ducati.com*

CATALOGUE No: 915.1.245.1A
ISSUED: 03 - 06

CATALOGUE No: 915.1.245.1A
ISSUED: 03 - 06

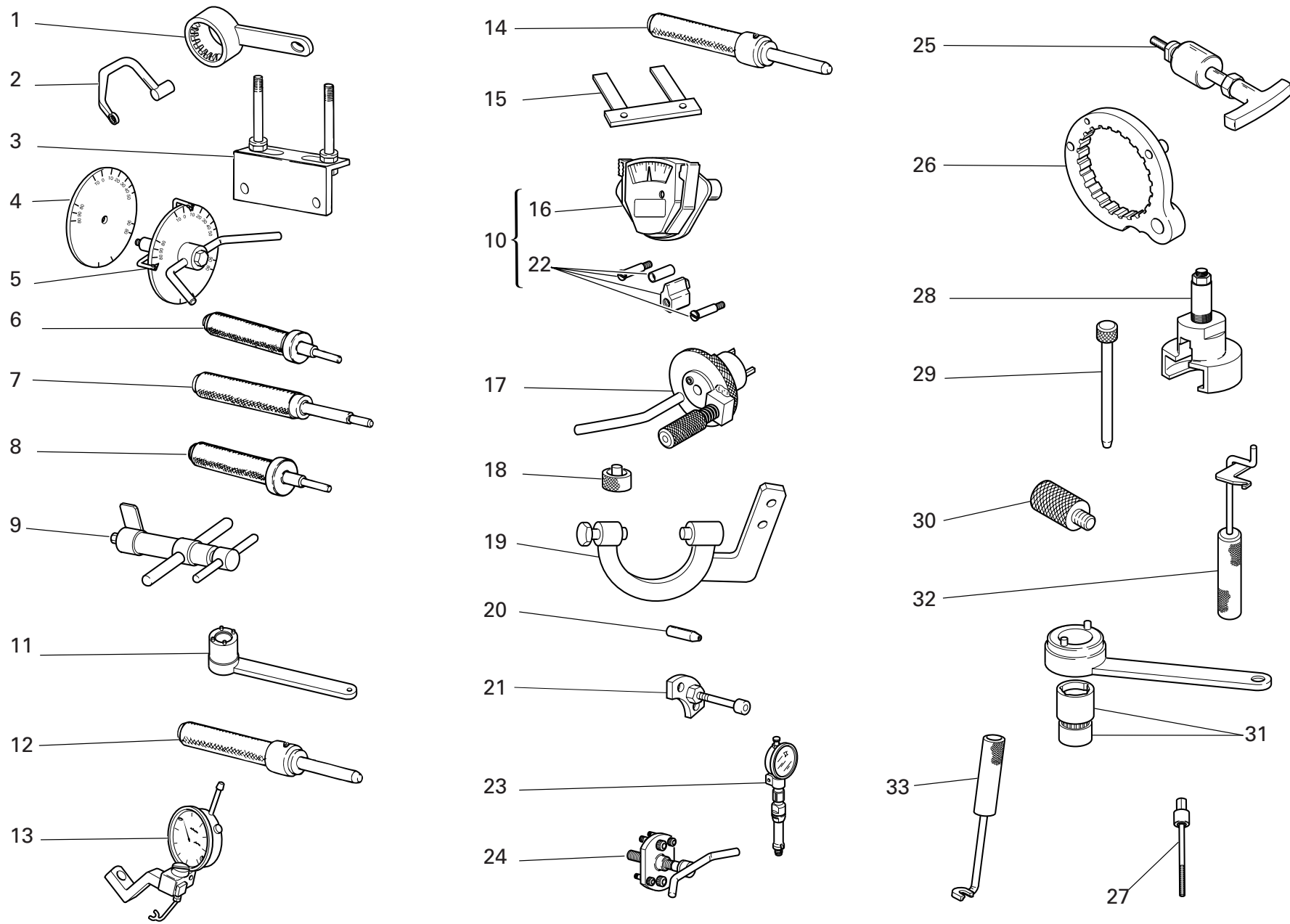
PAINTS




Paint	Code
"Rosso Anniversary DUCATI"	(PPG) F_473.101
"Nero Lucido DUCATI"	(PPG) 248.514
"Nero Opaco"	(PPG) 291.501
"Trasparente"	(PPG) 228.880

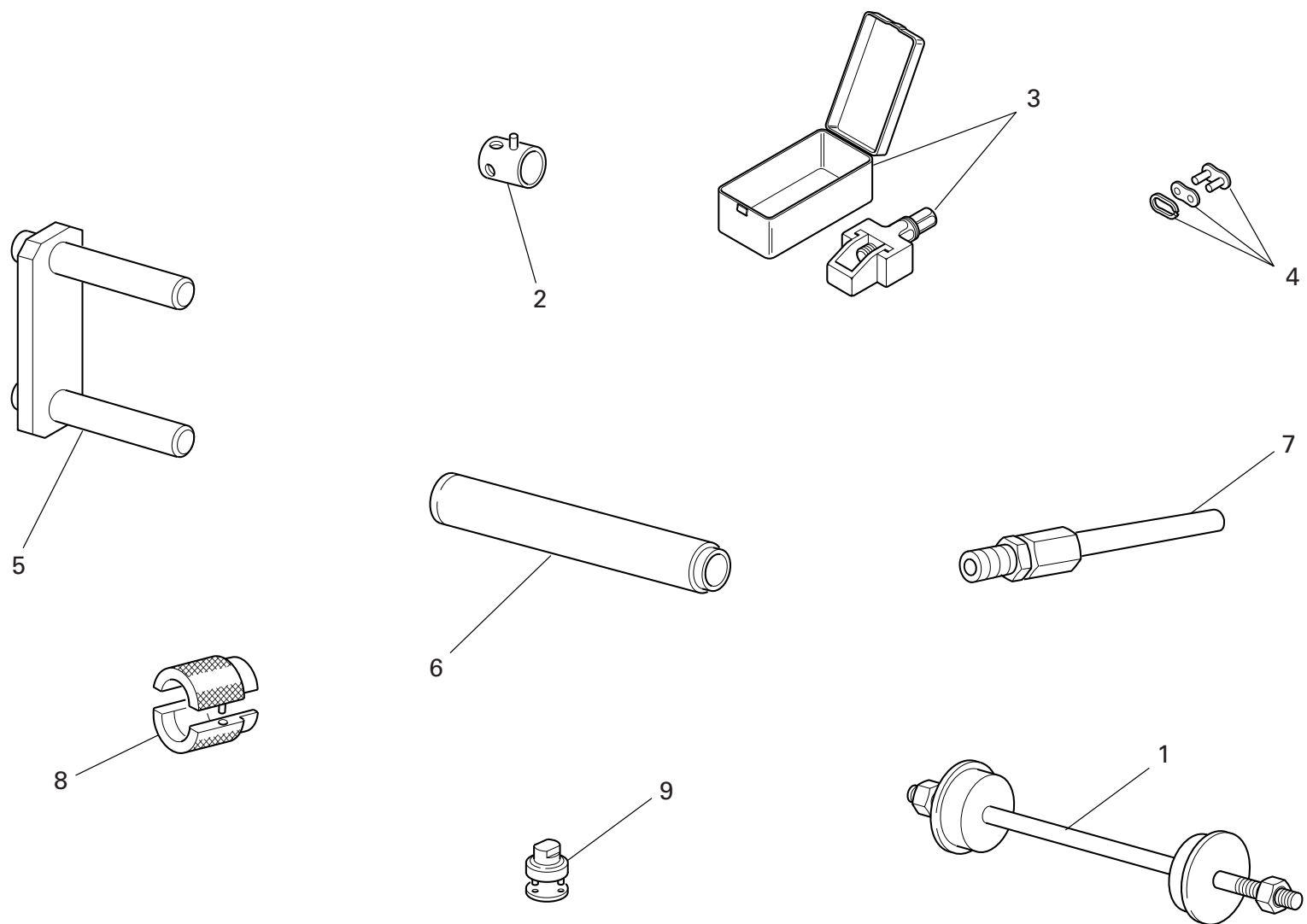
page	CONTENTS
4	001 WORKSHOP SPECIAL TOOLS
8	001a WORKSHOP SPECIAL TOOLS
10	001b DIAGNOSIS TESTER DDS
12	001c WORKSHOP SPECIAL TOOLS
14	002 GEARCHANGE
18	003 GEAR-BOX
22	004 CLUTCH
24	005 CLUTCH COVER
26	006 CRANKSHAFT
30	007 CYLINDERS - PISTONS
32	008 TIMING
34	009 FILTERS AND OIL PUMP
38	010 HALF CRANKCASES
42	011 ALTERNATOR COVER
46	012 ELECTRIC STARTER AND IGNITION
48	013 HEAD : TIMING
50	014 VERTICAL HEAD
54	015 HORIZONTAL HEAD
58	016 INLET DICT
60	017 STANDS
62	018 ELECTRIC SYSTEM
66	019 BATTERY BOX MOUNT
68	020 EXHAUST SYSTEM
72	021 INSTRUMENT PANEL
74	022 FRONT HEAD-LIGHT
76	023 PLATE HOLDER - REAR LIGHT
78	024 FRONT FORK
80	025 FRONT AND REAR WHEELS
82	026 HANDLEBAR AND CONTROLS
86	027 CLUTCH CONTROL
88	028 FRONT BRAKE
90	029 REAR BRAKE
94	030 FRAME
98	031 GEARCHANGE LEVER - FOOT REST
102	032 SWINGARM AND CHAIN
104	033 REAR SUSPENSION
106	034 AIR INDUCTIO AND OIL VENT
108	035 FUEL TANK
110	036 FUEL SYSTEM
112	037 SEAT
114	038 FUEL INFEED
116	039 MARKING PLATES

DRAWING 001 WORKSHOP SPECIAL TOOLS




NOTES NO.	CODE NO.	DESCRIPTION	VALIDITY	Q.TY 
1	88713.2107	Wrench for holding timing belt rollers ring nuts		1
2	88713.2676	Head nuts holder wrench		1
3	88713.2103	Head mounting base		1
4	98112.0002	Degree wheel		1
5	88713.0123	Degree wheel holder tool for ignition advance check		1
6	88713.0874	Exhaust valve guide punch tool		1
7	88713.0879	Punch tool to extract valve guide		1
8	88713.0875	Intake valve guide punch tool		1
9	88713.1215	Torque wrench for timing belt		1
10	051.2.001.1A	Torque wrench for timing belt		1
11	88713.0137	Crankshaft gear holder wrench for tightening nut		1
12	88713.1078	Punch tool for driving exhaust valve seat		1
13	88765.1058	Valve lift gauge		1
14	88713.1079	Punch tool for driving intake valve seat		1
15	88765.1000	Fork feeler gauge 0.1 mm		1
15	88765.1005	Fork feeler gauge 0,2 mm		1
15	88765.1006	Fork feeler gauge 0.3 mm		1
16	88765.0999	Timing belt control gauge		1
17	88713.2011	Tool to hold crankshaft in TDC position		1
18	88765.1322	Spacer for checking lower valve shim		1
19	88713.2036	Flywheel Wrench		1
20	88700.5749	Crankcases assembling cap		1
21	88713.1091	Plate for positioning gear engagement fork		1
22	88765.1086	Conversion kit for 2V belts tensioning tool		1

NOTES NO.	CODE NO.	DESCRIPTION	VALIDITY	Q.TY 
23	88765.1297	T.D.C. control gauge		1
24	88713.1749	Drive roller puller		1
25	88713.1994	Rocker shaft extractor		1
26	88713.2556	Wrench to hold cluch housing drum steady		1
27	88713.2591	Clutch screw		3
28	88713.2092	Extractor for primary drive gear		1
29	88713.0262	Pin for assembling rocker arms		1
30	88713.2009	Belt roller timing of two-valva head		1
31	88700.5644	Wrench for camshaft pulley ring nut adjustment		1
32	88713.0143	Tool for assembling closing rocker and spring		1
33	88713.0844	Half-rings mounting punch tool		1

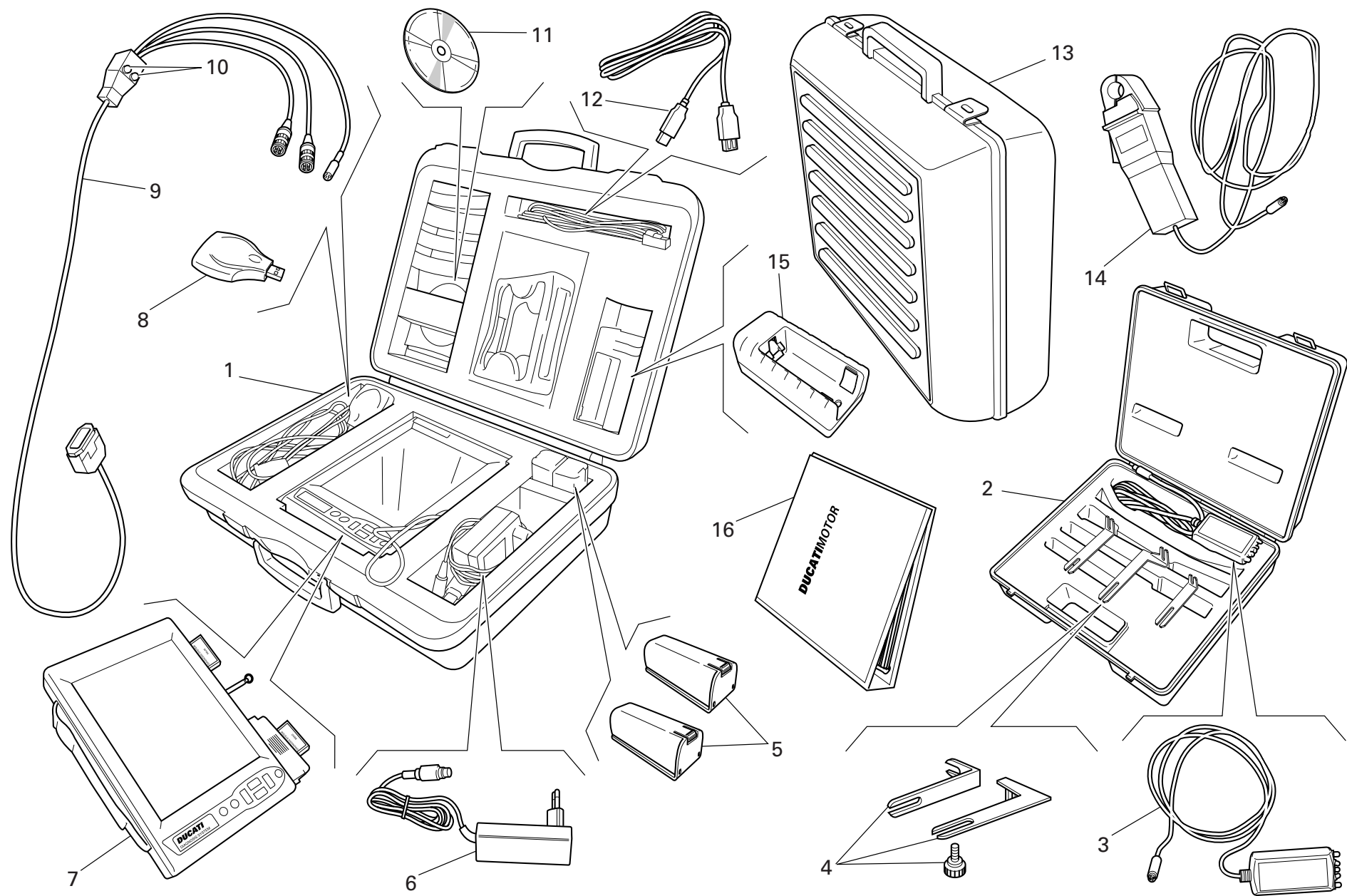


DRAWING 001a WORKSHOP SPECIAL TOOLS


NOTES NO.	CODE NO.	DESCRIPTION	VALIDITY	Q.TY	
1	88713.1062	Tool for assembling the steering head bearings		1	
2	8000.70139	Wrench for front wheel spindle		1	
3	88713.1344	Tool for assembling chain		1	
4	677.4.003.1A	Coupling		1	
5	88713.1515	Frame/engine mount		1	
6	88713.1072	Stopper for driving the half bearing of the steering head base		1	
7	88713.1010	Union for exhaust gas suction		1	
8	88713.1096	Tool for overhauling SHOWA forks - assembling seal ring		1	
9	88713.1058	Wrench for assembling the steering head cap		1	

NOTES NO.	CODE NO.	DESCRIPTION	VALIDITY	Q.TY	
-----------	----------	-------------	----------	------	---

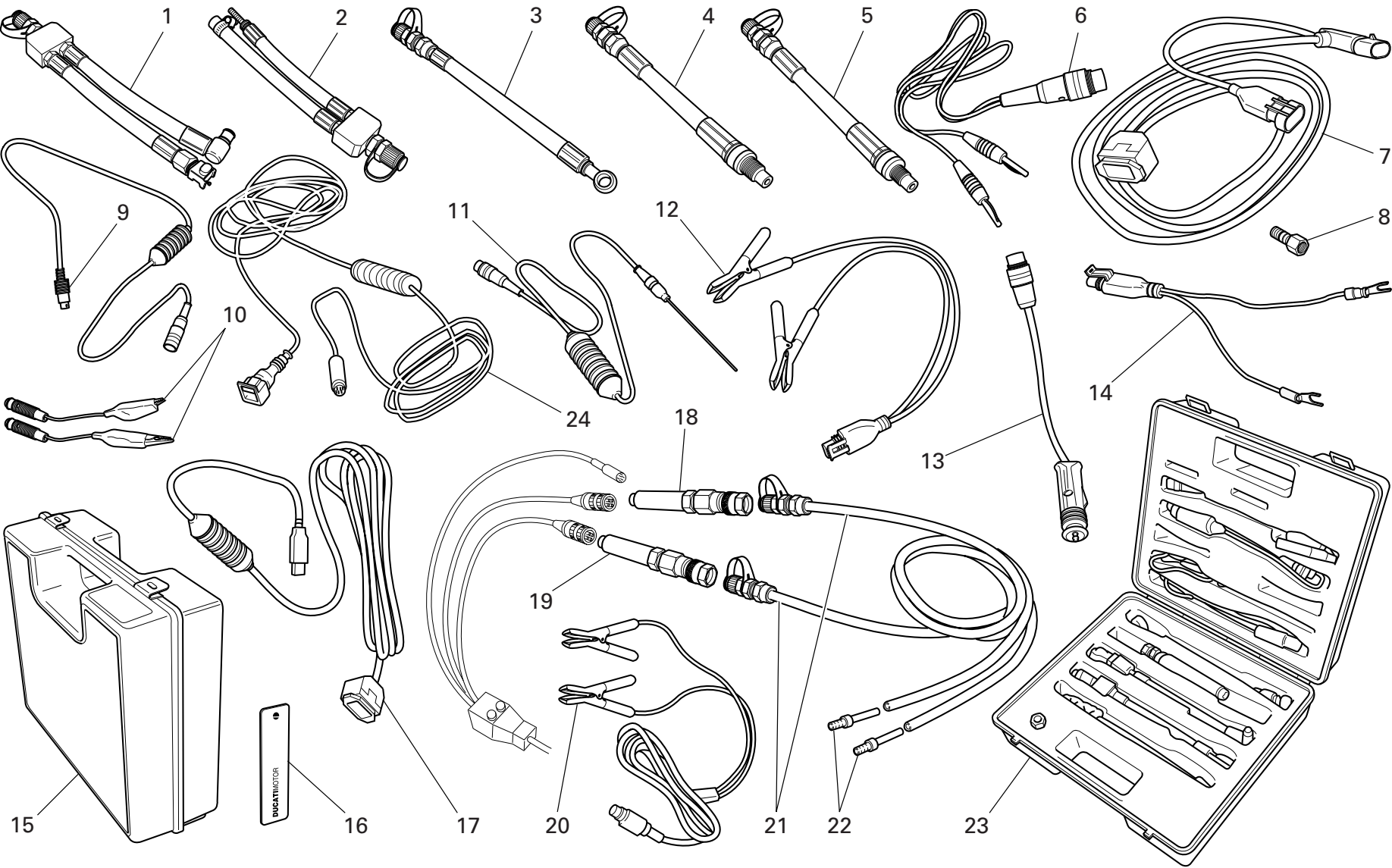
DRAWING 001b DIAGNOSIS TESTER DDS



DRAWING 001b DIAGNOSIS TESTER DDS

NOTES NO.	CODE NO.	DESCRIPTION	VALIDITY	Q.TY 
1	97900.0215	DDS (Ducati Diagnosis System) + manifold vacuum meter. kit		1
2	97900.0002	Belt tensioning kit		1
3	88765.1371	Sensor		1
4	88765.1374	Bracket		1
5	97900.0216	Battery		2
6	97900.0224	Feeder		1
7	97900.0211	Bare DDS		1
8	97900.0225	(USB) Memory card reader		1
9	97900.0222	Main cable 1060838		1
10	97900.0219	Fuse		2
11	97900.0223	Software DDS CD		1
12	97900.0226	(USB) Cable extension		1
13	97900.0229	Black case with sponge rubber		1
14	97900.0234	Amperometer plier		1
15	97900.0217	Battery charger		1
16	97900.0232	DDS manual		1

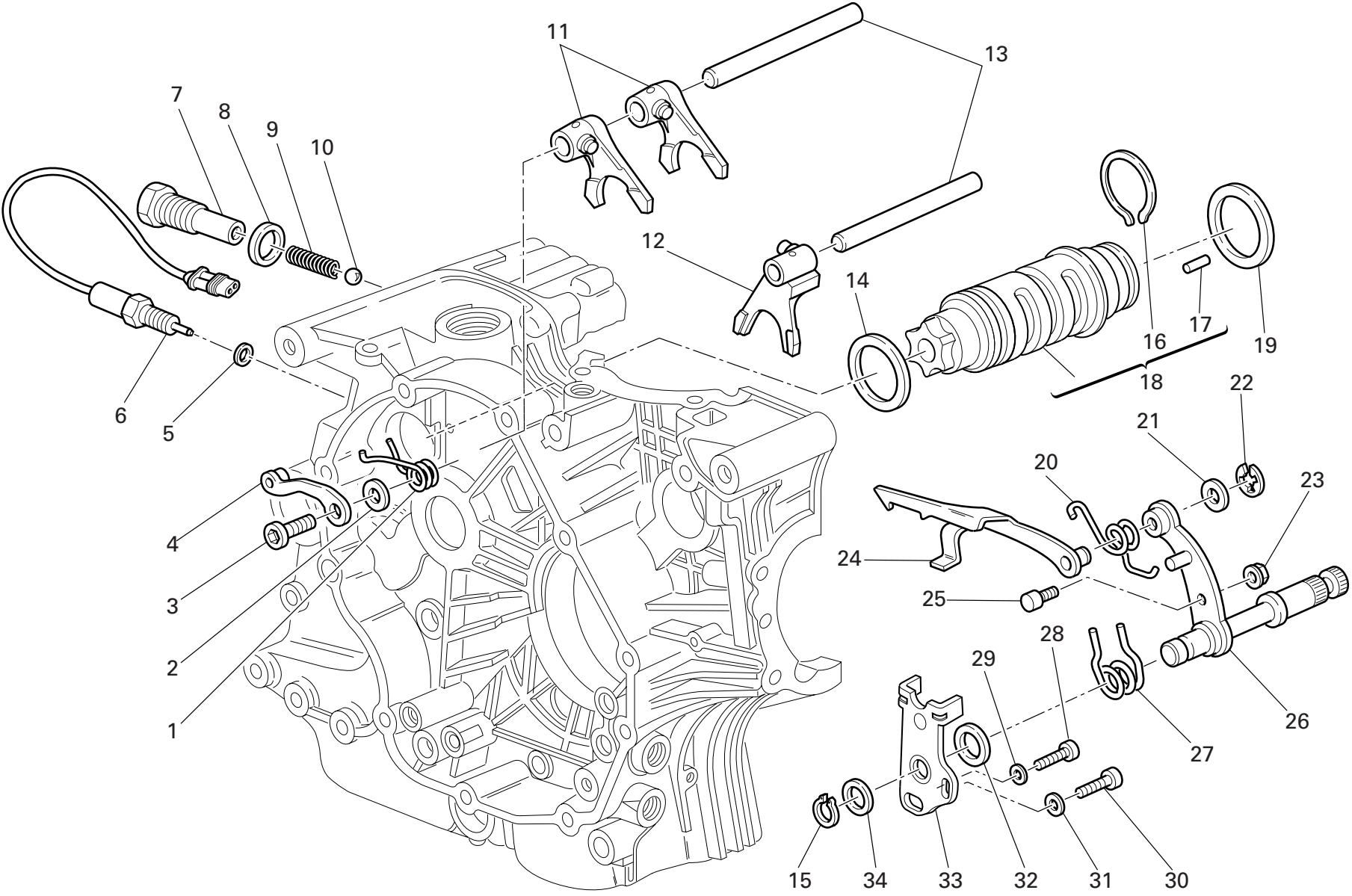
NOTES NO.	CODE NO.	DESCRIPTION	VALIDITY	Q.TY 
-----------	----------	-------------	----------	--



DRAWING 001c WORKSHOP SPECIAL TOOLS


NOTES NO.	CODE NO.	DESCRIPTION	VALIDITY	Q.TY 
1	590.1.189.1A	Fuel pressure line HS.		1
2	590.1.190.1A	Fuel pressure line ST/SS/M.		1
3	875.1.065.1A	Oil pressure line		1
4	552.1.037.1A	Fitting - cylinder compression M12		1
5	552.1.038.1A	Fitting - cylinder compression M10		1
6	514.1.037.1A	Cable Volt PF DUC 21		1
7	97900.0227	Main cable D607		1
8	814.1.114.1A	Oil pressure fitting		1
9	514.1.032.1A	Cable for supplementary tests		1
10	514.1.035.1A	Red clamp cable		1
10	514.1.036.1A	Black clamp cable		1
11	552.1.040.1A	Temperature probe		1
12	97900.0228	Battery connection adapter		1
13	514.1.033.1A	Electric lighter connection adapter (ST)		1
14	514.1.038.1A	Battery connection adapter		1
15	698.1.033.1A	Red case with sponge rubber		1
16	88765.1126T	DUCATI sticker RH/LH side		2
17	97900.0231	(USB) Adaptor		1
18	97900.0218	Depressure sensor		1
19	552.1.039.1A	Pressure sensor		1
20	97900.0230	Feeder		1
21	97900.0220	Depressure/pressure line		2
22	97900.0221	Union		4
23	97900.0003	Pressure kit		1
24	88765.1126C	Cable for potentiometer adjustment		1

NOTES NO.	CODE NO.	DESCRIPTION	VALIDITY	Q.TY 
-----------	----------	-------------	----------	--



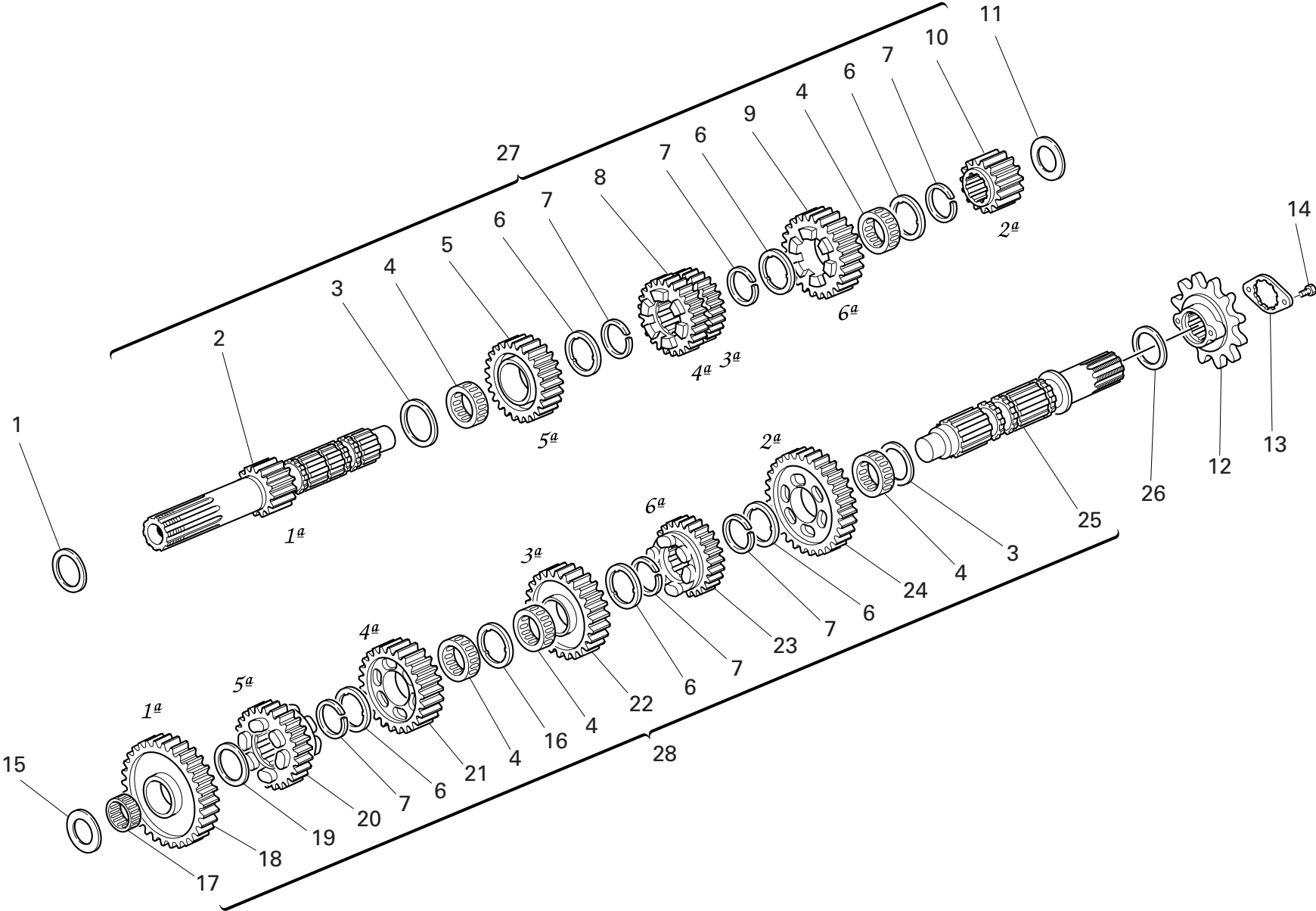
DRAWING 002 GEARCHANGE

NOTES NO.	CODE NO.	DESCRIPTION	VALIDITY	Q.TY 
1	799.1.049.1A	Return spring		1
2	852.1.053.2A	Washer		1
3	779.1.039.1A	Special screw		1
4	455.2.003.1A	Gear stopper assembly		1
5	852.5.024.1A	Gasket th.1		1
6	539.1.021.1B	Switch		1
7	779.1.203.2A	Push rod holder		1
8	0272.91.090	Gasket		1
9	0660.13.143	Gear selector spring		1
10	76835.1134	Ball		1
11	0340.13.075	1st,4th-2nd,3rd gear selector fork		2
12	0340.13.080	5th,6th gear selector fork		1
13	0660.13.070	Fork pin		2
14	852.1.005.1A	Shim th. 1		1
14	852.1.093.1A	Shim th. 0.9		1
15	73500.1542	Circlip		1
16	882.1.006.1A	Needle retaining ring (square cross-section)		1
17	821.1.070.1A	Pin		6
18	182.2.018.1A	Complete gearbox drum		1
19	0660.13.060	Shim th. 1		1
19	852.1.094.1A	Shim th. 0.9		1
20	799.1.025.1A	Fork return spring		1
21	0400.09.050	Shim th. 0.5		1
21	0765.92.205	Shim th. 0.2		2
22	884.5.034.1A	Ring		1
23	748.1.040.1A	Nut		1

NOTES NO.	CODE NO.	DESCRIPTION	VALIDITY	Q.TY 
24	180.1.008.1A	Gearbox drum control fork		1
25	0660.13.165	Gearchange lever pin		1
26	821.1.001.1A	Pin with gearchange lever		1
27	0799.13.110	Gearchange lever return spring		1
28	771.5.067.8B	Screw		1
29	852.1.172.1A	Washer		1
30	771.5.123.8B	Screw		1
31	852.1.174.1A	Washer		1
32	881.1.012.1A	Centering ring		1
33	826.1.009.1A	Stopper plate		1
34	0400.29.125	Shim th. 0.2		2
34	0400.29.126	Shim th. 0.5		1


DRAWING 003

GEAR-BOX



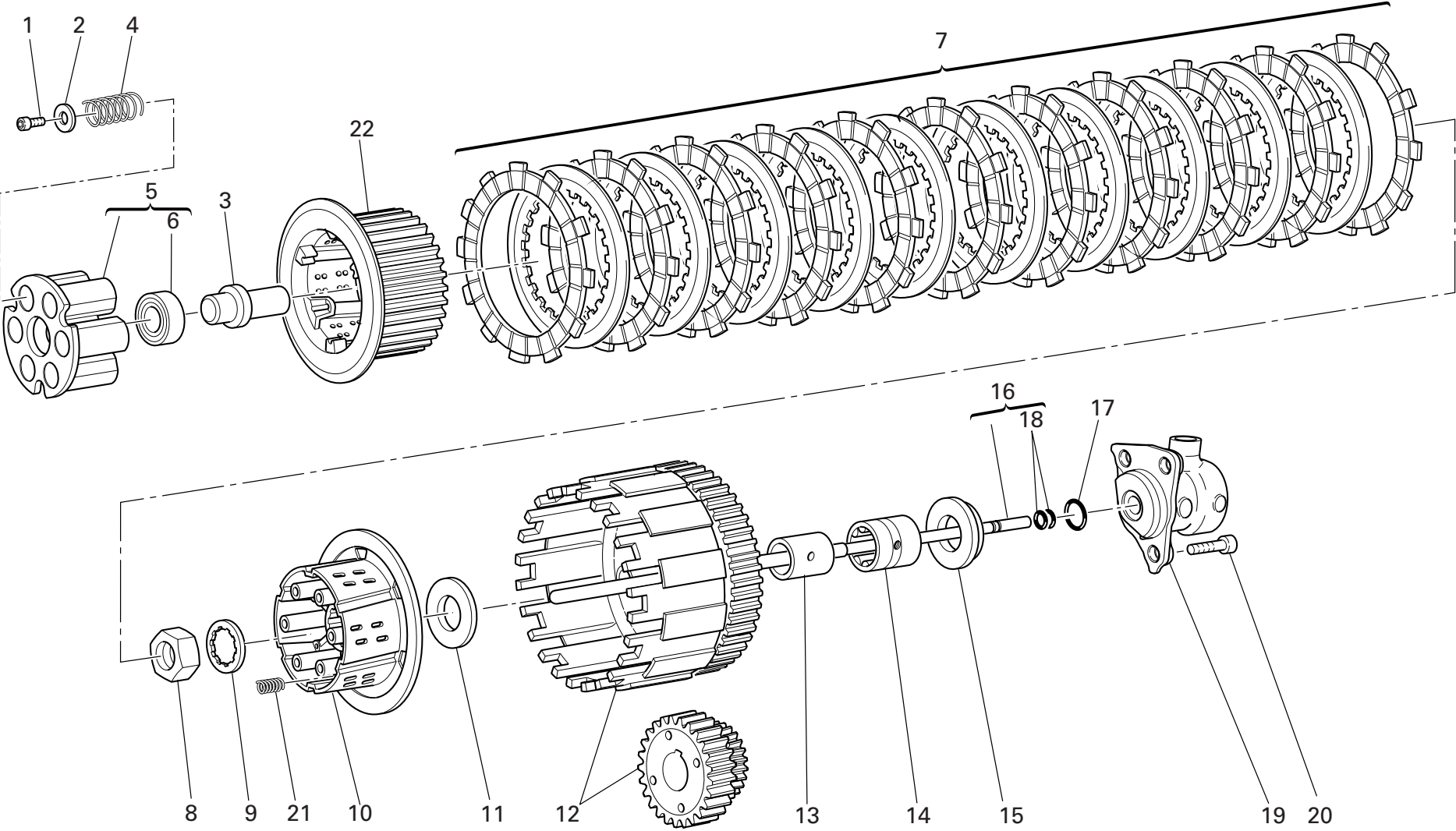
DRAWING 003 GEAR-BOX

NOTES NO.	CODE NO.	DESCRIPTION	VALIDITY	Q.TY 
1	0251.47.050	Shim th. 1		1
1	0251.47.054	Shim th. 1.2		1
1	852.1.108.1AH	Shim th. 0.9		1
1	852.1.108.1AL	Shim th. 1,1		1
1	852.1.108.1AN	Shim th. 1,3		1
2	149.1.033.1A	Gearbox main shaft		1
3	0670.16.150	Shim th. 0.5		2
4	701.4.005.1A	Needle bearing		5
5	172.1.110.1A	Driving gear 5th sp.		1
6	856.1.001.1A	Grooved washer th. 0.5		6
7	0670.16.145	Snap ring		6
8	172.1.109.1A	Driving gear 3rd/4th sp.		1
9	172.1.111.1A	Driving gear 6th sp.		1
10	172.1.108.1A	Driving gear 2nd sp.		1
11	0670.16.163	Shim th. 1.8		1
11	0670.16.184	Shim th. 1		1
11	713.1.014.1A	Shim th. 1.5		1
11	713.1.014.1B	Shim th. 1.7		1
11	713.1.014.1E	Shim th. 1.6		1
11	713.1.014.1F	Shim th. 1.9		1
11	713.1.266.1A	Spacer th. 3,15		1
12	449.A.043.3A	Chain sprocket Z=15		1
13	826.1.011.1A	Sprocket keep plate		1
14	772.1.055.1A	Screw		2
15	0670.16.164	Shim th. 2		1
15	0670.16.165	Shim th. 2.2		1

NOTES NO.	CODE NO.	DESCRIPTION	VALIDITY	Q.TY 
15	0670.16.184	Shim th. 1		1
15	0670.16.185	Shim th. 1.2		1
15	713.1.011.1A	Shim th. 2.3		1
15	713.1.014.1A	Shim th. 1.5		1
15	713.1.014.1E	Shim th. 1.6		1
16	856.1.031.1A	Grooved washer th. 0.5		1
17	76402.0002	Needle bearing		1
18	172.1.112.1A	Driven gear 1st sp.		1
19	0670.16.155	Shim th. 1		1
20	172.1.116.1A	Driven gear 5th sp.		1
21	172.1.115.1A	Driven gear 4th sp.		1
22	172.1.114.1A	Driven gear 3rd sp.		1
23	172.1.117.1A	Driven gear 6th sp.		1
24	172.1.113.1A	Driven gear 2nd sp.		1
25	149.1.034.1A	Gearbox lay shaft		1
26	0670.16.170	Shim th. 0.8		1
26	0670.16.171	Shim th. 1		1
26	852.1.105.1AB	Shim th. 0.9		1
26	852.1.105.1AD	Shim th. 1,1		1
26	852.1.105.1AG	Shim th. 0.7		1
27	150.2.061.1A	Complete main shaft		1
28	150.2.062.1A	Gearbox lay shaft		1

DRAWING 004

CLUTCH



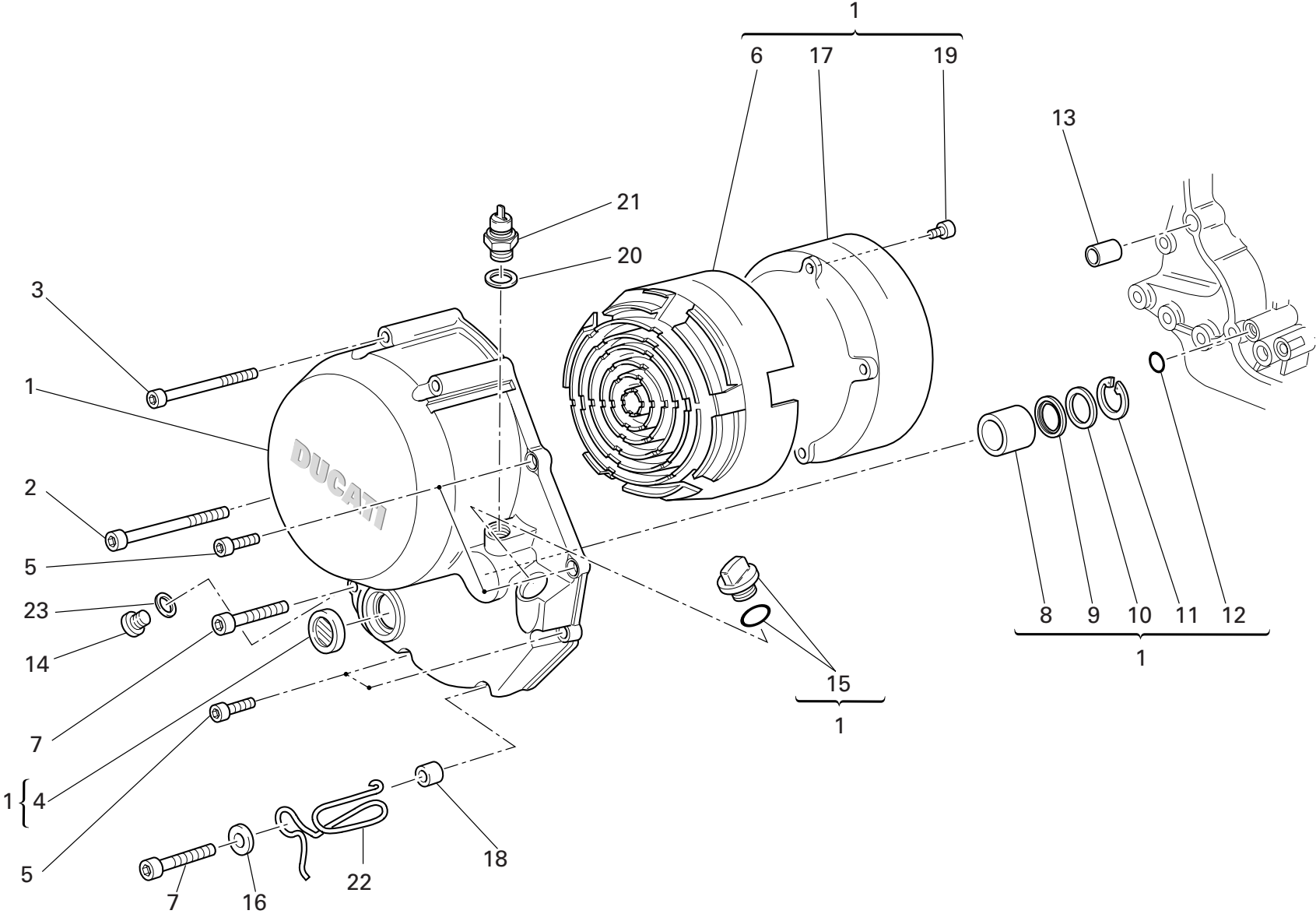
DRAWING 004 CLUTCH

NOTES NO.	CODE NO.	DESCRIPTION	VALIDITY	Q.TY 
1	771.5.065.8B	Screw		6
2	852.1.177.1A	Washer		6
3	818.1.015.1A	Clutch control pin		1
4	797.1.022.1A	Clutch spring		6
5	194.2.020.1A	Pressure plate		1
6	702.5.038.1A	Bearing		1
7	190.2.016.1A	Clutch plates set		1
8	750.1.007.1A	Nut		1
9	851.1.020.1A	Lock washer		1
10	196.1.024.1A	Clutch drum		1
11	856.1.014.1A	Shim		1
12	198.1.033.1A	Primary drive gears pair		1
13	881.1.026.1A	Inner ring		1
14	702.5.015.1A	Bearing		1
15	713.1.119.1A	Spacer		1
16	117.2.007.1A	Clutch control rod		1
17	886.4.043.1A	O-ring		1
18	93823.2018	O-ring		2
19	195.4.003.1A	Piston assembly		1
20	771.5.065.8B	Screw		3
21	797.1.017.1A	Spring		3
22	196.1.025.1A	Hub		1


NOTES NO.	CODE NO.	DESCRIPTION	VALIDITY	Q.TY 
-----------	----------	-------------	----------	--

DRAWING 005

CLUTCH COVER



DRAWING 005 CLUTCH COVER


NOTES NO.	CODE NO.	DESCRIPTION	VALIDITY	Q.TY
				
1	243.2.028.5AD	Cover clutch side		1
2	771.5.083.8B	Screw		1
3	771.5.081.8B	Screw		3
4	254.4.001.2A	Oil level sight glass		1
5	771.5.069.8B	Screw		4
6	486.1.051.1A	Panel (BLACK)		1
7	771.5.072.8B	Screw		2
8	0665.49.680	Bush		1
9	930.4.034.1A	Ring		1
10	852.1.008.1A	Shim th. 0.5		1
11	884.5.035.1A	Circlip		1
12	93827.0114	O-ring		1
13	0400.49.240	Locating bush		1
14	780.5.001.1A	Cap		1
15	893.2.013.1A	Complete cap		1
16	852.1.176.1A	Washer		1
17	243.1.029.1A	Cover		1
18	713.1.241.1A	Spacer		1
19	773.1.001.1A	Screw		6
20	852.1.195.1A	Gasket th.2		1
21	539.4.030.1A	Switch		1
22	881.1.051.1A	Holder		1
23	852.5.024.1A	Gasket th.1		1

NOTES NO.	CODE NO.	DESCRIPTION	VALIDITY	Q.TY
				

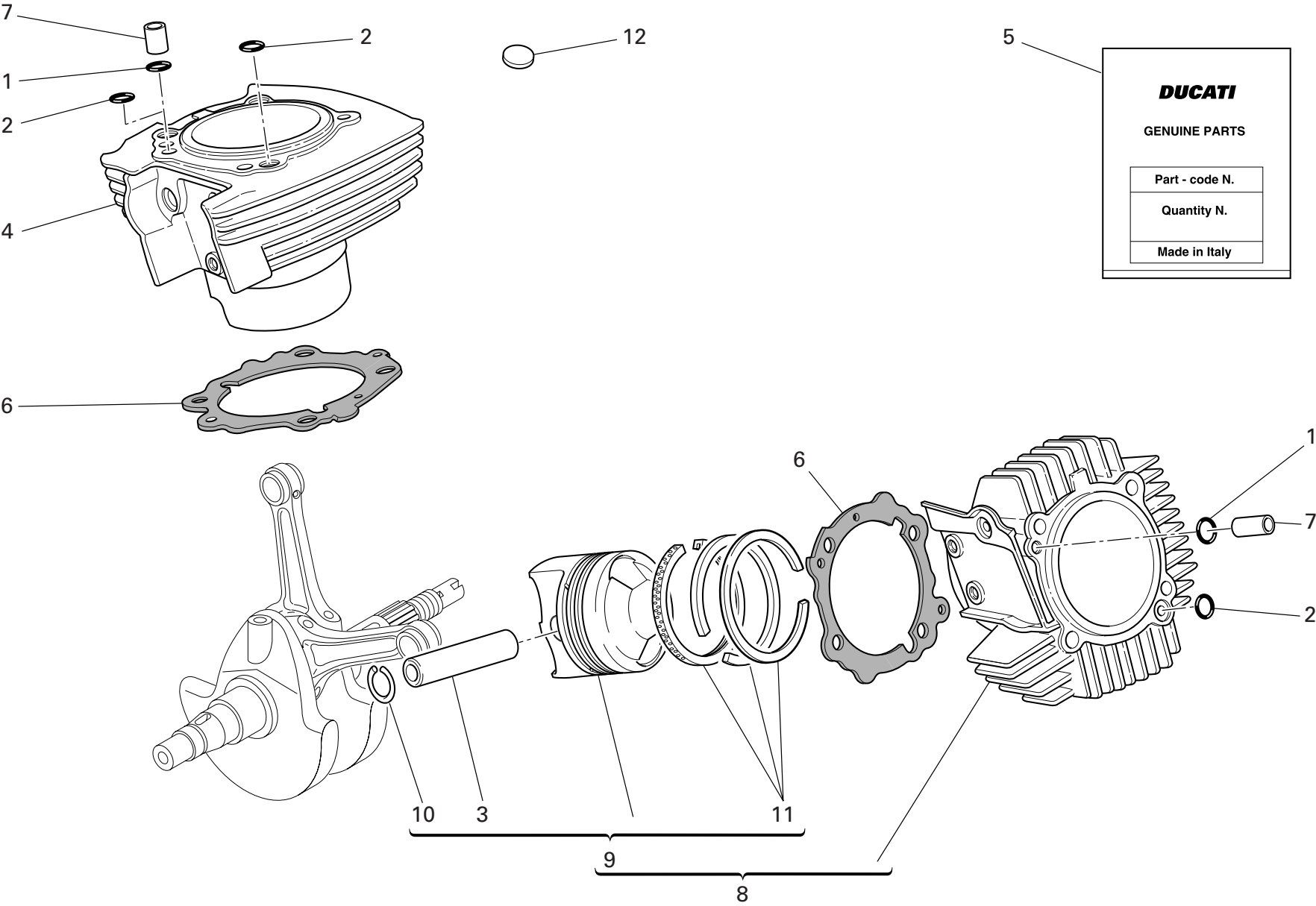


DRAWING 006 CRANKSHAFT

NOTES NO.	CODE NO.	DESCRIPTION	VALIDITY	Q.TY	
1	146.2.139.1A	Crankshaft		1	
2	779.1.109.1A	Special screw		1	
3	780.1.016.1A	Cap		1	
4	72121.2106	Threaded dowel		2	
5	158.2.018.1A	Connecting rods pair		1	
6	0660.47.290	Standard bush		2	
7	74224.0570	Pin		4	
8	0660.47.230	Standard half-bearing		4	
9	779.1.007.2A	Special screw		4	
10	74172.1008	Woodruff key		1	
11	852.1.104.1A	Shim th. 1.9		1	
11	852.1.104.1B	Shim th. 1.95		1	
11	852.1.104.1C	Shim th. 2		1	
11	852.1.104.1D	Shim th. 2,05		1	
11	852.1.104.1E	Shim th. 2,1		1	
11	852.1.104.1F	Shim th. 2,15		1	
11	852.1.104.1G	Shim th. 2.2		1	
11	852.1.104.1H	Shim th. 2.25		1	
11	852.1.104.1I	Shim th. 2.3		1	
11	852.1.104.1J	Shim th. 2.35		1	
11	852.1.104.1K	Shim th. 2,4		1	
11	852.1.104.1L	Shim th. 2,45		1	
11	852.1.104.1M	Shim th. 2.5		1	
11	852.1.104.1N	Shim th. 2.55		1	
12	851.1.019.1A	Lock washer		1	
13	0660.47.040	Nut		1	

NOTES NO.	CODE NO.	DESCRIPTION	VALIDITY	Q.TY	
14	0755.29.025	Woodruff key		1	
15	799.1.051.2A	Spring washer		1	
16	750.1.012.2A	Nut		1	

DRAWING 007 CYLINDERS - PISTONS



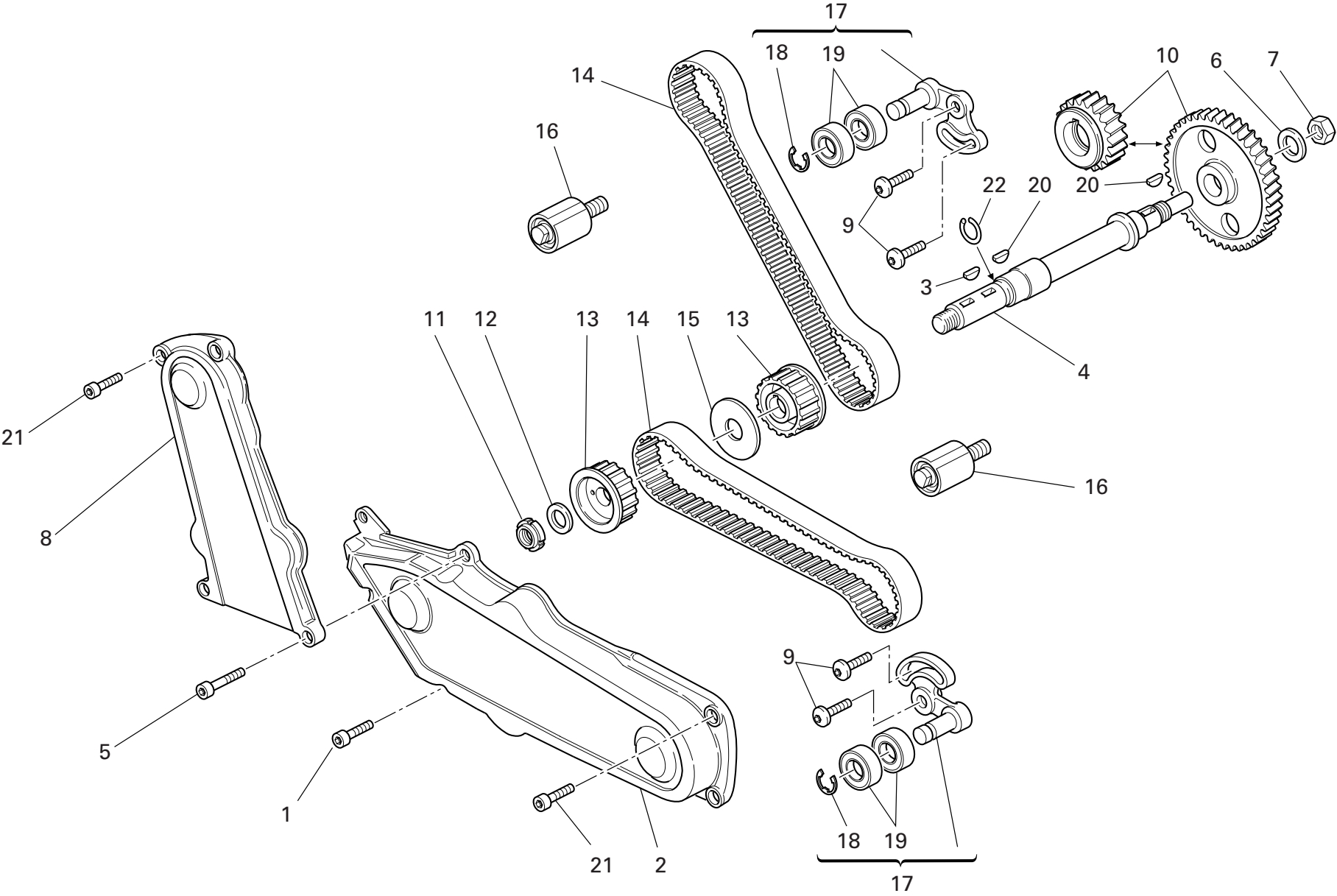
DRAWING 007 CYLINDERS - PISTONS

NOTES NO.	CODE NO.	DESCRIPTION	VALIDITY	Q.TY
1	0400.17.030	O-ring		2
2	886.4.121.1A	O-ring		2
3	121.1.129.1A	Piston pin		2
4	120.2.149.1A	Vertical cylinder-piston fit		1
5	791.2.034.1A	Head-cylinder gaskets set		1
6	786.1.095.1A	Cylinder-crankcase gasket th. 0.4		2
7	0805.17.125	Bush		2
8	120.2.148.1A	Horizontal cylinder-piston fit		1
9	122.2.149.1A	Complete piston		2
10	884.4.017.1A	Piston pin circlip		4
11	121.2.035.1A	Piston rings set		2
12	700.1.027.1A	Vibration damper pad		47

NOTES NO.	CODE NO.	DESCRIPTION	VALIDITY	Q.TY
-----------	----------	-------------	----------	------

DRAWING 008

TIMING



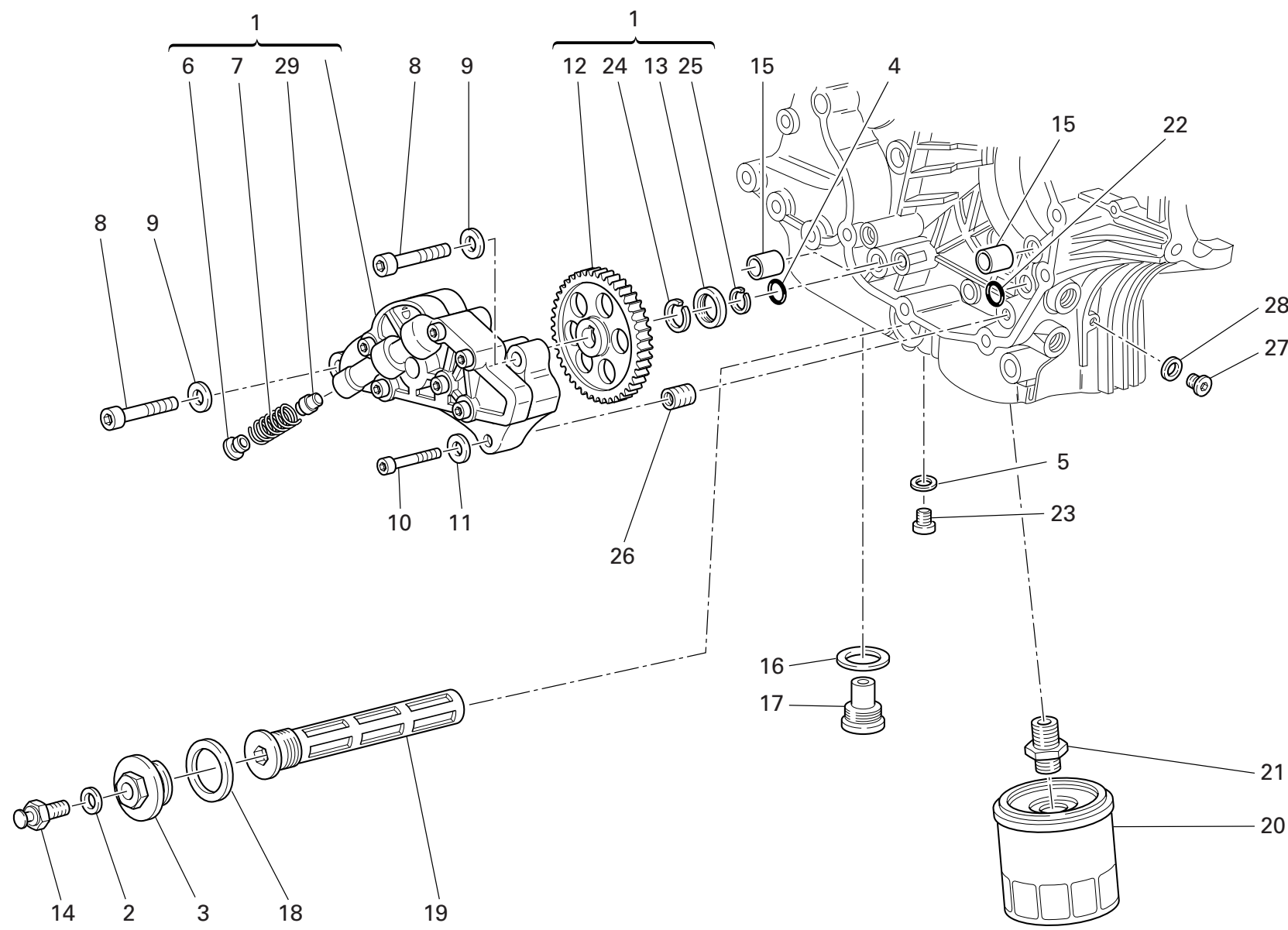
DRAWING 008 TIMING

NOTES NO.	CODE NO.	DESCRIPTION	VALIDITY	Q.TY 
1	771.5.067.8B	Screw		1
2	245.1.047.1AB	Horizontal timing belt cover		1
3	74172.1008	Woodruff key		1
4	147.1.015.1A	Lay shaft		1
5	771.5.069.8B	Screw		2
6	851.1.013.1A	Lock washer		1
7	0124.40.060	Hexagon nut		1
8	245.1.048.1AB	Vertical timing belt cover		1
9	772.1.010.3A	Screw		4
10	171.2.020.2B	Timing gears pair		1
11	703.5.006.2A	Elastic-stop ring nut		1
12	852.1.173.1A	Washer		1
13	255.1.001.1B	Timing belt roller		2
14	737.4.007.2A	Timing drive toothed belt		2
15	856.1.002.2A	Belt roller separating washer sp. 2		1
16	451.1.025.1A	Fixed tensioner assembly		2
17	451.2.017.1A	Complete vertical cylinder tensioner roller		2
18	884.5.034.1A	Ring		2
19	702.4.069.1A	Bearing		4
20	0755.29.025	Woodruff key		2
21	771.5.064.8B	Screw		4
22	882.1.003.1A	Snap ring		1

NOTES NO.	CODE NO.	DESCRIPTION	VALIDITY	Q.TY 
-----------	----------	-------------	----------	--


DRAWING 009

FILTERS AND OIL PUMP



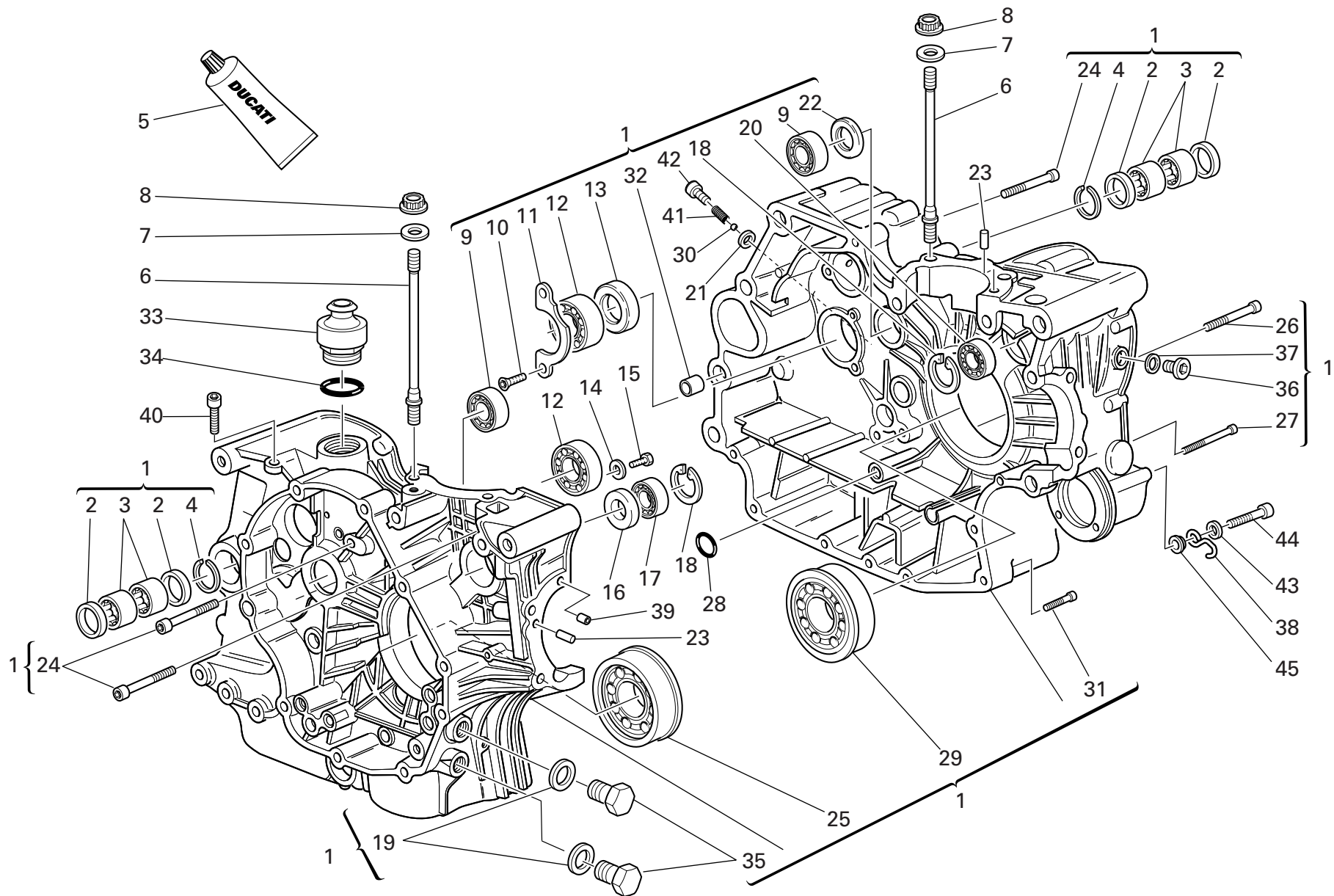
DRAWING 009 FILTERS AND OIL PUMP

NOTES NO.	CODE NO.	DESCRIPTION	VALIDITY	Q.TY 
1	174.2.025.6A	Complete oil pump		1
2	852.5.024.1A	Gasket th.1		1
3	873.1.039.1A	Cap		1
4	886.4.037.1A	O-ring		1
5	852.1.120.1A	Aluminium gasket		1
6	780.1.018.1A	Bypass cap		1
7	799.1.055.1A	Bypass spring		1
8	771.5.129.8B	Screw		2
9	853.1.002.1A	Spring washer		2
10	771.5.069.8B	Screw		1
11	853.1.004.1A	Spring washer		1
12	174.1.025.2A	Pump drive gear		1
13	710.1.001.1A	Bush		1
14	552.1.045.2A	Thermistor		1
15	0759.49.280	Locating bush		2
16	220.3.208.3A	Gasket		1
17	780.2.047.1A	Oil drain plug with magnet		1
18	852.5.005.1A	Gasket th.1,5		1
19	894.2.009.1A	Oil filter		1
20	444.4.003.4A	Oil filter cartridge		1
21	0670.49.910	Nipple		1
22	93827.0114	O-ring		1
23	779.1.198.2A	Cap		1
24	884.4.042.1A	Snap ring		1
25	884.5.036.1A	Circlip		1
26	0670.49.310	Reduction bush		1

NOTES NO.	CODE NO.	DESCRIPTION	VALIDITY	Q.TY 
27	779.1.162.2A	Cap		1
28	852.1.195.1A	Gasket th.2		1
29	593.1.018.1A	Bypass valve		1


DRAWING 010

HALF CRANKCASES

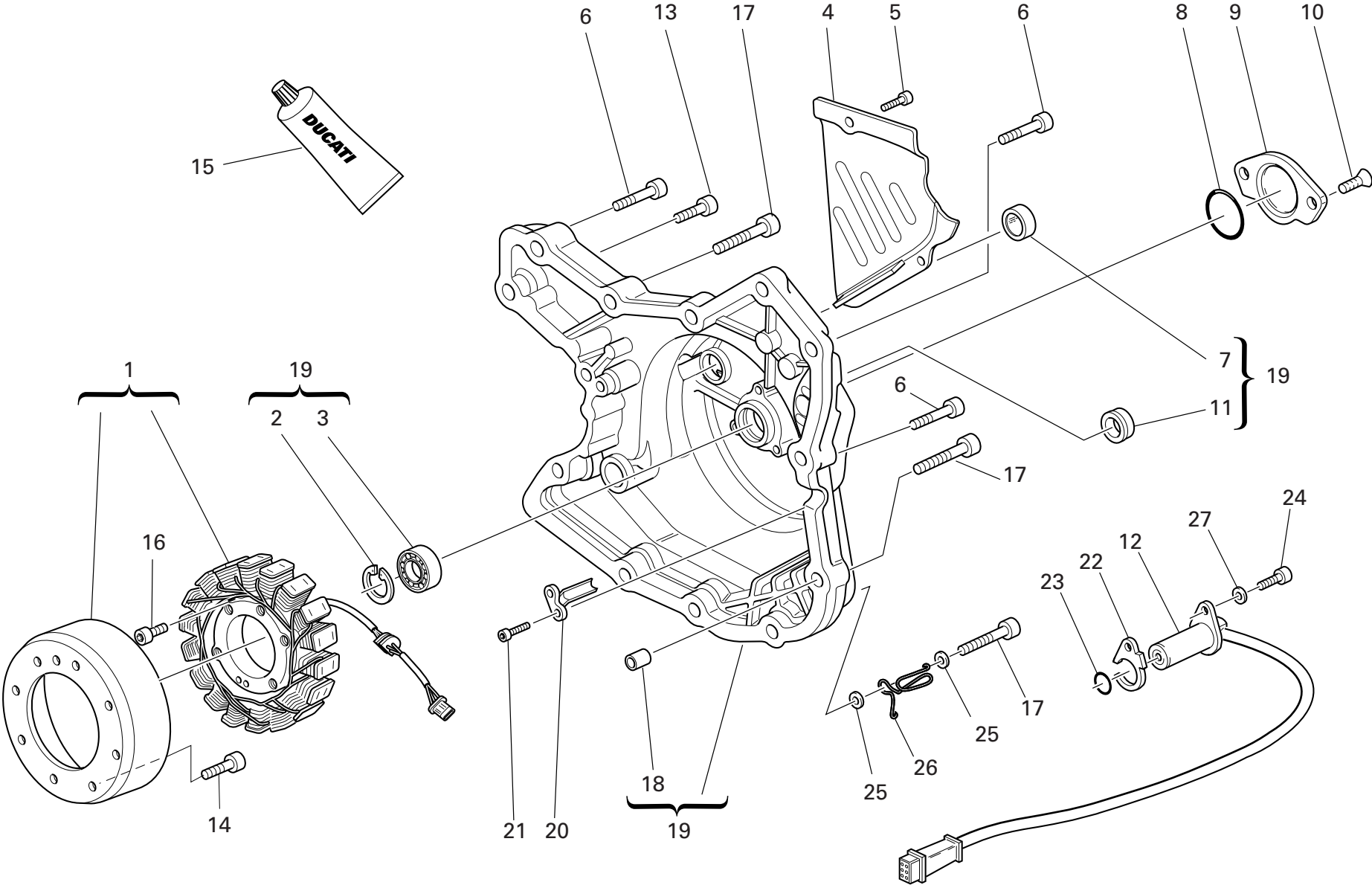


DRAWING 010 HALF CRANKCASES

NOTES NO.	CODE NO.	DESCRIPTION	VALIDITY	Q.TY 
1	225.2.182.1A	Complete half-crankcases pair		1
2	0755.49.265	Seal ring		4
3	76400.0004	Needle bearing		4
4	76266.2668	Snap ring		2
5	94247.0014	Fluid sealant		1
6	766.1.058.1A	Stud bolt for fastening head cylinder		8
7	856.1.064.2A	Special washer		8
8	748.1.050.1A	Nut		8
9	702.4.040.1A	Bearing		2
10	72094.1616	Screw		2
11	0367.49.275	Keep plate		1
12	75120.2567	Bearing		2
13	0660.49.268	Seal ring		1
14	713.1.140.1A	Spacer		2
15	770.5.250.8B	Screw		2
16	93785.1830	Seal ring		1
17	75794.1542	Bearing		1
18	73503.3380	Circlip		2
19	787.1.011.1A	Aluminium gasket th.2		2
20	702.5.008.1A	Bearing		1
21	852.5.023.1A	Gasket		1
22	463.4.001.1A	Seal ring		1
23	860.1.004.1A	Locating dowel		2
24	771.5.136.8B	Screw		6
25	702.4.015.1A	Bearing		1
26	779.1.029.2A	Special screw		1


NOTES NO.	CODE NO.	DESCRIPTION	VALIDITY	Q.TY 
27	771.5.080.8B	Screw		1
28	93827.0114	O-ring		1
29	702.4.016.1A	Bearing		1
30	847.4.006.1A	Ball		1
31	771.5.072.8B	Screw		5
32	711.1.095.1A	Bush		2
33	593.1.003.1B	Breather valve		1
34	93823.3156	O-ring		1
35	780.1.037.1A	Cap		2
36	779.1.182.2A	Special screw		1
37	852.5.026.1A	Aluminium gasket th.1,5		1
38	829.1.134.1A	Ring		1
39	711.1.128.1A	Bush		2
40	779.1.182.2A	Special screw		1
41	799.1.211.1A	Spring		1
42	771.1.037.1A	Special screw		1
43	852.5.028.1A	Washer		1
44	771.5.071.8B	Screw		1
45	713.1.365.1A	Spacer		1

DRAWING 011 ALTERNATOR COVER

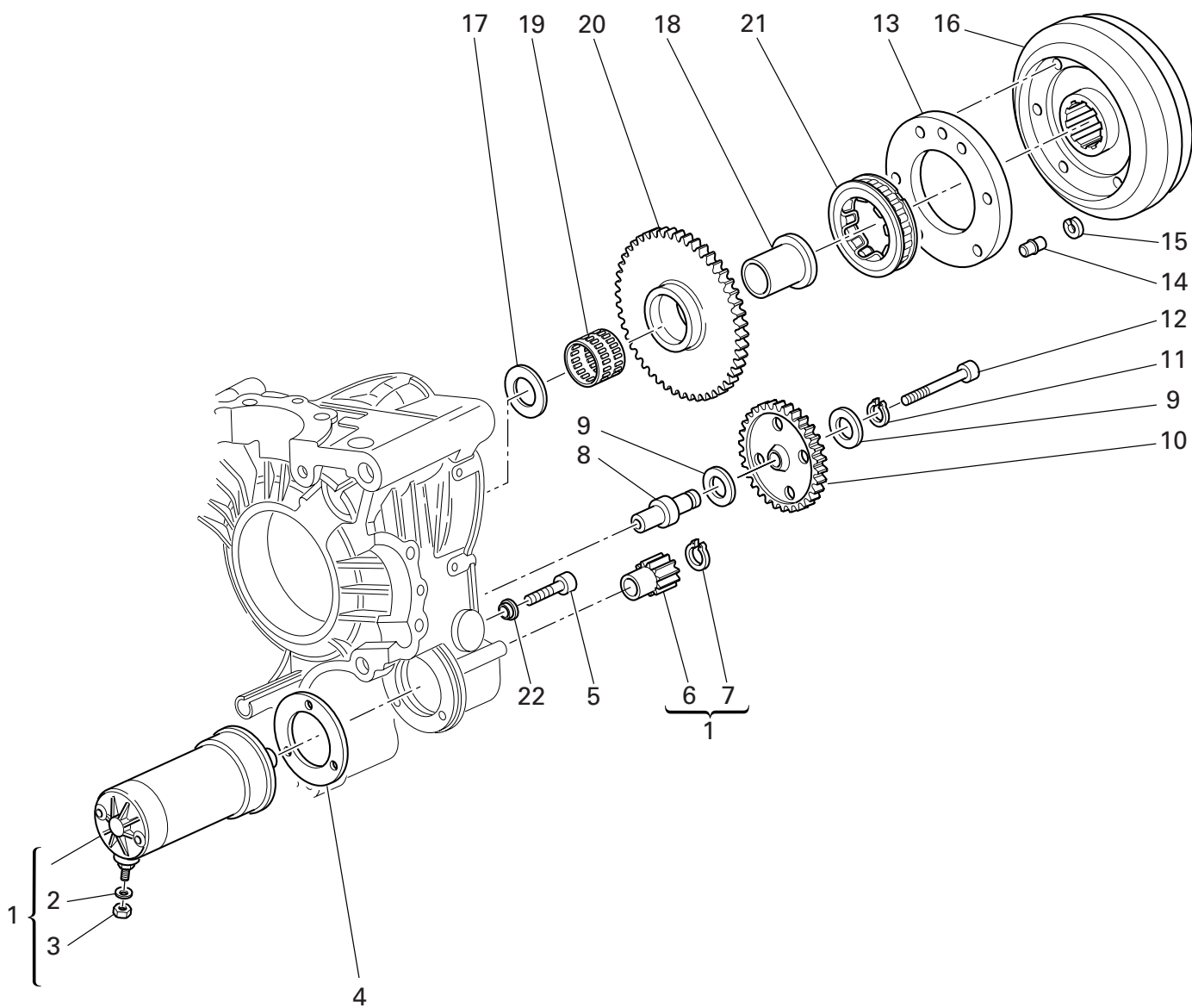


DRAWING 011 ALTERNATOR COVER


NOTES NO.	CODE NO.	DESCRIPTION	VALIDITY	Q.TY	
1	264.4.014.3B	Generator "DENSO"		1	
2	73503.3380	Circlip		1	
3	702.5.008.1A	Bearing		1	
4	247.1.083.1AE	Chain cover		1	
5	771.5.064.8B	Screw		2	
6	771.5.069.8B	Screw		9	
7	254.1.001.1A	Oil level sight glass		1	
8	886.4.035.1A	O-ring		1	
9	247.1.002.1BF	Cover		1	
10	777.5.049.8B	Screw		2	
11	93783.1524	Seal ring		1	
12	552.4.020.1A	Sensor		1	
13	771.5.067.8B	Screw		2	
14	779.4.075.1A	Screw		8	
15	94247.0014	Fluid sealant		1	
16	771.5.073.8B	Screw		3	
17	771.1.047.1A	Screw		3	
18	0400.49.240	Locating bush		2	
19	242.2.045.2AB	Generator cover		1	
20	830.1.144.1A	Bracket		1	
21	771.5.040.8B	Screw		2	
22	788.1.076.1A	Gasket th.0,6		1	
22	788.1.076.1AA	Gasket th.0,8		1	
22	788.1.076.1AB	Gasket th.1,0		1	
23	886.4.033.1A	O-ring		1	
24	771.5.066.8B	Screw		1	

NOTES NO.	CODE NO.	DESCRIPTION	VALIDITY	Q.TY	
25	852.5.028.1A	Washer		2	
26	881.1.051.1A	Holder		1	
27	853.1.003.1A	Spring washer		1	

DRAWING 012 ELECTRIC STARTER AND IGNITION



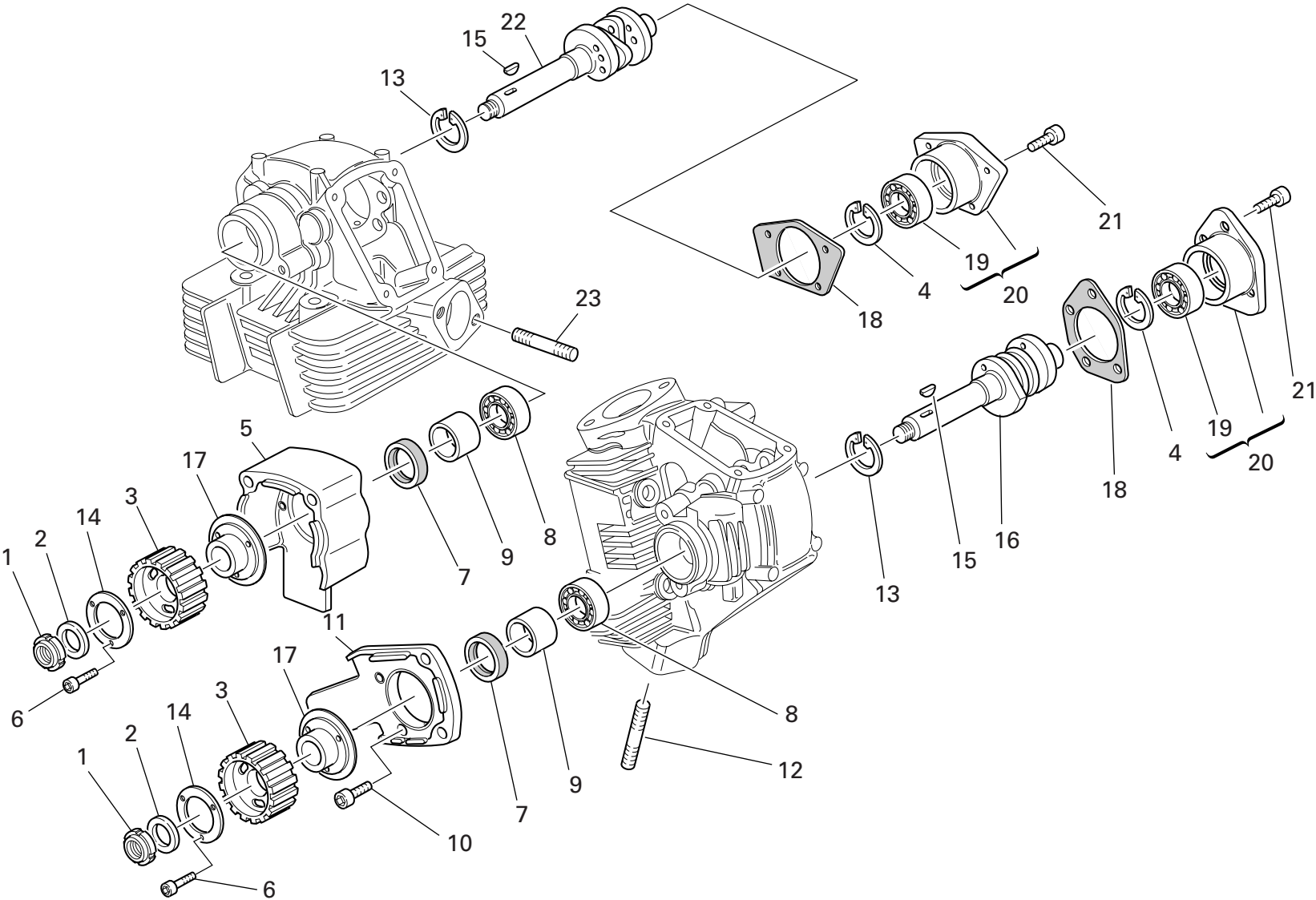
DRAWING 012 ELECTRIC STARTER AND IGNITION

NOTES NO.	CODE NO.	DESCRIPTION	VALIDITY	Q.TY 
1	270.4.001.1A	Complete starter motor (8-9 included)		1
2	853.1.003.1A	Spring washer		1
3	750.1.121.1A	Nut		1
4	788.1.054.2A	Starter motor gasket		1
5	771.5.071.8B	Screw		2
6	176.1.001.1A	Starter motor sprocket		1
7	884.5.036.1A	Circlip		1
8	0660.50.020	Intermediate gear pin		1
9	856.1.071.1A	Washer		2
10	176.1.009.1A	Intermediate gear assembly		1
11	73500.1440	Circlip		1
12	771.5.078.8B	Screw		1
13	160.1.057.1A	Flange		1
14	863.1.002.1A	Locating pin		1
15	882.1.012.1A	Check ring		1
16	276.1.025.1B	Ignition flywheel		1
17	0619.50.065	Washer		1
18	881.1.010.1C	Inner ring		1
19	701.4.003.1A	Needle bearing		1
20	173.1.012.3A	Electric starter driven gear		1
21	701.4.007.1A	Starter clutch		1
22	713.1.365.1A	Spacer		1

NOTES NO.	CODE NO.	DESCRIPTION	VALIDITY	Q.TY 
-----------	----------	-------------	----------	--

DRAWING 013

HEAD : TIMING

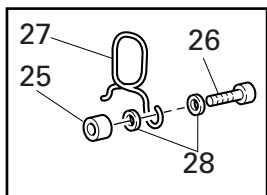


DRAWING 013 HEAD : TIMING

NOTES NO.	CODE NO.	DESCRIPTION	VALIDITY	Q.TY 
1	703.5.006.2A	Elastic-stop ring nut		2
2	852.1.173.1A	Washer		2
3	255.1.014.1A	Timing belt roller		2
4	73503.3380	Circlip		2
5	235.1.027.1A	Vertical rubber cap		1
6	771.5.040.8B	Screw		6
7	0204.70.105	Seal ring		2
8	75120.1747	Bearing		2
9	713.1.007.1A	Belt roller spacer		2
10	771.5.065.8B	Screw		4
11	235.1.026.1A	Horizontal rubber cap		1
12	766.4.017.2A	Stud bolt		4
13	73503.3683	Circlip		2
14	852.1.124.2A	Special washer		2
15	74172.1008	Woodruff key		2
16	148.1.147.1A	Horizontal head camshaft		1
17	160.1.076.1A	Flange		2
18	0660.92.310	Cap gasket		2
19	75173.1542	Bearing		2
20	235.2.031.1A	Cap with bearing		2
21	771.5.066.8B	Screw		7
22	148.1.146.1A	Vertical head camshaft		1
23	766.4.018.1A	Stud bolt		4

NOTES NO.	CODE NO.	DESCRIPTION	VALIDITY	Q.TY 
-----------	----------	-------------	----------	--


VERTICAL HEAD



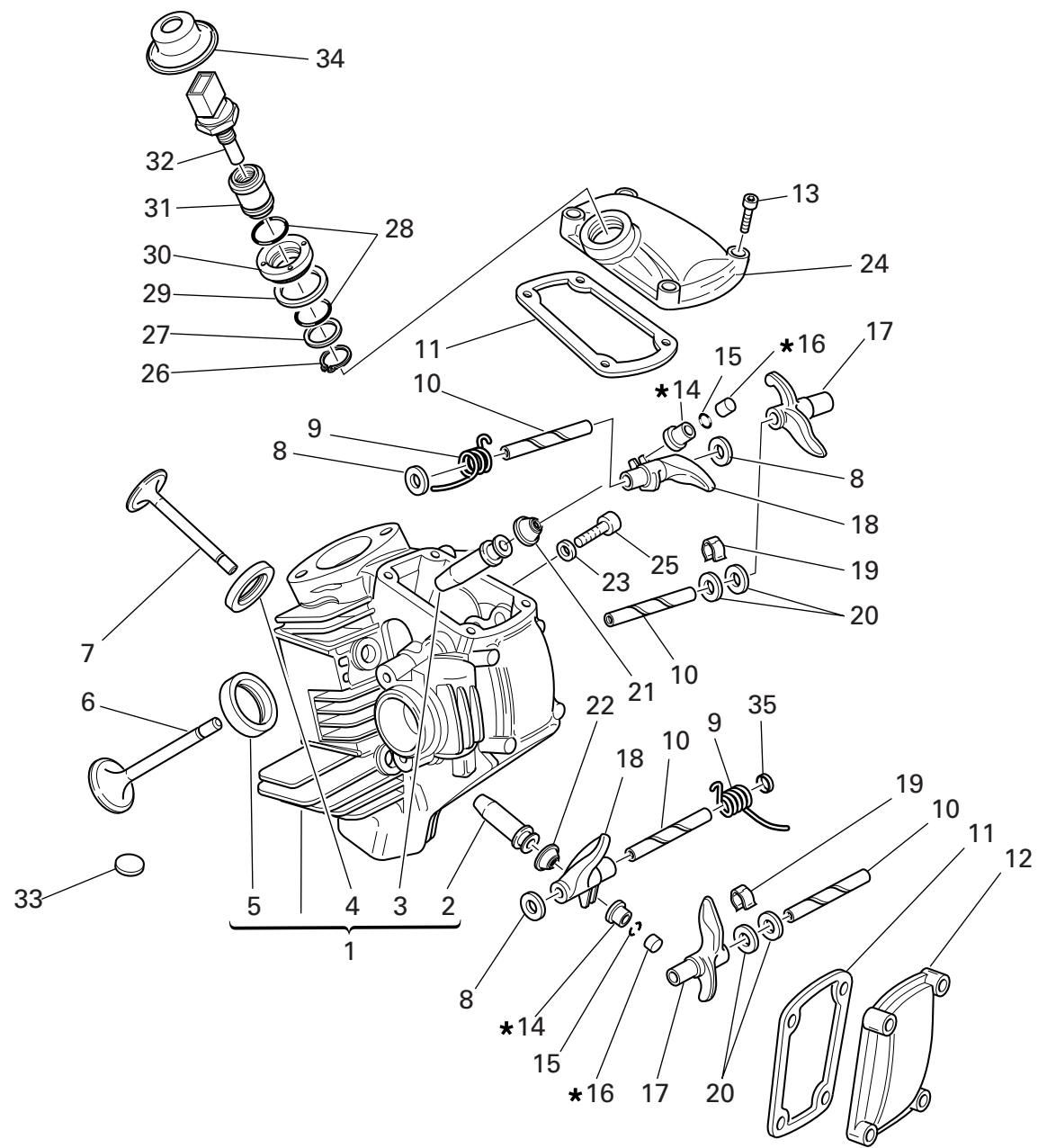
19	17
Registro bilanc. apertura	Registro bilanc. chiusura
Adjustment	Adjustment
Réglage	Réglage
Ventilkäppchen	Ventilkäppchen
840.1.031.1A - 1,8	840.1.041.1B - 2,20
840.1.032.1A - 1,85	840.1.042.1B - 2,25
840.1.033.1A - 1,9	840.1.043.1B - 2,30
840.1.034.1A - 1,95	840.1.044.1B - 2,35
840.1.001.1A - 2,0	840.1.045.1B - 2,40
840.1.002.1A - 2,05	840.1.046.1B - 2,45
840.1.003.1A - 2,1	840.1.047.1B - 2,5
840.1.004.1A - 2,15	840.1.048.1B - 2,55
840.1.005.1A - 2,2	840.1.049.1B - 2,6
840.1.006.1A - 2,25	840.1.050.1B - 2,65
840.1.007.1A - 2,3	840.1.051.1B - 2,7
840.1.008.1A - 2,35	840.1.052.1B - 2,75
840.1.009.1A - 2,4	840.1.053.1B - 2,8
840.1.010.1A - 2,45	840.1.054.1B - 2,85
840.1.011.1A - 2,5	840.1.055.1B - 2,9
840.1.012.1A - 2,55	840.1.056.1B - 2,95
840.1.013.1A - 2,6	840.1.057.1B - 3,0
840.1.014.1A - 2,65	840.1.058.1B - 3,05
840.1.015.1A - 2,7	840.1.059.1B - 3,1
840.1.016.1A - 2,75	
840.1.017.1A - 2,8	
840.1.018.1A - 2,85	
840.1.019.1A - 2,9	
840.1.020.1A - 2,95	
840.1.021.1A - 3,0	
840.1.022.1A - 3,05	
840.1.023.1A - 3,1	
840.1.024.1A - 3,15	
840.1.025.1A - 3,2	
840.1.026.1A - 3,25	
840.1.027.1A - 3,3	
840.1.028.1A - 3,35	
840.1.029.1A - 3,4	
840.1.030.1A - 3,45	

DRAWING 014 VERTICAL HEAD

NOTES NO.	CODE NO.	DESCRIPTION	VALIDITY	Q.TY 
1	301.2.245.1B	Complete vertical head		1
2	304.1.005.2A	Intake valve seat		1
2	304.1.005.2AB	Oversize intake valve seat 0.03		1
2	304.1.005.2AC	Oversize intake valve seat 0.06		1
3	304.1.006.2A	Exhaust valve seat		1
3	304.1.006.2AB	Oversize exhaust valve seat 0.03		1
3	304.1.006.2AC	Oversize exhaust valve seat 0.06		1
4	303.1.041.1B	Intake valve guide		1
4	303.1.041.1BA	Intake valve guide magg. 0,03		1
4	303.1.041.1BB	Intake valve guide magg. 0,06		1
4	303.1.041.1BC	Intake valve guide magg. 0,09		1
5	303.1.040.1A	Exhaust valve guide		1
5	303.1.040.1AA	Exhaust valve guide magg. 0,03		1
5	303.1.040.1AB	Exhaust valve guide magg. 0,06		1
5	303.1.040.1AC	Exhaust valve guide magg. 0,09		1
6	764.1.013.1A	Valve seal		1
7	799.1.061.1A	Closing rocker spring		2
8	0619.92.180	Shim th. 0.3		6
8	0670.92.190	Shim th. 2		4
8	0765.92.185	Shim th. 1		2
8	0765.92.190	Shim th. 0.5		4
8	0765.92.205	Shim th. 0.2		8
8	852.1.214.1A	Shim th. 1.8		1
9	788.1.032.2A	Valve cover gasket		2
10	240.1.010.1AB	Valve cover		2
11	771.5.067.8B	Screw		4


NOTES NO.	CODE NO.	DESCRIPTION	VALIDITY	Q.TY 
12	0647.70.010	Shim		4
13	0375.92.210	Spring		2
14	208.1.012.4A	Opening rocker		2
15	821.1.115.1A	Rocker shaft		4
16	209.1.041.1A	Closing rocker		2
17	840.2.002.1A	See table		2
18	669.1.003.1A	Split rings		4
19	840.2.001.1A	See table		2
20	764.1.009.1A	Valve seal		1
21	211.1.066.1A	Exhaust valve		1
22	210.1.070.1A	Intake valve		1
23	852.5.023.1A	Gasket		1
24	779.1.133.1A	Screw		1
25	713.1.241.1A	Spacer		1
26	771.5.071.8B	Screw		1
27	829.1.358.1A	Holder		1
28	852.1.176.1A	Washer		2
29	700.1.027.1A	Vibration damper pad		24
30	713.1.352.1A	Spacer		1

DRAWING 015 HORIZONTAL HEAD




19	17
Registro bilanc. apertura	Registro bilanc. chiusura
Adjustment	Adjustment
Réglage	Réglage
Ventilkäppchen	Ventilkäppchen
840.1.031.1A - 1,8	840.1.041.1B - 2,20
840.1.032.1A - 1,85	840.1.042.1B - 2,25
840.1.033.1A - 1,9	840.1.043.1B - 2,30
840.1.034.1A - 1,95	840.1.044.1B - 2,35
840.1.001.1A - 2,0	840.1.045.1B - 2,40
840.1.002.1A - 2,05	840.1.046.1B - 2,45
840.1.003.1A - 2,1	840.1.047.1B - 2,5
840.1.004.1A - 2,15	840.1.048.1B - 2,55
840.1.005.1A - 2,2	840.1.049.1B - 2,6
840.1.006.1A - 2,25	840.1.050.1B - 2,65
840.1.007.1A - 2,3	840.1.051.1B - 2,7
840.1.008.1A - 2,35	840.1.052.1B - 2,75
840.1.009.1A - 2,4	840.1.053.1B - 2,8
840.1.010.1A - 2,45	840.1.054.1B - 2,85
840.1.011.1A - 2,5	840.1.055.1B - 2,9
840.1.012.1A - 2,55	840.1.056.1B - 2,95
840.1.013.1A - 2,6	840.1.057.1B - 3,0
840.1.014.1A - 2,65	840.1.058.1B - 3,05
840.1.015.1A - 2,7	840.1.059.1B - 3,1
840.1.016.1A - 2,75	
840.1.017.1A - 2,8	
840.1.018.1A - 2,85	
840.1.019.1A - 2,9	
840.1.020.1A - 2,95	
840.1.021.1A - 3,0	
840.1.022.1A - 3,05	
840.1.023.1A - 3,1	
840.1.024.1A - 3,15	
840.1.025.1A - 3,2	
840.1.026.1A - 3,25	
840.1.027.1A - 3,3	
840.1.028.1A - 3,35	
840.1.029.1A - 3,4	
840.1.030.1A - 3,45	

DRAWING 015 HORIZONTAL HEAD

NOTES NO.	CODE NO.	DESCRIPTION	VALIDITY	Q.TY 
1	301.2.244.1B	Complete horizontal head		1
2	303.1.040.1A	Exhaust valve guide		1
2	303.1.040.1AA	Exhaust valve guide magg. 0,03		1
2	303.1.040.1AB	Exhaust valve guide magg. 0,06		1
2	303.1.040.1AC	Exhaust valve guide magg. 0,09		1
3	303.1.041.1B	Intake valve guide		1
3	303.1.041.1BA	Intake valve guide magg. 0,03		1
3	303.1.041.1BB	Intake valve guide magg. 0,06		1
3	303.1.041.1BC	Intake valve guide magg. 0,09		1
4	304.1.006.2A	Exhaust valve seat		1
4	304.1.006.2AB	Oversize exhaust valve seat 0.03		1
4	304.1.006.2AC	Oversize exhaust valve seat 0.06		1
5	304.1.005.2A	Intake valve seat		1
5	304.1.005.2AB	Oversize intake valve seat 0.03		1
5	304.1.005.2AC	Oversize intake valve seat 0.06		1
6	210.1.070.1A	Intake valve		1
7	211.1.066.1A	Exhaust valve		1
8	0619.92.180	Shim th. 0.3		6
8	0670.92.190	Shim th. 2		4
8	0765.92.185	Shim th. 1		2
8	0765.92.190	Shim th. 0.5		4
8	852.1.214.1A	Shim th. 1.8		1
9	799.1.061.1A	Closing rocker spring		2
10	821.1.115.1A	Rocker shaft		4
11	788.1.032.2A	Valve cover gasket		2
12	240.1.010.1AB	Valve cover		1

NOTES NO.	CODE NO.	DESCRIPTION	VALIDITY	Q.TY 
13	771.5.067.8B	Screw		8
14	840.2.002.1B	See table		2
15	669.1.003.1A	Split rings		4
16	840.2.001.1A	See table		2
17	208.1.012.4A	Opening rocker		2
18	209.1.041.1A	Closing rocker		2
19	0375.92.210	Spring		2
20	0647.70.010	Shim		4
21	764.1.009.1A	Valve seal		1
22	764.1.013.1A	Valve seal		1
23	852.5.023.1A	Gasket		1
24	240.1.028.1A	Intake valve cover		1
25	779.1.133.1A	Screw		1
26	73500.1747	Snap ring		1
27	713.1.137.1A	Spacer		1
28	886.4.028.1A	O-Ring		2
29	787.1.008.1A	Aluminium gasket		1
30	703.1.019.1A	Ring nut		1
31	829.1.235.1A	Holder sensor		1
32	552.4.013.1A	Sensor		1
33	700.1.027.1A	Vibration damper pad		24
34	672.1.034.1A	Rubber cap		1
35	713.1.352.1A	Spacer		1

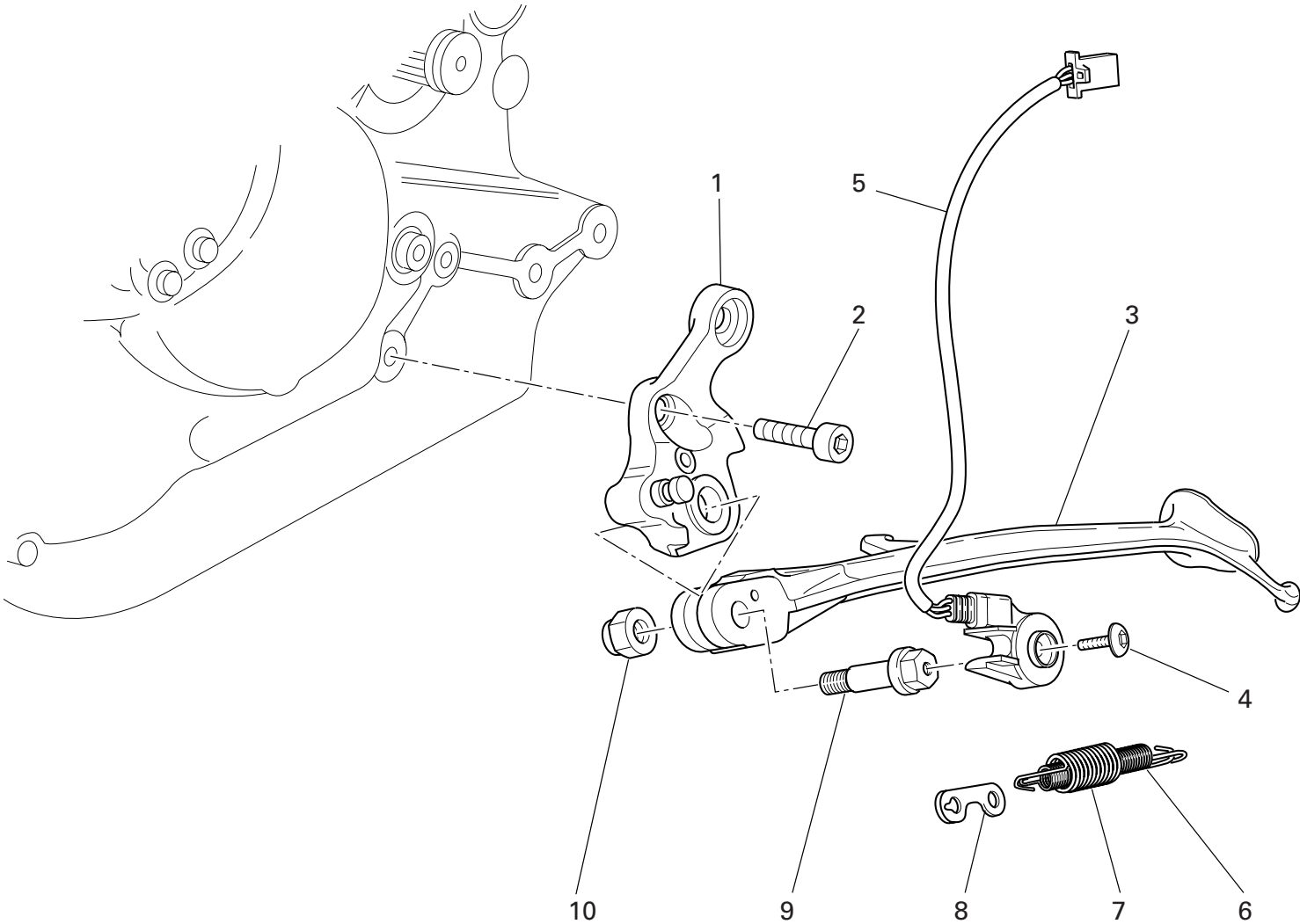
DRAWING 016 INLET DICT

NOTES NO.	CODE NO.	DESCRIPTION	VALIDITY	Q.TY	
1	282.4.076.1A	Feed unit assembly		1	
2	284.4.008.1A	Potentiometer		1	
3	741.4.042.1A	Hose guide		4	
4	801.1.027.1A	Hose		2	
5	741.4.013.1B	Hose guide		2	
6	741.4.041.1A	Clamp "R"		1	
7	827.1.401.1A	Plate		1	
8	287.4.024.1B	Hose guide		6	
9	741.4.040.1A	Clamp "M"		1	
10	280.4.015.1A	Injector		2	
11	140.2.002.2B	Intake duct		2	
12	0250.70.223	Aluminium gasket		2	
13	814.1.180.1A	Union		2	
14	463.2.022.2A	O-Ring		2	
15	748.1.039.1A	Nut		4	
16	779.1.232.2A	Special screw		2	
17	741.4.067.1A	Hose guide		2	

NOTES NO.	CODE NO.	DESCRIPTION	VALIDITY	Q.TY	
-----------	----------	-------------	----------	------	---

DRAWING 017

STANDS

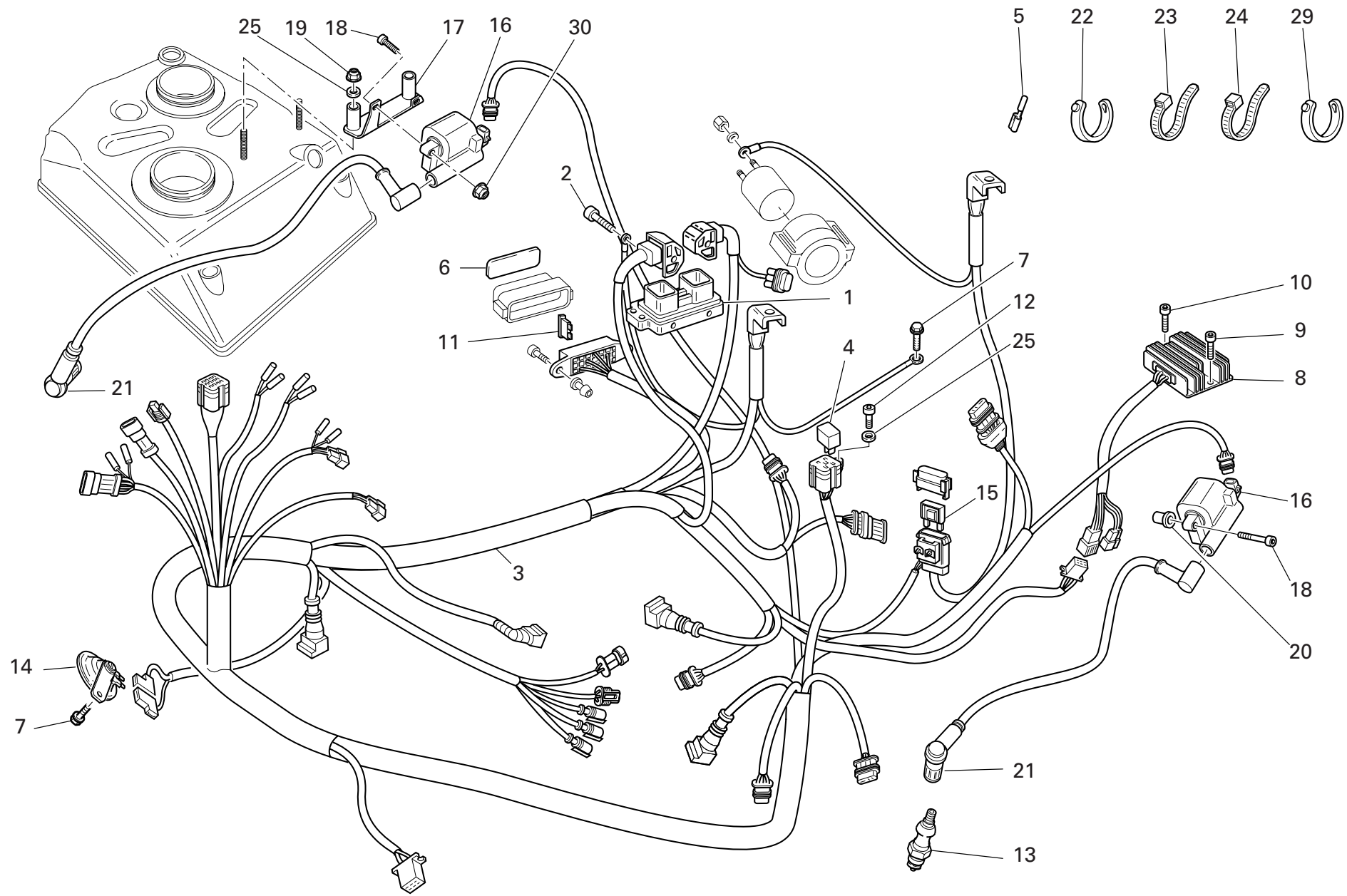


DRAWING 017 STANDS


NOTES NO.	CODE NO.	DESCRIPTION	VALIDITY	Q.TY
1	556.2.027.1B	Plate		1
2	771.1.048.1A	Screw		1
3	556.1.024.1A	Side stand		1
4	779.4.005.2A	Screw		1
5	539.1.023.2A	Switch		1
6	799.1.089.1A	Spring		1
7	799.1.088.1A	Outer spring		1
8	827.1.139.2B	Plate		1
9	556.1.018.1D	Pivot		1
10	748.4.024.1AB	Nut		1

NOTES NO.	CODE NO.	DESCRIPTION	VALIDITY	Q.TY
-----------	----------	-------------	----------	------

DRAWING 018 ELECTRIC SYSTEM




NOTES NO.	CODE NO.	DESCRIPTION	VALIDITY	Q.TY 
1	286.4.071.1A	Injection control unit		1
2	771.5.072.1B	Screw		2
3	510.1.467.1A	Electric wiring		1
4	541.4.007.1A	Relay		2
5	0000.66527	End section		4
6	433.1.252.1D	Sticker schema fusibili		1
7	772.5.008.1A	Screw		2
8	540.4.010.1A	Voltage rectifier		1
9	771.5.067.8B	Screw		1
10	771.5.073.2B	Screw		1
11	389.4.006.1A	Fuse 3A		2
11	389.4.007.1A	Fuse 7.5A		1
11	389.4.008.1A	Fuse 15A		1
11	389.4.010.1A	Fuse 30A		1
11	389.4.013.1A	Fuse 20A		1
11	389.4.016.1A	Fuse		2
12	60N102482	Screw		1
13	670.4.035.1A	Spark plug		2
14	516.4.003.1B	Horn (BLACK)		1
15	389.4.014.1A	Fuse 40A		1
16	380.1.015.1A	Coil		2
17	827.1.378.1B	Plate		1
18	779.5.026.1A	Screw		2
19	749.5.002.1A	El-stop nut		2
20	850.4.082.1A	Insert		2
21	671.1.028.1A	LH spark plug cable		2

NOTES NO.	CODE NO.	DESCRIPTION	VALIDITY	Q.TY 
22	741.1.012.1A	Hose guide		1
23	0691.91.030	Hose guide		37
24	741.4.038.1A	Hose guide		7
25	734305N01	Washer		3

BATTERY BOX MOUNT



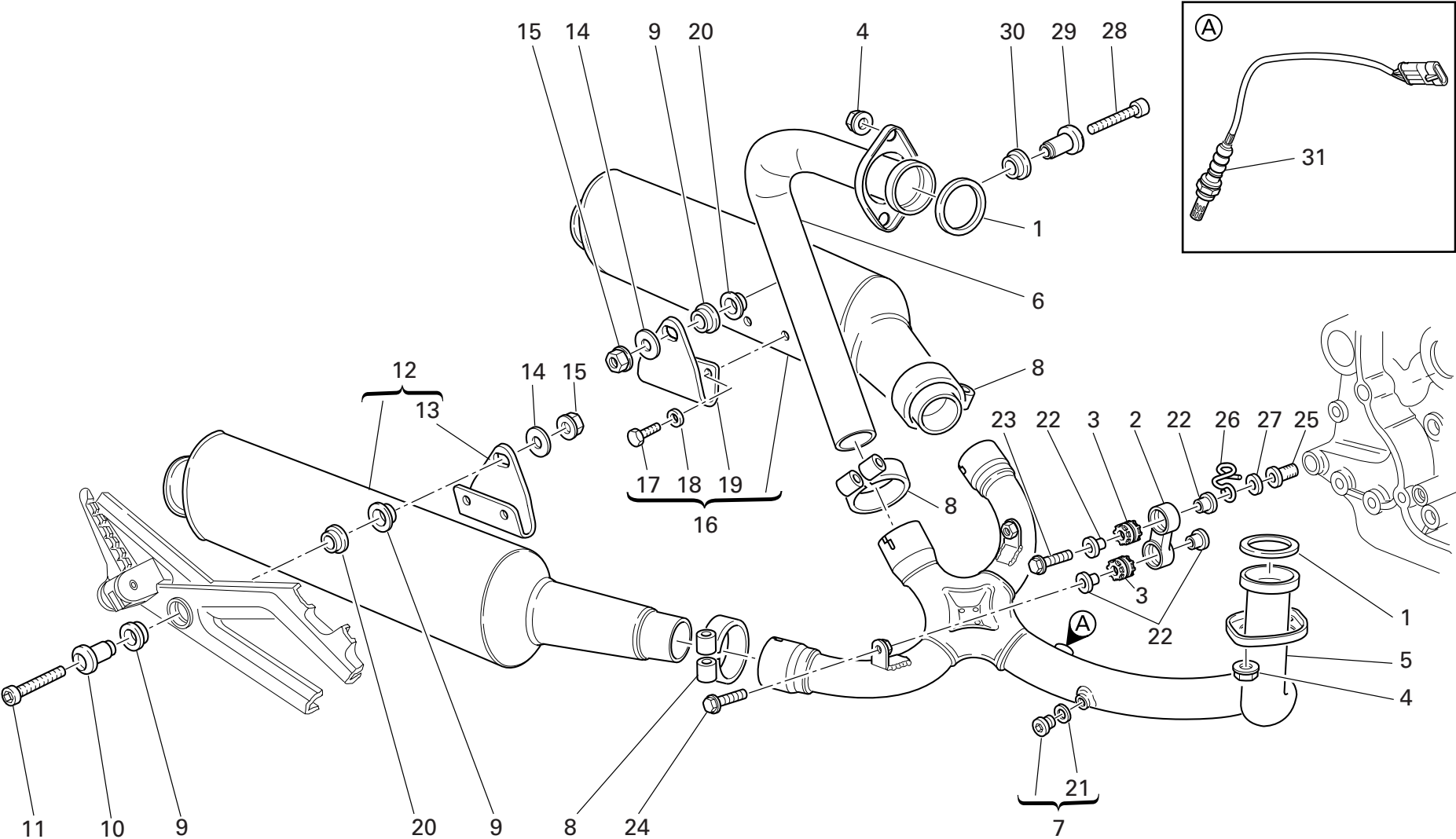
DRAWING 019 BATTERY BOX MOUNT

NOTES NO.	CODE NO.	DESCRIPTION	VALIDITY	Q.TY 
1	462.4.037.6A	Spring washer		2
2	750.5.005.1A	Nut		2
3	514.1.043.1A	Solenoid starter-starter motor cable		1
4	397.2.001.2A	Remote switch		1
5	821.1.054.1A	Pin		2
6	759.1.006.1A	Spring hook		1
7	764.1.029.1A	Rubber pad		2
8	779.1.088.1A	Screw		2
9	830.1.228.1A	Bracket		1
10	700.1.031.1A	Vibration damper		4
11	829.1.283.1B	Battery box mount		1
12	829.1.285.3A	Battery carpet		1
13	779.1.445.1A	Screw		4
14	395.4.013.1C	Battery		1
15	741.5.034.1A	Hose guide		1
16	590.1.285.1A	Battery breather pipe		1

NOTES NO.	CODE NO.	DESCRIPTION	VALIDITY	Q.TY 


DRAWING 020

EXHAUST SYSTEM

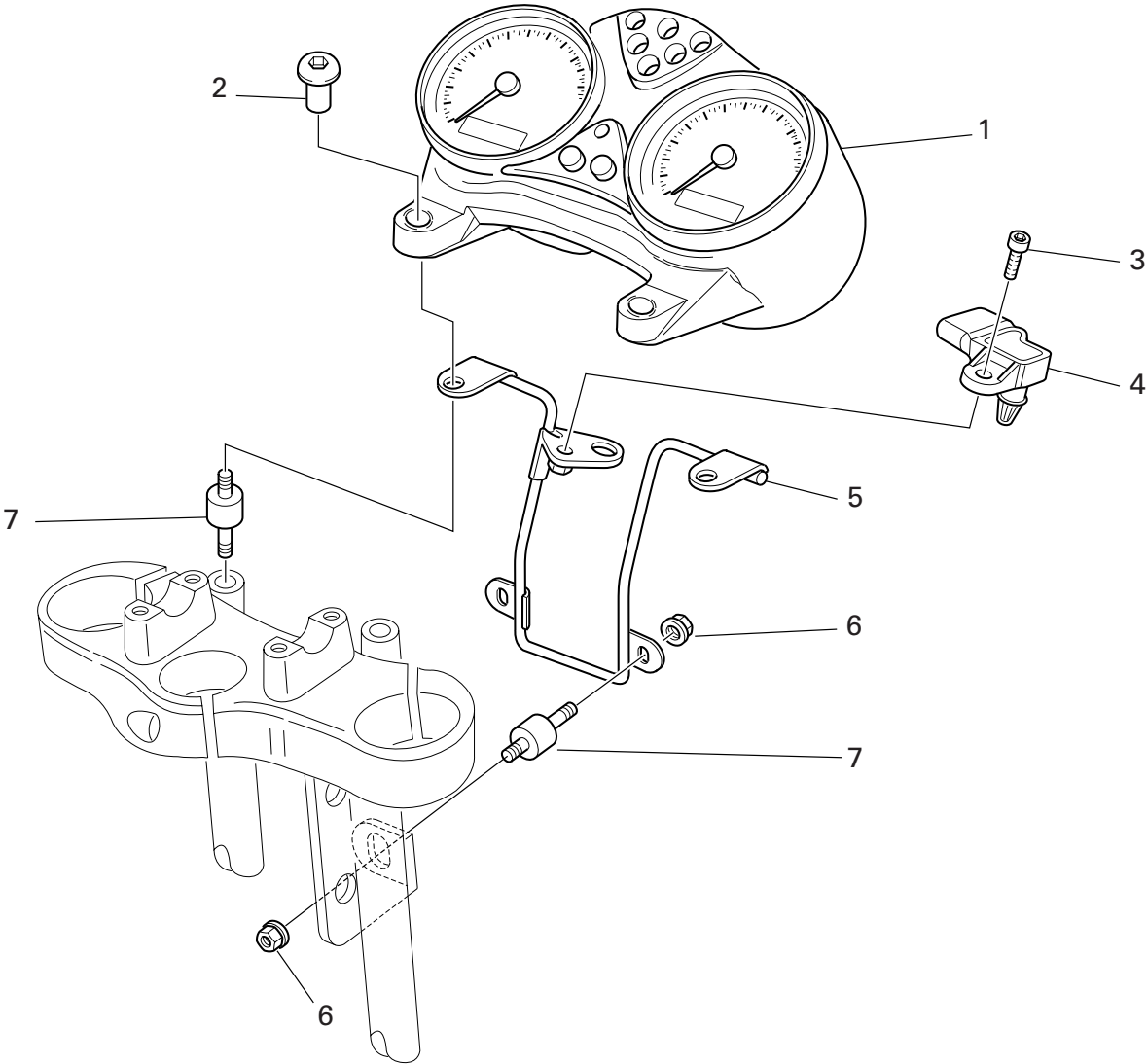


DRAWING 020 EXHAUST SYSTEM


NOTES NO.	CODE NO.	DESCRIPTION	VALIDITY	Q.TY 
1	0370.84.005	Exhaust gasket		2
2	80A0.62649	Holder		2
3	764.1.024.1A	Vibration damper pad		4
4	748.4.033.1A	Nut		4
5	570.1.252.1A	Horizontal head exhaust pipe		1
6	571.1.065.2A	Vertical head exhaust pipe		1
7	780.1.007.1A	Cap		2
8	741.1.028.1A	Hose guide		3
9	764.1.001.1A	Rubber pad		4
10	716.1.055.1B	Spacer		1
11	779.5.003.1B	Screw		1
12	573.1.050.1G	R.H. silencer		1
13	576.1.039.1A	R.H. bracket		1
14	852.1.196.1B	Washer		2
15	749.4.031.1A	Nut		2
16	574.1.050.1G	L.H. silencer		1
17	770.5.121.9E	Screw		4
18	852.5.004.1C	Washer		4
19	576.1.038.1A	L.H. bracket		1
20	711.1.090.1A	Bush		2
21	852.5.024.1A	Gasket th.1		2
22	713.1.082.1A	Spacer		8
23	772.5.033.1A	Screw		2
24	772.5.038.1A	Screw		2
25	779.1.247.1B	Screw		2
26	829.1.275.1A	Ring		1

NOTES NO.	CODE NO.	DESCRIPTION	VALIDITY	Q.TY 
27	852.1.176.1A	Washer		1
28	779.5.018.1B	Screw		1
29	711.1.090.1B	Bush		1
30	852.1.118.1A	Washer		1
31	552.1.111.1A	Lambda sensor		1

DRAWING 021 INSTRUMENT PANEL

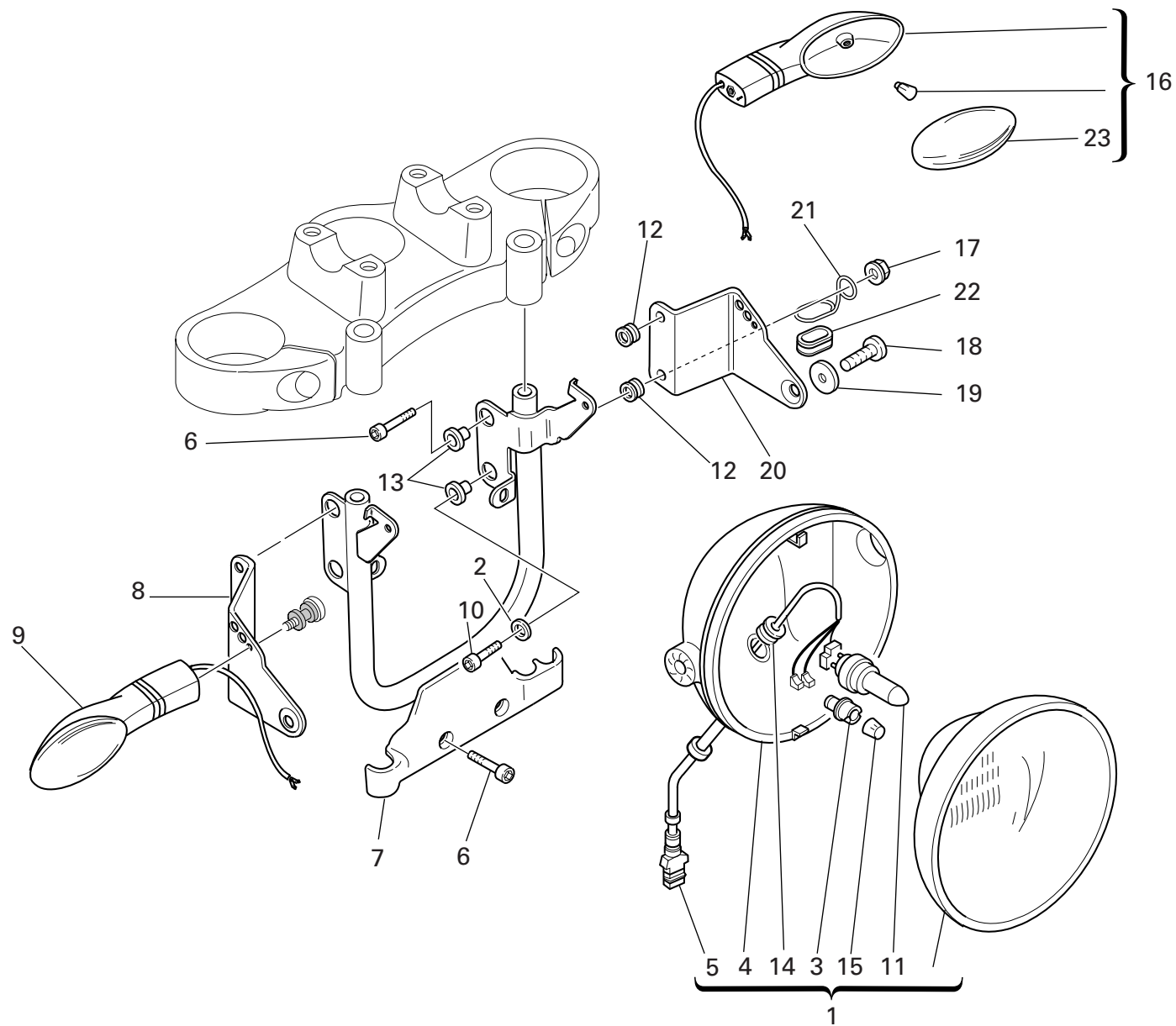


DRAWING 021 INSTRUMENT PANEL


NOTES NO.	CODE NO.	DESCRIPTION	VALIDITY	Q.TY 
1	406.1.065.1C	Complete instrument panel		1
2	779.1.214.1C	Special screw		2
3	772.1.050.1A	Screw		2
4	552.4.031.2B	Sensor		1
5	470.1.185.1A	Front frame		1
6	748.4.038.1A	Nut		4
7	700.1.038.1B	Vibration damper pad		4

NOTES NO.	CODE NO.	DESCRIPTION	VALIDITY	Q.TY 
-----------	----------	-------------	----------	--

DRAWING 022 FRONT HEAD-LIGHT



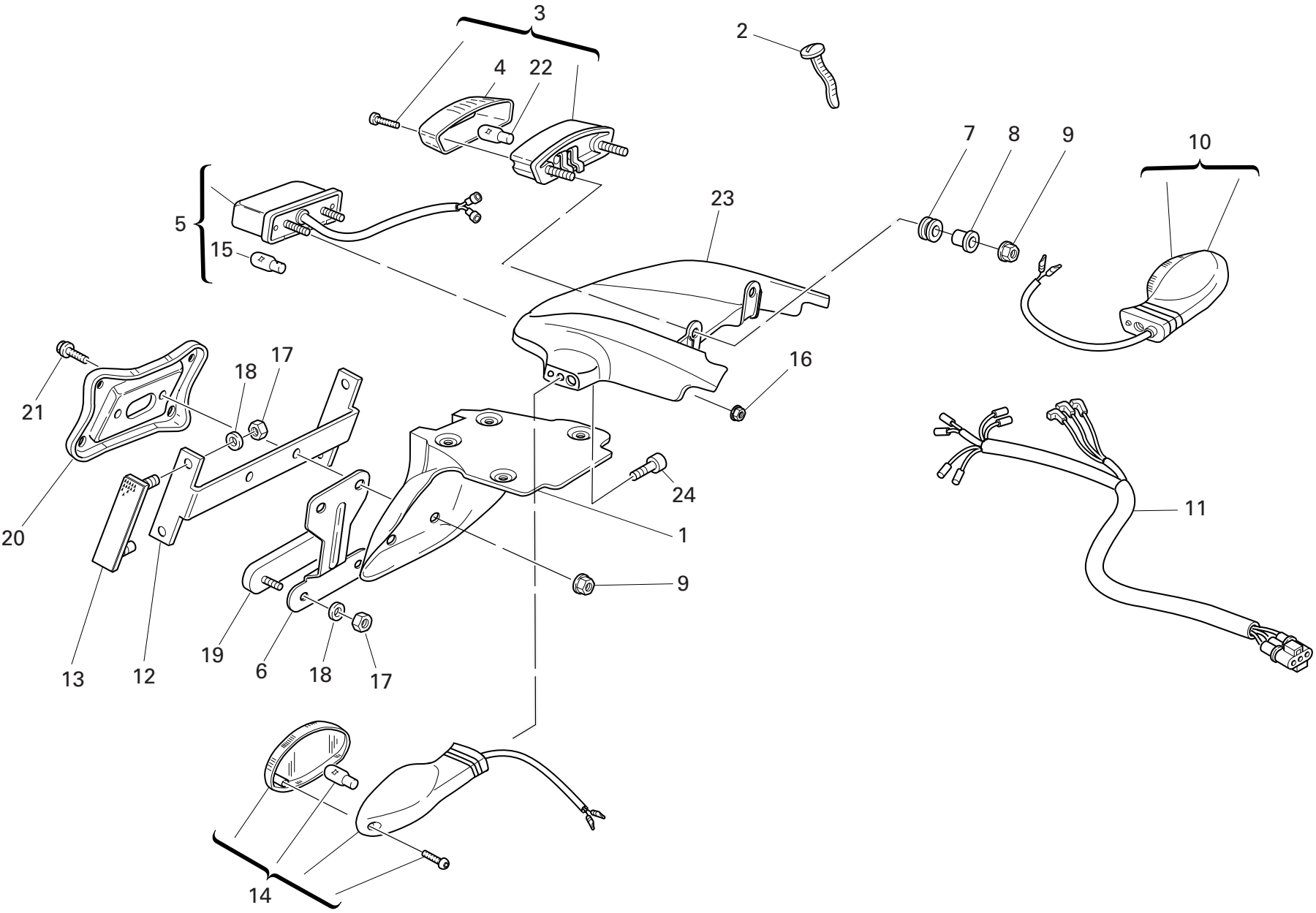
DRAWING 022 FRONT HEAD-LIGHT

NOTES NO.	CODE NO.	DESCRIPTION	VALIDITY	Q.TY 
1	520.4.006.1C	Complete headlight		1
2	852.5.028.1A	Washer		1
3	521.4.005.1A	Lamp holder		1
4	723.1.003.1A	Cap		1
5	510.1.075.1A	Electric wiring		1
6	771.5.667.8B	Screw		5
7	829.1.099.1DB	Headlight holder (BLACK)		1
8	830.1.194.1AB	R.H. bracket (BLACK)		1
9	530.4.007.3A	Turn indicator		1
10	771.5.069.8B	Screw		1
11	0796.38.305	Bulb 55/60W		1
12	764.1.090.1A	Rubber pad		4
13	716.1.022.1B	Spacer		4
14	758.1.014.1A	Fairlead		1
15	0659.38.226	Bulb 4W		1
16	530.4.008.3A	Turn indicator		1
17	750.5.001.1B	Nut		4
18	779.5.056.1A	Screw		2
19	841.1.017.1A	Retainer		2
20	830.1.195.1AB	L.H. bracket (BLACK)		1
21	881.1.035.1A	Ring		1
22	0797.41.090	Fairlead rubber ring		1
23	532.4.010.1A	Cup		2

NOTES NO.	CODE NO.	DESCRIPTION	VALIDITY	Q.TY 
-----------	----------	-------------	----------	--

DRAWING 023

PLATE HOLDER - REAR LIGHT

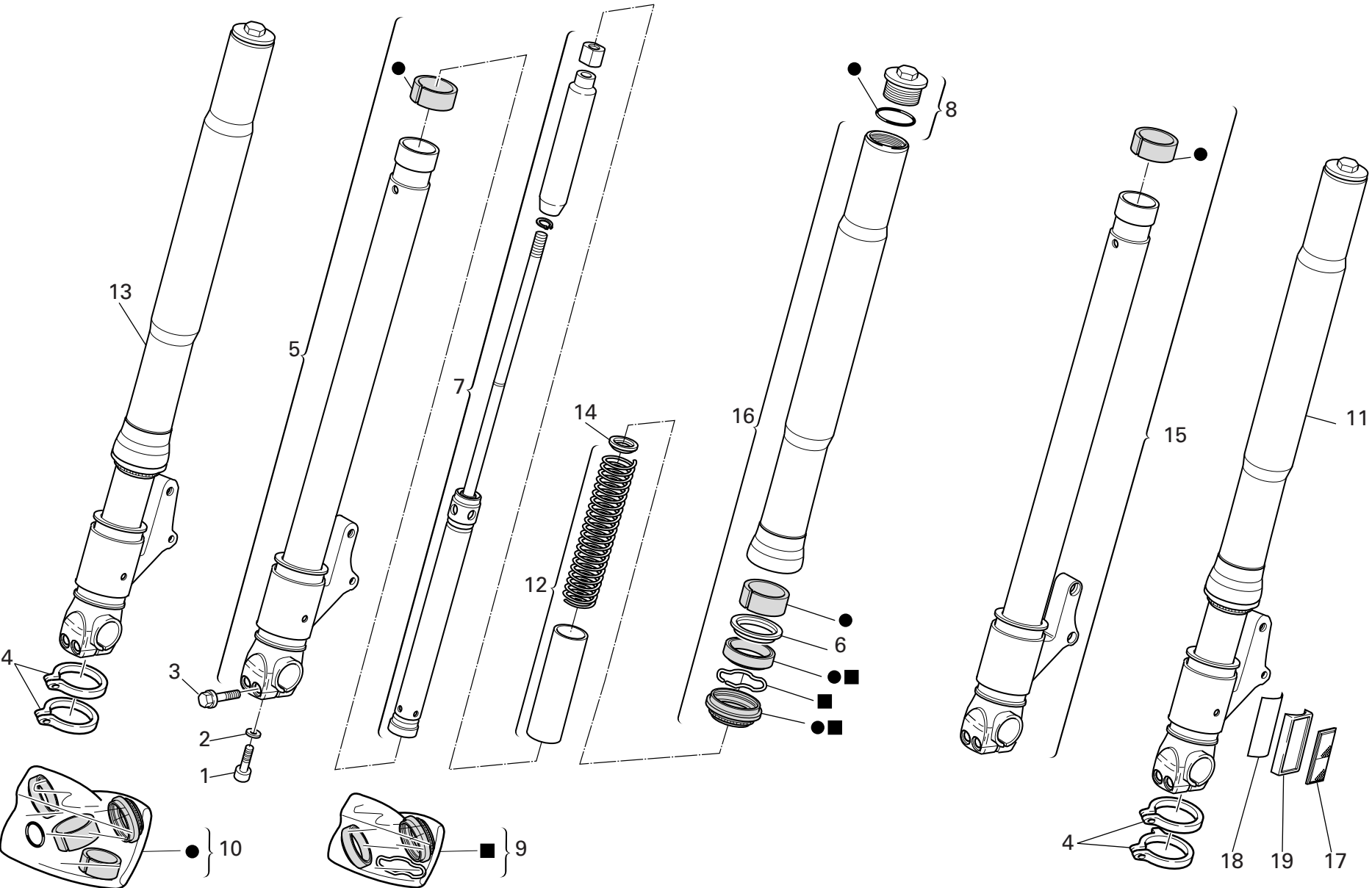


DRAWING 023 PLATE HOLDER - REAR LIGHT


NOTES NO.	CODE NO.	DESCRIPTION	VALIDITY	Q.TY 
1	561.1.018.1A	Number plate holder		1
2	0691.91.030	Hose guide		1
3	525.4.007.3A	Tail lamp		1
4	526.4.003.1A	Cup		1
5	525.1.004.3A	Tail lamp		1
6	827.1.191.4A	Plate		1
7	764.1.084.1A	Vibration damper pad		2
8	713.1.332.1A	Spacer		2
9	749.4.031.1A	Nut		4
10	530.4.010.3A	Turn indicator		1
11	510.1.076.1B	Electric wiring		1
12	829.1.136.1A	Holder		1
13	529.1.006.1A	Reflector		2
14	530.4.009.3A	Turn indicator		1
15	0000.36230	Bulb		1
16	748.4.100.1AB	Nut		2
17	749.5.001.1B	Nut		6
18	852.5.001.1C	Washer		6
19	529.1.009.1A	Reflector		1
20	561.1.019.1A	Plate		1
21	0000.62729	Screw		2
22	390.4.003.1A	Two-light bulb 12V 5/21W		1
23	565.1.026.2A	Protection		1
24	771.5.065.8B	Screw		2

NOTES NO.	CODE NO.	DESCRIPTION	VALIDITY	Q.TY 
-----------	----------	-------------	----------	--

DRAWING 024 FRONT FORK



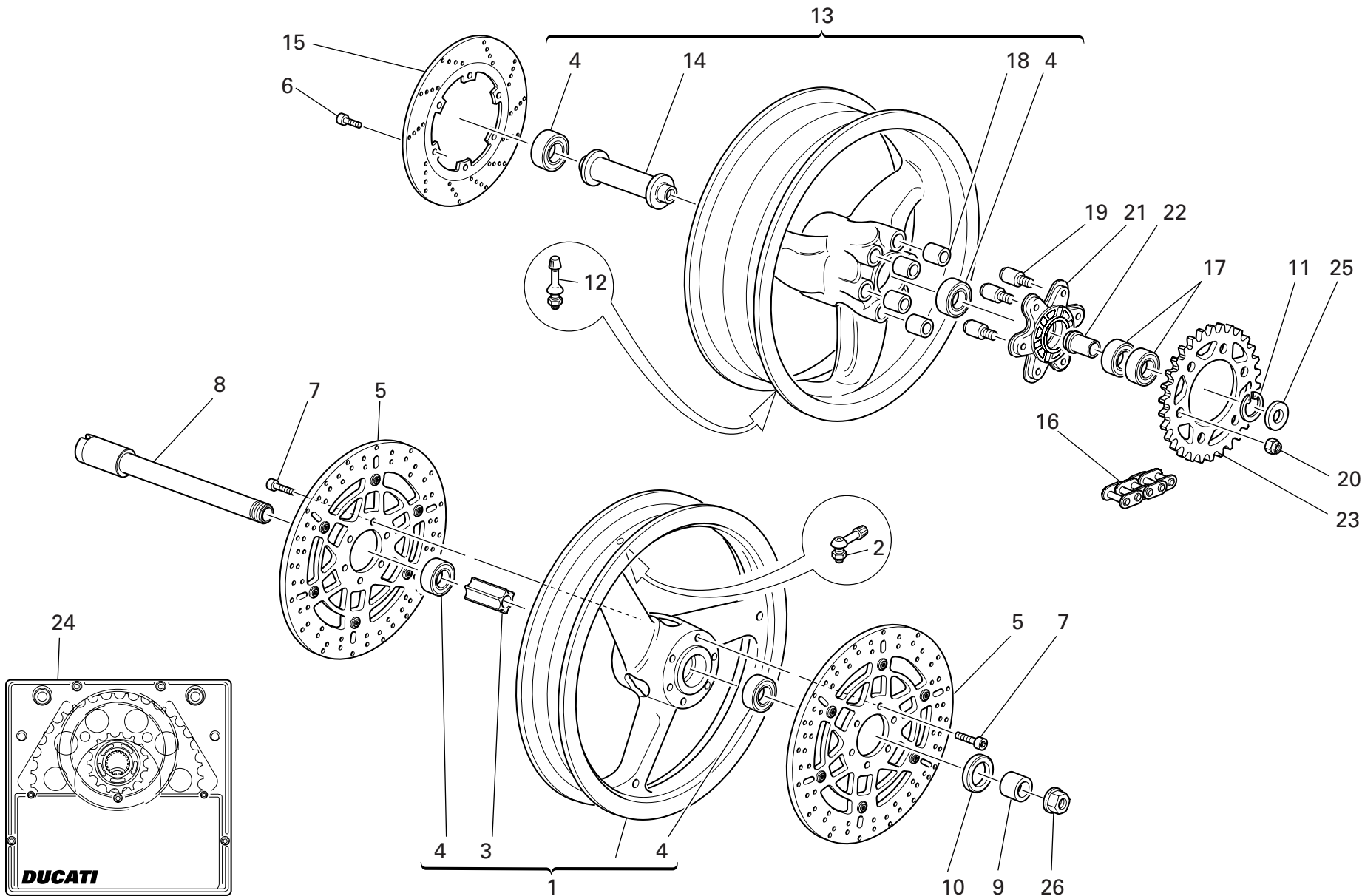
DRAWING 024 FRONT FORK

NOTES NO.	CODE NO.	DESCRIPTION	VALIDITY	Q.TY 
1	71502.2594	Screw		2
2	349.1.143.1A	Washer		2
3	771.5.727.8B	Screw		4
4	850.1.031.1A	Clamp		4
5	348.2.020.1A	Complete R.H. slider		1
6	349.1.152.1A	Retainer		2
7	348.2.012.1A	Complete pumping element		2
8	349.2.019.1A	Complete cap		2
9	349.2.026.1A	Seat kit		2
10	349.2.025.1A	Overhaul kit		2
11	345.2.010.2AB	L.H. fork leg assembly		1
12	347.2.004.1A	Spring kit		2
13	344.2.010.2AB	R.H. fork leg assembly		1
14	349.1.149.1A	Check ring		2
15	348.2.021.1A	Complete L.H. slider		1
16	349.1.157.1A	Stanchion tube		2
17	529.1.001.1A	Reflector		2
18	926.1.001.1A	Biadhesive strip		2
19	0374.37.190	Holder		2

NOTES NO.	CODE NO.	DESCRIPTION	VALIDITY	Q.TY 

DRAWING 025

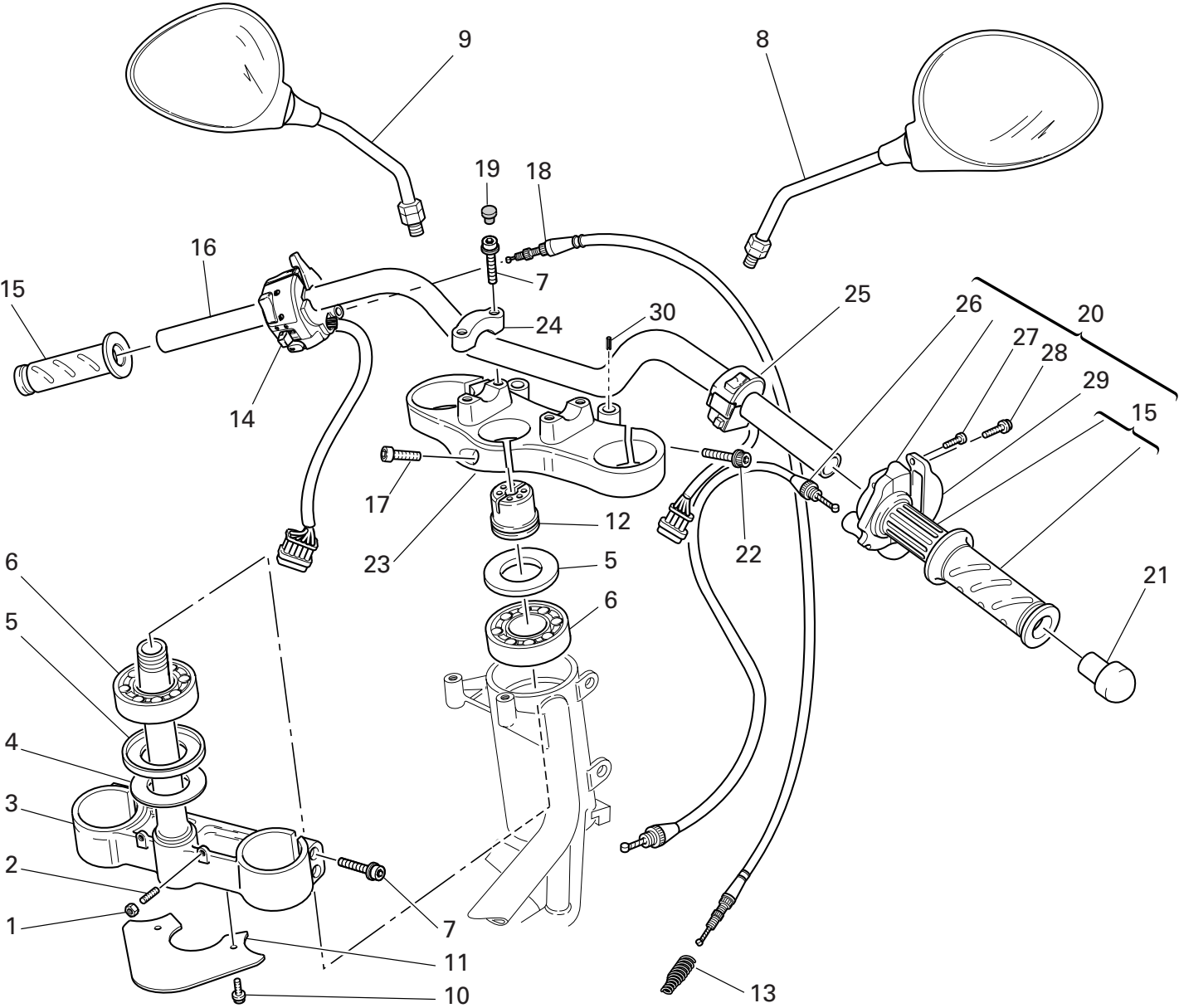
FRONT AND REAR WHEELS




DRAWING 025 FRONT AND REAR WHEELS

NOTES NO.	CODE NO.	DESCRIPTION	VALIDITY	Q.TY 
1	501.2.080.1AB	Front wheel rim (BLACK)		1
2	497.2.001.2A	Valve		1
3	714.1.028.1A	Inner spacer		1
4	75162.2566	Bearing		4
5	492.4.082.1A	Brake disc		2
6	779.1.311.1A	Screw		6
7	779.1.399.1A	Screw		12
8	819.1.017.1B	Front wheel spindle		1
9	714.1.073.1A	Spacer		1
10	0000.64471	Seal ring		1
11	884.5.008.1A	Circlip		1
12	0803.77.010	Valve		1
13	502.2.110.1AB	Rear wheel rim (BLACK)		1
14	714.1.046.1A	Inner spacer		1
15	492.4.003.2A	Brake disc		1
16	676.4.032.2A	Chain (106 Links)		1
17	702.5.050.1A	Bearing		2
18	700.1.005.1A	Vibration damper		6
19	821.1.039.1B	Pin		6
20	748.4.024.1AB	Nut		6
21	160.1.049.1B	Rear sprocket flange		1
22	710.1.041.1C	Bush		1
23	494.1.101.1A	Ring gear z=48		1
24	676.2.057.1A	Final drive kit		1
25	713.1.097.1C	Spacer		1
26	748.1.014.1C	Fork nut		1

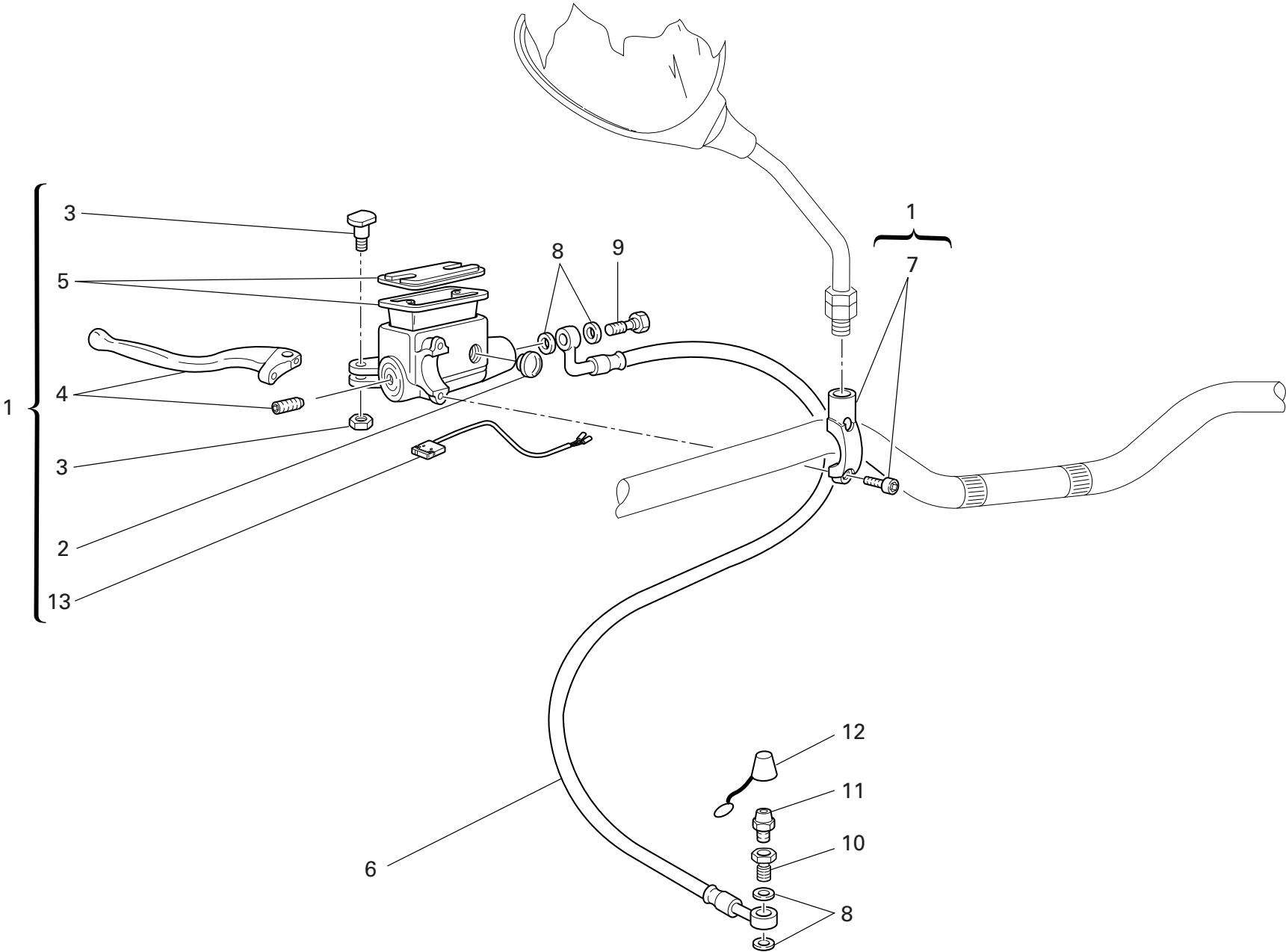
NOTES NO.	CODE NO.	DESCRIPTION	VALIDITY	Q.TY 
-----------	----------	-------------	----------	--



NOTES NO.	CODE NO.	DESCRIPTION	VALIDITY	Q.TY 
1	747.5.007.1A	Nut		2
2	779.1.099.1B	Special screw		2
3	342.2.015.1CB	Steering head base (BLACK)		1
4	852.1.103.1A	Washer		1
5	930.1.004.1A	Seal ring		2
6	702.4.004.1A	Bearing		2
7	771.5.727.8B	Screw		8
8	523.4.014.1A	R.H. rear-view mirror		1
9	523.4.015.1A	L.H. rear-view mirror		1
10	772.1.047.1B	Screw		2
11	460.1.076.2A	Mudflap		1
12	703.1.013.1A	Ring nut		1
13	799.1.058.1A	Starter control transmission return spring		1
14	651.4.011.1A	L.H. switch		1
15	8000.78345	Grips pair		1
16	360.1.035.1A	Handlebar		1
17	779.5.056.1A	Screw		1
18	657.1.015.1A	Flexible cable		1
19	0659.37.040	Cap		4
20	654.2.003.1A	Throttle control		1
21	872.1.028.1A	Cap		2
22	771.5.725.8B	Screw		2
23	341.1.030.1CB	Steering head		1
24	360.1.033.1BB	Bracket		2
25	650.4.008.2B	R.H. switch		1
26	656.1.036.2A	Throttle control transmission		1

NOTES NO.	CODE NO.	DESCRIPTION	VALIDITY	Q.TY 
27	8000.66774	Screw		2
28	772.1.063.1A	Screw		2
29	658.4.002.1B	Cover		1
30	861.5.003.1A	Spring pin		2

DRAWING 027 CLUTCH CONTROL

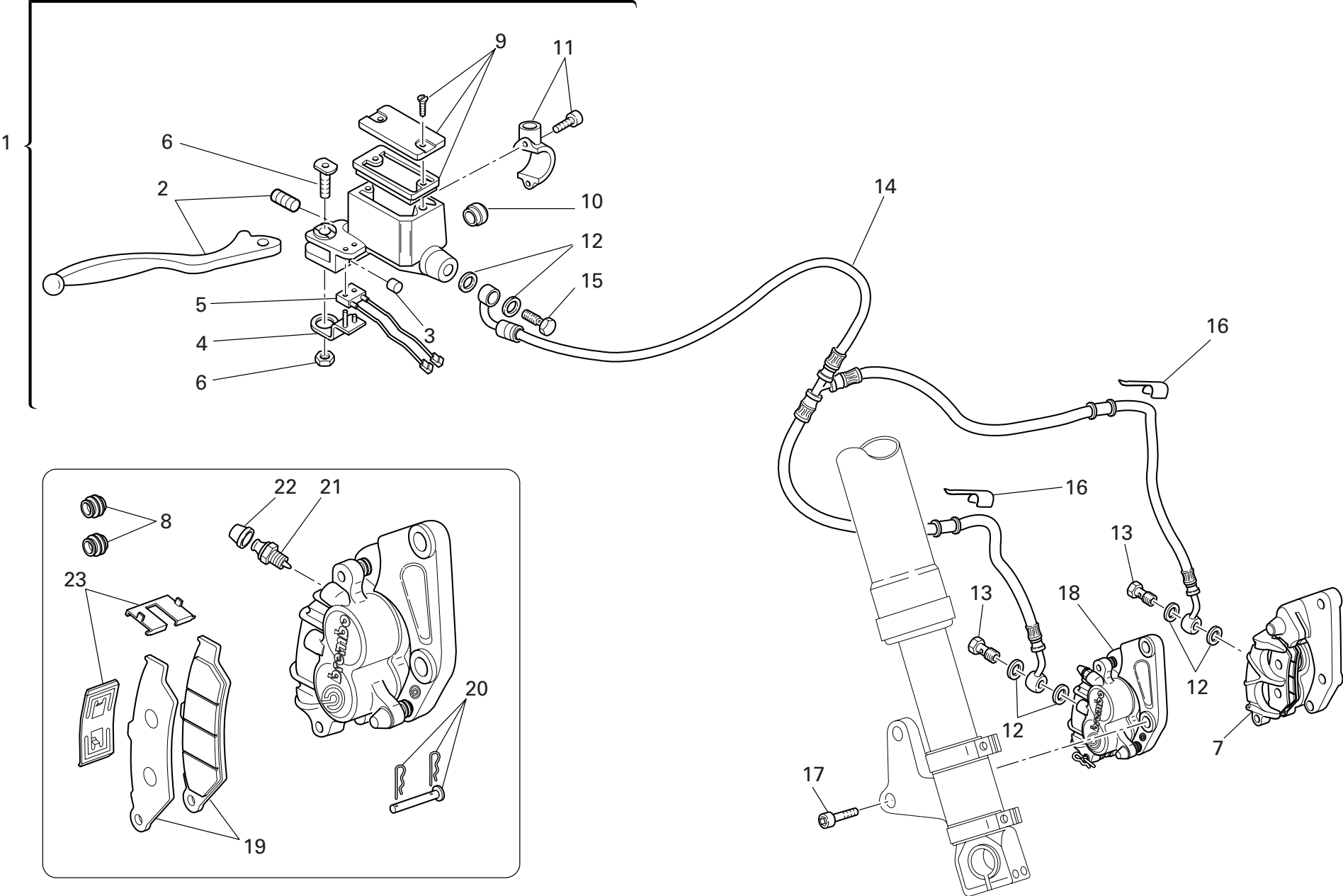


DRAWING 027 CLUTCH CONTROL

NOTES NO.	CODE NO.	DESCRIPTION	VALIDITY	Q.TY
1	630.4.025.1A	Clutch drive pump		1
2	0000.49654	Spare inspection window		1
3	0000.46664	Spare lever pin		1
4	626.1.003.1D	Lever with dowel		1
5	0000.46665	Spare cap		1
6	632.1.031.1A	Clutch control pipe (METAL PLAITED)		1
7	626.4.029.1A	Spare bracket		1
8	852.5.024.1A	Gasket th.1		4
9	779.1.366.1AB	Special screw		1
10	779.1.397.1A	Special screw		1
11	187.1.002.1A	Bleed		1
12	612.4.005.1A	Dust seal		1
13	539.4.034.1A	Microswitch		1

NOTES NO.	CODE NO.	DESCRIPTION	VALIDITY	Q.TY
-----------	----------	-------------	----------	------

DRAWING 028 FRONT BRAKE

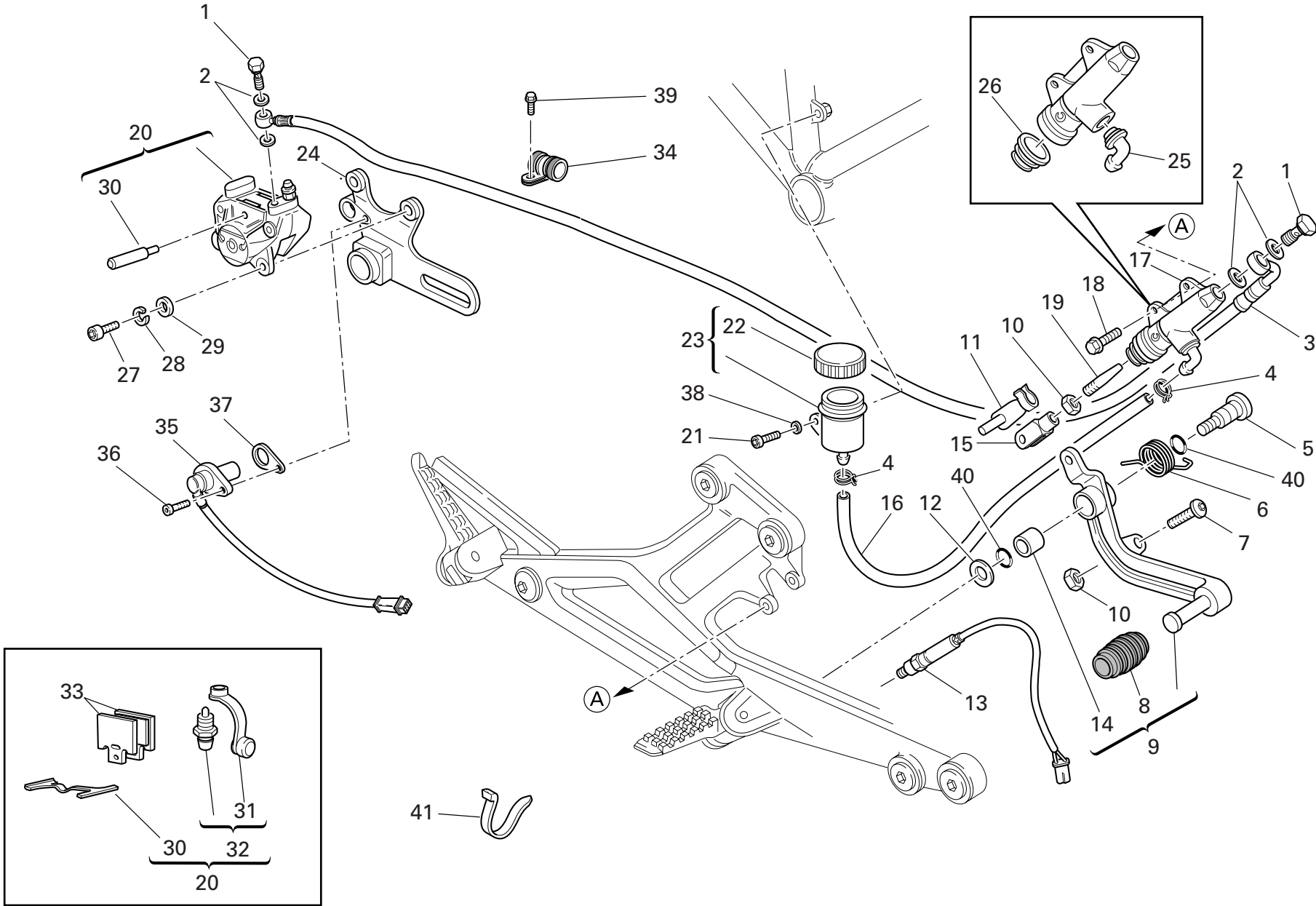


DRAWING 028 FRONT BRAKE

NOTES NO.	CODE NO.	DESCRIPTION	VALIDITY	Q.TY 
1	624.4.035.1A	Front brake pump		1
2	626.1.002.1A	Lever with dowel		1
3	195.4.002.1A	Rubber pad		1
4	829.1.949.1A	Plate		1
5	539.4.042.1A	Microswitch		1
6	0000.46664	Spare lever pin		1
7	610.4.075.1A	L.H. brake caliper		1
8	612.4.030.1A	Dust cover		4
9	0000.46665	Spare cap		1
10	626.4.003.1A	Spare inspection window		1
11	626.4.023.1A	Spare bracket		1
12	852.5.024.1A	Gasket th.1		6
13	779.1.366.1AB	Special screw		2
14	618.4.063.1A	Caliper pump pipe (METAL PLAITED)		1
15	779.1.415.1A	Special screw		1
16	829.1.141.1C	Fairlead		2
17	771.5.431.8B	Screw		4
18	610.4.076.1A	R.H. brake caliper		1
19	613.4.072.1A	Pads pair		2
20	612.4.031.1A	Spare pins and spring		2
21	631.4.026.1A	Spare bleed union		2
22	612.4.008.1A	Dust seal		2
23	612.4.029.1A	Plate		2


NOTES NO.	CODE NO.	DESCRIPTION	VALIDITY	Q.TY 
-----------	----------	-------------	----------	--

DRAWING 029 REAR BRAKE

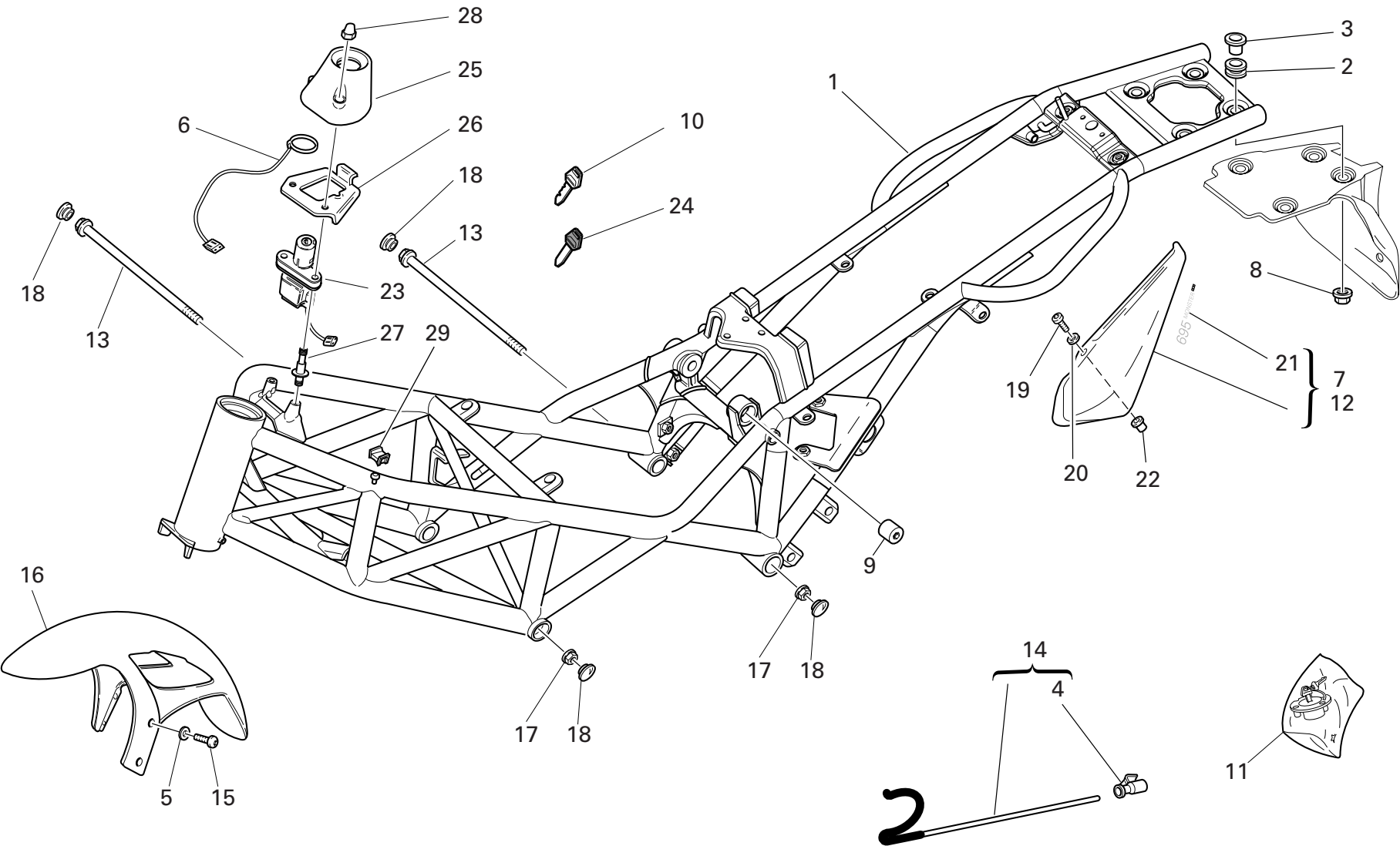


DRAWING 029 REAR BRAKE

NOTES NO.	CODE NO.	DESCRIPTION	VALIDITY	Q.TY 
1	779.1.366.1AB	Special screw		2
2	852.5.024.1A	Gasket th.1		4
3	619.4.030.1A	Rear brake line		1
4	741.4.043.1A	Hose guide		2
5	80A0.53548	Pin		1
6	799.1.044.1A	Spring		1
7	779.1.054.1B	Special screw		1
8	765.1.001.1A	Rubber pad		1
9	457.2.007.1A	Brake control lever		1
10	747.5.005.1B	Nut		2
11	850.1.015.1A	Quik fastening		1
12	852.4.016.1A	Washer		1
13	539.4.003.1B	Switch		1
14	712.1.034.1A	Bush		1
15	184.1.005.1A	Fork		1
16	877.1.039.1A	Tube		1
17	625.4.015.1A	Rear brake pump		1
18	772.1.063.1A	Screw		2
19	8000.62586	Adjuster rod		1
20	611.4.025.1A	Rear brake caliper		1
21	779.5.024.1A	Screw		1
22	893.4.005.1A	Cap		1
23	585.4.001.1A	Complete oil tank		1
24	825.1.030.1A	Caliper holder plate		1
25	631.4.008.1A	Spare union		1
26	626.4.013.1A	Dust cover		1

NOTES NO.	CODE NO.	DESCRIPTION	VALIDITY	Q.TY 
27	771.5.125.8C	Screw		2
28	853.5.006.1A	Spring washer		2
29	852.1.203.1A	Washer		2
30	612.4.013.1B	Spare pins and spring		1
31	612.4.008.1A	Dust seal		1
32	0000.39727	Spare bleed union		1
33	613.4.073.1A	Pads pair		1
34	741.4.062.1A	Clip		1
35	552.4.037.1A	Sensor		1
36	771.5.665.8B	Screw		1
37	713.1.192.1A	Spacer		1
38	852.5.027.1A	Washer		1
39	772.1.055.1A	Screw		1
40	0000.01199	O-ring		2
41	0691.91.030	Hose guide		1


DRAWING 030 FRAME



DRAWING 030 FRAME

NOTES NO.	CODE NO.	DESCRIPTION	VALIDITY	Q.TY 
1	470.1.186.1AA	Frame (RED)		1
1	470.1.186.1AB	Frame (BLACK)		1
2	764.1.029.1A	Rubber pad		4
3	713.1.332.1A	Spacer		4
4	764.1.015.1B	Rubber pad		1
5	856.1.042.1A	Nylon washer		4
6	518.4.004.2B	Antenna		1
7	482.1.136.1A	R.H. body panel		1
8	749.4.031.1A	Nut		4
9	750.1.060.1B	Nut		1
10	598.4.018.1A	Wrench without Transponder		2
11	598.2.030.1A	Locks kit		1
12	482.1.134.1A	L.H. body panel		1
13	779.1.213.1A	Screw		2
14	117.2.049.1A	Rod		1
15	772.1.063.1A	Screw		4
16	564.1.029.1BF	Front mudguard (MATT BLACK)		1
16	564.1.029.2BA	Front mudguard (RED)		1
16	564.1.029.2BT	Front mudguard (BLACK)		1
17	748.4.002.1A	Nut		2
18	872.1.026.1A	Cap		4
19	775.1.002.1A	Screw		4
20	0000.63161	Washer		4
21	436.1.174.1A	Sticker "DUCATI MONSTER 695"		2
21	436.1.175.1A	Sticker "DUCATI MONSTER 695" (for DARK)		2
22	850.4.082.1A	Insert		4

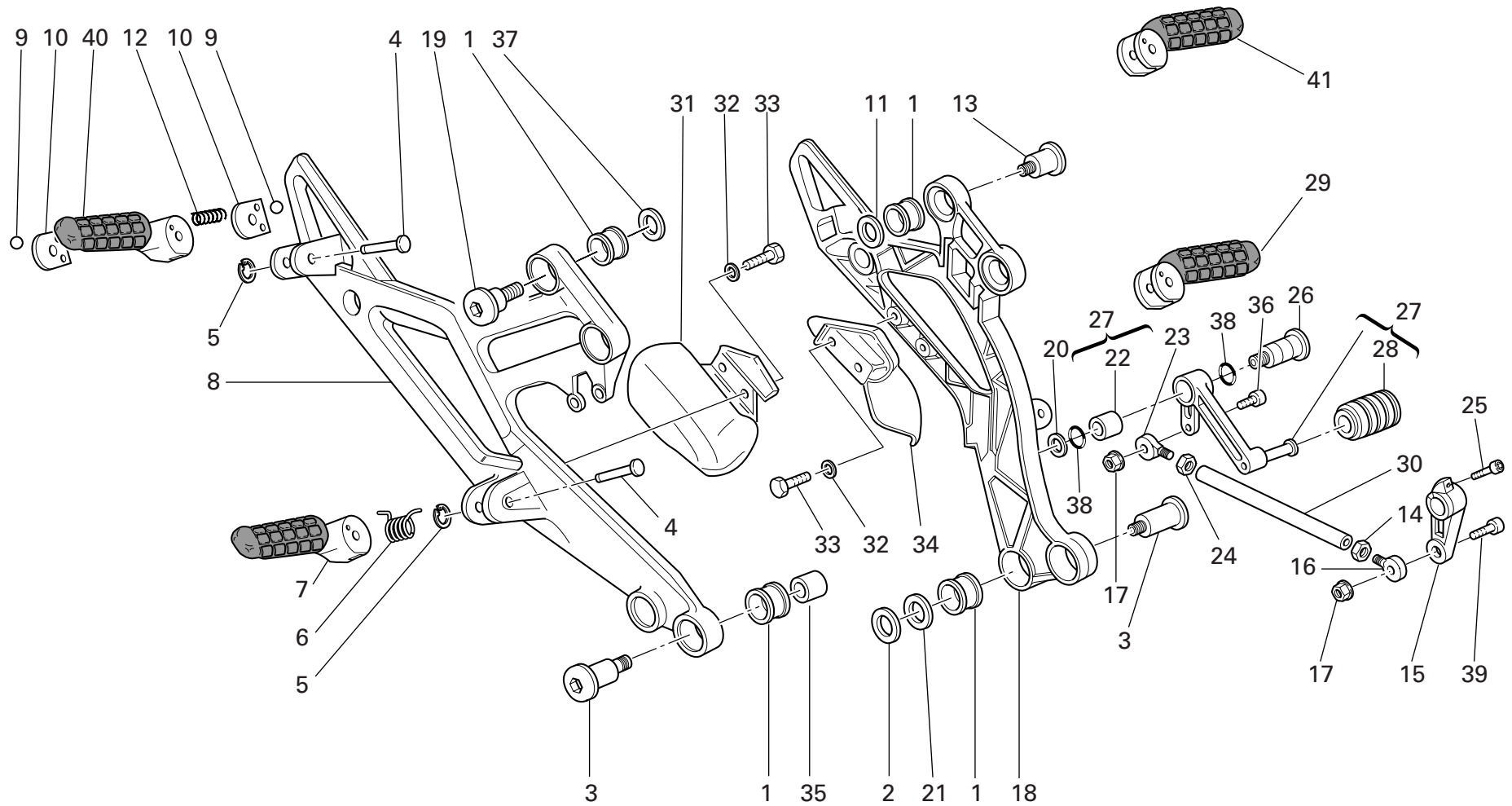
CATALOGUE No: 915.1.245.1A
ISSUED: 03 - 06

NOTES NO.	CODE NO.	DESCRIPTION	VALIDITY	Q.TY 
23	652.4.006.1A	Key-operated switch		1
24	598.4.016.1A	Wrench with Transponder		1
25	246.1.060.2A	Cover		1
26	827.1.211.1A	Plate		1
27	779.1.221.1B	Special screw		2
28	749.4.002.1A	Nut		2
29	850.4.067.1A	Clamp		11

CATALOGUE No: 915.1.245.1A
ISSUED: 03 - 06


DRAWING 031

GEARCHANGE LEVER - FOOT REST

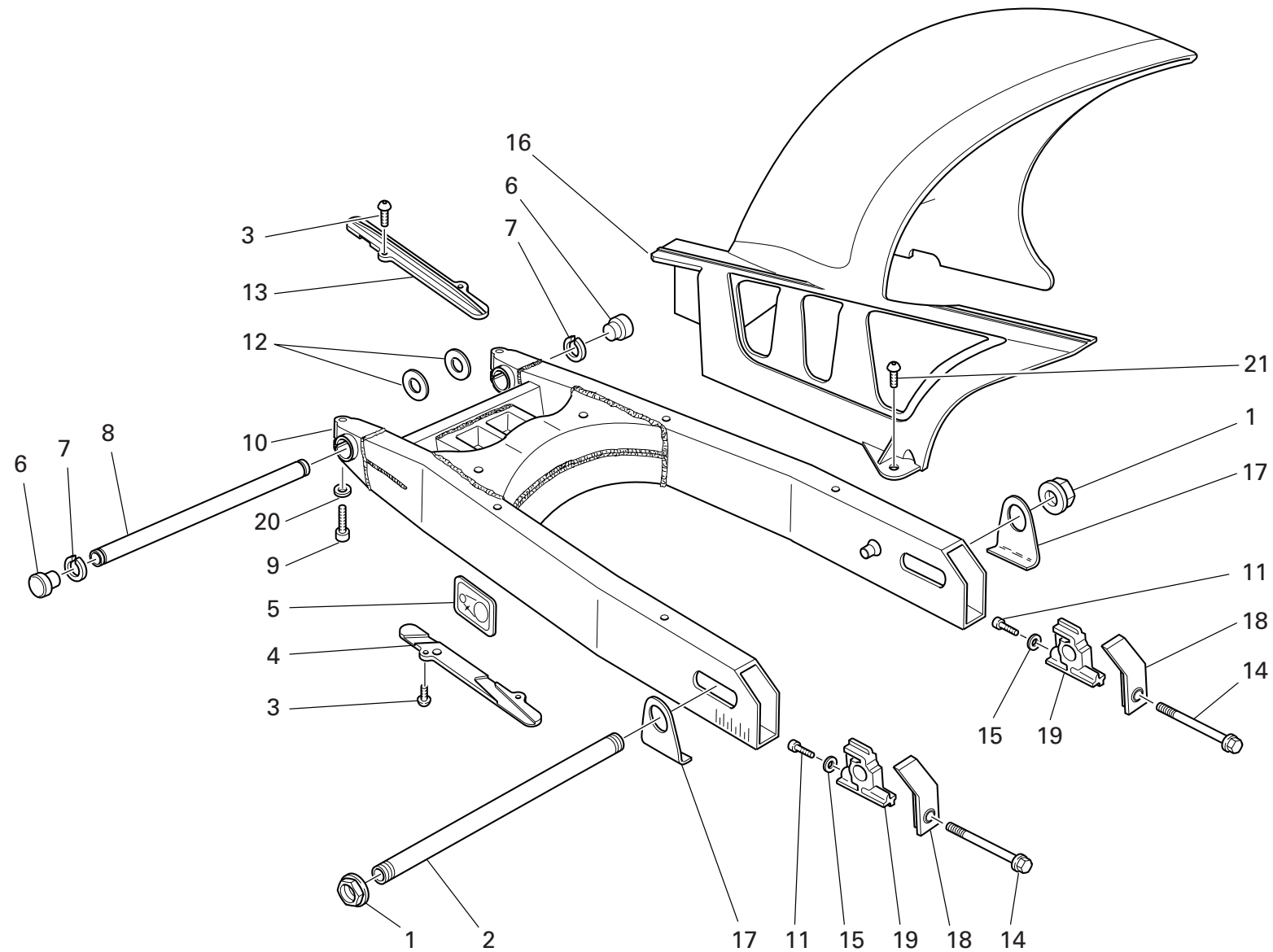


DRAWING 031 GEARCHANGE LEVER - FOOT REST

NOTES NO.	CODE NO.	DESCRIPTION	VALIDITY	Q.TY 
1	700.1.049.1A	Vibration damper		8
2	852.1.065.1A	Washer		2
3	779.1.206.1AB	Special screw		4
4	821.1.090.1B	Pin		4
5	0170.91.730	Ring		4
6	8000.60700	Spring		2
7	464.1.047.1A	Front R.H. foot peg		2
8	824.1.111.1AB	R.H. foot peg holder plate		1
9	847.4.002.1A	Ball		4
10	827.1.161.1B	Plate		4
11	852.1.065.1B	Washer		2
12	799.1.252.1A	Spring		2
13	779.1.204.1B	Screw		2
14	747.5.005.1B	Nut		1
15	0370.69.020	Gearchange control lever		1
16	76401.0002	Ball joint		1
17	749.5.006.1A	Nut		2
18	824.1.112.1AB	L.H. foot peg holder plate		1
19	779.1.212.1B	Screw		2
20	852.4.016.1A	Washer		1
21	716.1.056.1A	Spacer		1
22	712.1.034.1A	Bush		1
23	76401.0003	Ball joint		1
24	747.5.001.1AB	Nut		1
25	779.5.011.1B	Screw		1
26	80A0.53548	Pin		1

NOTES NO.	CODE NO.	DESCRIPTION	VALIDITY	Q.TY 
27	456.2.009.1A	Gearchange lever		1
28	765.1.001.1A	Rubber pad		1
29	464.1.048.1A	Front L.H. foot peg		2
30	117.1.028.1A	Gearbox transmission rod		1
31	460.1.038.2B	R.H. protection		1
32	852.5.029.1A	Washer		4
33	770.5.063.8B	Screw		4
34	460.1.039.2B	L.H. protection		1
35	852.1.117.1A	Washer		2
36	779.5.001.1A	Screw		1
37	852.1.116.1A	Washer		2
38	0000.01199	O-ring		2
39	771.5.667.8B	Screw		1
40	465.1.062.1A	Rear R.H. foot peg		1
41	465.1.063.1A	Rear L.H. foot peg		1

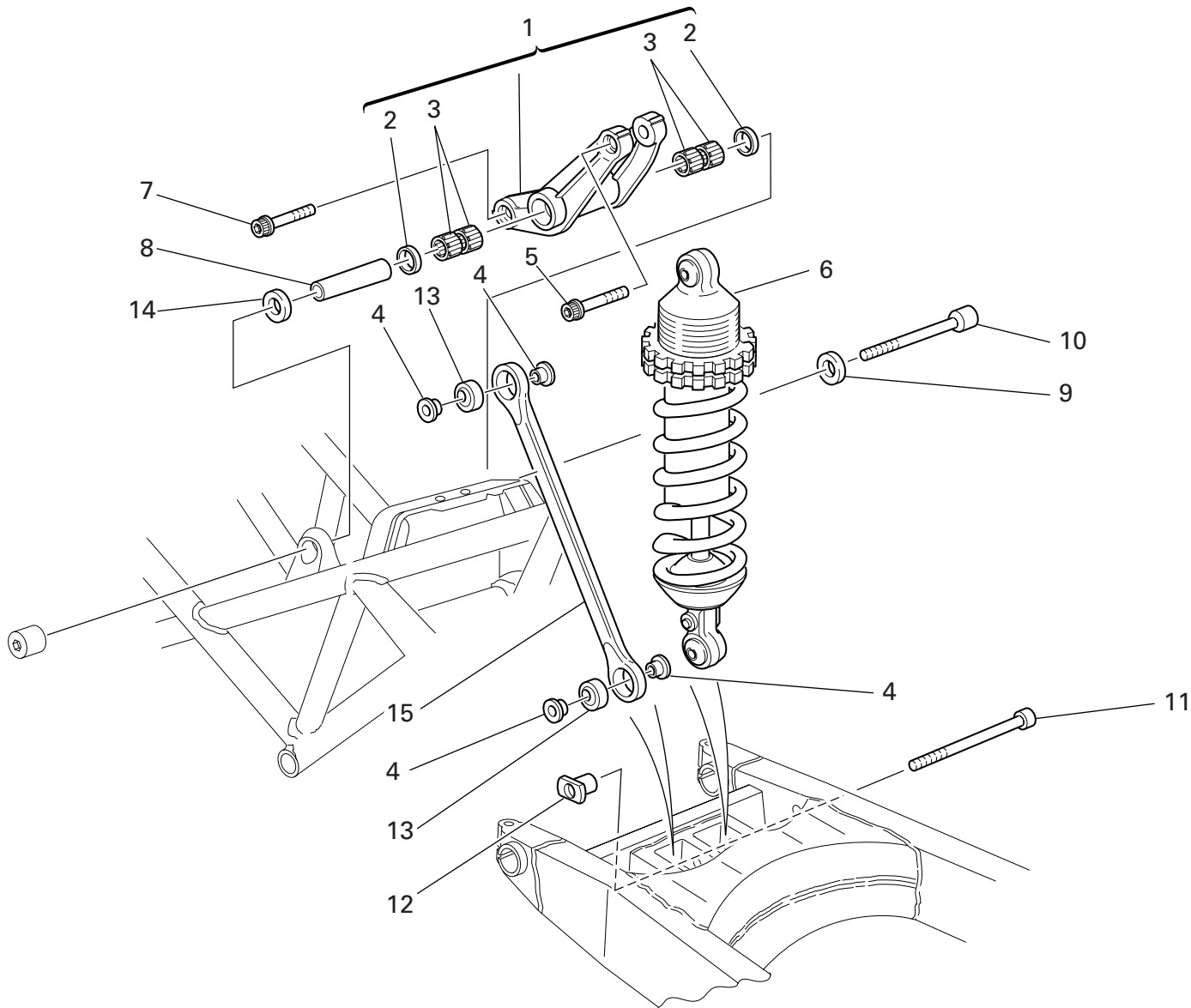
DRAWING 032 SWINGARM AND CHAIN




DRAWING 032 SWINGARM AND CHAIN

NOTES NO.	CODE NO.	DESCRIPTION	VALIDITY	Q.TY 
1	748.1.023.1B	Nut		2
2	819.1.030.1A	Rear wheel spindle		1
3	779.1.119.1B	Special screw		4
4	447.1.038.1A	Lower chain sliding shoe		1
5	433.1.290.1A	Chain adjustment sticker		1
6	872.1.019.1A	Cap		2
7	884.4.007.1A	Snap ring		2
8	369.1.004.1A	Swingarm pivot		1
9	771.5.156.8B	Screw		2
10	370.1.021.2CB	Swingarm		1
11	771.5.004.8B	Screw		2
12	852.1.001.1B	Shim th. 1.8		2
12	852.1.002.1B	Shim th. 0.2		2
12	852.1.003.1B	Shim th. 0.1		1
13	447.1.037.1A	Upper chain sliding shoer		1
14	779.1.037.1B	Screw		2
15	852.1.079.1B	Washer		2
16	565.1.030.1A	Rear mudguard		1
17	373.1.029.1C	Plate		2
18	373.1.023.1BB	Cover		2
19	373.1.028.1B	Sliding shoe		2
20	0670.92.190	Shim th. 2		2
21	779.1.119.1B	Special screw		4

NOTES NO.	CODE NO.	DESCRIPTION	VALIDITY	Q.TY 
-----------	----------	-------------	----------	--



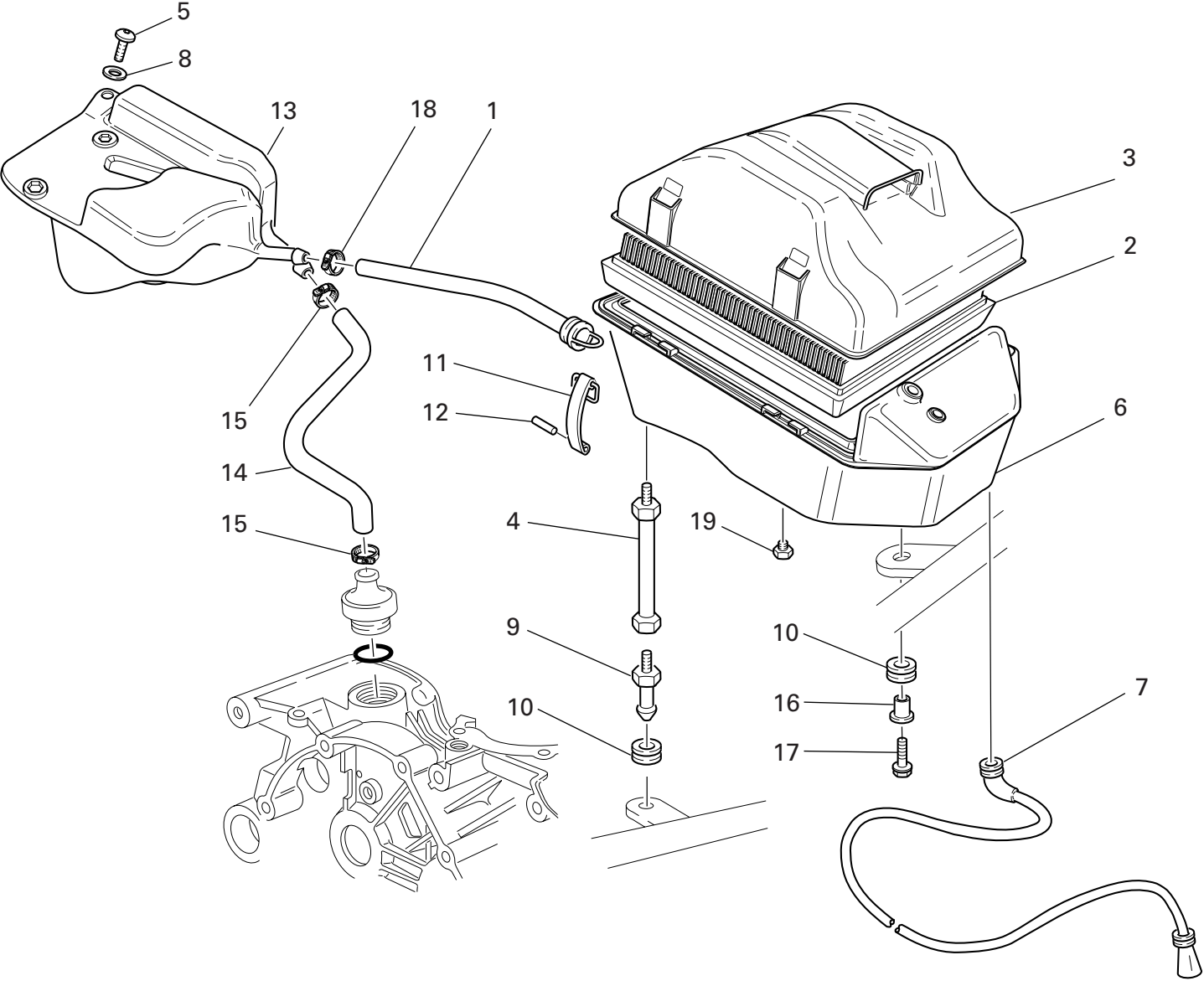
DRAWING 033 REAR SUSPENSION

NOTES NO.	CODE NO.	DESCRIPTION	VALIDITY	Q.TY 
1	372.2.008.3A	Rocker assembly		1
2	93781.1824	Seal ring		2
3	701.4.006.1A	Needle bearing		4
4	710.1.025.1A	Bush		4
5	771.5.938.8B	Screw		1
6	365.2.045.1A	Shock absorber		1
7	771.5.937.8B	Screw		1
8	715.1.004.1A	Spacer		1
9	710.1.085.1A	Spacer		1
10	771.1.015.1A	Screw		1
11	771.1.016.1A	Screw		1
12	710.1.046.1B	Bush		1
13	848.4.011.1A	Ball joint		2
14	710.1.088.1A	Spacer		1
15	875.1.063.1A	Tie rod		1


NOTES NO.	CODE NO.	DESCRIPTION	VALIDITY	Q.TY 

DRAWING 034

AIR INDUCTIO AND OIL VENT



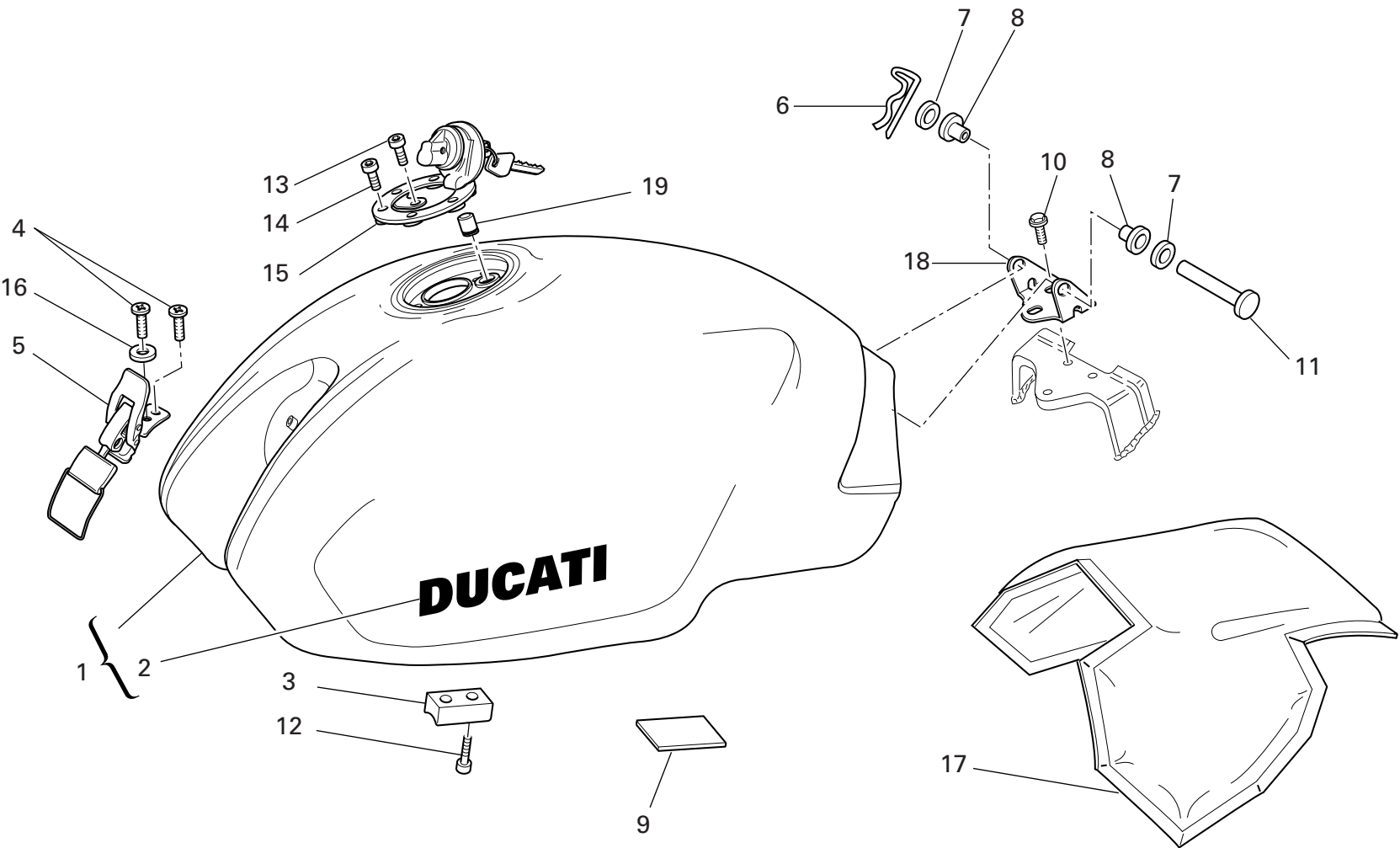
DRAWING 034 AIR INDUCTIO AND OIL VENT

NOTES NO.	CODE NO.	DESCRIPTION	VALIDITY	Q.TY 
1	876.1.082.1A	Filter/fuel tank outlet pipe		1
2	426.1.010.1A	Filter element		1
3	246.2.011.1B	Filter case cover		1
4	684.1.026.1B	Stud bolt		2
5	771.5.069.8B	Screw		1
6	442.2.089.1A	Air filter box		1
7	877.2.002.1A	Tube		1
8	852.5.029.1A	Washer		1
9	821.1.075.1A	Pin		2
10	764.1.090.1A	Rubber pad		3
11	760.1.003.1B	Hook		4
12	74223.1045	Spring pin		4
13	585.1.031.1A	Oil breather tank		1
14	876.1.066.1A	Breather pipe		1
15	741.4.002.1A	Hose guide		2
16	716.1.022.1B	Spacer		1
17	772.1.063.1A	Screw		1
18	741.4.024.1A	Hose guide		1
19	780.4.006.1A	Cap		1

NOTES NO.	CODE NO.	DESCRIPTION	VALIDITY	Q.TY 

DRAWING 035

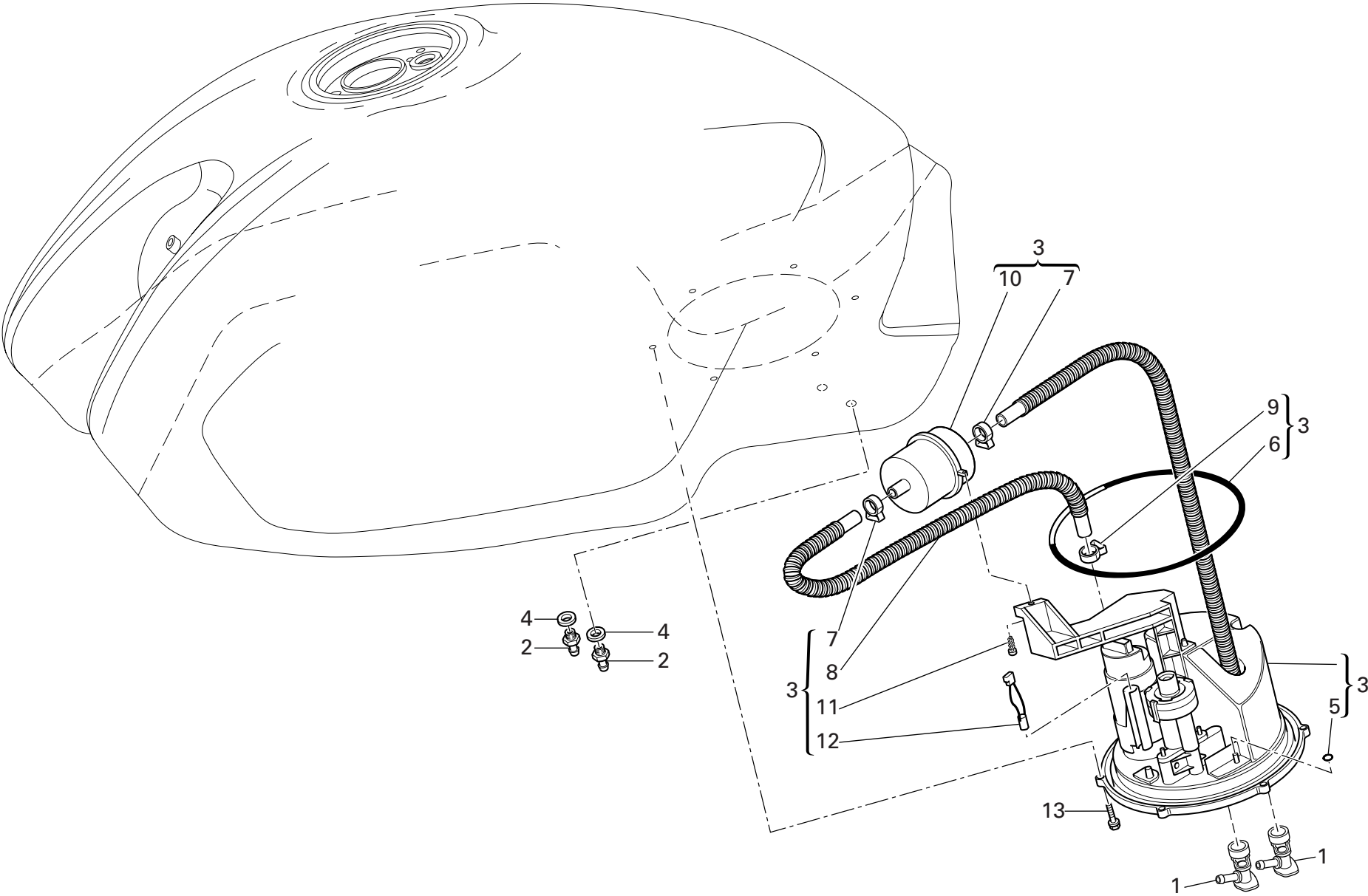
FUEL TANK




DRAWING 035 FUEL TANK

NOTES NO.	CODE NO.	DESCRIPTION	VALIDITY	Q.TY
1	586.1.044.1CA	Fuel tank (RED)		1
1	586.1.044.1CT	Fuel tank (BLACK)		1
1	586.1.045.1BF	Fuel tank (MATT BLACK)		1
2	435.1.032.1AL	Sticker "DUCATI" (for MATT BLACK)		2
2	435.1.097.1AA	Sticker "DUCATI" (for RED, BLACK)		2
3	866.1.040.1A	Pad		2
4	777.5.019.7E	Screw		2
5	760.4.006.1B	Hook		1
6	685.1.006.1A	Split pin		1
7	80C0.05893	Shim		2
8	712.1.013.2A	Bush		2
9	433.1.279.1A	Plate		1
10	779.5.024.1A	Screw		3
11	821.1.028.1D	Pin		1
12	779.5.004.1A	Screw		4
13	771.5.040.8B	Screw		1
14	771.5.045.7E	Screw		3
15	895.4.001.2A	Tank cap		1
16	852.1.176.1A	Washer		1
17	486.1.056.2A	Panel (BLACK)		1
18	830.1.207.1B	Bracket		1
19	791.1.039.1A	Gasket		1

NOTES NO.	CODE NO.	DESCRIPTION	VALIDITY	Q.TY
-----------	----------	-------------	----------	------

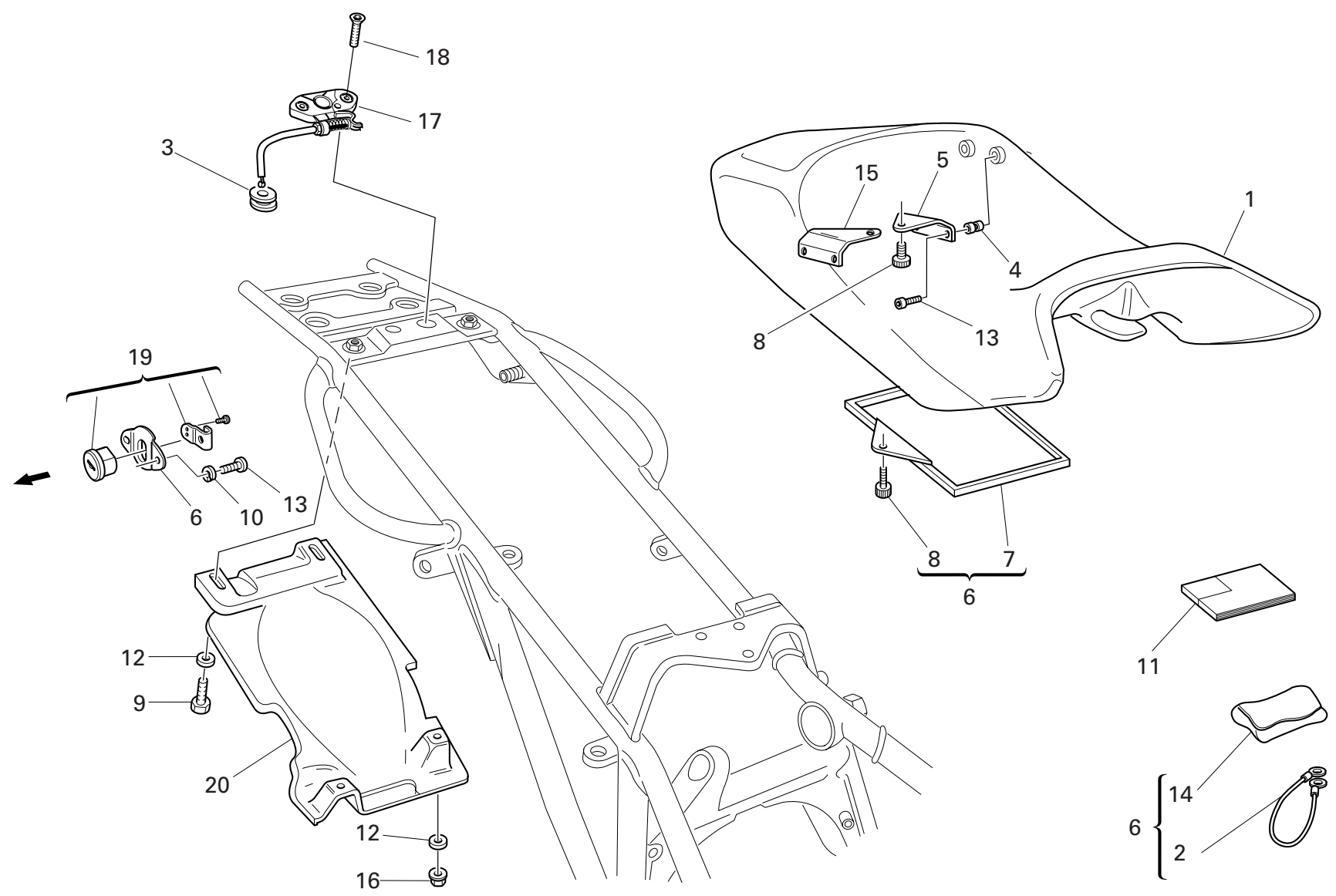


DRAWING 036 FUEL SYSTEM

NOTES NO.	CODE NO.	DESCRIPTION	VALIDITY	Q.TY	
1	814.4.010.1A	Quick-coupling union		2	
2	814.1.179.1A	Union		2	
3	160.2.135.1A	Flange		1	
4	886.1.013.1A	Gasket		2	
5	886.4.042.1A	O-ring		4	
6	886.4.049.1A	O-ring		1	
7	741.4.093.1A	collar		2	
8	590.1.195.1A	Tube		1	
9	741.4.092.1A	collar		2	
10	425.4.010.1A	Filter		1	
11	774.5.006.1A	Self-tapping screw		1	
12	552.4.048.1A	Thermistor		1	
13	775.1.020.1A	Screw		6	

NOTES NO.	CODE NO.	DESCRIPTION	VALIDITY	Q.TY	
-----------	----------	-------------	----------	------	---

DRAWING 037 SEAT



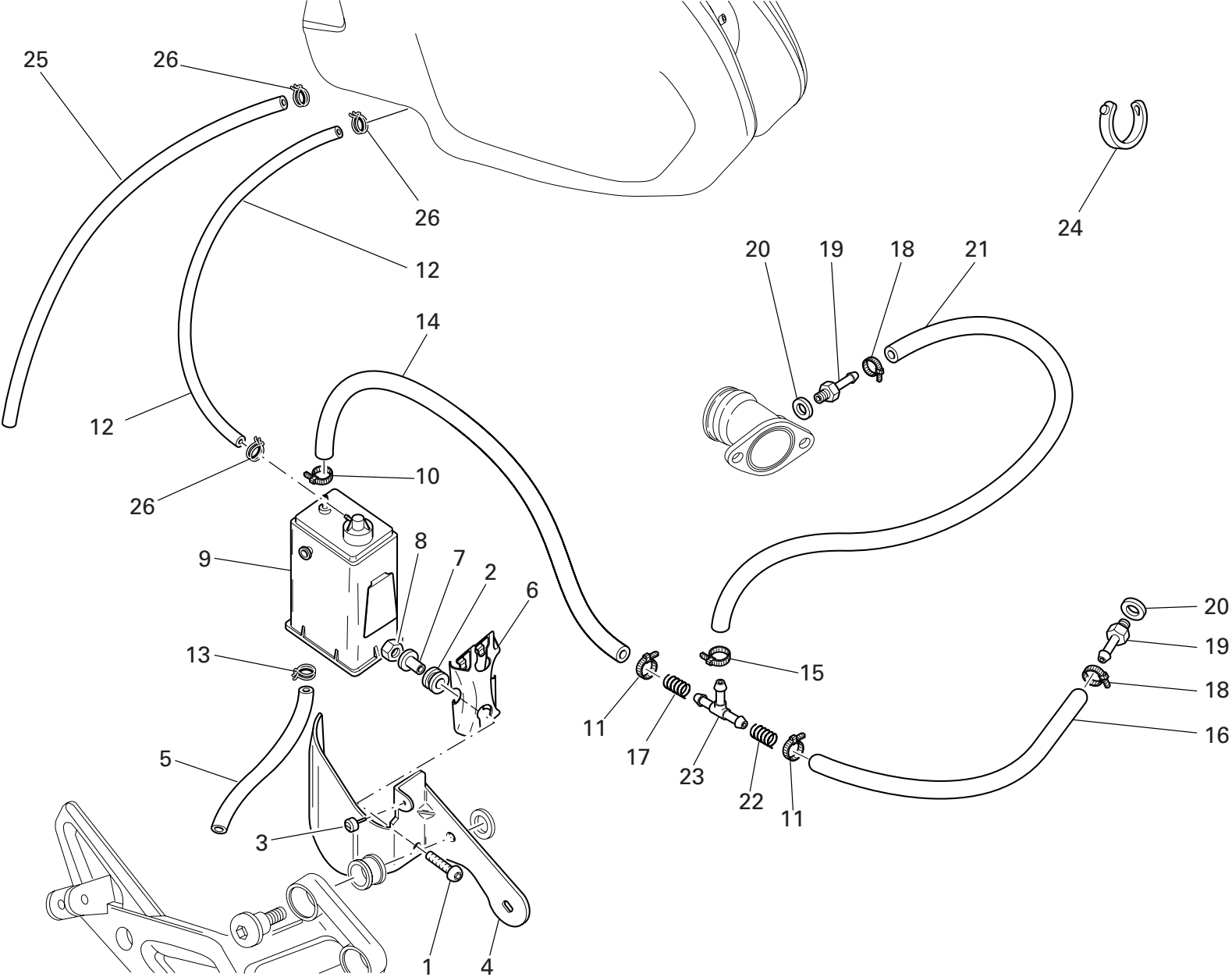
DRAWING 037 SEAT

NOTES NO.	CODE NO.	DESCRIPTION	VALIDITY	Q.TY
1	595.2.020.1D	Seat		1
2	732.1.007.1A	Helmet anti-theft wire		1
3	764.1.029.1A	Rubber pad		1
4	850.4.016.1A	Threaded insert		4
5	827.1.097.1B	L.H. plate		1
6	829.1.236.1B	Plate		1
7	247.1.086.1A	Cover		1
8	779.1.104.1A	Special screw		3
9	770.5.063.8B	Screw		2
10	853.5.008.1A	Spring washer		2
11	913.7.124.1A	Owner's manual		1
12	852.5.029.1A	Washer		4
13	771.5.038.8B	Screw		6
14	697.2.006.2B	Tool bag		1
15	827.1.096.1B	R.H. plate		1
16	749.4.031.1A	Nut		2
17	732.2.010.2A	Flexible cable		1
18	777.5.036.8B	Screw		2
19	598.2.019.1B	Seat lock		1
20	565.1.017.2A	Mudflap		1

NOTES NO.	CODE NO.	DESCRIPTION	VALIDITY	Q.TY
-----------	----------	-------------	----------	------

DRAWING 038

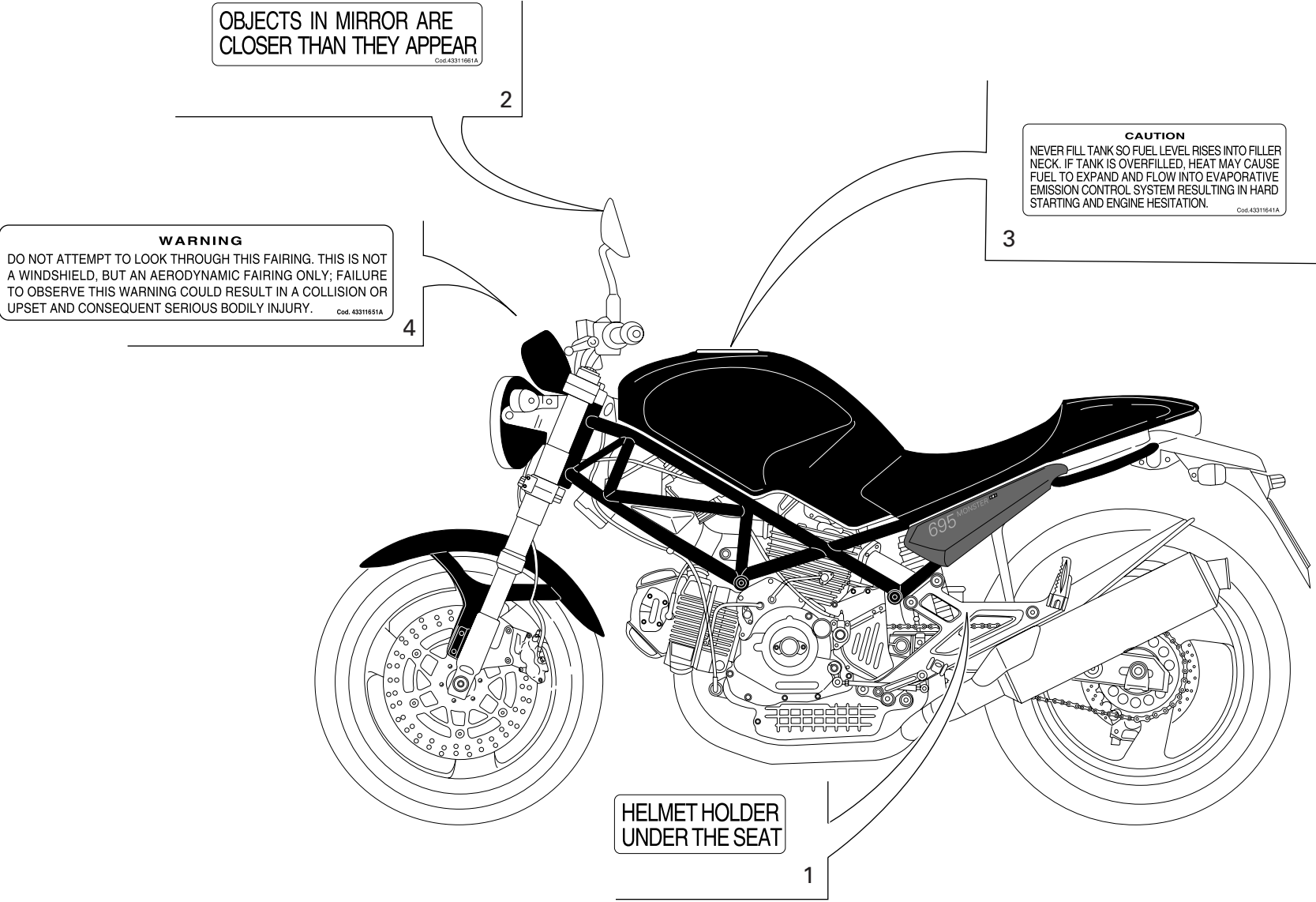
FUEL INFEED



DRAWING 038 FUEL INFEED

NOTES NO.	CODE NO.	DESCRIPTION	VALIDITY	Q.TY 
1	779.1.008.1A	Screw		2
2	764.1.029.1A	Rubber pad		2
3	866.1.058.1A	Vibration damper pad		1
4	827.1.186.1A	Bracket		1
5	590.1.141.1A	Tube		1
6	827.1.157.1A	Plate		1
7	716.1.043.1A	Spacer		2
8	729906FN1	Nut		2
9	426.1.007.1B	CANISTER filter		1
10	741.4.058.1A	Hose guide		1
11	741.4.063.1A	Hose guide		2
12	590.1.170.1A	Filter/fuel tank outlet pipe		1
13	741.4.057.1A	Hose guide		1
14	590.1.191.1A	Tube		1
15	741.4.059.1A	Hose guide		1
16	590.1.111.1B	Tube		1
17	799.1.105.1A	Spring		1
18	741.4.013.1B	Hose guide		2
19	814.1.091.1B	Union		2
20	0250.70.223	Aluminium gasket		2
21	590.1.139.1A	Tube		1
22	799.1.118.1B	Spring		1
23	0361.98.850	Shunt valve		1
24	0691.91.030	Hose guide		2
25	590.1.136.1A	Breather pipe		1
26	741.4.043.1A	Hose guide		3

NOTES NO.	CODE NO.	DESCRIPTION	VALIDITY	Q.TY 
-----------	----------	-------------	----------	--



DRAWING 039 MARKING PLATES

NOTES NO.	CODE NO.	DESCRIPTION	VALIDITY	Q.TY
1	433.1.170.1A	Sticker		1
2	433.1.166.1A	Label		2
3	433.1.164.1A	Sticker		1
4	433.1.165.1A	Sticker		1

NOTES NO.	CODE NO.	DESCRIPTION	VALIDITY	Q.TY
-----------	----------	-------------	----------	------

CODE No.	Drwg.	POS. N.	CODE No.	Drwg.	POS. N.	CODE No.	Drwg.	POS. N.	CODE No.	Drwg.	POS. N.	CODE No.	Drwg.	POS. N.
0000.01199	029	40	0374.37.190	024	19	0665.49.680	005	8	0765.92.190	014	8	160.1.049.1B	025	21
0000.01199	031	38	0375.92.210	014	13	0670.16.145	003	7	0765.92.190	015	8	160.1.057.1A	012	13
0000.36230	023	15	0375.92.210	015	19	0670.16.150	003	3	0765.92.205	002	21	160.1.076.1A	013	17
0000.39727	029	32	0400.09.050	002	21	0670.16.155	003	19	0765.92.205	014	8	160.2.135.1A	036	3
0000.46664	027	3	0400.17.030	007	1	0670.16.163	003	11	0796.38.305	022	11	171.2.020.2B	008	10
0000.46664	028	6	0400.29.125	002	34	0670.16.164	003	15	0797.41.090	022	22	172.1.108.1A	003	10
0000.46665	027	5	0400.29.126	002	34	0670.16.165	003	15	0799.13.110	002	27	172.1.109.1A	003	8
0000.46665	028	9	0400.49.240	005	13	0670.16.170	003	26	0803.77.010	025	12	172.1.110.1A	003	5
0000.49654	027	2	0400.49.240	011	18	0670.16.171	003	26	0805.17.125	007	7	172.1.111.1A	003	9
0000.62729	023	21	051.2.001.1A	001	10	0670.16.184	003	11	117.1.028.1A	031	30	172.1.112.1A	003	18
0000.63161	030	20	0619.50.065	012	17	0670.16.184	003	15	117.2.007.1A	004	16	172.1.113.1A	003	24
0000.64471	025	10	0619.92.180	014	8	0670.16.185	003	15	117.2.049.1A	030	14	172.1.114.1A	003	22
0000.66527	018	5	0619.92.180	015	8	0670.49.310	009	26	120.2.148.1A	007	8	172.1.115.1A	003	21
0124.40.060	008	7	0647.70.010	014	12	0670.49.910	009	21	120.2.149.1A	007	4	172.1.116.1A	003	20
0170.91.730	031	5	0647.70.010	015	20	0670.92.190	014	8	121.1.129.1A	007	3	172.1.117.1A	003	23
0204.70.105	013	7	0659.37.040	026	19	0670.92.190	015	8	121.2.035.1A	007	11	173.1.012.3A	012	20
0250.70.223	016	12	0659.38.226	022	15	0670.92.190	032	20	122.2.149.1A	007	9	174.1.025.2A	009	12
0250.70.223	038	20	0660.13.060	002	19	0691.91.030	018	23	140.2.002.2B	016	11	174.2.025.6A	009	1
0251.47.050	003	1	0660.13.070	002	13	0691.91.030	023	2	146.2.139.1A	006	1	176.1.001.1A	012	6
0251.47.054	003	1	0660.13.143	002	9	0691.91.030	029	41	147.1.015.1A	008	4	176.1.009.1A	012	10
0272.91.090	002	8	0660.13.165	002	25	0691.91.030	038	24	148.1.146.1A	013	22	180.1.008.1A	002	24
0340.13.075	002	11	0660.47.040	006	13	0755.29.025	006	14	148.1.147.1A	013	16	182.2.018.1A	002	18
0340.13.080	002	12	0660.47.230	006	8	0755.29.025	008	20	149.1.033.1A	003	2	184.1.005.1A	029	15
0361.98.850	038	23	0660.47.290	006	6	0755.49.265	010	2	149.1.034.1A	003	25	187.1.002.1A	027	11
0367.49.275	010	11	0660.49.268	010	13	0759.49.280	009	15	150.2.061.1A	003	27	190.2.016.1A	004	7
0370.69.020	031	15	0660.50.020	012	8	0765.92.185	014	8	150.2.062.1A	003	28	194.2.020.1A	004	5
0370.84.005	020	1	0660.92.310	013	18	0765.92.185	015	8	158.2.018.1A	006	5	195.4.002.1A	028	3

CODE No.	Drwg.	POS. N.	CODE No.	Drwg.	POS. N.	CODE No.	Drwg.	POS. N.	CODE No.	Drwg.	POS. N.	CODE No.	Drwg.	POS. N.
195.4.003.1A	004	19	247.1.002.1BF	011	9	303.1.041.1BA	014	4	349.1.149.1A	024	14	425.4.010.1A	036	10
196.1.024.1A	004	10	247.1.083.1AE	011	4	303.1.041.1BA	015	3	349.1.152.1A	024	6	426.1.007.1B	038	9
196.1.025.1A	004	22	247.1.086.1A	037	7	303.1.041.1BB	014	4	349.1.157.1A	024	16	426.1.010.1A	034	2
198.1.033.1A	004	12	254.1.001.1A	011	7	303.1.041.1BB	015	3	349.2.019.1A	024	8	433.1.164.1A	039	3
208.1.012.4A	014	14	254.4.001.2A	005	4	303.1.041.1BC	014	4	349.2.025.1A	024	10	433.1.165.1A	039	4
208.1.012.4A	015	17	255.1.001.1B	008	13	303.1.041.1BC	015	3	349.2.026.1A	024	9	433.1.166.1A	039	2
209.1.041.1A	014	16	255.1.014.1A	013	3	304.1.005.2A	014	2	360.1.033.1BB	026	24	433.1.170.1A	039	1
209.1.041.1A	015	18	264.4.014.3B	011	1	304.1.005.2A	015	5	360.1.035.1A	026	16	433.1.252.1D	018	6
210.1.070.1A	014	22	270.4.001.1A	012	1	304.1.005.2AB	014	2	365.2.045.1A	033	6	433.1.279.1A	035	9
210.1.070.1A	015	6	276.1.025.1B	012	16	304.1.005.2AB	015	5	369.1.004.1A	032	8	433.1.290.1A	032	5
211.1.066.1A	014	21	280.4.015.1A	016	10	304.1.005.2AC	014	2	370.1.021.2CB	032	10	435.1.032.1AL	035	2
211.1.066.1A	015	7	282.4.076.1A	016	1	304.1.005.2AC	015	5	372.2.008.3A	033	1	435.1.097.1AA	035	2
220.3.208.3A	009	16	284.4.008.1A	016	2	304.1.006.2A	014	3	373.1.023.1BB	032	18	436.1.174.1A	030	21
225.2.182.1A	010	1	286.4.071.1A	018	1	304.1.006.2A	015	4	373.1.028.1B	032	19	436.1.175.1A	030	21
235.1.026.1A	013	11	287.4.024.1B	016	8	304.1.006.2AB	014	3	373.1.029.1C	032	17	442.2.089.1A	034	6
235.1.027.1A	013	5	301.2.244.1B	015	1	304.1.006.2AB	015	4	380.1.015.1A	018	16	444.4.003.4A	009	20
235.2.031.1A	013	20	301.2.245.1B	014	1	304.1.006.2AC	014	3	389.4.006.1A	018	11	447.1.037.1A	032	13
240.1.010.1AB	014	10	303.1.040.1A	014	5	304.1.006.2AC	015	4	389.4.007.1A	018	11	447.1.038.1A	032	4
240.1.010.1AB	015	12	303.1.040.1A	015	2	341.1.030.1CB	026	23	389.4.008.1A	018	11	449.A.043.3A	003	12
240.1.028.1A	015	24	303.1.040.1AA	014	5	342.2.015.1CB	026	3	389.4.010.1A	018	11	451.1.025.1A	008	16
242.2.045.2AB	011	19	303.1.040.1AA	015	2	344.2.010.2AB	024	13	389.4.013.1A	018	11	451.2.017.1A	008	17
243.1.029.1A	005	17	303.1.040.1AB	014	5	345.2.010.2AB	024	11	389.4.014.1A	018	15	455.2.003.1A	002	4
243.2.028.5AD	005	1	303.1.040.1AB	015	2	347.2.004.1A	024	12	389.4.016.1A	018	11	456.2.009.1A	031	27
245.1.047.1AB	008	2	303.1.040.1AC	014	5	348.2.012.1A	024	7	390.4.003.1A	023	22	457.2.007.1A	029	9
245.1.048.1AB	008	8	303.1.040.1AC	015	2	348.2.020.1A	024	5	395.4.013.1C	019	14	460.1.038.2B	031	31
246.1.060.2A	030	25	303.1.041.1B	014	4	348.2.021.1A	024	15	397.2.001.2A	019	4	460.1.039.2B	031	34
246.2.011.1B	034	3	303.1.041.1B	015	3	349.1.143.1A	024	2	406.1.065.1C	021	1	460.1.076.2A	026	11
CATALOGUE No: ISSUED:			915.1.245.1A 03 - 06			CATALOGUE No: ISSUED:			915.1.245.1A 03 - 06					

CODE No.	Drwg.	POS. N.	CODE No.	Drwg.	POS. N.	CODE No.	Drwg.	POS. N.	CODE No.	Drwg.	POS. N.	CODE No.	Drwg.	POS. N.
462.4.037.6A	019	1	514.1.037.1A	001c	6	541.4.007.1A	018	4	576.1.038.1A	020	19	611.4.025.1A	029	20
463.2.022.2A	016	14	514.1.038.1A	001c	14	552.1.037.1A	001c	4	576.1.039.1A	020	13	612.4.005.1A	027	12
463.4.001.1A	010	22	514.1.043.1A	019	3	552.1.038.1A	001c	5	585.1.031.1A	034	13	612.4.008.1A	028	22
464.1.047.1A	031	7	516.4.003.1B	018	14	552.1.039.1A	001c	19	585.4.001.1A	029	23	612.4.008.1A	029	31
464.1.048.1A	031	29	518.4.004.2B	030	6	552.1.040.1A	001c	11	586.1.044.1CA	035	1	612.4.013.1B	029	30
465.1.062.1A	031	40	520.4.006.1C	022	1	552.1.045.2A	009	14	586.1.044.1CT	035	1	612.4.029.1A	028	23
465.1.063.1A	031	41	521.4.005.1A	022	3	552.1.111.1A	020	31	586.1.045.1BF	035	1	612.4.030.1A	028	8
470.1.185.1A	021	5	523.4.014.1A	026	8	552.4.013.1A	015	32	590.1.111.1B	038	16	612.4.031.1A	028	20
470.1.186.1AA	030	1	523.4.015.1A	026	9	552.4.020.1A	011	12	590.1.136.1A	038	25	613.4.072.1A	028	19
470.1.186.1AB	030	1	525.1.004.3A	023	5	552.4.031.2B	021	4	590.1.139.1A	038	21	613.4.073.1A	029	33
482.1.134.1A	030	12	525.4.007.3A	023	3	552.4.037.1A	029	35	590.1.141.1A	038	5	618.4.063.1A	028	14
482.1.136.1A	030	7	526.4.003.1A	023	4	552.4.048.1A	036	12	590.1.170.1A	038	12	619.4.030.1A	029	3
486.1.051.1A	005	6	529.1.001.1A	024	17	556.1.018.1D	017	9	590.1.189.1A	001c	1	624.4.035.1A	028	1
486.1.056.2A	035	17	529.1.006.1A	023	13	556.1.024.1A	017	3	590.1.190.1A	001c	2	625.4.015.1A	029	17
492.4.003.2A	025	15	529.1.009.1A	023	19	556.2.027.1B	017	1	590.1.191.1A	038	14	626.1.002.1A	028	2
492.4.082.1A	025	5	530.4.007.3A	022	9	561.1.018.1A	023	1	590.1.195.1A	036	8	626.1.003.1D	027	4
494.1.101.1A	025	23	530.4.008.3A	022	16	561.1.019.1A	023	20	590.1.285.1A	019	16	626.4.003.1A	028	10
497.2.001.2A	025	2	530.4.009.3A	023	14	564.1.029.1BF	030	16	593.1.003.1B	010	33	626.4.013.1A	029	26
501.2.080.1AB	025	1	530.4.010.3A	023	10	564.1.029.2BA	030	16	593.1.018.1A	009	29	626.4.023.1A	028	11
502.2.110.1AB	025	13	532.4.010.1A	022	23	564.1.029.2BT	030	16	595.2.020.1D	037	1	626.4.029.1A	027	7
510.1.075.1A	022	5	539.1.021.1B	002	6	565.1.017.2A	037	20	598.2.019.1B	037	19	630.4.025.1A	027	1
510.1.076.1B	023	11	539.1.023.2A	017	5	565.1.026.2A	023	23	598.2.030.1A	030	11	631.4.008.1A	029	25
510.1.467.1A	018	3	539.4.003.1B	029	13	565.1.030.1A	032	16	598.4.016.1A	030	24	631.4.026.1A	028	21
514.1.032.1A	001c	9	539.4.030.1A	005	21	570.1.252.1A	020	5	598.4.018.1A	030	10	632.1.031.1A	027	6
514.1.033.1A	001c	13	539.4.034.1A	027	13	571.1.065.2A	020	6	60N102482	018	12	650.4.008.2B	026	25
514.1.035.1A	001c	10	539.4.042.1A	028	5	573.1.050.1G	020	12	610.4.075.1A	028	7	651.4.011.1A	026	14
514.1.036.1A	001c	10	540.4.010.1A	018	8	574.1.050.1G	020	16	610.4.076.1A	028	18	652.4.006.1A	030	23
CATALOGUE No: ISSUED:	915.1.245.1A 03 - 06					CATALOGUE No: ISSUED:	915.1.245.1A 03 - 06							

CODE No.	Drwg.	POS. N.	CODE No.	Drwg.	POS. N.	CODE No.	Drwg.	POS. N.	CODE No.	Drwg.	POS. N.	CODE No.	Drwg.	POS. N.
654.2.003.1A	026	20	702.4.004.1A	026	6	713.1.007.1A	013	9	71502.2594	024	1	741.4.038.1A	018	24
656.1.036.2A	026	26	702.4.015.1A	010	25	713.1.011.1A	003	15	716.1.022.1B	022	13	741.4.040.1A	016	9
657.1.015.1A	026	18	702.4.016.1A	010	29	713.1.014.1A	003	11	716.1.022.1B	034	16	741.4.041.1A	016	6
658.4.002.1B	026	29	702.4.040.1A	010	9	713.1.014.1A	003	15	716.1.043.1A	038	7	741.4.042.1A	016	3
669.1.003.1A	014	18	702.4.069.1A	008	19	713.1.014.1B	003	11	716.1.055.1B	020	10	741.4.043.1A	029	4
669.1.003.1A	015	15	702.5.008.1A	010	20	713.1.014.1E	003	11	716.1.056.1A	031	21	741.4.043.1A	038	26
670.4.035.1A	018	13	702.5.008.1A	011	3	713.1.014.1E	003	15	72094.1616	010	10	741.4.057.1A	038	13
671.1.028.1A	018	21	702.5.015.1A	004	14	713.1.014.1F	003	11	72121.2106	006	4	741.4.058.1A	038	10
672.1.034.1A	015	34	702.5.038.1A	004	6	713.1.082.1A	020	22	723.1.003.1A	022	4	741.4.059.1A	038	15
676.2.057.1A	025	24	702.5.050.1A	025	17	713.1.097.1C	025	25	729906FN1	038	8	741.4.062.1A	029	34
676.4.032.2A	025	16	703.1.013.1A	026	12	713.1.119.1A	004	15	732.1.007.1A	037	2	741.4.063.1A	038	11
677.4.003.1A	001a	4	703.1.019.1A	015	30	713.1.137.1A	015	27	732.2.010.2A	037	17	741.4.067.1A	016	17
684.1.026.1B	034	4	703.5.006.2A	008	11	713.1.140.1A	010	14	734305N01	018	25	741.4.092.1A	036	9
685.1.006.1A	035	6	703.5.006.2A	013	1	713.1.192.1A	029	37	73500.1440	012	11	741.4.093.1A	036	7
697.2.006.2B	037	14	710.1.001.1A	009	13	713.1.241.1A	005	18	73500.1542	002	15	741.5.034.1A	019	15
698.1.033.1A	001c	15	710.1.025.1A	033	4	713.1.241.1A	014	25	73500.1747	015	26	74172.1008	006	10
700.1.005.1A	025	18	710.1.041.1C	025	22	713.1.266.1A	003	11	73503.3380	010	18	74172.1008	008	3
700.1.027.1A	007	12	710.1.046.1B	033	12	713.1.332.1A	023	8	73503.3380	011	2	74172.1008	013	15
700.1.027.1A	014	29	710.1.085.1A	033	9	713.1.332.1A	030	3	73503.3380	013	4	74223.1045	034	12
700.1.027.1A	015	33	710.1.088.1A	033	14	713.1.352.1A	014	30	73503.3683	013	13	74224.0570	006	7
700.1.031.1A	019	10	711.1.090.1A	020	20	713.1.352.1A	015	35	737.4.007.2A	008	14	747.5.001.1AB	031	24
700.1.038.1B	021	7	711.1.090.1B	020	29	713.1.365.1A	010	45	741.1.012.1A	018	22	747.5.005.1B	029	10
700.1.049.1A	031	1	711.1.095.1A	010	32	713.1.365.1A	012	22	741.1.028.1A	020	8	747.5.005.1B	031	14
701.4.003.1A	012	19	711.1.128.1A	010	39	714.1.028.1A	025	3	741.4.002.1A	034	15	747.5.007.1A	026	1
701.4.005.1A	003	4	712.1.013.2A	035	8	714.1.046.1A	025	14	741.4.013.1B	016	5	748.1.014.1C	025	26
701.4.006.1A	033	3	712.1.034.1A	029	14	714.1.073.1A	025	9	741.4.013.1B	038	18	748.1.023.1B	032	1
701.4.007.1A	012	21	712.1.034.1A	031	22	715.1.004.1A	033	8	741.4.024.1A	034	18	748.1.039.1A	016	15
CATALOGUE No: ISSUED:			915.1.245.1A 03 - 06			CATALOGUE No: ISSUED:			915.1.245.1A 03 - 06					

CODE No.	Drwg.	POS. N.	CODE No.	Drwg.	POS. N.	CODE No.	Drwg.	POS. N.	CODE No.	Drwg.	POS. N.	CODE No.	Drwg.	POS. N.
748.1.040.1A	002	23	758.1.014.1A	022	14	766.4.018.1A	013	23	771.5.067.8B	011	13	771.5.431.8B	028	17
748.1.050.1A	010	8	759.1.006.1A	019	6	76835.1134	002	10	771.5.067.8B	014	11	771.5.665.8B	029	36
748.4.002.1A	030	17	760.1.003.1B	034	11	770.5.063.8B	031	33	771.5.067.8B	015	13	771.5.667.8B	022	6
748.4.024.1AB	017	10	760.4.006.1B	035	5	770.5.063.8B	037	9	771.5.067.8B	018	9	771.5.667.8B	031	39
748.4.024.1AB	025	20	76266.2668	010	4	770.5.121.9E	020	17	771.5.069.8B	005	5	771.5.725.8B	026	22
748.4.033.1A	020	4	764.1.001.1A	020	9	770.5.250.8B	010	15	771.5.069.8B	008	5	771.5.727.8B	024	3
748.4.038.1A	021	6	764.1.009.1A	014	20	771.1.015.1A	033	10	771.5.069.8B	009	10	771.5.727.8B	026	7
748.4.100.1AB	023	16	764.1.009.1A	015	21	771.1.016.1A	033	11	771.5.069.8B	011	6	771.5.937.8B	033	7
749.4.002.1A	030	28	764.1.013.1A	014	6	771.1.037.1A	010	42	771.5.069.8B	022	10	771.5.938.8B	033	5
749.4.031.1A	020	15	764.1.013.1A	015	22	771.1.047.1A	011	17	771.5.069.8B	034	5	772.1.010.3A	008	9
749.4.031.1A	023	9	764.1.015.1B	030	4	771.1.048.1A	017	2	771.5.071.8B	010	44	772.1.047.1B	026	10
749.4.031.1A	030	8	764.1.024.1A	020	3	771.5.004.8B	032	11	771.5.071.8B	012	5	772.1.050.1A	021	3
749.4.031.1A	037	16	764.1.029.1A	019	7	771.5.038.8B	037	13	771.5.071.8B	014	26	772.1.055.1A	003	14
749.5.001.1B	023	17	764.1.029.1A	030	2	771.5.040.8B	011	21	771.5.072.1B	018	2	772.1.055.1A	029	39
749.5.002.1A	018	19	764.1.029.1A	037	3	771.5.040.8B	013	6	771.5.072.8B	005	7	772.1.063.1A	026	28
749.5.006.1A	031	17	764.1.029.1A	038	2	771.5.040.8B	035	13	771.5.072.8B	010	31	772.1.063.1A	029	18
750.1.007.1A	004	8	764.1.084.1A	023	7	771.5.045.7E	035	14	771.5.073.2B	018	10	772.1.063.1A	030	15
750.1.012.2A	006	16	764.1.090.1A	022	12	771.5.064.8B	008	21	771.5.073.8B	011	16	772.1.063.1A	034	17
750.1.060.1B	030	9	764.1.090.1A	034	10	771.5.064.8B	011	5	771.5.078.8B	012	12	772.5.008.1A	018	7
750.1.121.1A	012	3	76400.0004	010	3	771.5.065.8B	004	1	771.5.080.8B	010	27	772.5.033.1A	020	23
750.5.001.1B	022	17	76401.0002	031	16	771.5.065.8B	004	20	771.5.081.8B	005	3	772.5.038.1A	020	24
750.5.005.1A	019	2	76401.0003	031	23	771.5.065.8B	013	10	771.5.083.8B	005	2	773.1.001.1A	005	19
75120.1747	013	8	76402.0002	003	17	771.5.065.8B	023	24	771.5.123.8B	002	30	774.5.006.1A	036	11
75120.2567	010	12	765.1.001.1A	029	8	771.5.066.8B	011	24	771.5.125.8C	029	27	775.1.002.1A	030	19
75162.2566	025	4	765.1.001.1A	031	28	771.5.066.8B	013	21	771.5.129.8B	009	8	775.1.020.1A	036	13
75173.1542	013	19	766.1.058.1A	010	6	771.5.067.8B	002	28	771.5.136.8B	010	24	777.5.019.7E	035	4
75794.1542	010	17	766.4.017.2A	013	12	771.5.067.8B	008	1	771.5.156.8B	032	9	777.5.036.8B	037	18
CATALOGUE No: ISSUED:	915.1.245.1A 03 - 06						CATALOGUE No: ISSUED:	915.1.245.1A 03 - 06						

CODE No.	Drwg.	POS. N.	CODE No.	Drwg.	POS. N.	CODE No.	Drwg.	POS. N.	CODE No.	Drwg.	POS. N.	CODE No.	Drwg.	POS. N.
777.5.049.8B	011	10	779.1.247.1B	020	25	780.5.001.1A	005	14	799.1.252.1A	031	12	821.1.115.1A	015	10
779.1.007.2A	006	9	779.1.311.1A	025	6	786.1.095.1A	007	6	8000.60700	031	6	824.1.111.1AB	031	8
779.1.008.1A	038	1	779.1.366.1AB	027	9	787.1.008.1A	015	29	8000.62586	029	19	824.1.112.1AB	031	18
779.1.029.2A	010	26	779.1.366.1AB	028	13	787.1.011.1A	010	19	8000.66774	026	27	825.1.030.1A	029	24
779.1.037.1B	032	14	779.1.366.1AB	029	1	788.1.032.2A	014	9	8000.70139	001a	2	826.1.009.1A	002	33
779.1.039.1A	002	3	779.1.397.1A	027	10	788.1.032.2A	015	11	8000.78345	026	15	826.1.011.1A	003	13
779.1.054.1B	029	7	779.1.399.1A	025	7	788.1.054.2A	012	4	801.1.027.1A	016	4	827.1.096.1B	037	15
779.1.088.1A	019	8	779.1.415.1A	028	15	788.1.076.1A	011	22	80A0.53548	029	5	827.1.097.1B	037	5
779.1.099.1B	026	2	779.1.445.1A	019	13	788.1.076.1AA	011	22	80A0.53548	031	26	827.1.139.2B	017	8
779.1.104.1A	037	8	779.4.005.2A	017	4	788.1.076.1AB	011	22	80A0.62649	020	2	827.1.157.1A	038	6
779.1.109.1A	006	2	779.4.075.1A	011	14	791.1.039.1A	035	19	80C0.05893	035	7	827.1.161.1B	031	10
779.1.119.1B	032	3	779.5.001.1A	031	36	791.2.034.1A	007	5	814.1.091.1B	038	19	827.1.186.1A	038	4
779.1.119.1B	032	21	779.5.003.1B	020	11	797.1.017.1A	004	21	814.1.114.1A	001c	8	827.1.191.4A	023	6
779.1.133.1A	014	24	779.5.004.1A	035	12	797.1.022.1A	004	4	814.1.179.1A	036	2	827.1.211.1A	030	26
779.1.133.1A	015	25	779.5.011.1B	031	25	799.1.025.1A	002	20	814.1.180.1A	016	13	827.1.378.1B	018	17
779.1.162.2A	009	27	779.5.018.1B	020	28	799.1.044.1A	029	6	814.4.010.1A	036	1	827.1.401.1A	016	7
779.1.182.2A	010	36	779.5.024.1A	029	21	799.1.049.1A	002	1	818.1.015.1A	004	3	829.1.099.1DB	022	7
779.1.182.2A	010	40	779.5.024.1A	035	10	799.1.051.2A	006	15	819.1.017.1B	025	8	829.1.134.1A	010	38
779.1.198.2A	009	23	779.5.026.1A	018	18	799.1.055.1A	009	7	819.1.030.1A	032	2	829.1.136.1A	023	12
779.1.203.2A	002	7	779.5.056.1A	022	18	799.1.058.1A	026	13	821.1.001.1A	002	26	829.1.141.1C	028	16
779.1.204.1B	031	13	779.5.056.1A	026	17	799.1.061.1A	014	7	821.1.028.1D	035	11	829.1.235.1A	015	31
779.1.206.1AB	031	3	780.1.007.1A	020	7	799.1.061.1A	015	9	821.1.039.1B	025	19	829.1.236.1B	037	6
779.1.212.1B	031	19	780.1.016.1A	006	3	799.1.088.1A	017	7	821.1.054.1A	019	5	829.1.275.1A	020	26
779.1.213.1A	030	13	780.1.018.1A	009	6	799.1.089.1A	017	6	821.1.070.1A	002	17	829.1.283.1B	019	11
779.1.214.1C	021	2	780.1.037.1A	010	35	799.1.105.1A	038	17	821.1.075.1A	034	9	829.1.285.3A	019	12
779.1.221.1B	030	27	780.2.047.1A	009	17	799.1.118.1B	038	22	821.1.090.1B	031	4	829.1.358.1A	014	27
779.1.232.2A	016	16	780.4.006.1A	034	19	799.1.211.1A	010	41	821.1.115.1A	014	15	829.1.949.1A	028	4
CATALOGUE No: ISSUED:	915.1.245.1A 03 - 06						CATALOGUE No: ISSUED:	915.1.245.1A 03 - 06						

CODE No.	Drwg.	POS. N.	CODE No.	Drwg.	POS. N.	CODE No.	Drwg.	POS. N.	CODE No.	Drwg.	POS. N.	CODE No.	Drwg.	POS. N.	
830.1.144.1A	011	20	840.1.023.1A	14/15	19	840.1.056.1B	14/15	17	852.1.065.1A	031	2	852.1.117.1A	031	35	
830.1.194.1AB	022	8	840.1.024.1A	14/15	19	840.1.057.1B	14/15	17	852.1.065.1B	031	11	852.1.118.1A	020	30	
830.1.195.1AB	022	20	840.1.025.1A	14/15	19	840.1.058.1B	14/15	17	852.1.079.1B	032	15	852.1.120.1A	009	5	
830.1.207.1B	035	18	840.1.026.1A	14/15	19	840.1.059.1B	14/15	17	852.1.093.1A	002	14	852.1.124.2A	013	14	
830.1.228.1A	019	9	840.1.027.1A	14/15	19	840.2.001.1A	014	19	852.1.094.1A	002	19	852.1.172.1A	002	29	
840.1.001.1A	14/15	19	840.1.028.1A	14/15	19	840.2.001.1A	015	16	852.1.103.1A	026	4	852.1.173.1A	008	12	
840.1.002.1A	14/15	19	840.1.029.1A	14/15	19	840.2.002.1A	014	17	852.1.104.1A	006	11	852.1.173.1A	013	2	
840.1.003.1A	14/15	19	840.1.030.1A	14/15	19	840.2.002.1B	015	14	852.1.104.1B	006	11	852.1.174.1A	002	31	
840.1.004.1A	14/15	19	840.1.031.1A	14/15	19	841.1.017.1A	022	19	852.1.104.1C	006	11	852.1.176.1A	005	16	
840.1.005.1A	14/15	19	840.1.032.1A	14/15	19	847.4.002.1A	031	9	852.1.104.1D	006	11	852.1.176.1A	014	28	
840.1.006.1A	14/15	19	840.1.033.1A	14/15	19	847.4.006.1A	010	30	852.1.104.1E	006	11	852.1.176.1A	020	27	
840.1.007.1A	14/15	19	840.1.034.1A	14/15	19	848.4.011.1A	033	13	852.1.104.1F	006	11	852.1.176.1A	035	16	
840.1.008.1A	14/15	19	840.1.041.1B	14/15	17	850.1.015.1A	029	11	852.1.104.1G	006	11	852.1.177.1A	004	2	
840.1.009.1A	14/15	19	840.1.042.1B	14/15	17	850.1.031.1A	024	4	852.1.104.1H	006	11	852.1.195.1A	005	20	
840.1.010.1A	14/15	19	840.1.043.1B	14/15	17	850.4.016.1A	037	4	852.1.104.1I	006	11	852.1.195.1A	009	28	
840.1.012.1A	14/15	19	840.1.044.1B	14/15	17	850.4.067.1A	030	29	852.1.104.1J	006	11	852.1.196.1B	020	14	
840.1.014.1A	14/15	19	840.1.045.1B	14/15	17	850.4.082.1A	018	20	852.1.104.1K	006	11	852.1.203.1A	029	29	
840.1.015.1A	14/15	19	840.1.046.1B	14/15	17	850.4.082.1A	030	22	852.1.104.1L	006	11	852.1.214.1A	014	8	
840.1.015.1A	14/15	19	840.1.047.1B	14/15	17	851.1.013.1A	008	6	852.1.104.1M	006	11	852.1.214.1A	015	8	
840.1.016.1A	14/15	19	840.1.048.1B	14/15	17	851.1.019.1A	006	12	852.1.104.1N	006	11	852.4.016.1A	029	12	
840.1.017.1A	14/15	19	840.1.049.1B	14/15	17	851.1.020.1A	004	9	852.1.105.1AB	003	26	852.4.016.1A	031	20	
840.1.018.1A	14/15	19	840.1.050.1B	14/15	17	852.1.001.1B	032	12	852.1.105.1AD	003	26	852.5.001.1C	023	18	
840.1.019.1A	14/15	19	840.1.051.1B	14/15	17	852.1.002.1B	032	12	852.1.105.1AG	003	26	852.5.004.1C	020	18	
840.1.019.1A	14/15	19	840.1.052.1B	14/15	17	852.1.003.1B	032	12	852.1.108.1AH	003	1	852.5.005.1A	009	18	
840.1.020.1A	14/15	19	840.1.053.1B	14/15	17	852.1.005.1A	002	14	852.1.108.1AL	003	1	852.5.023.1A	010	21	
840.1.021.1A	14/15	19	840.1.054.1B	14/15	17	852.1.008.1A	005	10	852.1.108.1AN	003	1	852.5.023.1A	014	23	
840.1.022.1A	14/15	19	840.1.055.1B	14/15	17	852.1.053.2A	002	2	852.1.116.1A	031	37	852.5.023.1A	015	23	
CATALOGUE No: ISSUED:	915.1.245.1A 03 - 06						CATALOGUE No: ISSUED:	915.1.245.1A 03 - 06							

CODE No.	Drwg.	POS. N.	CODE No.	Drwg.	POS. N.	CODE No.	Drwg.	POS. N.	CODE No.	Drwg.	POS. N.	CODE No.	Drwg.	POS. N.
852.5.024.1A	002	5	856.1.071.1A	012	9	884.4.042.1A	009	24	88713.1058	001a	9	88765.1126C	001c	24
852.5.024.1A	005	23	860.1.004.1A	010	23	884.5.008.1A	025	11	88713.1062	001a	1	88765.1126T	001c	16
852.5.024.1A	009	2	861.5.003.1A	026	30	884.5.034.1A	002	22	88713.1072	001a	6	88765.1297	001	23
852.5.024.1A	020	21	863.1.002.1A	012	14	884.5.034.1A	008	18	88713.1078	001	12	88765.1322	001	18
852.5.024.1A	027	8	866.1.040.1A	035	3	884.5.035.1A	005	11	88713.1079	001	14	88765.1371	001b	3
852.5.024.1A	028	12	866.1.058.1A	038	3	884.5.036.1A	009	25	88713.1091	001	21	88765.1374	001b	4
852.5.024.1A	029	2	872.1.019.1A	032	6	884.5.036.1A	012	7	88713.1096	001a	8	893.2.013.1A	005	15
852.5.026.1A	010	37	872.1.026.1A	030	18	886.1.013.1A	036	4	88713.1215	001	9	893.4.005.1A	029	22
852.5.027.1A	029	38	872.1.028.1A	026	21	886.4.028.1A	015	28	88713.1344	001a	3	894.2.009.1A	009	19
852.5.028.1A	010	43	873.1.039.1A	009	3	886.4.033.1A	011	23	88713.1515	001a	5	895.4.001.2A	035	15
852.5.028.1A	011	25	875.1.063.1A	033	15	886.4.035.1A	011	8	88713.1749	001	24	913.7.124.1A	037	11
852.5.028.1A	022	2	875.1.065.1A	001c	3	886.4.037.1A	009	4	88713.1994	001	25	926.1.001.1A	024	18
852.5.029.1A	031	32	876.1.066.1A	034	14	886.4.042.1A	036	5	88713.2009	001	30	930.1.004.1A	026	5
852.5.029.1A	034	8	876.1.082.1A	034	1	886.4.043.1A	004	17	88713.2011	001	17	930.4.034.1A	005	9
852.5.029.1A	037	12	877.1.039.1A	029	16	886.4.049.1A	036	6	88713.2036	001	19	93781.1824	033	2
853.1.002.1A	009	9	877.2.002.1A	034	7	886.4.121.1A	007	2	88713.2092	001	28	93783.1524	011	11
853.1.003.1A	011	27	881.1.010.1C	012	18	88700.5644	001	31	88713.2103	001	3	93785.1830	010	16
853.1.003.1A	012	2	881.1.012.1A	002	32	88700.5749	001	20	88713.2107	001	1	93823.2018	004	18
853.1.004.1A	009	11	881.1.026.1A	004	13	88713.0123	001	5	88713.2556	001	26	93823.3156	010	34
853.5.006.1A	029	28	881.1.035.1A	022	21	88713.0137	001	11	88713.2591	001	27	93827.0114	005	12
853.5.008.1A	037	10	881.1.051.1A	005	22	88713.0143	001	32	88713.2676	001	2	93827.0114	009	22
856.1.001.1A	003	6	881.1.051.1A	011	26	88713.0262	001	29	88765.0999	001	16	93827.0114	010	28
856.1.002.2A	008	15	882.1.003.1A	008	22	88713.0844	001	33	88765.1000	001	15	94247.0014	010	5
856.1.014.1A	004	11	882.1.006.1A	002	16	88713.0874	001	6	88765.1005	001	15	94247.0014	011	15
856.1.031.1A	003	16	882.1.012.1A	012	15	88713.0875	001	8	88765.1006	001	15	97900.0002	001b	2
856.1.042.1A	030	5	884.4.007.1A	032	7	88713.0879	001	7	88765.1058	001	13	97900.0003	001c	23
856.1.064.2A	010	7	884.4.017.1A	007	10	88713.1010	001a	7	88765.1086	001	22	97900.0211	001b	7
CATALOGUE No: ISSUED:			915.1.245.1A 03 - 06			CATALOGUE No: ISSUED:			915.1.245.1A 03 - 06					

INDEX

CODE No.	Drwg.	POS. N.	CODE No.	Drwg.	POS. N.	CODE No.	Drwg.	POS. N.	CODE No.	Drwg.	POS. N.	CODE No.	Drwg.	POS. N.
97900.0215	001b	1												
97900.0216	001b	5												
97900.0217	001b	15												
97900.0218	001c	18												
97900.0219	001b	10												
97900.0220	001c	21												
97900.0221	001c	22												
97900.0222	001b	9												
97900.0223	001b	11												
97900.0224	001b	6												
97900.0225	001b	8												
97900.0226	001b	12												
97900.0227	001c	7												
97900.0228	001c	12												
97900.0229	001b	13												
97900.0230	001c	20												
97900.0231	001c	17												
97900.0232	001b	16												
97900.0234	001b	14												
98112.0002	001	4												