





Spare parts catalogue S4Rs U.S.A.

DUCATI MONSTER



DUCATI MOTORHOLDING 	MONSTER S4Rs	M.Y. '06	U.S.A.
<i>Spare Parts Department</i>	<i>P.N. 915.1.241.1A</i>	<i>Marzo - March '06</i>	<i>Edizione - Edition 00</i>
DUCATI MOTORHOLDING 	MONSTER S4Rs	M.Y. '06	U.S.A.
<i>Spare Parts Department</i>	<i>P.N. 915.1.241.1A</i>	<i>Marzo - March '06</i>	<i>Edizione - Edition 00</i>
DUCATI MOTORHOLDING 	MONSTER S4Rs	M.Y. '06	U.S.A.
<i>Spare Parts Department</i>	<i>P.N. 915.1.241.1A</i>	<i>Marzo - March '06</i>	<i>Edizione - Edition 00</i>
DUCATI MOTORHOLDING 	MONSTER S4Rs	M.Y. '06	U.S.A.
<i>Spare Parts Department</i>	<i>P.N. 915.1.241.1A</i>	<i>Marzo - March '06</i>	<i>Edizione - Edition 00</i>

GENERAL INFORMATION

The present spare parts order exactly the right spare parts

When ordering specify:

1) the part's code number followed by its description; quantity needed;

2) the motorcycle's serial number, stamped on the steering head.

Spare parts drawings are general and DO NOT represent the part.

The contents of this catalogue are general and can undergo changes without prior noti

VALIDITY

d.m. From V.I.N.
d.m.m. From engine number
f.m. Until V.I.N.
f.m.m. Up to engine number

Ducati Motor Holding S.p.A.

*Uffici Commerciali Amministrativi:
Via A. Cavalieri Ducati n. 3
40132 Bologna, Italy
Telefono 051 6413111
Fax 051 406580
Internet www.ducati.com*

CATALOGUE No: **915.1.241.1A**
ISSUED: **03 - 06**

CATALOGUE No: **915.1.241.1A**
ISSUED: **03 - 06**

PAINTS

Colore	Codice	Codice	Codice
Paint	Code	Code	Code
Vernis	Code	Code	Code
Slacken	Code	Code	Code
Lacas	Codice	Codice	Codice



"Bianco Perla" *0040

"Trasparente" 228.880

"Nero Lucido DUCATI" 248.514

"Red Anniversary DUCATI" F_473.101


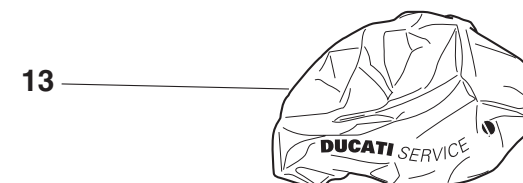
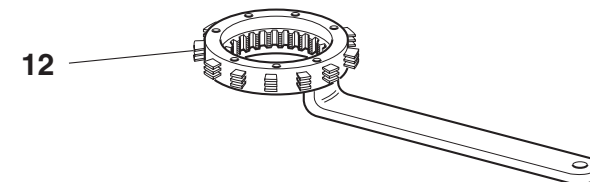
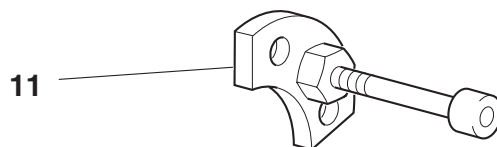
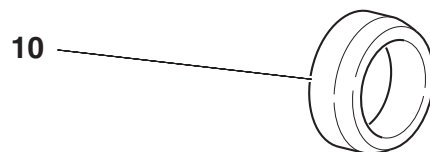
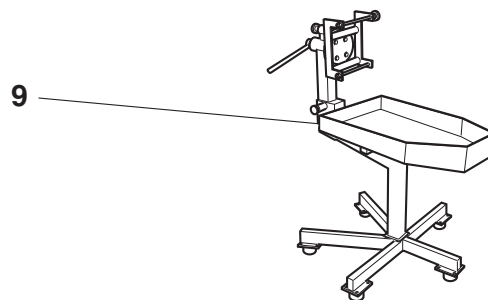
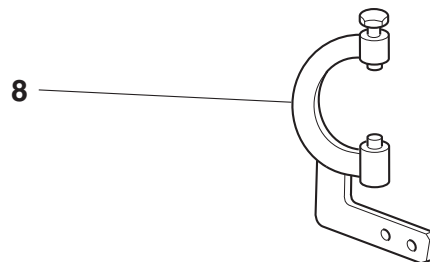
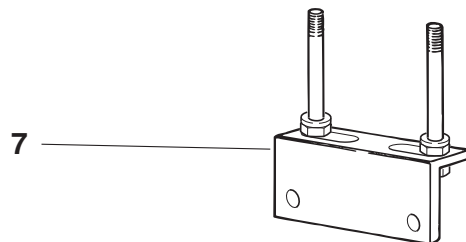
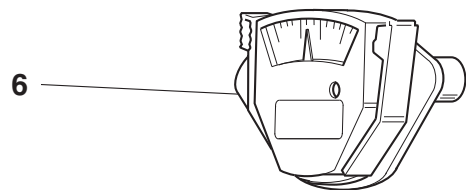

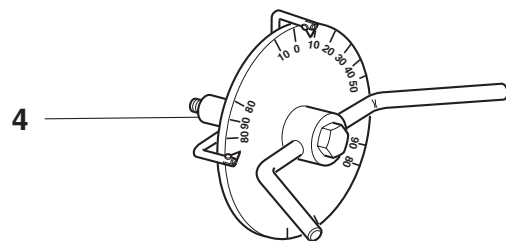
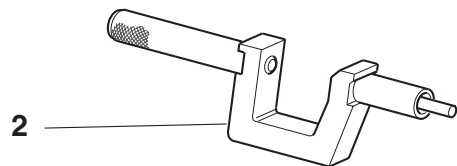
CONTENTS

4	001	WORKSHOP SPECIAL TOOLS
6	001a	WORKSHOP SPECIAL TOOLS
8	001b	WORKSHOP SPECIAL TOOLS
10	001c	DIAGNOSIS TESTER DDS
12	001d	WORKSHOP SPECIAL TOOLS
14	002	GEARCHANGE
16	003	GEAR-BOX
18	004	CLUTCH
20	005	CLUTCH COVER
22	005a	CLUTCH COVER
24	006	CRANKSHAFT
26	007	CYLINDERS - PISTONS
28	008	TIMING
30	009	FILTERS AND OIL PUMP
32	010	HALF CRANKCASES
34	010a	HALF CRANKCASES
36	011	WATER PUMP - ALTERNATOR COVER
38	012	ELECTRIC STARTER AND IGNITION
40	013	HEAD: TIMING
42	014	COLLECTORS AND HEAD COVERS
44	014a	HEAD COVERS
46	015	HEAD
48	016	OIL COOLER
50	017	THROTTLE BODY
52	018	AIR INDUCTIO AND OIL VENT
54	019	FUEL SYSTEM
56	020	FUEL TANK
58	021	WATER RADIATOR
60	022	COOLING CIRCUIT
62	023	EXHAUST SYSTEM
64	024	FRAME
66	025	STANDS
68	026	GEARCHANGE LEVER - FOOT REST
70	026a	REAR FOOT RESTS
72	027	FRONT FORK
74	028	HANDLEBAR AND CONTROLS
76	029	FRONT BRAKE
78	030	REAR BRAKE
80	031	CLUTCH CONTROL
82	032	REAR SUSPENSION
84	033	SWINGARM AND CHAIN
86	034	FRONT AND REAR WHEELS
88	035	REAR WHEEL PIN
90	036	INSTRUMENT PANEL
92	037	FRONT HEAD-LIGHT
94	038	PLATE HOLDER - REAR LIGHT
96	039	ELECTRIC SYSTEM
98	039a	BATTERY BOX MOUNT
100	040	SEAT
102	041	HEADLIGHT FAIRING
104	042	CANISTER FILTER
106	043	MARKING PLATES

DRAWING

001



WORKSHOP SPECIAL TOOLS



DRAWING

001

WORKSHOP SPECIAL TOOLS

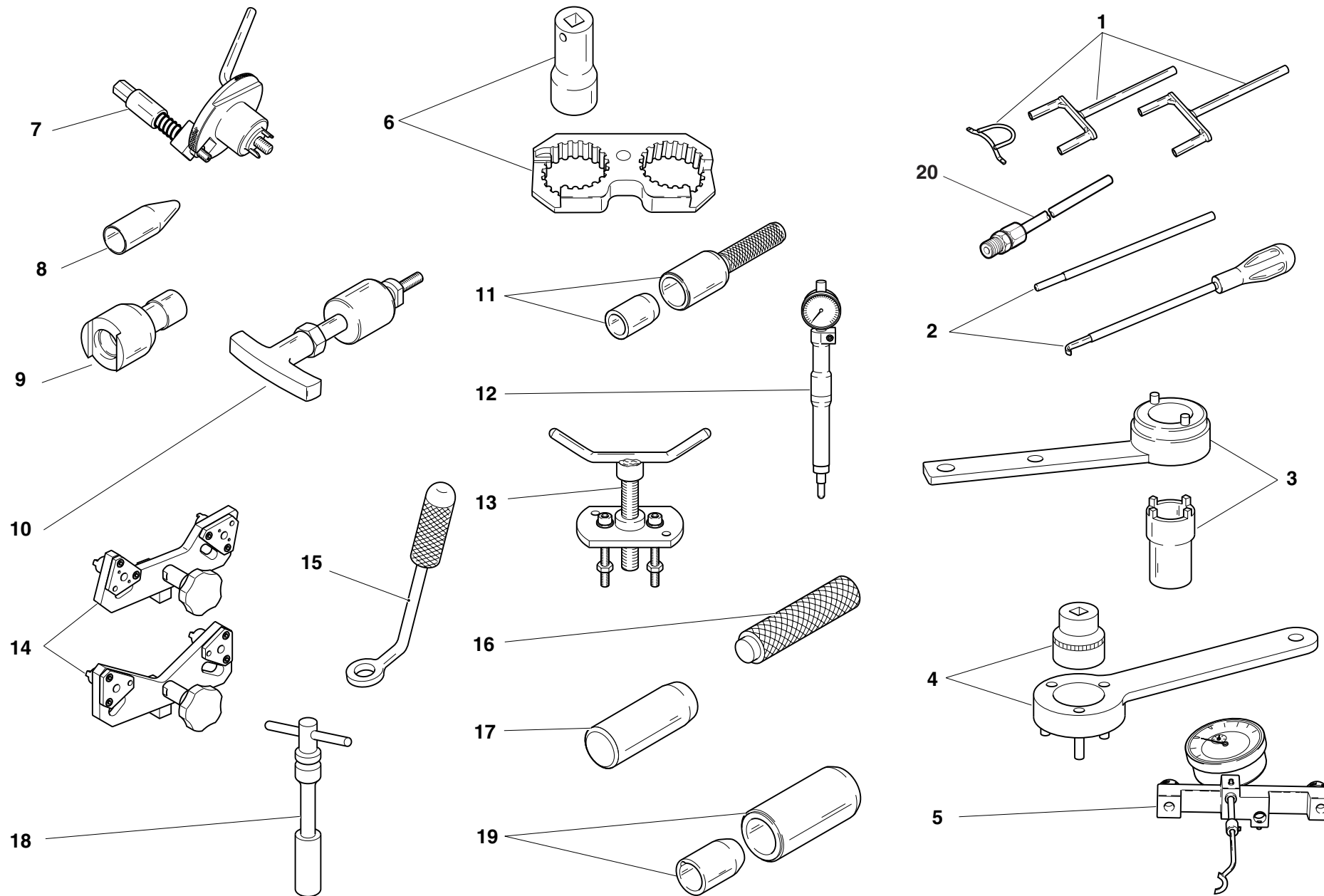
NOTES	N.	CODE NO.	DESCRIPTION	VALIDITY	Q.TY		NOTES	N.	CODE NO.	DESCRIPTION	VALIDITY	Q.TY	
	1	88713.2096	Head nuts holder wrench		1								
	2	88713.1429	Tool to drive valve seal ring ø7		1								
	3	88765.1298	Spacer for checking lower valve shim		1								
	4	88713.0123	Degree wheel holder tool for ignition advance check		1								
	4	98112.0002	Degree wheel		1								
	5	88765.1000	Fork feeler gauge 0.1 mm		1								
	5	88765.1005	Fork feeler gauge 0.2 mm		1								
	5	88765.1006	Fork feeler gauge 0.3 mm		1								
	6	88765.0999	Timing belt control gauge		1								
	7	88713.2103	Head mounting base		1								
	8	88713.2036	Flywheel Wrench		1								
	9	88713.1832	Bench for engine repair		1								
	10	88700.5665	Sleeve for installing clutch bell gear		1								
	11	88713.1091	Plate for positioning gear engagement fork		1								
	12	88713.2133	Wrench to hold clutch housing drum steady		1								
	13	88713.1886	Engine canvas		1								
	14	88700.5749	Crankcases assembling cap		1								
	15	88713.0869	Tool for assembling water pump front seal		1								
	16	88713.0870	Tool for assembling water pump front seal		1								
	17	88713.2669	Roller cage fitting tool on primary shaft		1								

CATALOGUE No:
ISSUED:**915.1.241.1A**
03 - 06CATALOGUE No:
ISSUED:**915.1.241.1A**
03 - 06

DRAWING


001a

WORKSHOP SPECIAL TOOLS



DRAWING

001a**WORKSHOP SPECIAL TOOLS**

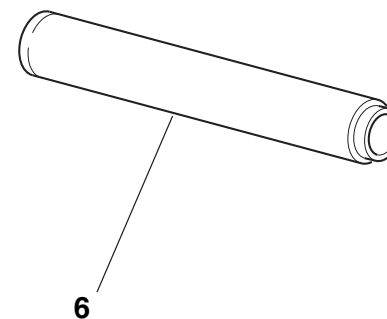
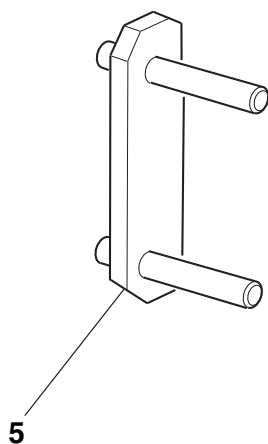
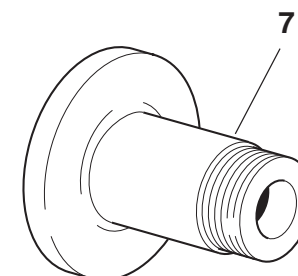

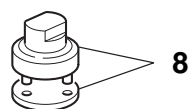
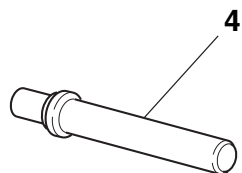
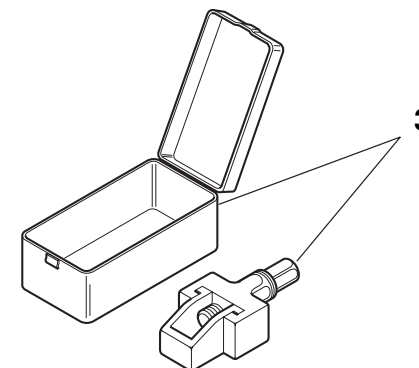
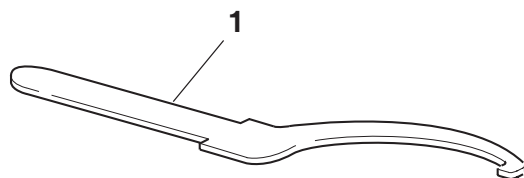
NOTES	N.	CODE NO.	DESCRIPTION	VALIDITY	Q.TY		NOTES	N.	CODE NO.	DESCRIPTION	VALIDITY	Q.TY	
	1	88713.2068	Closing rocker pre-load kit		1								
	2	88713.2069	Rocker spring pre-load compound kit		1								
	3	88713.1805	Driving roller tightening tool		1								
	4	88713.2102	Primary drive gear tightening tool		1								
	5	88765.1181	Valve lift gauge		1								
	6	88713.1806	Reaction tool for belt roller tightening		1								
	7	88713.2011	Tool to hold crankshaft in TDC position		1								
	8	88713.1920	Tool to fit O-rings onto stud bolts		1								
	9	88713.1821	Wrench to tighten tensioning bolts		1								
	10	88713.1994	Rocker shaft extractor		1								
	11	88713.2060	Seal ring driving tool		1								
	12	88765.1188	T.D.C. control gauge		1								
	13	88713.1749	Drive roller puller		1								
	14	88713.1791	Belt roller timing tool		1								
	15	88713.1904	Half-rings mounting punch tool		1								
	16	88713.1980	Drift to drive retainers onto shafts		1								
	17	88713.2066	Tool to fit cam blanking caps		1								
	18	88713.1914	Spark plug tool		1								
	19	88713.1906	Tool to fit seals on camshafts		1								
	20	88713.1010	Union for exhaust gas suction		1								

CATALOGUE No:
ISSUED:**915.1.241.1A**
03 - 06CATALOGUE No:
ISSUED:**915.1.241.1A**
03 - 06

DRAWING

001b



WORKSHOP SPECIAL TOOLS



DRAWING

001b

WORKSHOP SPECIAL TOOLS

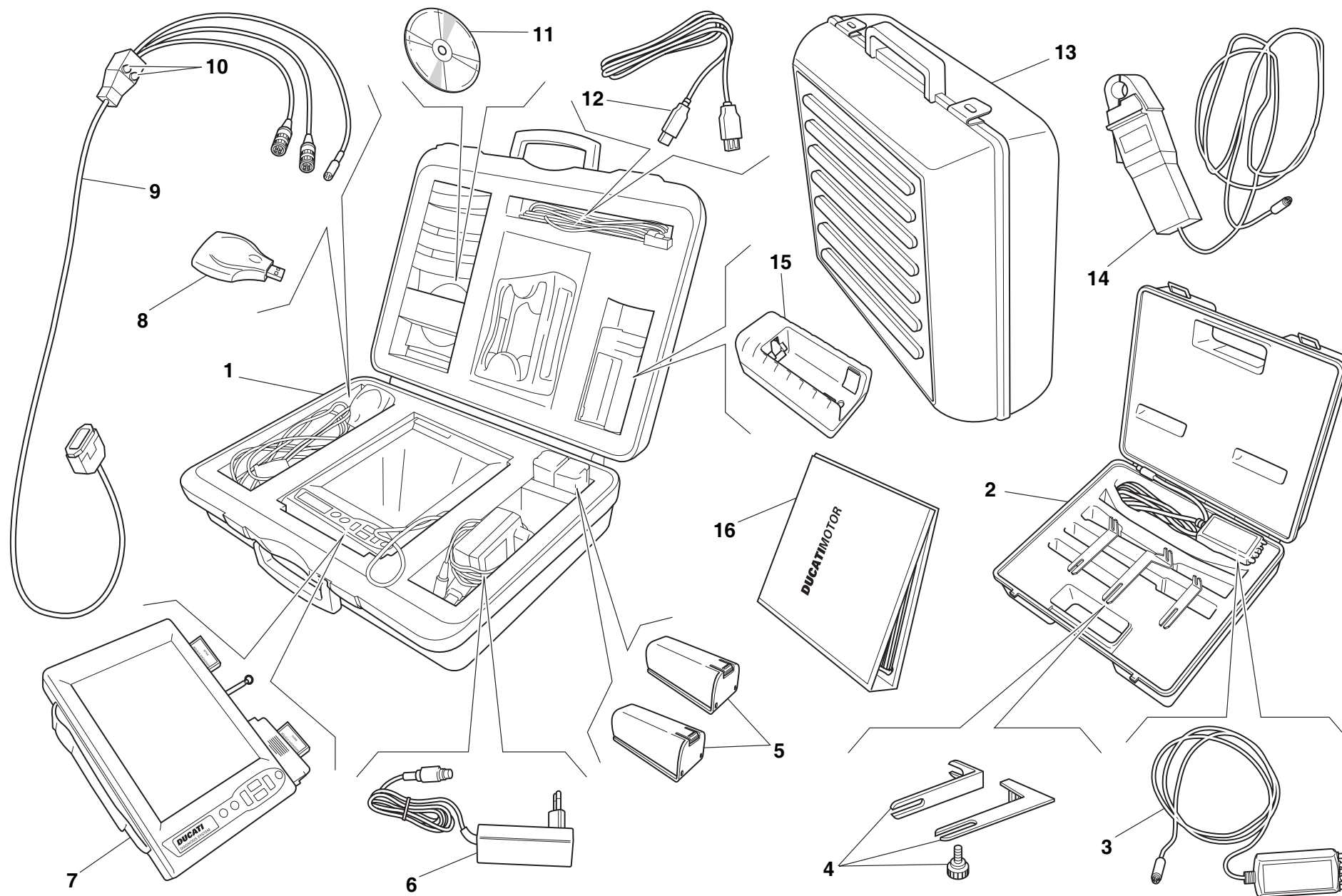
NOTES	N.	CODE NO.	DESCRIPTION	VALIDITY	Q.TY		NOTES	N.	CODE NO.	DESCRIPTION	VALIDITY	Q.TY	
	1	88713.1038	Wrench for adjusting the eccentric hub		1								
	2	0000.70139	Wrench for front wheel spindle		1								
	3	88713.1213	Tool for assembling chain		1								
	4	88713.1071	Stopper for assembling the rocker needle bearings		1								
	5	88713.1040	Frame/engine holder		1								
	6	88713.1072	Stopper for driving the half bearing of the steering head base		1								
	7	88713.1073	Tool for balancing rear wheel		1								
	8	88713.1058	Wrench for assembling the steering head cap		1								
	9	88713.1062	Tool for assembling the steering head bearings		1								

CATALOGUE No:
ISSUED:**915.1.241.1A**
03 - 06CATALOGUE No:
ISSUED:**915.1.241.1A**
03 - 06

DRAWING

001c

DIAGNOSIS TESTER DDS



DRAWING

001c**DIAGNOSIS TESTER DDS**

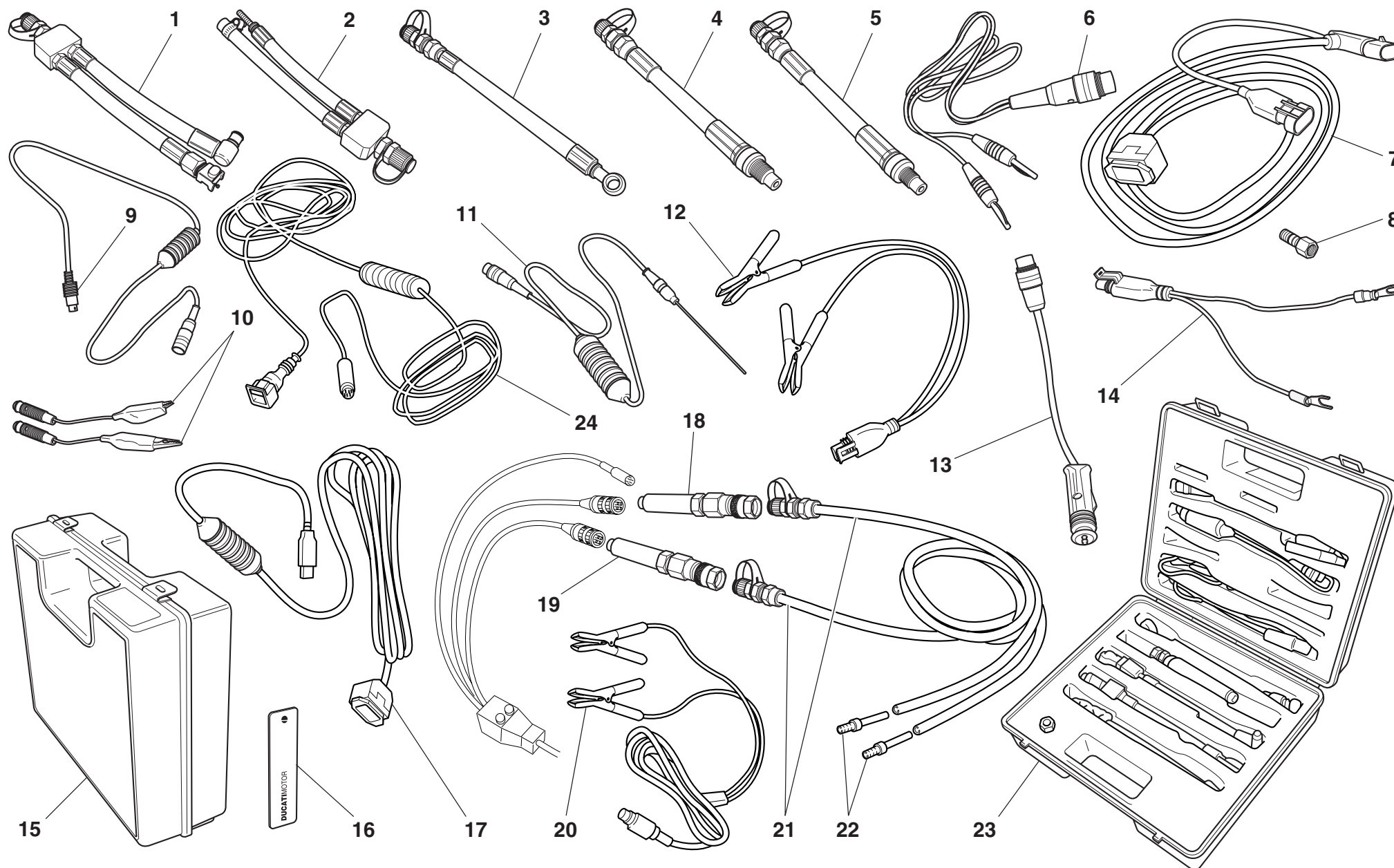
NOTES	N.	CODE NO.	DESCRIPTION	VALIDITY	Q.TY		NOTES	N.	CODE NO.	DESCRIPTION	VALIDITY	Q.TY	
	1	97900.0215	DDS (Ducati Diagnosis System) + manifold vacuum meter. kit		1								
	2	97900.0002	Belt tensioning kit		1								
	3	88765.1371	Sensor		1								
	4	88765.1374	Bracket		1								
	5	97900.0216	Battery		1								
	6	97900.0224	Feeder		1								
	7	97900.0211	Bare DDS		1								
	8	97900.0225	(USB) Memory card reader		1								
	9	97900.0222	Main cable 1060838		1								
	10	97900.0219	Fuse		1								
	11	97900.0223	Software DDS CD		1								
	12	97900.0226	(USB) Cable extension		1								
	13	97900.0229	Black case with sponge rubber		1								
	14	88765.1126V	Amperometer plier		1								
	15	97900.0217	Battery charger		1								
	16	97900.0232	DDS manual		1								

CATALOGUE No:
ISSUED:**915.1.241.1A**
03 - 06CATALOGUE No:
ISSUED:**915.1.241.1A**
03 - 06

DRAWING

001d

WORKSHOP SPECIAL TOOLS



DRAWING

001d

WORKSHOP SPECIAL TOOLS

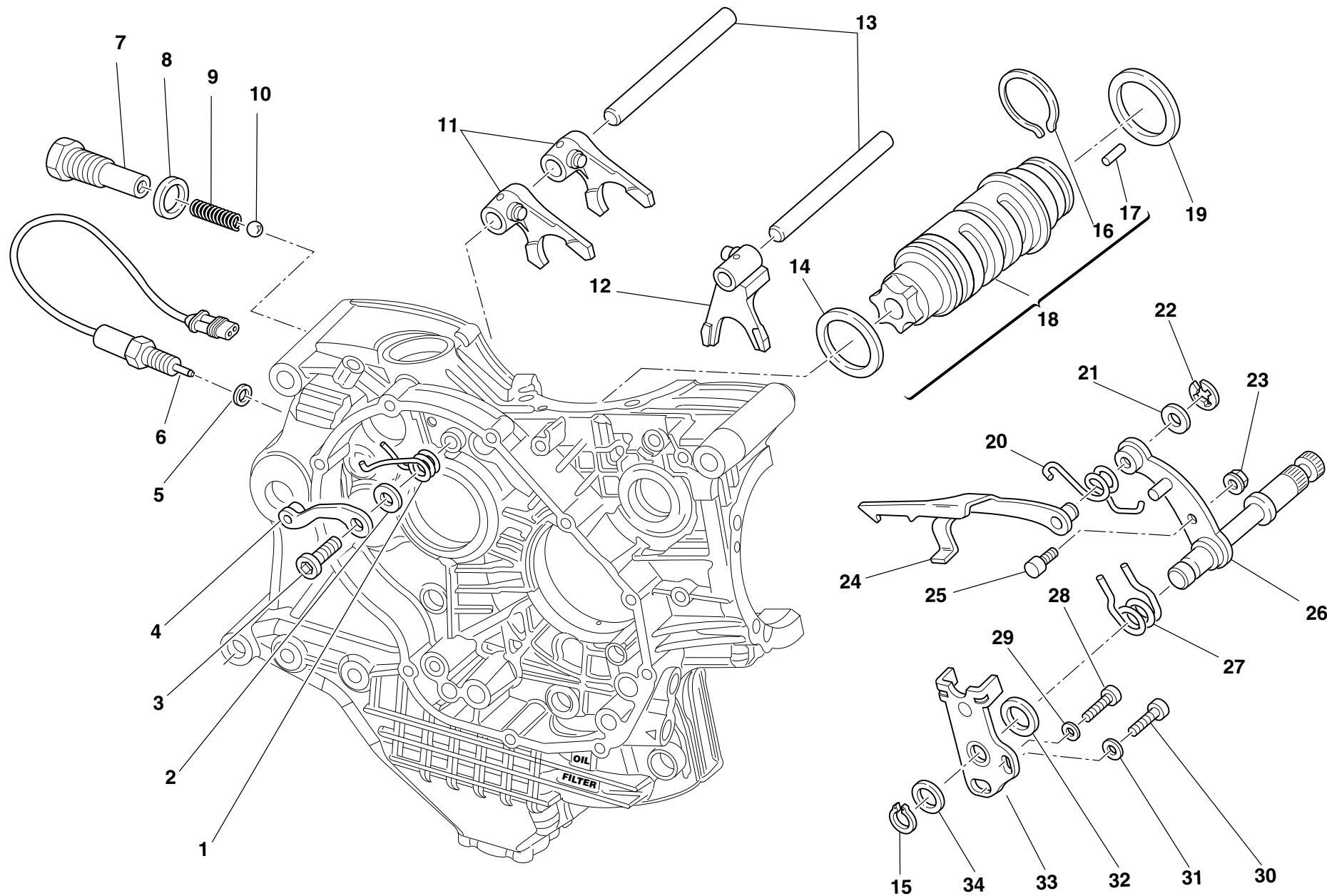
NOTES	N.	CODE NO.	DESCRIPTION	VALIDITY	Q.TY		NOTES	N.	CODE NO.	DESCRIPTION	VALIDITY	Q.TY	
	1	590.1.189.1A	Fuel pressure line HS.		1								
	2	590.1.190.1A	Fuel pressure line ST/SS/M.		1								
	3	875.1.065.1A	Oil pressure line		1								
	4	552.1.037.1A	Fitting - cylinder compression M12		1								
	5	552.1.038.1A	Fitting - cylinder compression M10		1								
	6	514.1.037.1A	Cable Volt PF DUC 21		1								
	7	97900.0227	Main cable D607		1								
	8	814.1.114.1A	Oil pressure fitting		1								
	9	514.1.032.1A	Cable for supplementary tests		1								
	10	514.1.035.1A	Red clamp cable		1								
	10	514.1.036.1A	Black clamp cable		1								
	11	552.1.040.1A	Temperature probe		1								
	12	97900.0228	Battery connection adapter		1								
	13	514.1.033.1A	Electric lighter connection adapter (ST)		1								
	14	514.1.038.1A	Battery connection adapter		1								
	15	698.1.033.1A	Red case with sponge rubber		1								
	16	88765.1126T	DUCATI sticker RH/LH side		1								
	17	97900.0231	(USB) Adaptor		1								
	18	97900.0218	Depressure sensor		1								
	19	552.1.039.1A	Pressure sensor		1								
	20	97900.0230	Feeder		1								
	21	97900.0220	Depressure/pressure line		1								
	22	97900.0221	Union		1								
	23	97900.0003	Vacuum meter. kit		1								
	24	88765.1126C	Cable for potentiometer adjustment		1								

CATALOGUE No:
ISSUED:**915.1.241.1A**
03 - 06CATALOGUE No:
ISSUED:**915.1.241.1A**
03 - 06

DRAWING



002

GEARCHANGE



DRAWING

002**GEARCHANGE**

NOTES	N.	CODE NO.	DESCRIPTION	VALIDITY	Q.TY		NOTES	N.	CODE NO.	DESCRIPTION	VALIDITY	Q.TY	
	1	799.1.049.1A	Return spring		1			24	180.1.008.1A	Gearbox drum control fork		1	
	2	852.1.053.2A	Washer		1			25	0660.13.165	Gearchange lever pin		1	
	3	779.1.039.1A	Special screw		1			26	821.1.001.1A	Pin with gearchange lever		1	
	4	455.2.003.1A	Gear stopper assembly		1			27	0799.13.110	Gearchange lever return spring		1	
	5	852.5.024.1A	Gasket th. 1		1			28	771.5.067.8B	Screw		1	
	6	539.1.021.1B	Switch		1			29	852.1.172.1A	Washer		1	
	7	779.1.203.2A	Push rod holder		1			30	771.5.123.8B	Screw		1	
	8	0272.91.090	Gasket		1			31	852.1.174.1A	Washer		1	
	9	0660.13.143	Gear selector spring		1			32	881.1.012.1A	Centering ring		1	
	10	76835.1134	Ball		1			33	826.1.009.1A	Stopper plate		1	
	11	180.1.001.1A	1st,4th-2nd,3rd gear selector fork		2			34	0400.29.125	Shim th. 0.2		2	
	12	180.1.002.1A	5th,6th gear selector fork		1			34	0400.29.126	Shim th. 0.5		1	
	13	0660.13.070	Fork pin		2								
	14	852.1.005.1A	Shim th. 1		1								
	15	73500.1542	Circlip		1								
	16	882.1.006.1A	Needle retaining ring (square cross-section)		1								
	17	821.1.070.1A	Special roller (square cross-section)		6								
	18	182.2.018.1A	Complete gearbox drum		1								
	19	0660.13.060	Shim th. 1		1								
	19	852.1.094.1A	Shim th. 0.9		1								
	20	799.1.025.1A	Fork return spring		1								
	21	0400.09.050	Shim th. 0.5		1								
	21	0765.92.205	Shim th. 0.2		2								
	22	884.5.034.1A	Circlip		1								
	23	748.1.040.1A	Nut		1								

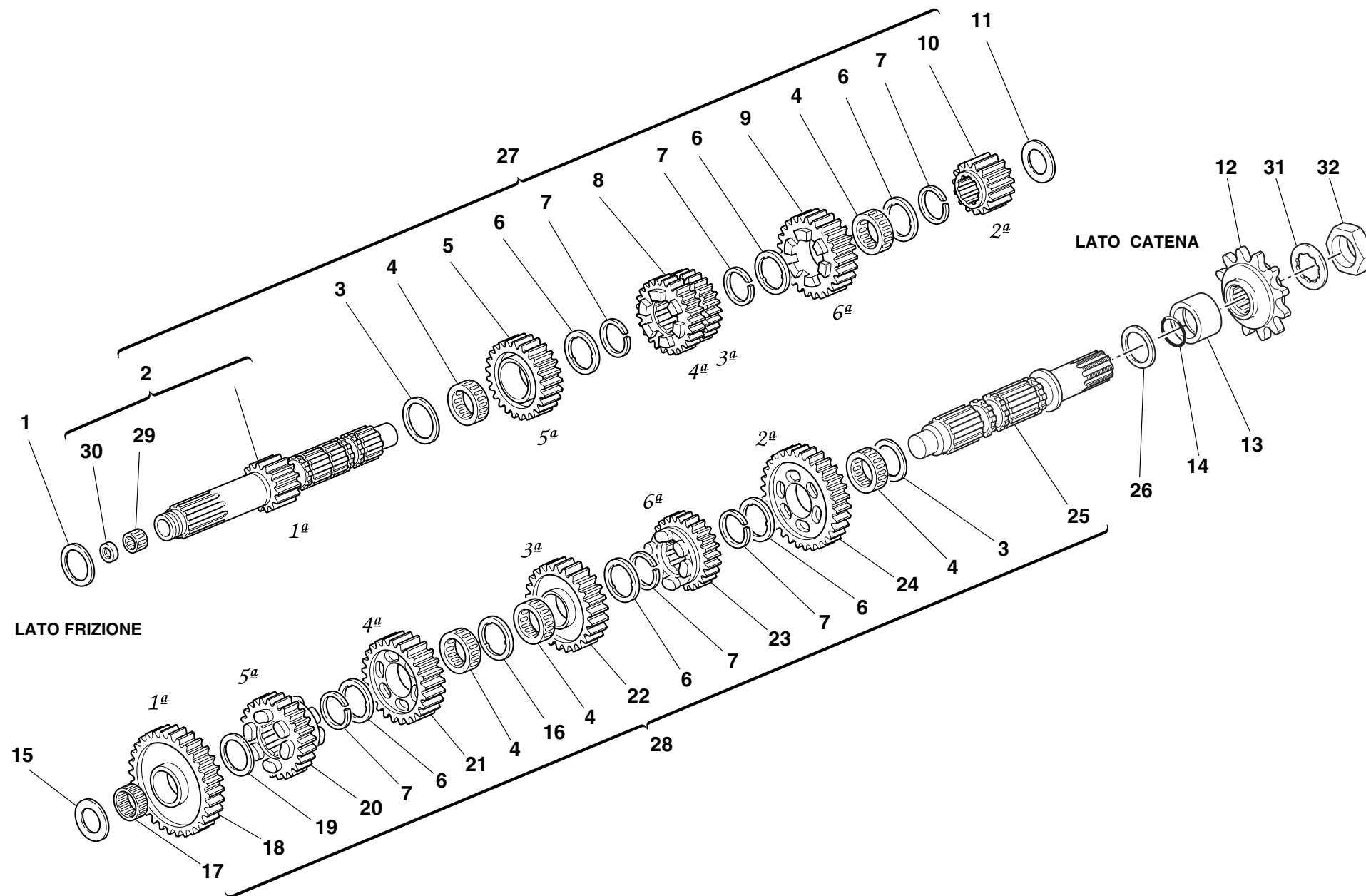
CATALOGUE No: **915.1.241.1A**
ISSUED: **03 - 06**

CATALOGUE No: **915.1.241.1A**
ISSUED: **03 - 06**

DRAWING



003

GEAR-BOX



DRAWING

003**GEAR-BOX**

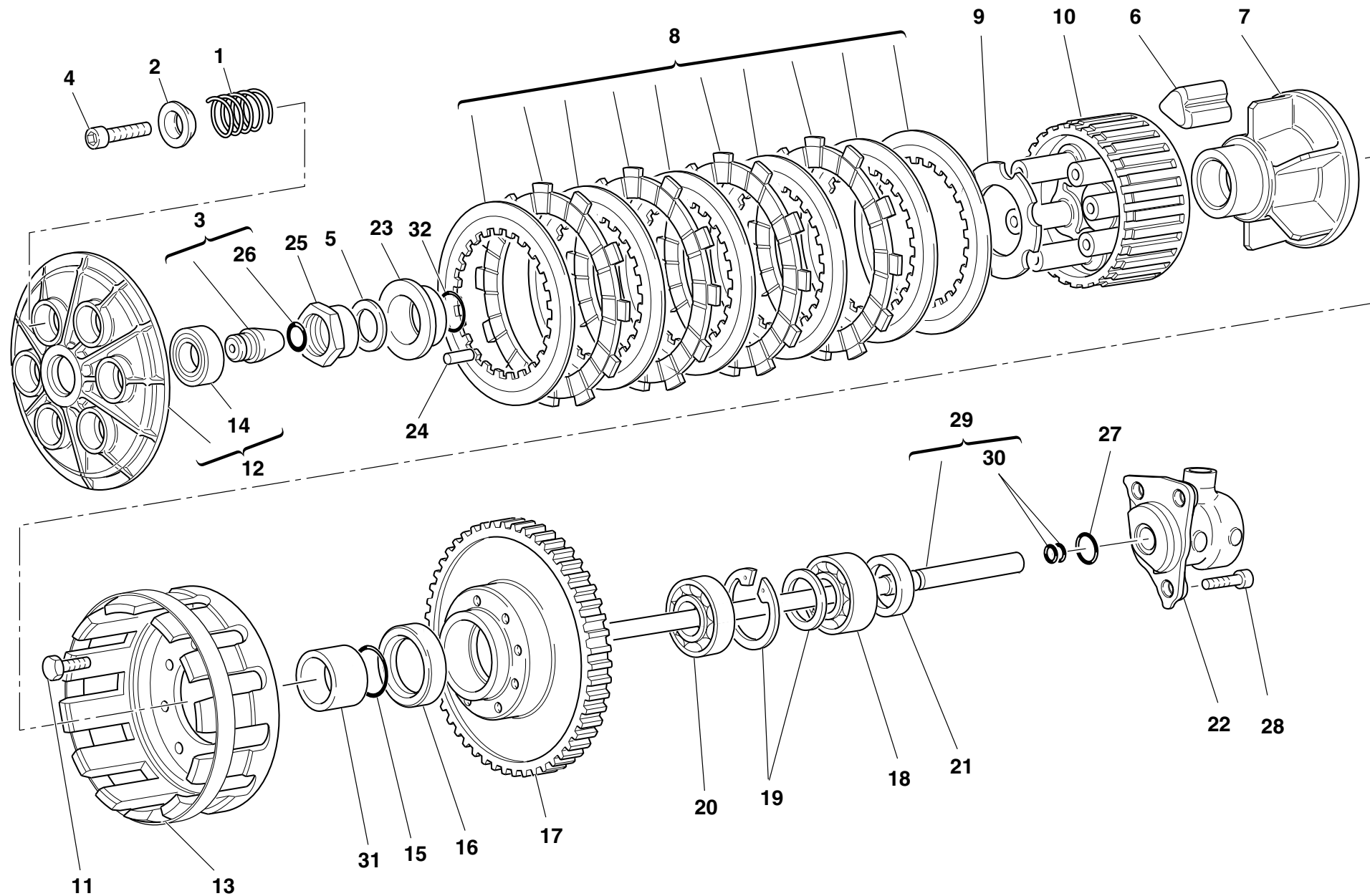
NOTES	N.	CODE NO.	DESCRIPTION	VALIDITY	Q.TY		NOTES	N.	CODE NO.	DESCRIPTION	VALIDITY	Q.TY	
	1	0251.47.050	Shim th. 1		1			19	0670.16.155	Shim th. 1		1	
	1	0251.47.054	Shim th. 1.2		1			20	172.1.010.2A	Driven gear 5th sp.		1	
	2	150.2.006.1B	Gearbox main shaft		1			21	172.1.009.2A	Driven gear 4th sp.		1	
	3	0670.16.150	Shim th. 0.5		2			22	172.1.008.1A	Driven gear 3rd sp.		1	
	4	701.4.005.1A	Needle bearing		5			23	172.1.011.2A	Driven gear 6th sp.		1	
	5	172.1.004.2A	Driving gear 5th sp.		1			24	172.1.007.1B	Driven gear 2nd sp.		1	
	6	856.1.001.1A	Grooved washer th. 0.5		6			25	149.1.032.3A	Gearbox lay shaft		1	
	7	0670.16.145	Snap ring		6			26	0670.16.170	Shim th. 0.8		1	
	8	172.1.003.2A	Driving gear 3rd/4th sp.		1			26	0670.16.171	Shim th. 1		1	
	9	172.1.005.2A	Driving gear 6th sp.		1			26	852.1.105.1AB	Shim th. 0.9		1	
	10	172.1.002.1B	Driving gear 2nd sp.		1			26	852.1.105.1AG	Shim th. 0.7		1	
	11	0670.16.164	Shim th. 2		1			27	150.2.005.2A	Complete main shaft		1	
	11	713.1.014.1A	Shim th. 1.5		1			28	150.2.087.1A	Complete lay shaft		1	
	11	713.1.014.1E	Shim th. 1.6		1			29	702.5.044.1A	Needle bearing		1	
	11	713.1.014.1F	Shim th. 1.9		1			30	930.4.049.1A	Seal ring		1	
	12	449.1.045.1A	Front sprocket w/rubber protection Z=15		1			31	851.1.004.1A	Lock washer		1	
	13	713.1.157.1A	Spacer		1			32	750.1.007.1A	Nut		1	
	14	930.4.023.1A	O-ring		1								
	15	0670.16.165	Shim th. 2.2		1								
	15	0670.16.184	Shim th. 1		1								
	15	0670.16.185	Shim th. 1.2		1								
	15	713.1.266.1A	Shim th. 3.15		1								
	16	856.1.031.1A	Grooved washer th. 0.5		1								
	17	76402.0002	Needle bearing		1								
	18	172.1.006.1B	Driven gear 1st sp.		1								

CATALOGUE No:
ISSUED:**915.1.241.1A**
03 - 06CATALOGUE No:
ISSUED:**915.1.241.1A**
03 - 06

DRAWING



004

CLUTCH



DRAWING

004**CLUTCH**

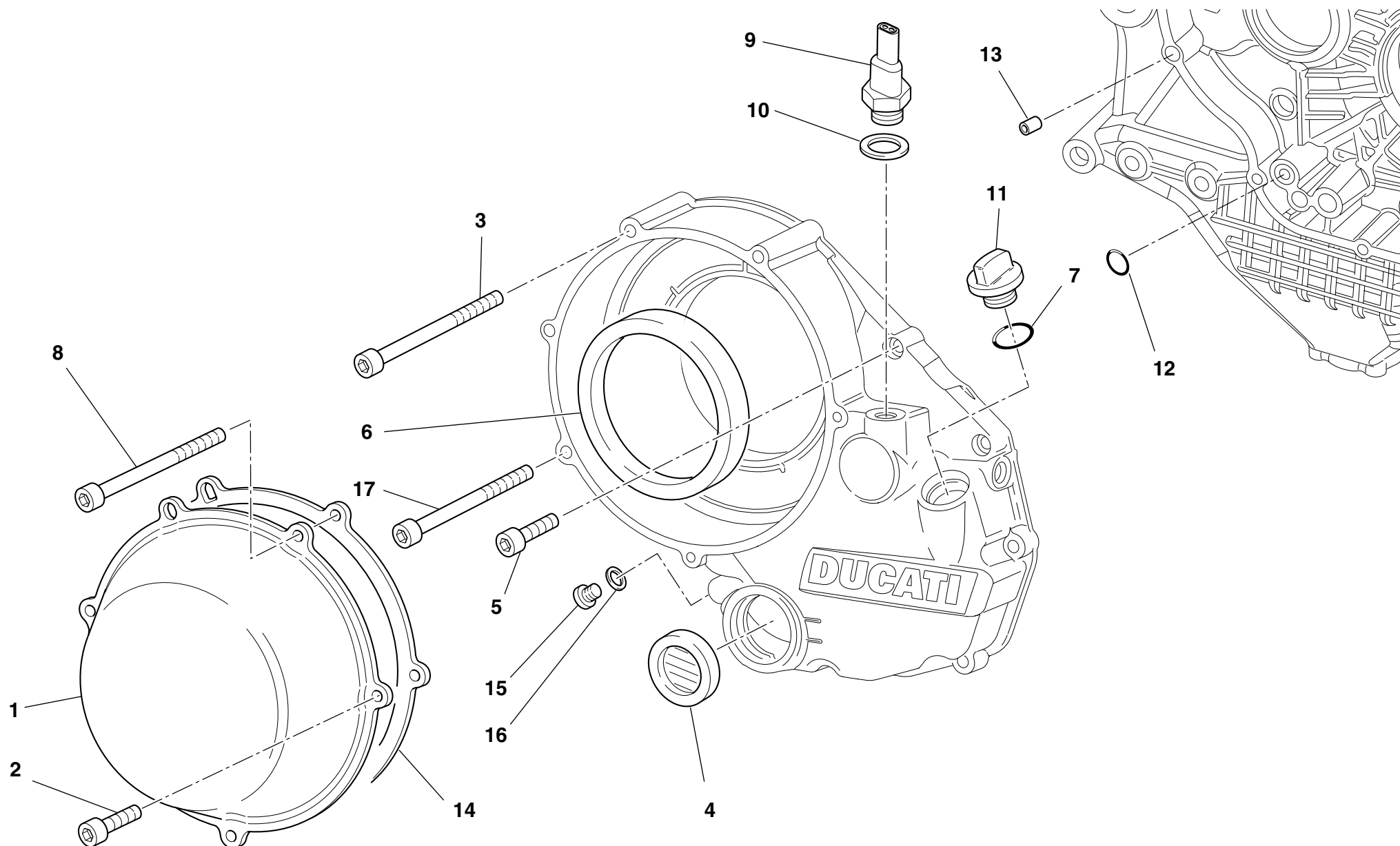
NOTES	N.	CODE NO.	DESCRIPTION	VALIDITY	Q.TY		NOTES	N.	CODE NO.	DESCRIPTION	VALIDITY	Q.TY	
	1	0659.16.555	Clutch spring		6			26	0400.17.030	O-ring		1	
	2	841.1.002.2A	Retainer		6			27	886.4.043.1A	O-ring		1	
	3	818.2.009.1A	Clutch control pin		1			28	771.5.065.8B	Screw		3	
	4	771.5.043.8B	Screw		6			29	117.2.006.1A	Clutch control rod		1	
	5	851.4.001.1A	Lock washer		1			30	93823.2018	O-ring		2	
	6	764.1.003.1B	Rubber pad		12			31	713.1.012.1B	Spacer		1	
	7	162.1.001.1B	Plate holder hub		1			32	93823.0128	O-ring		1	
	8	190.2.011.1A	Clutch plates set		1								
	9	851.1.001.1B	Lock washer		1								
	10	196.1.001.2B	Clutch drum		1								
	11	70610.8120	Screw		8								
	12	194.2.015.1A	Pressure plate		1								
	13	198.1.029.1A	Clutch housing		1								
	14	702.5.016.1A	Bearing		1								
	15	463.2.053.7A	O-ring		1								
	16	930.4.035.1A	Seal ring		1								
	17	170.2.032.1A	Clutch/crankshaft gears pair		1								
	18	75113.2566	Bearing		1								
	19	881.2.001.1A	Circlip - spacer		1								
	20	702.4.017.1A	Bearing		1								
	21	0660.16.145	Spacer		1								
	22	195.4.003.1A	Piston assembly		1								
	23	710.1.002.1A	Bush		1								
	24	74224.0570	Pin		1								
	25	750.1.002.1B	Nut		1								

CATALOGUE No:
ISSUED:**915.1.241.1A**
03 - 06CATALOGUE No:
ISSUED:**915.1.241.1A**
03 - 06

DRAWING

005

CLUTCH COVER



DRAWING

005

CLUTCH COVER

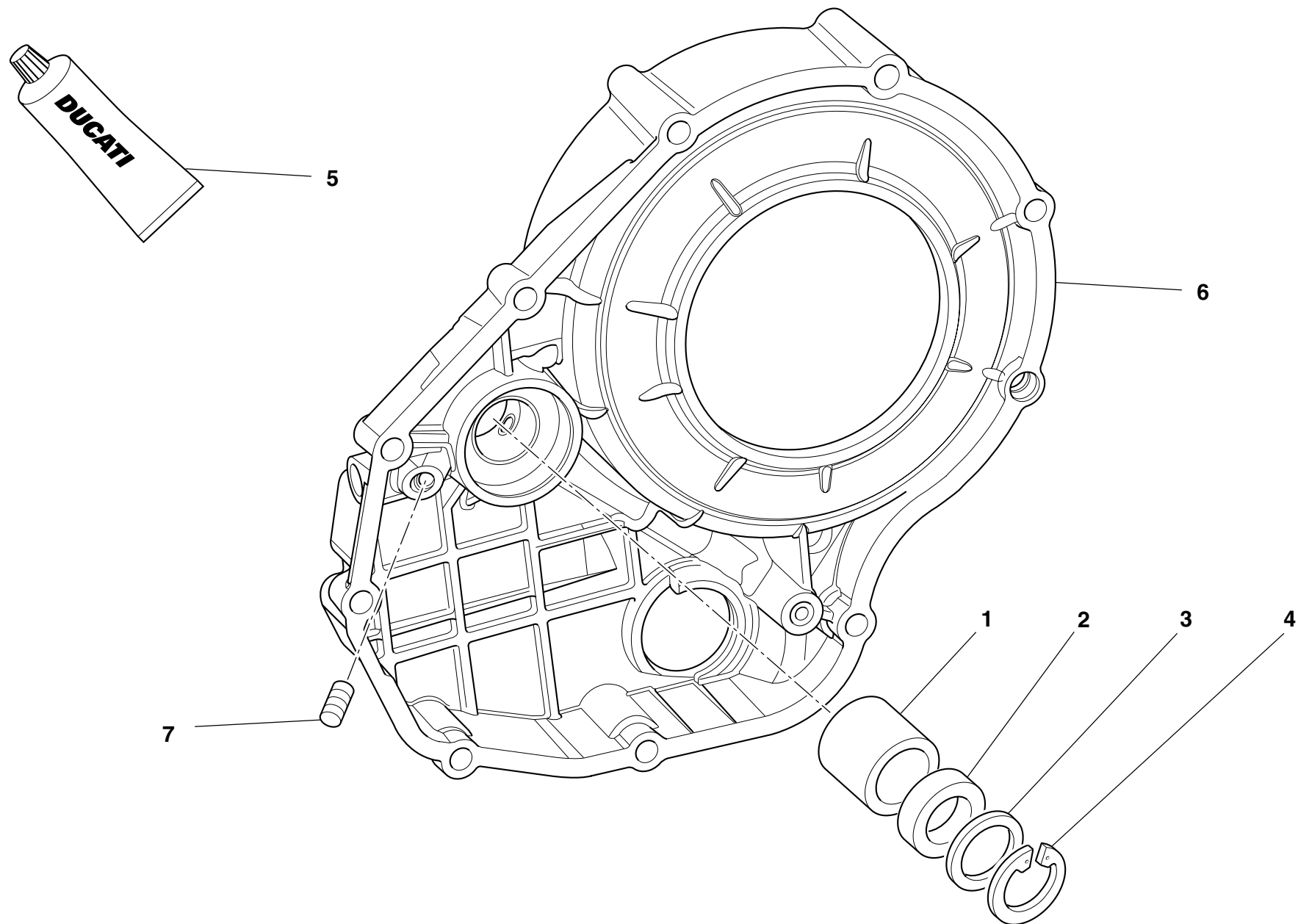
NOTES	N.	CODE NO.	DESCRIPTION	VALIDITY	Q.TY		NOTES	N.	CODE NO.	DESCRIPTION	VALIDITY	Q.TY	
	1	243.1.025.1AD	Clutch protection cover		1								
	2	771.1.026.1A	Screw		2								
	3	771.5.078.8B	Screw		1								
	4	254.4.001.1A	Oil level sight glass		1								
	5	771.5.069.8B	Screw		6								
	6	930.4.034.1A	Seeger		1								
	7	93823.3075	O-ring		1								
	8	771.1.027.1A	Screw		2								
	9	539.4.030.1A	Switch		1								
	10	852.1.195.1A	Gasket th.2		1								
	11	893.1.013.1A	Cap		1								
	12	93827.0114	O-ring		1								
	13	711.1.160.1A	Locating bush		1								
	14	788.1.052.1A	Clutch cover gasket		1								
	15	780.5.001.1A	Cap		1								
	16	852.5.024.1A	Gasket th.1		1								
	17	771.5.079.8B	Screw		1								

CATALOGUE No:
ISSUED:**915.1.241.1A**
03 - 06CATALOGUE No:
ISSUED:**915.1.241.1A**
03 - 06


DRAWING

005a

CLUTCH COVER



DRAWING **005a** CLUTCH COVER

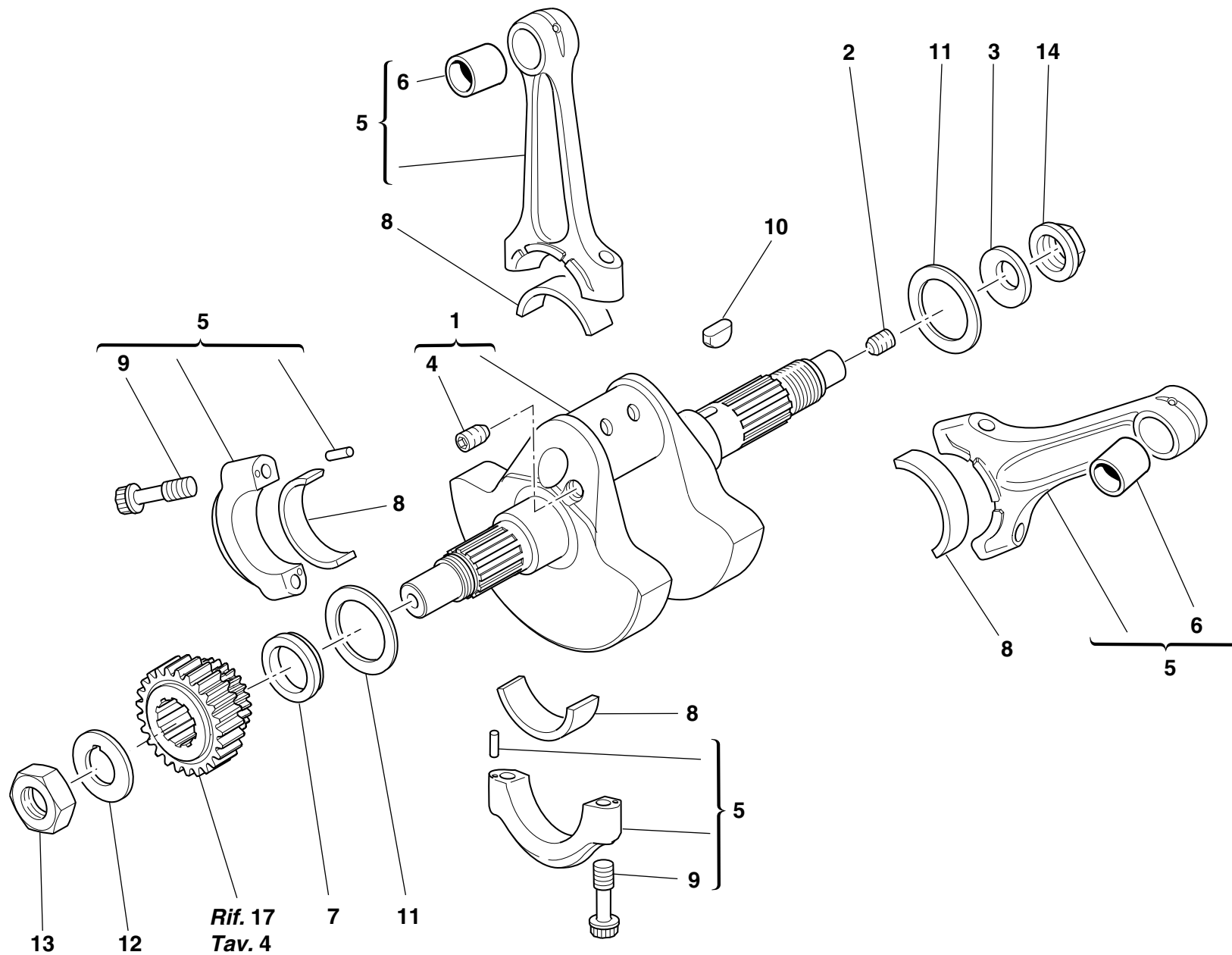
NOTES	N.	CODE NO.	DESCRIPTION	VALIDITY	Q.TY	
	1	0665.49.680	Bush		1	
	2	930.4.021.1A	Seal ring		1	
	3	852.1.135.1A	Shim th. 1		1	
	4	884.5.013.1A	Circlip		1	
	5	94247.0014	Fluid sealant		1	
	6	243.2.038.3A	Cover clutch side		1	
	7	417.6.011.3A	Threaded dowel		1	

NOTES	N.	CODE NO.	DESCRIPTION	VALIDITY	Q.TY	
-------	----	----------	-------------	----------	------	---

DRAWING



006

CRANKSHAFT



DRAWING

006**CRANKSHAFT**

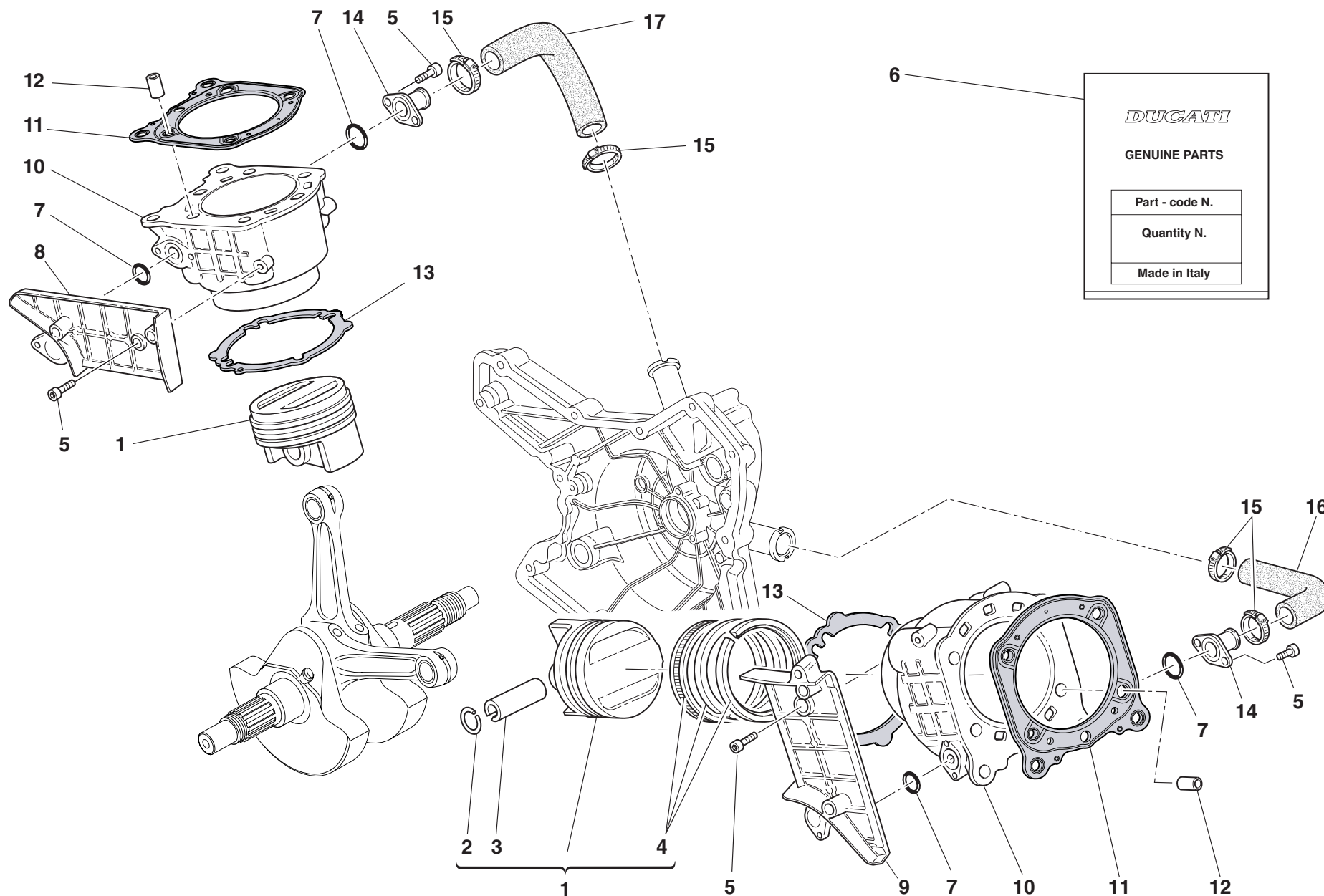
NOTES	N.	CODE NO.	DESCRIPTION	VALIDITY	Q.TY		NOTES	N.	CODE NO.	DESCRIPTION	VALIDITY	Q.TY	
	1	146.2.122.1A	Crankshaft		1			12	851.1.010.1A	Lock washer		1	
	2	779.1.109.1A	Special screw		1			13	750.1.057.1A	Nut		1	
	3	799.1.051.2A	Spring washer		1			14	750.1.012.2A	Nut		1	
	4	72121.2106	Threaded dowel		1								
	5	158.2.020.1A	Connecting rods pair		1								
	6	711.1.089.1A	Bush		2								
	7	710.1.061.1A	Spacer		1								
	8	112.1.012.1AB	Half-bearing (BLUE)		2								
	8	112.1.012.1AC	Half-bearing (YELLOW)		2								
	9	779.1.007.2A	Special screw		4								
	10	0755.29.025	Woodruff key		1								
	11	852.1.104.1H	Shim th. 2.25		2								
	11	852.1.104.2A	Shim th. 1.9		2								
	11	852.1.104.2B	Shim th. 1.95		2								
	11	852.1.104.2C	Shim th. 2		2								
	11	852.1.104.2D	Shim th. 2.05		2								
	11	852.1.104.2E	Shim th. 2.1		2								
	11	852.1.104.2F	Shim th. 2.15		2								
	11	852.1.104.2G	Shim th. 2.2		2								
	11	852.1.104.2I	Shim th. 2.3		2								
	11	852.1.104.2J	Shim th. 2.35		2								
	11	852.1.104.2K	Shim th. 2.4		2								
	11	852.1.104.2L	Shim th. 2.45		2								
	11	852.1.104.2M	Shim th. 2.5		2								
	11	852.1.104.2N	Shim th. 2.55		2								

CATALOGUE No:
ISSUED:**915.1.241.1A**
03 - 06CATALOGUE No:
ISSUED:**915.1.241.1A**
03 - 06

DRAWING


007

CYLINDERS - PISTONS



DRAWING

007**CYLINDERS - PISTONS**

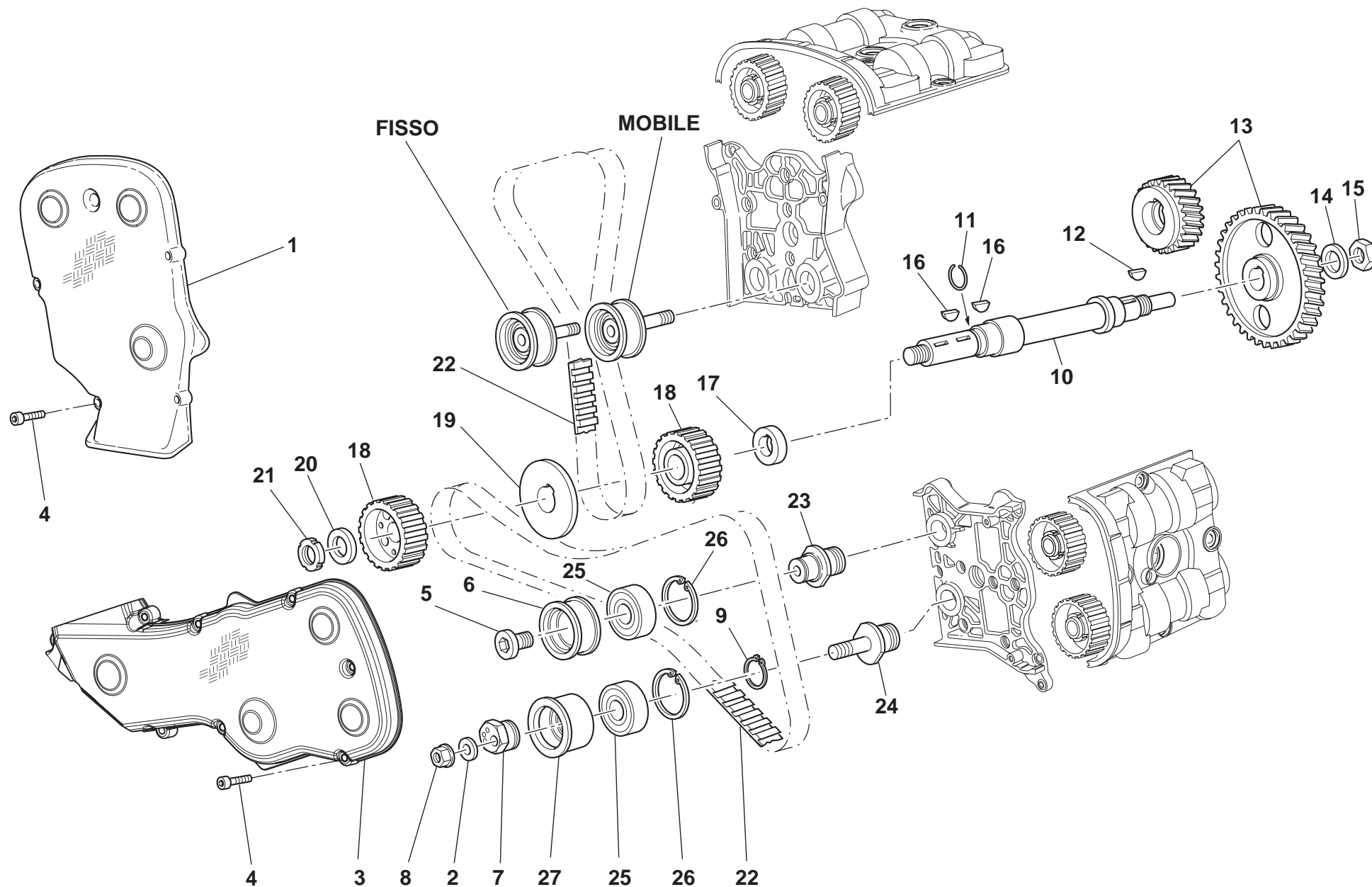
NOTES	N.	CODE NO.	DESCRIPTION	VALIDITY	Q.TY		NOTES	N.	CODE NO.	DESCRIPTION	VALIDITY	Q.TY	
	1	122.2.064.2A	Complete piston Ø100		2								
	2	121.1.079.1A	Piston pin circlip		4								
	3	121.1.078.1B	Piston pin		2								
	4	121.2.031.1A	Piston rings set		2								
	5	771.5.065.8B	Screw		10								
	6	791.2.028.2A	Gaskets set		1								
	7	886.5.011.1A	O-Ring		4								
	8	247.1.120.1A	Cover		1								
	9	247.1.155.2A	Cover		1								
	10	120.2.083.4A	Cylinder-piston fit		2								
	11	786.1.055.3A	Head-cylinder gasket		2								
	12	711.1.093.2A	Bush		4								
	13	786.1.087.1A	Cylinder-crankcase gasket th. 0.4		2								
	14	814.1.081.1A	Water inlet union to cylinders		2								
	15	741.4.002.1A	Hose guide		4								
	16	800.1.008.1A	Horizontal cylinder water inlet hose		1								
	17	800.1.007.1A	Vertical cylinder water inlet hose		1								

CATALOGUE No:
ISSUED:**915.1.241.1A**
03 - 06CATALOGUE No:
ISSUED:**915.1.241.1A**
03 - 06

DRAWING


008

TIMING



DRAWING

008**TIMING**

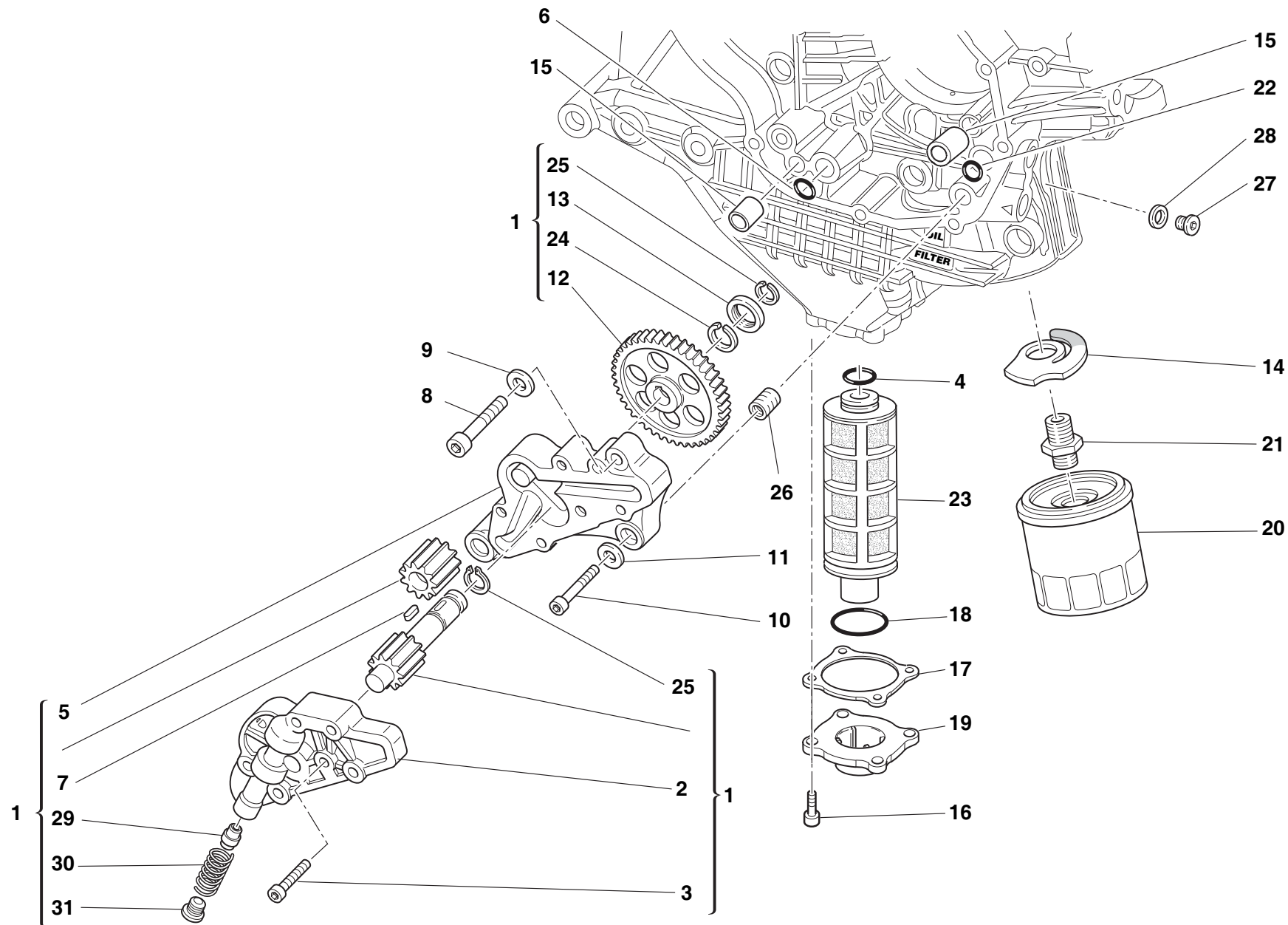
NOTES	N.	CODE NO.	DESCRIPTION	VALIDITY	Q.TY		NOTES	N.	CODE NO.	DESCRIPTION	VALIDITY	Q.TY	
	1	245.1.073.1A	Vertical belt outer cover		1			26	7350.33.804	Circlip		4	
	2	853.1.002.1A	Spring washer		2			27	451.1.042.1A	Movable tensioner roller bush		2	
	3	245.1.072.1A	Horizontal belt outer cover		1								
	4	773.5.069.8B	Screw		13								
	5	779.1.187.1A	Setscrew		2								
	6	451.1.018.2A	Bush		2								
	7	451.1.043.1A	Tensioner eccentric		2								
	8	748.1.044.1A	Nut		2								
	9	73500.2054	Snap ring		2								
	10	147.1.014.1A	Timing lay shaft		1								
	11	882.1.003.1A	Snap ring		1								
	12	0755.29.025	Woodruff key		1								
	13	171.2.020.2B	Timing gears pair		1								
	14	851.1.013.1A	Lock washer		1								
	15	0124.40.060	Hexagon nut		1								
	16	74172.1008	Woodruff key		2								
	17	716.1.073.2A	Spacer		1								
	18	255.1.010.2B	Timing belt roller		2								
	19	856.1.062.2A	Belt roller separating washer		1								
	20	716.1.072.2A	Spacer		1								
	21	703.5.006.2A	Elastic-stop ring nut		1								
	22	737.4.012.4A	Timing drive toothed belt		2								
	23	451.1.017.1A	Fixed tensioner roller pin		2								
	24	451.1.044.1A	Movable tensioner roller pin		2								
	25	702.4.058.1A	Bearing		4								

CATALOGUE No:
ISSUED:**915.1.241.1A**
03 - 06CATALOGUE No:
ISSUED:**915.1.241.1A**
03 - 06

DRAWING



009

FILTERS AND OIL PUMP



DRAWING

009**FILTERS AND OIL PUMP**

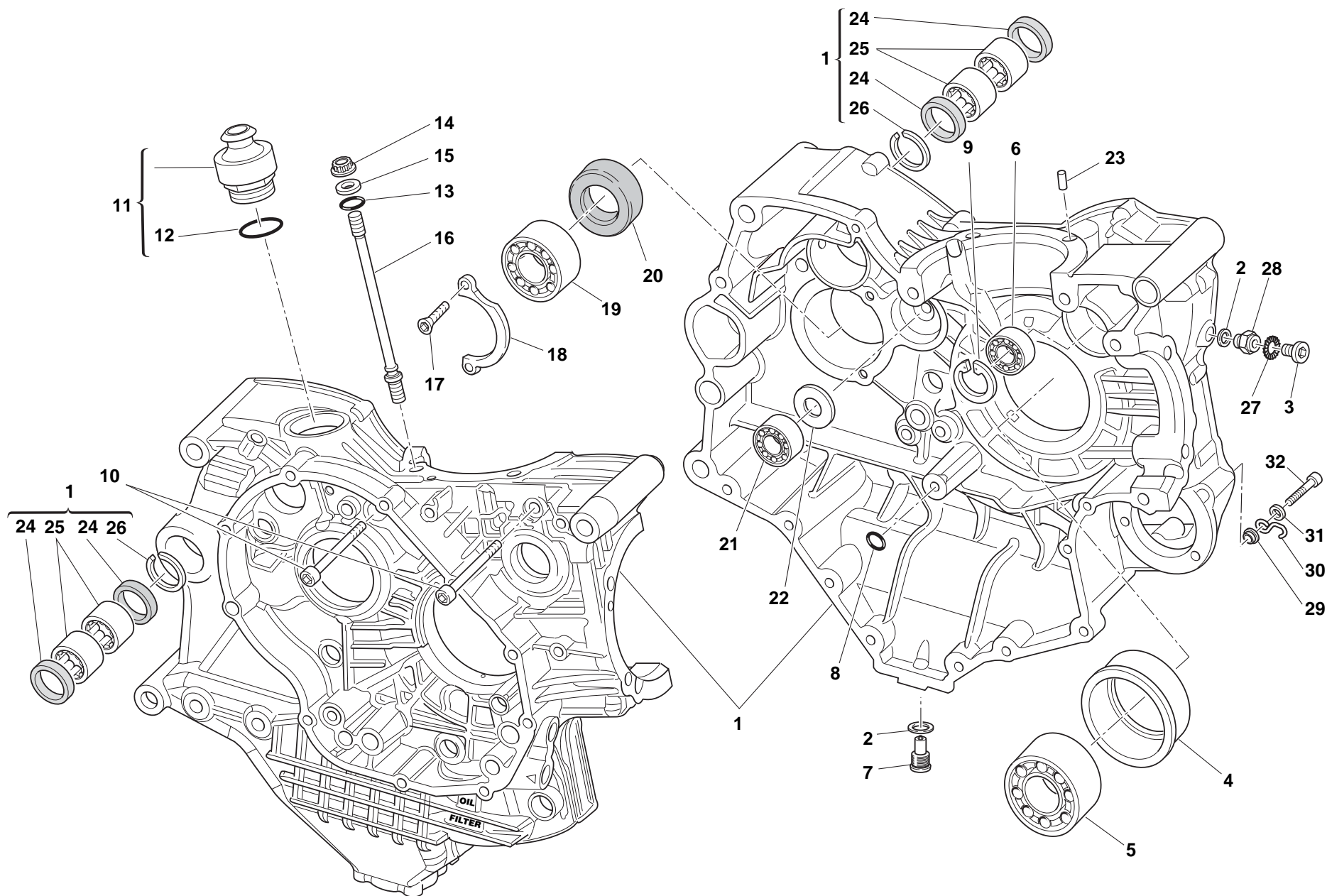
NOTES	N.	CODE NO.	DESCRIPTION	VALIDITY	Q.TY		NOTES	N.	CODE NO.	DESCRIPTION	VALIDITY	Q.TY	
	1	174.2.025.6A	Complete oil pump		1			26	0670.49.310	Reduction bush		1	
	2	247.1.174.1A	Pump cover		1			27	779.1.162.2A	Cap		1	
	3	773.5.069.8B	Screw		6			28	852.1.195.1A	Gasket th.2		1	
	4	886.4.033.1A	O-ring		1			29	593.1.018.1A	Bypass valve		1	
	5	250.1.038.1A	Pump body		1			30	799.1.055.1A	Bypass spring		1	
	6	886.4.037.1A	O-ring		1			31	780.1.018.1A	Bypass cap		1	
	7	680.1.001.1B	Woodruff key		1								
	8	771.5.129.8B	Screw		2								
	9	853.1.002.1A	Spring washer		2								
	10	771.5.069.8B	Screw		1								
	11	853.1.004.1A	Spring washer		1								
	12	174.1.025.2A	Pump drive gear		1								
	13	710.1.001.1A	Bush		1								
	14	799.2.077.2A	Bypass spring		1								
	15	0759.49.280	Locating bush		2								
	16	779.4.116.1A	Screw		4								
	17	788.1.065.1A	Cover gasket		1								
	18	886.4.034.1A	O-ring		1								
	19	247.1.290.1A	Cover		1								
	20	444.4.003.4A	Oil filter cartridge		1								
	21	815.1.028.1A	Nipple		1								
	22	93827.0114	O-ring		1								
	23	894.1.020.1A	Oil net filter		1								
	24	884.4.042.1A	Snap ring		1								
	25	884.5.036.1A	Circlip		2								

CATALOGUE No:
ISSUED:**915.1.241.1A**
03 - 06CATALOGUE No:
ISSUED:**915.1.241.1A**
03 - 06

DRAWING

010



HALF CRANKCASES



DRAWING

010

HALF CRANKCASES

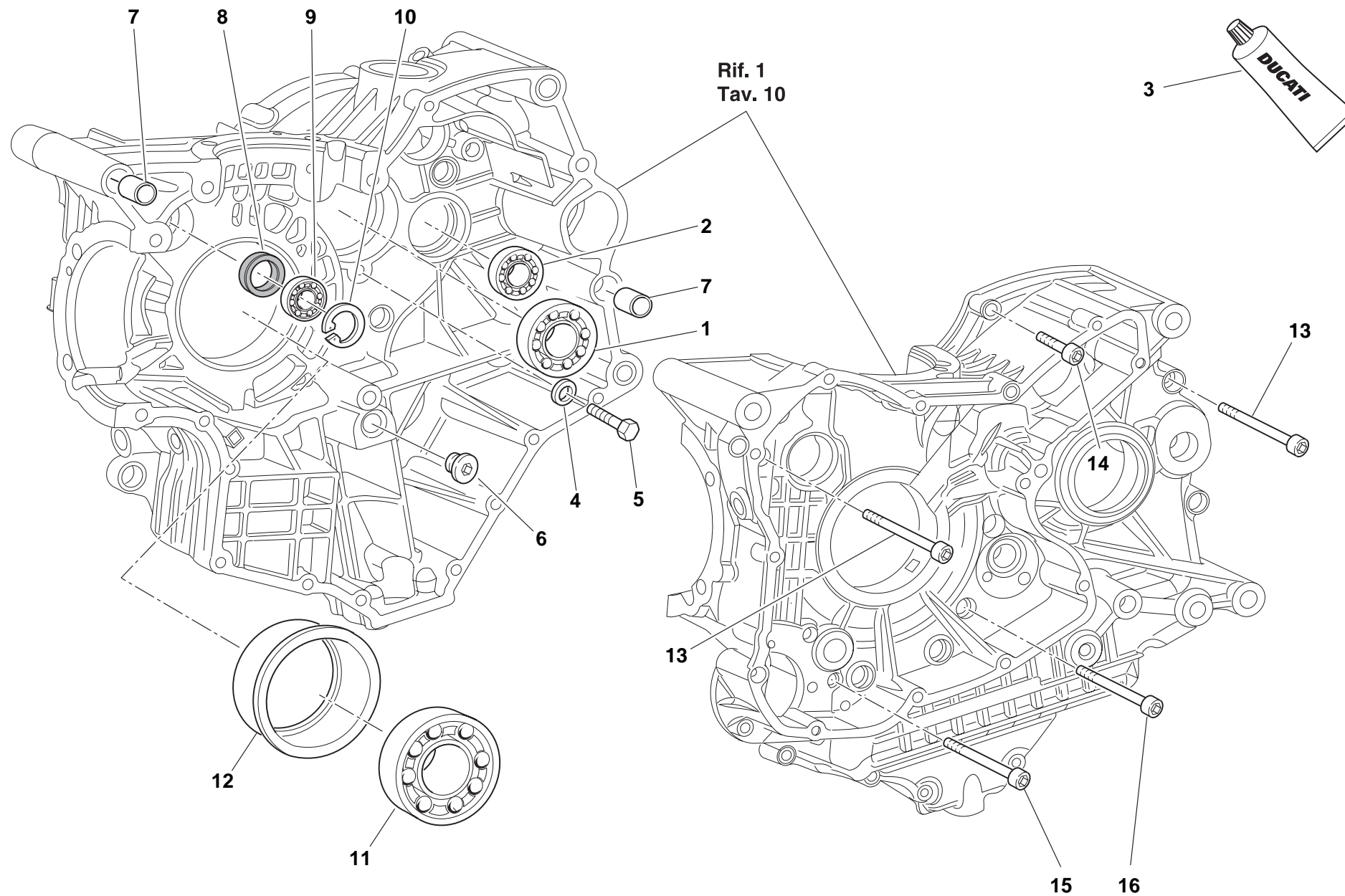
NOTES	N.	CODE NO.	DESCRIPTION	VALIDITY	Q.TY		NOTES	N.	CODE NO.	DESCRIPTION	VALIDITY	Q.TY	
	1	225.2.175.1A	Complete half-crankcases pair		1			26	76266.2668	Snap ring		2	
	2	852.5.026.1A	Aluminium gasket th.1,5		2			27	885.5.000.1B	Toothed spring washer		1	
	3	779.4.107.1B	Special screw		1			28	779.1.434.1A	Ground screw		1	
	4	710.1.070.1A	Bearing holder bush		1			29	713.1.365.1A	Spacer		1	
	5	75191.3380	Bearing		1			30	829.1.134.1A	Seeger		1	
	6	702.5.008.1A	Bearing		1			31	852.5.028.1A	Washer		1	
	7	893.2.006.2A	Cap		1			32	771.5.071.8B	Screw		1	
	8	93827.0114	O-ring		1								
	9	73503.3380	Circlip		1								
	10	771.5.136.8B	Screw		2								
	11	593.1.003.1B	Breather valve		1								
	12	93823.3156	O-ring		1								
	13	886.4.018.1A	O-ring		8								
	14	748.1.050.1A	Polygonal nut		8								
	15	856.1.064.2A	Washer		8								
	16	766.1.045.1A	Stud bolt for fastening head cylinder		8								
	17	72094.1616	Screw		2								
	18	826.1.012.1A	Keep plate		1								
	19	702.4.013.1A	Bearing		1								
	20	930.4.022.1A	Seal ring		1								
	21	702.4.033.1A	Bearing		1								
	22	0370.49.250	Washer		1								
	23	860.1.004.1A	Locating dowel		2								
	24	0755.49.265	Seal ring		4								
	25	76400.0004	Needle bearing		4								

CATALOGUE No:
ISSUED:**915.1.241.1A**
03 - 06CATALOGUE No:
ISSUED:**915.1.241.1A**
03 - 06

DRAWING

010a

HALF CRANKCASES



DRAWING

010a

HALF CRANKCASES

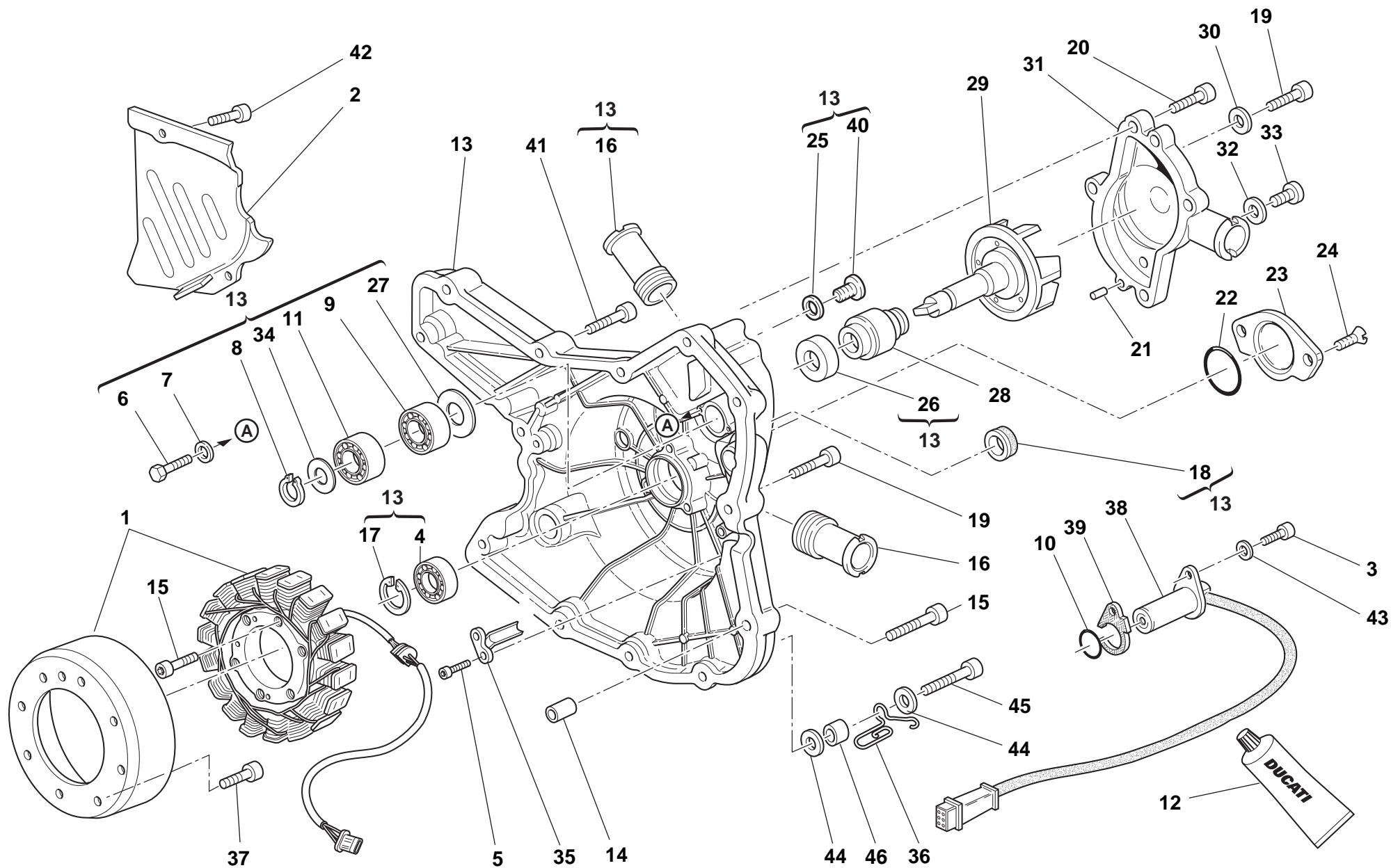
NOTES	N.	CODE NO.	DESCRIPTION	VALIDITY	Q.TY		NOTES	N.	CODE NO.	DESCRIPTION	VALIDITY	Q.TY	
	1	702.5.019.1A	Bearing		1								
	2	702.4.033.1A	Bearing		1								
	3	94247.0014	Fluid sealant		1								
	4	713.1.140.1A	Spacer		2								
	5	770.5.250.8B	Screw		2								
	6	780.1.005.1A	Cap		1								
	7	711.1.095.1A	Bush		2								
	8	93785.1830	Seal ring		1								
	9	75794.1542	Bearing		1								
	10	73503.3380	Circlip		2								
	11	702.4.020.1A	Bearing		1								
	12	710.1.069.1A	Bearing holder bush		1								
	13	771.5.139.8B	Screw		4								
	14	771.5.072.8B	Screw		8								
	15	771.5.080.8B	Screw		2								
	16	779.1.029.2A	Special screw		1								

CATALOGUE No:
ISSUED:**915.1.241.1A**
03 - 06CATALOGUE No:
ISSUED:**915.1.241.1A**
03 - 06

DRAWING

011



WATER PUMP - ALTERNATOR COVER



DRAWING

011

WATER PUMP - ALTERNATOR COVER

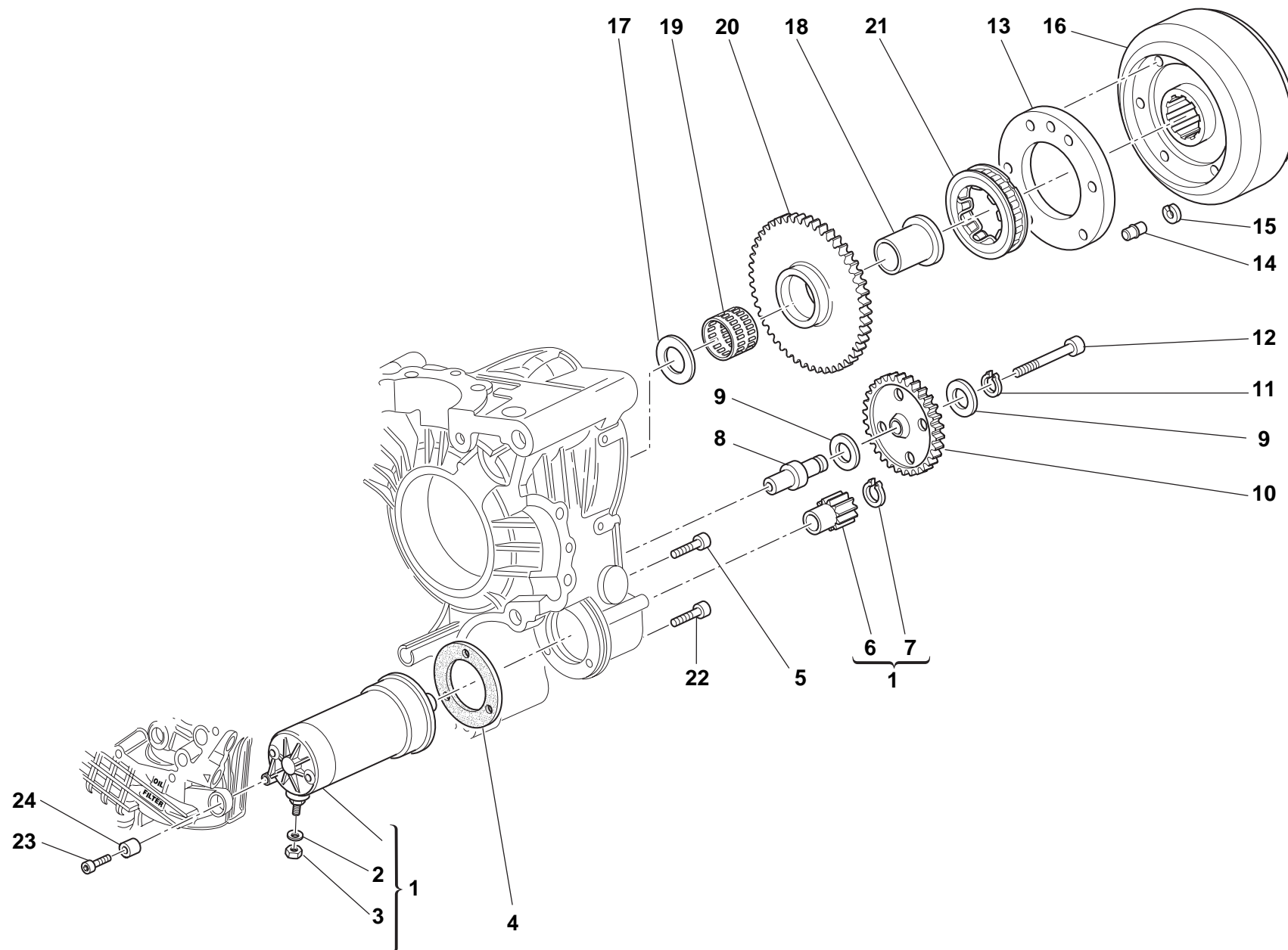
NOTES	N.	CODE NO.	DESCRIPTION	VALIDITY	Q.TY		NOTES	N.	CODE NO.	DESCRIPTION	VALIDITY	Q.TY	
	1	264.4.014.3B	Generator		1			26	930.5.005.1A	Seal		1	
	2	247.1.083.1AE	Chain cover (GREY)		1			27	713.1.128.1B	Spacer		1	
	3	771.5.065.8B	Screw		1			28	930.5.006.2B	Mechanical seal		1	
	4	702.5.008.1A	Bearing		1			29	251.2.011.1A	Water pump fan		1	
	5	771.5.040.8B	Screw		2			30	852.5.023.1A	Gasket		1	
	6	770.5.250.8B	Screw		2			31	247.2.166.2A	Water pump cover assy.		1	
	7	852.1.172.1A	Washer		2			32	852.5.024.1A	Gasket th.1		1	
	8	884.5.011.1A	A 10 Ring		1			33	780.5.001.1A	Cap		1	
	9	702.4.010.2A	Bearing		1			34	852.1.114.1A	Washer		1	
	10	886.4.033.1A	O-ring		1			35	830.1.144.1A	Bracket		1	
	11	702.4.009.1A	Bearing		1			36	881.1.051.1A	Fairlead		1	
	12	94247.0014	Fluid sealant		1			37	779.4.075.1A	Screw		8	
	13	242.2.062.2A	Alternator cover		1			38	552.4.020.1A	Sensor		1	
	14	711.1.160.1A	Locating bush		2			39	788.1.076.1A	Gasket th.0.6		1	
	15	771.5.071.8B	Screw		2			39	788.1.076.1AA	Gasket th.0.8		1	
	16	668.1.001.3A	Water pump delivery filler		2			39	788.1.076.1AB	Gasket th.1,0		1	
	17	73503.3380	Circlip		1			40	779.1.198.2A	Cap		1	
	18	93783.1524	Seal ring		1			41	779.4.116.1A	Screw		4	
	19	771.5.069.8B	Screw		10			42	771.5.064.8B	Screw		2	
	20	771.5.066.8B	Screw		5			43	853.1.003.1A	Spring washer		1	
	21	860.1.004.1A	Locating dowel		2			44	852.5.028.1A	Washer		1	
	22	886.4.035.1A	O-ring		1			45	771.5.071.8B	Screw		1	
	23	247.1.002.1BC	Cover		1			46	713.1.365.1A	Spacer		1	
	24	777.5.049.8B	Screw		2								
	25	852.1.120.1A	Aluminium gasket		1								

CATALOGUE No:
ISSUED:**915.1.241.1A**
03 - 06CATALOGUE No:
ISSUED:**915.1.241.1A**
03 - 06

DRAWING

012


ELECTRIC STARTER AND IGNITION



DRAWING

012

ELECTRIC STARTER AND IGNITION

NOTES	N.	CODE NO.	DESCRIPTION	VALIDITY	Q.TY		NOTES	N.	CODE NO.	DESCRIPTION	VALIDITY	Q.TY	
	1	270.4.005.1A	Complete starter motor		1								
	2	853.5.009.1A	Spring washer		1								
	3	750.5.005.1A	Nut		1								
	4	788.1.054.2A	Starter motor gasket		1								
	5	771.5.066.8B	Screw		3								
	6	176.1.001.1A	Starter motor sprocket		1								
	7	884.5.036.1A	Circlip		1								
	8	0660.50.020	Intermediate gear pin		1								
	9	856.1.071.1A	Washer		2								
	10	176.1.009.1A	Intermediate gear assembly		1								
	11	73500.1440	Circlip		1								
	12	771.5.078.8B	Screw		1								
	13	160.1.057.1A	Flange		1								
	14	863.1.002.1A	Locating pin		1								
	15	882.1.012.1A	Check ring		1								
	16	276.1.025.1B	Ignition flywheel		1								
	17	0619.50.065	Washer		1								
	18	881.1.010.1C	Inner ring		1								
	19	701.4.003.1A	Needle bearing		1								
	20	173.1.012.3A	Electric starter driven gear		1								
	21	701.4.007.1A	Starter clutch		1								
	22	771.5.069.8B	Screw		1								
	23	771.5.071.8B	Screw		1								
	24	700.1.036.1A	Threaded insert		3								

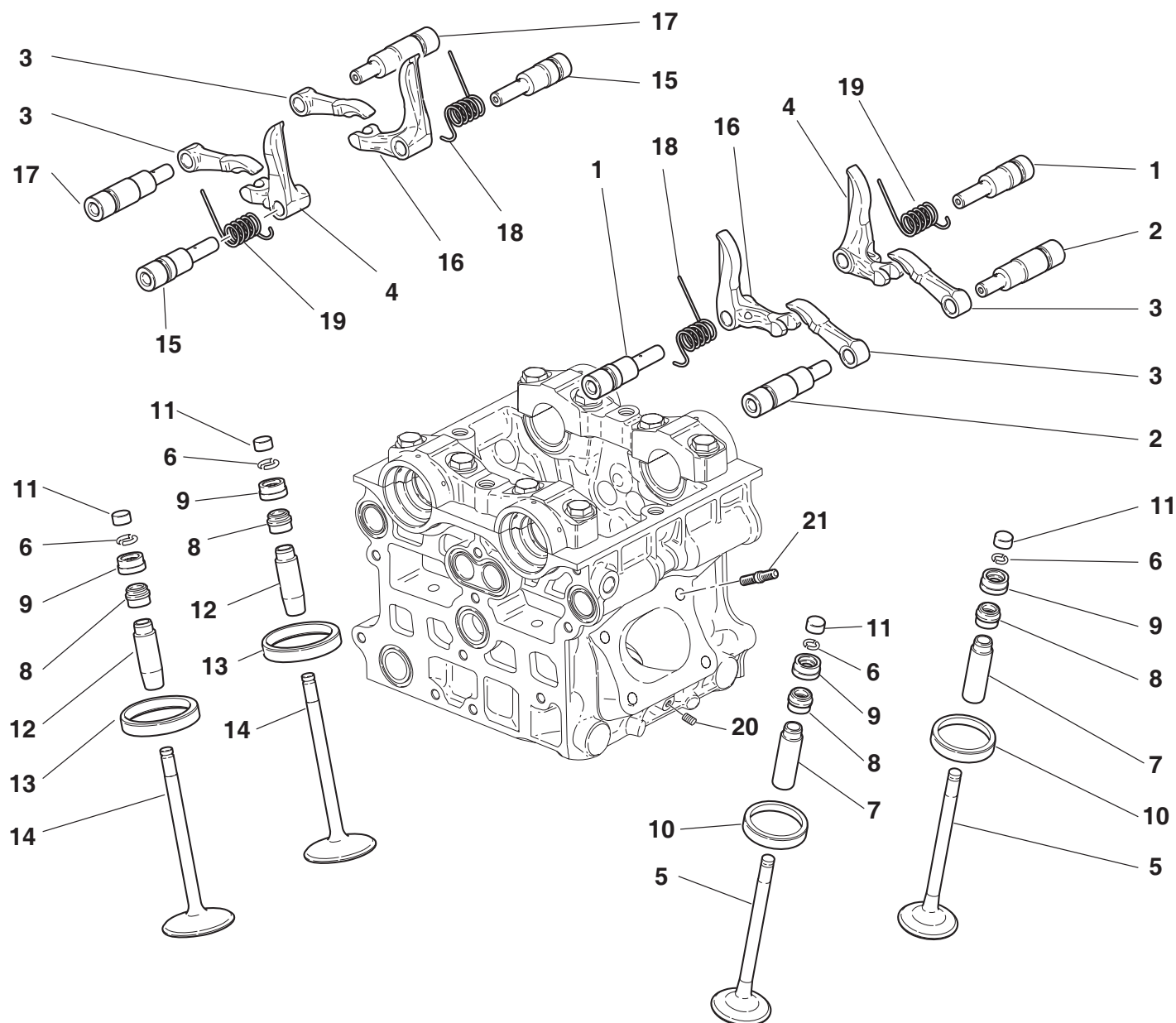
CATALOGUE No:
ISSUED:**915.1.241.1A**
03 - 06CATALOGUE No:
ISSUED:**915.1.241.1A**
03 - 06

DRAWING

013

HEAD: TIMING



11 Registro bilanc. apertura Adjustment Réglage Ventilkäppchen	9 Registro bilanc. chiusura Adjustment Réglage Ventilkäppchen
840.1.031.1A — 1,8	840.1.047.1B — 2,5
840.1.032.1A — 1,85	840.1.048.1B — 2,55
840.1.033.1A — 1,9	840.1.049.1B — 2,6
840.1.034.1A — 1,95	840.1.050.1B — 2,65
840.1.001.1A — 2	840.1.051.1B — 2,7
840.1.002.1A — 2,05	840.1.052.1B — 2,75
840.1.003.1A — 2,1	840.1.053.1B — 2,8
840.1.004.1A — 2,15	840.1.054.1B — 2,85
840.1.005.1A — 2,2	840.1.055.1B — 2,9
840.1.006.1A — 2,25	840.1.056.1B — 2,95
840.1.007.1A — 2,3	840.1.057.1B — 3
840.1.008.1A — 2,35	840.1.058.1B — 3,05
840.1.009.1A — 2,4	840.1.059.1B — 3,1
840.1.010.1A — 2,45	840.1.060.1B — 3,15
840.1.011.1A — 2,5	840.1.061.1B — 3,2
840.1.012.1A — 2,55	840.1.062.1B — 3,25
840.1.013.1A — 2,6	840.1.063.1B — 3,3
840.1.014.1A — 2,65	840.1.064.1B — 3,35
840.1.015.1A — 2,7	840.1.065.1B — 3,4
840.1.016.1A — 2,75	840.1.066.1B — 3,45
840.1.017.1A — 2,8	840.1.067.1B — 3,5
840.1.018.1A — 2,85	840.1.068.1B — 3,55
840.1.019.1A — 2,9	840.1.069.1B — 3,6
840.1.020.1A — 2,95	840.1.070.1B — 3,65
840.1.021.1A — 3	840.1.071.1B — 3,7
840.1.022.1A — 3,05	840.1.072.1B — 3,75
840.1.023.1A — 3,1	840.1.073.1B — 3,8
840.1.024.1A — 3,15	840.1.074.1B — 3,85
840.1.025.1A — 3,2	840.1.075.1B — 3,9
840.1.026.1A — 3,25	840.1.076.1B — 3,95
840.1.027.1A — 3,3	840.1.077.1B — 4
840.1.028.1A — 3,35	840.1.078.1B — 4,05
840.1.029.1A — 3,4	840.1.079.1B — 4,1
840.1.030.1A — 3,45	840.1.080.1B — 4,15
840.1.108.1A — 3,5	840.1.081.1B — 4,2
840.1.109.1A — 3,55	840.1.082.1B — 4,25
840.1.072.1A — 3,6	840.1.083.1B — 4,3
840.1.110.1A — 3,65	840.1.084.1B — 4,35
840.1.111.1A — 3,7	840.1.085.1B — 4,4
840.1.112.1A — 3,75	
840.1.073.1A — 3,8	



DRAWING

013

HEAD: TIMING

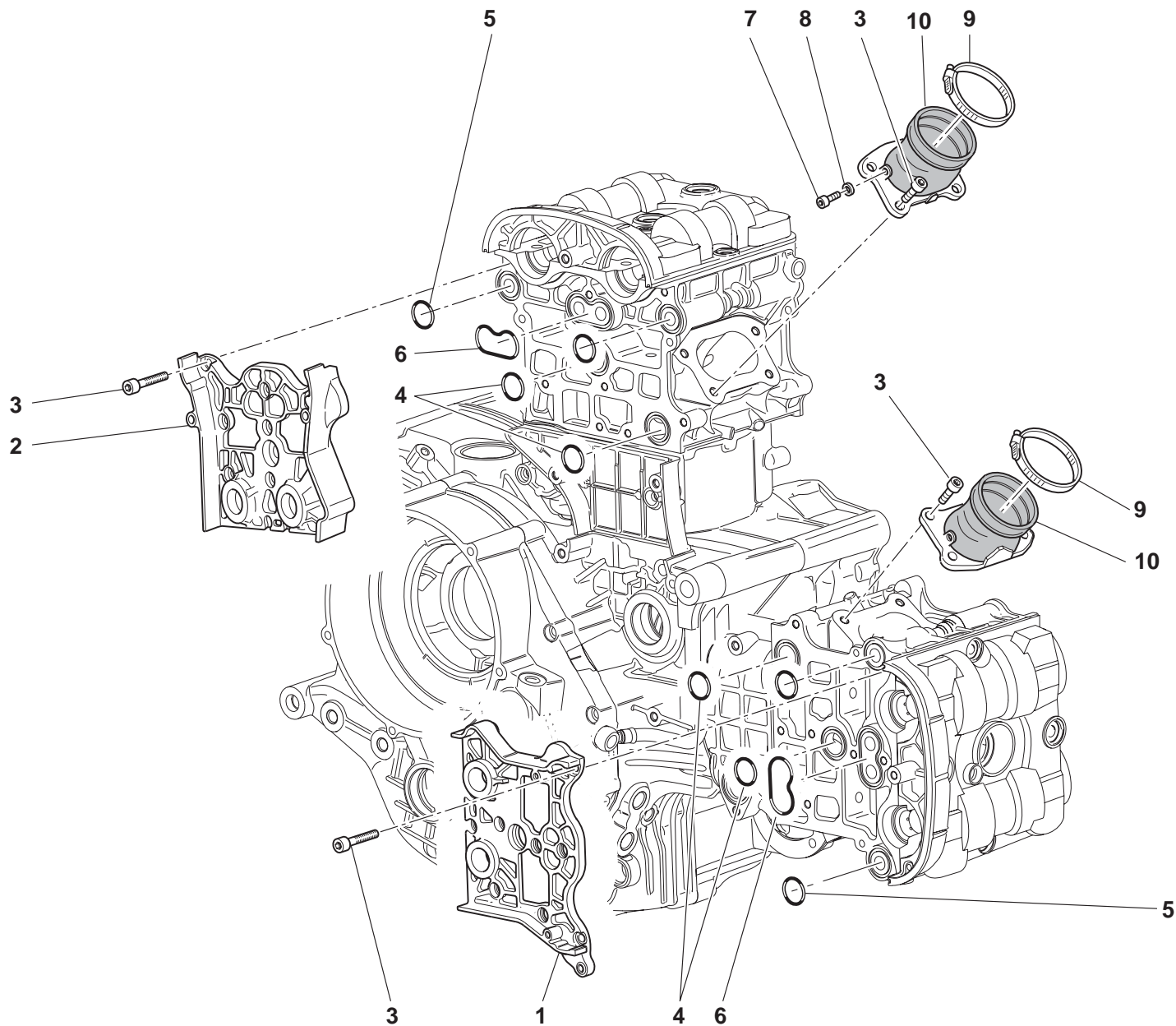
NOTES	N.	CODE NO.	DESCRIPTION	VALIDITY	Q.TY		NOTES	N.	CODE NO.	DESCRIPTION	VALIDITY	Q.TY	
	1	821.1.099.4A	Closing rocker shaft		4			18	799.1.095.1A	R.H. Valve return spring		4	
	2	821.1.098.3A	Exhaust opening rocker shaft		4			19	799.1.096.1A	L.H. Valve return spring		4	
	3	208.1.009.6A	Opening rocker		8			20	778.5.012.1A	Threaded dowel		2	
	4	209.1.014.6A	L.H. Closing rocker		4			21	766.4.019.1A	Stud bolt		8	
	5	211.1.031.1A	Exhaust valve		4								
	6	669.1.001.1E	Split rings		16								
	7	303.1.025.1AB	Exhaust valve guide magg. 0,03		4								
	7	303.1.025.1AC	Exhaust valve guide magg. 0,06		4								
	7	303.1.025.1AD	Exhaust valve guide magg. 0,09		4								
	8	764.1.002.1A	Rubber pad		8								
	9	840.2.002.1B	See table		8								
	10	304.1.033.1A	Exhaust valve seat		4								
	10	304.1.033.1AB	Oversize exhaust valve seat 0.03		4								
	10	304.1.033.1AC	Oversize exhaust valve seat 0.06		4								
	11	840.2.001.1A	See table		8								
	12	303.1.024.1AB	Intake valve guide magg. 0,03		4								
	12	303.1.024.1AC	Intake valve guide magg. 0,06		4								
	12	303.1.024.1AD	Intake valve guide magg. 0,09		4								
	13	304.1.031.1A	Intake valve seat		4								
	13	304.1.031.1AB	Oversize intake valve seat 0.03		4								
	13	304.1.031.1AC	Oversize intake valve seat 0.06		4								
	14	210.1.027.1A	Intake valve		4								
	15	821.1.093.4A	Closing rocker shaft		4								
	16	209.1.013.6A	R.H. Closing rocker		4								
	17	821.1.092.3A	Opening rocker shaft		4								

CATALOGUE No:
ISSUED:**915.1.241.1A**
03 - 06CATALOGUE No:
ISSUED:**915.1.241.1A**
03 - 06

DRAWING

014


COLLECTORS AND HEAD COVERS




DRAWING

014

COLLECTORS AND HEAD COVERS

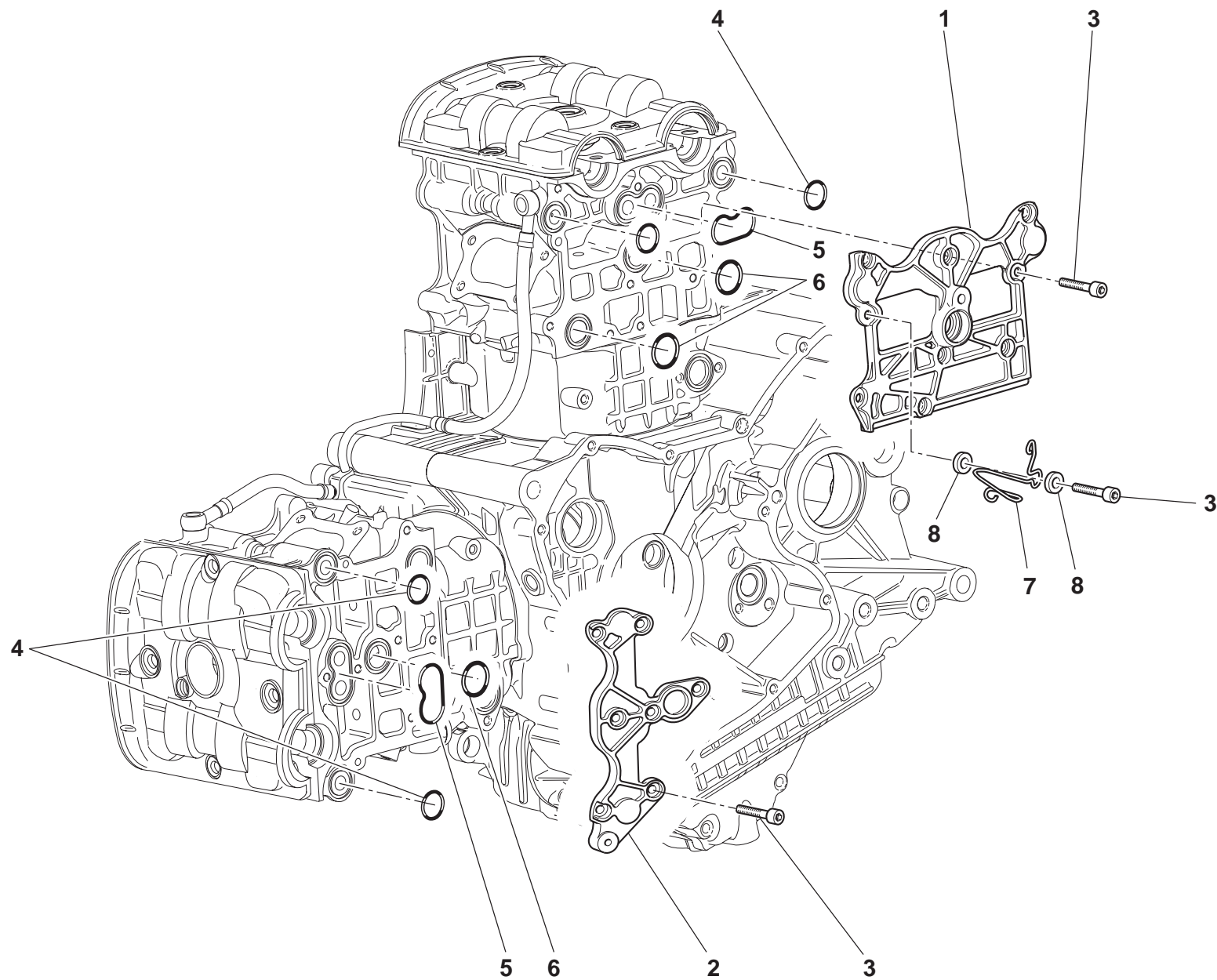
NOTES	N.	CODE NO.	DESCRIPTION	VALIDITY	Q.TY	
	1	247.1.212.1A	Cover		1	
	2	247.1.211.1A	Cover		1	
	3	771.5.065.8B	Screw		28	
	4	93823.2087	O-ring		7	
	5	463.2.050.5A	O-ring		8	
	6	788.1.064.1A	Gasket		4	
	7	773.5.061.8B	Screw		2	
	8	852.5.025.1A	Aluminium gasket th.1		2	
	9	741.4.067.1A	Hose guide		2	
	10	140.1.049.1A	Intake manifold		2	

NOTES	N.	CODE NO.	DESCRIPTION	VALIDITY	Q.TY	
-------	----	----------	-------------	----------	------	---

DRAWING

014a


HEAD COVERS




DRAWING

014a

HEAD COVERS

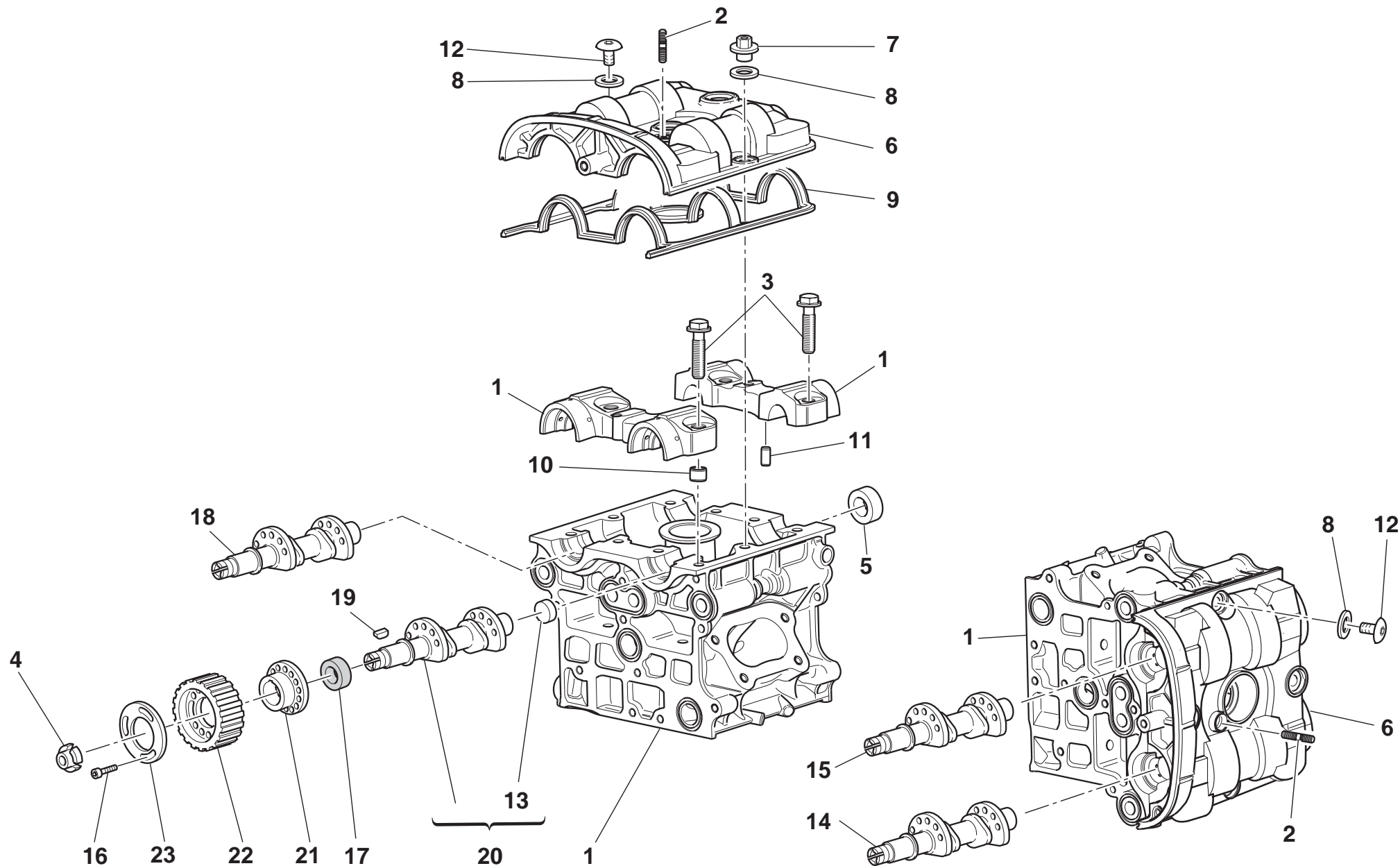
NOTES	N.	CODE NO.	DESCRIPTION	VALIDITY	Q.TY	
	1	247.1.163.1A	Cover		1	
	2	247.1.161.1A	Cover		1	
	3	771.5.065.8B	Screw		15	
	4	463.2.050.5A	O-ring		4	
	5	788.1.064.1A	Gasket		2	
	6	93823.2087	O-ring		3	
	7	881.1.051.1A	Fairlead		1	
	8	852.1.176.1A	Washer		2	

NOTES	N.	CODE NO.	DESCRIPTION	VALIDITY	Q.TY	
-------	----	----------	-------------	----------	------	---

DRAWING


015

HEAD



DRAWING

015**HEAD**

NOTES	N.	CODE NO.	DESCRIPTION	VALIDITY	Q.TY		NOTES	N.	CODE NO.	DESCRIPTION	VALIDITY	Q.TY	
	1	301.2.220.1A	Head		2								
	2	766.1.046.1A	Stud bolt		2								
	3	779.1.421.1A	Special screw		16								
	4	703.5.002.2A	Ring nut		4								
	5	930.4.020.1A	Cap		4								
	6	247.1.282.1A	Head cover		2								
	7	750.1.136.1A	Nut		3								
	8	856.1.061.2A	Washer		8								
	9	788.1.095.1A	Head gasket		2								
	10	711.1.091.2A	Bush		8								
	11	418.4.052.7A	Pin		4								
	12	779.1.417.1B	Special screw		5								
	13	873.1.005.1A	Cap		4								
	14	148.2.080.1B	Horizontal exhaust camshaft		1								
	15	148.2.078.2B	Horizontal intake camshaft		1								
	16	779.5.030.2A	Screw		12								
	17	930.5.007.1A	Seal ring		4								
	18	148.2.081.1B	Vertical exhaust camshaft		1								
	19	680.5.003.1A	Woodruff key		4								
	20	148.2.079.2B	Vertical intake camshaft		1								
	21	160.1.094.1A	Spacer		4								
	22	255.1.019.2A	Timing belt roller		4								
	23	856.1.074.2A	Washer		4								

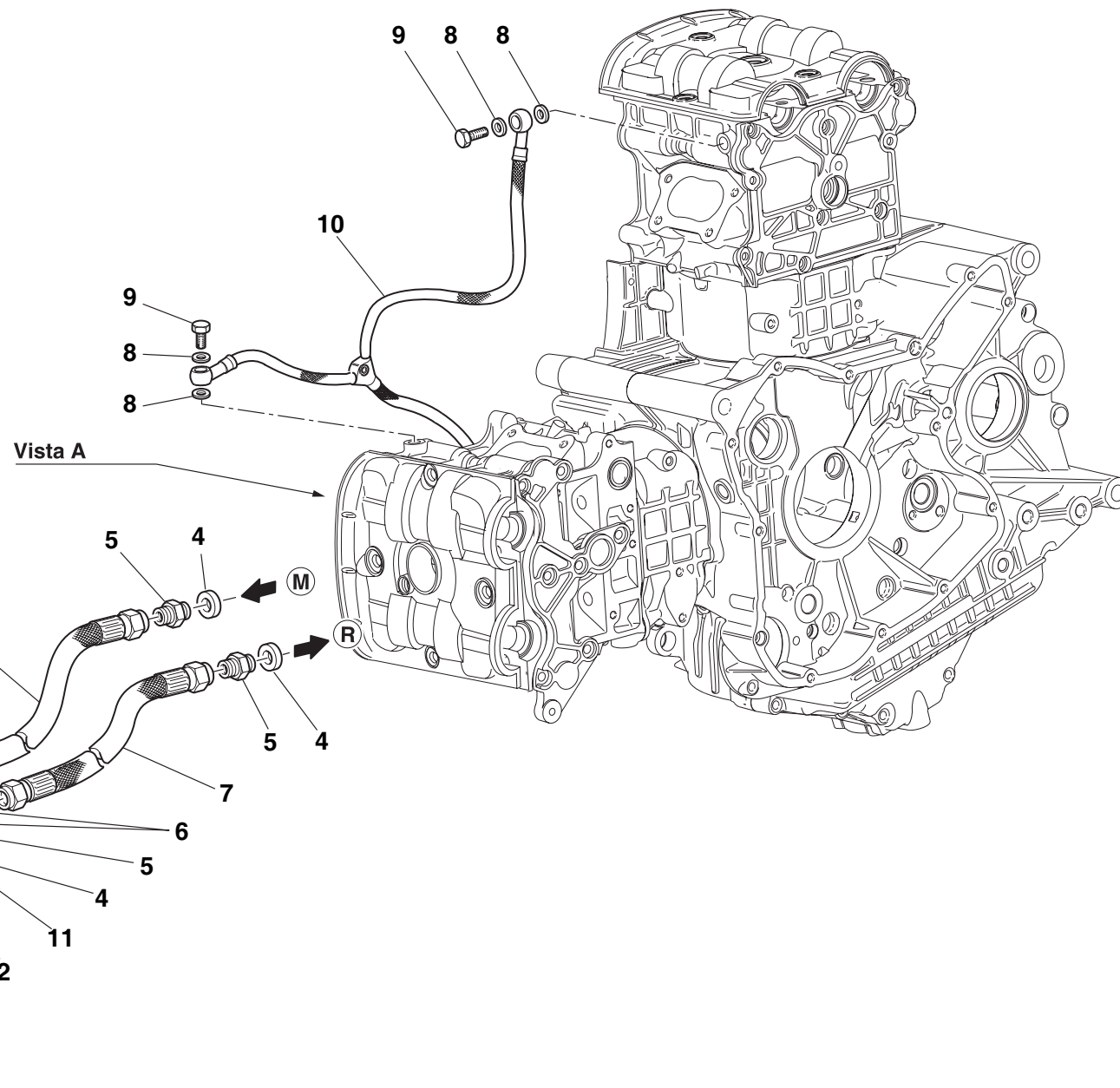
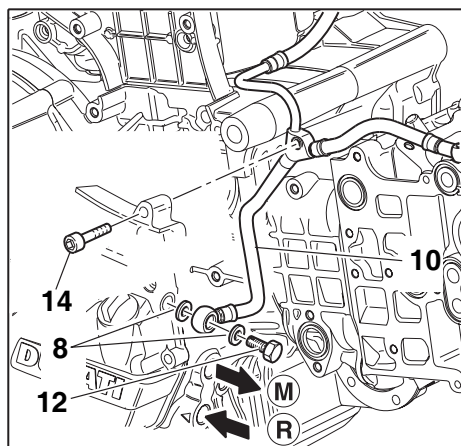
CATALOGUE No:
ISSUED:**915.1.241.1A**
03 - 06CATALOGUE No:
ISSUED:**915.1.241.1A**
03 - 06

DRAWING

016

OIL COOLER



Vista A



DRAWING

016

OIL COOLER

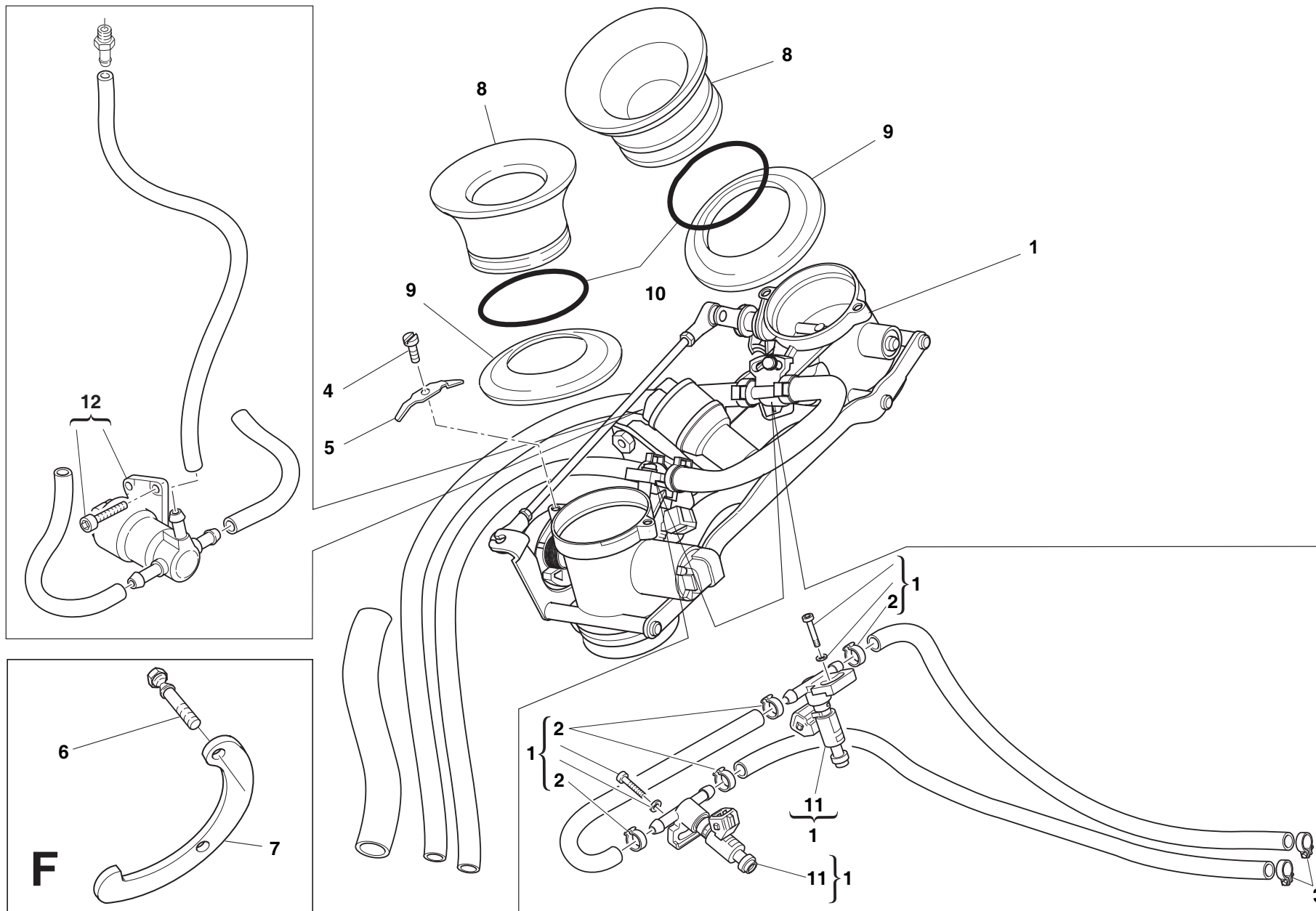
NOTES	N.	CODE NO.	DESCRIPTION	VALIDITY	Q.TY		NOTES	N.	CODE NO.	DESCRIPTION	VALIDITY	Q.TY	
	1	548.4.063.1A	Oil cooler		1								
	2	764.1.022.1A	Vibration damper pad		2								
	3	716.1.003.1A	Spacer		1								
	4	787.1.011.1A	Aluminium gasket		4								
	5	815.1.022.1A	Nipple		4								
	6	886.5.015.1A	O-Ring		4								
	7	549.1.030.1A	Oil delivery pipe		2								
	8	852.5.024.1A	Gasket th.1		6								
	9	779.1.318.1A	Special screw		2								
	10	875.1.048.2A	Oil delivery pipe		1								
	11	821.1.159.1A	Pin		1								
	12	781.1.009.1A	Special screw		1								
	13	775.1.022.1A	Screw		1								
	14	771.5.041.8B	Screw		1								

CATALOGUE No:
ISSUED:**915.1.241.1A**
03 - 06CATALOGUE No:
ISSUED:**915.1.241.1A**
03 - 06

DRAWING

017


THROTTLE BODY



DRAWING

017

THROTTLE BODY

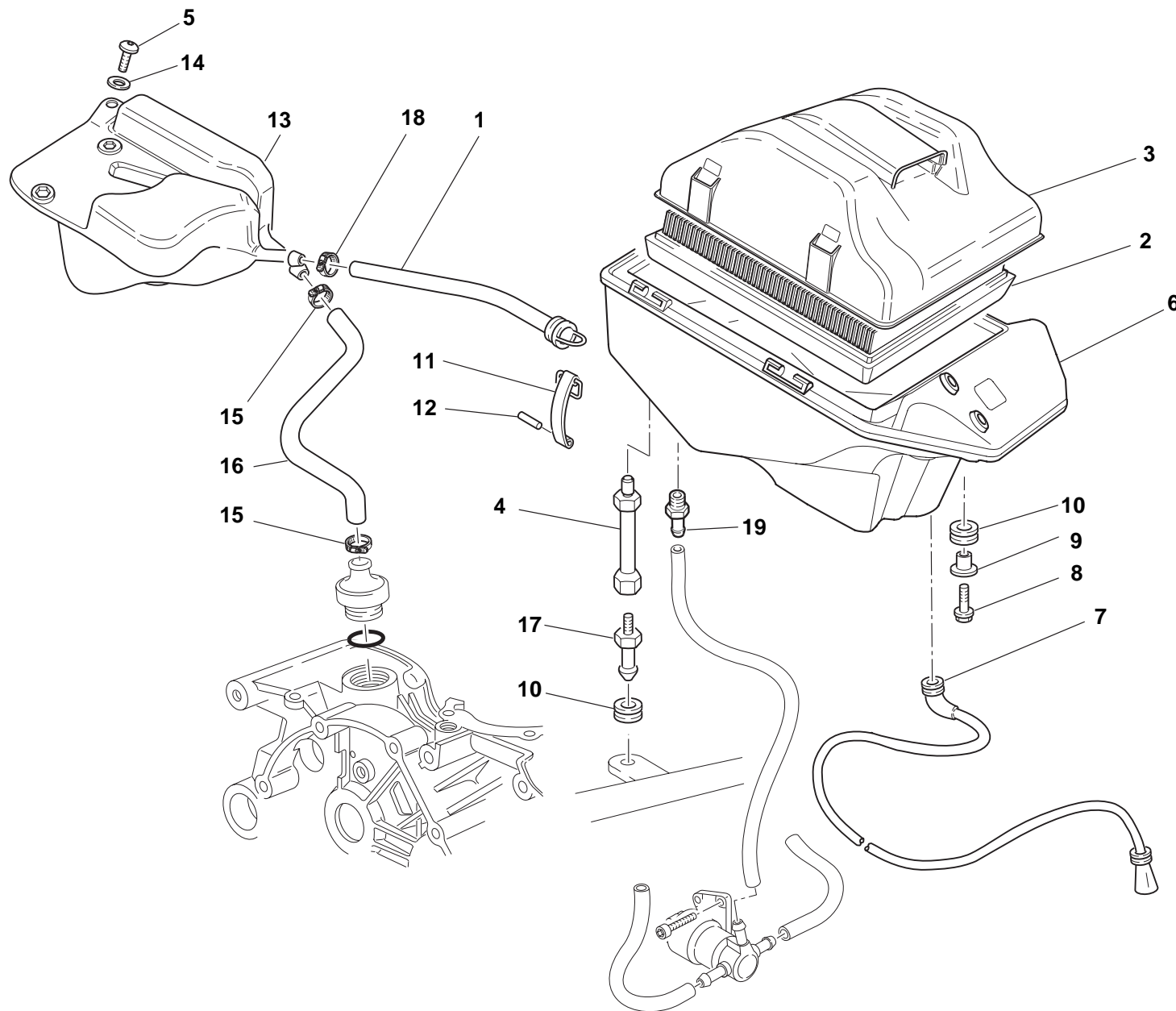
NOTES	N.	CODE NO.	DESCRIPTION	VALIDITY	Q.TY		NOTES	N.	CODE NO.	DESCRIPTION	VALIDITY	Q.TY	
	1	282.4.056.1B	Throttle body		1								
	2	287.4.024.1B	Hose guide		4								
	3	741.4.013.1B	Clamp		1								
	4	470412	Screw		4								
	5	799.1.052.2A	Spring		4								
F	6	779.1.486.1A	Screw		2								
F	7	827.1.396.1A	Plate		1								
	8	802.1.015.1A	Air tunnel		2								
	9	791.1.070.1A	Gasket		2								
	10	886.5.004.1A	O-ring		2								
	11	280.4.016.1A	Injector		1								
	12	283.4.011.1A	Stepper motor		1								
	13	877.1.109.1A	Sheath		1								

CATALOGUE No:
ISSUED:**915.1.241.1A**
03 - 06CATALOGUE No:
ISSUED:**915.1.241.1A**
03 - 06

DRAWING

018

AIR INDUCTIO AND OIL VENT



DRAWING

018

AIR INDUCTIO AND OIL VENT

NOTES	N.	CODE NO.	DESCRIPTION	VALIDITY	Q.TY		NOTES	N.	CODE NO.	DESCRIPTION	VALIDITY	Q.TY	
	1	876.1.082.1A	Filter/fuel tank outlet pipe		1								
	2	426.1.010.1A	Filter element		1								
	3	246.2.011.1A	Filter case cover		1								
	4	684.1.085.1A	Stud bolt		2								
	5	771.5.069.8B	Screw		1								
	6	442.2.048.1B	Air filter box		1								
	7	877.2.002.1A	Pipe		1								
	8	772.5.031.1B	Screw		1								
	9	716.1.022.1B	Spacer		1								
	10	764.1.090.1A	Rubber pad		3								
	11	760.1.003.1B	Hook		4								
	12	74223.1045	Spring pin		4								
	13	585.1.031.1A	Oil breather tank		1								
	14	852.5.029.1A	Washer		1								
	15	741.4.002.1A	Hose guide		2								
	16	876.1.066.1A	Breather pipe		1								
	17	821.1.075.1A	Pin		2								
	18	741.4.024.1A	Hose guide		1								
	19	779.1.335.1A	Pressure pick-up point		1								

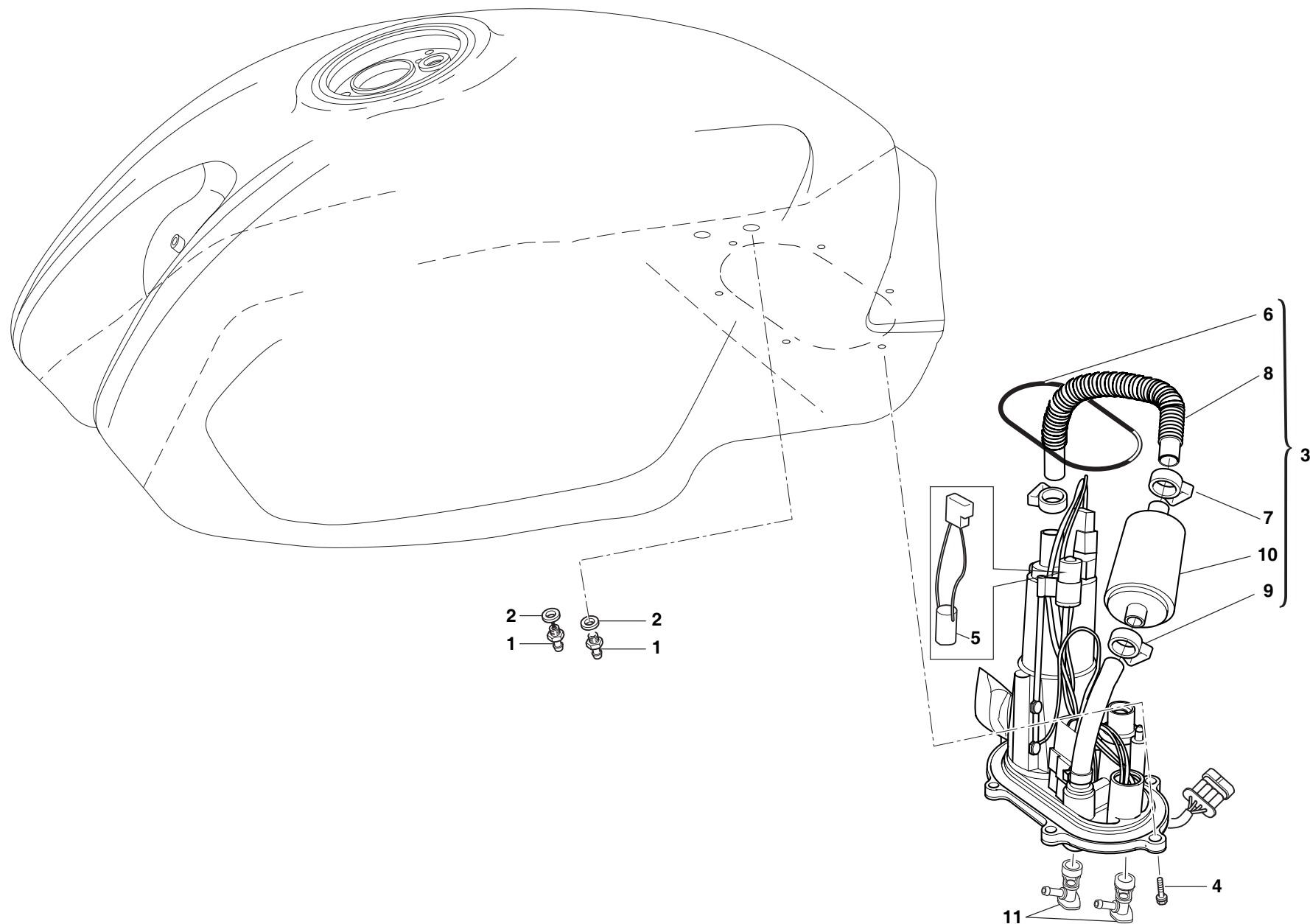
CATALOGUE No: **915.1.241.1A**
ISSUED: **03 - 06**

CATALOGUE No: **915.1.241.1A**
ISSUED: **03 - 06**

DRAWING

019



FUEL SYSTEM



DRAWING

019

FUEL SYSTEM

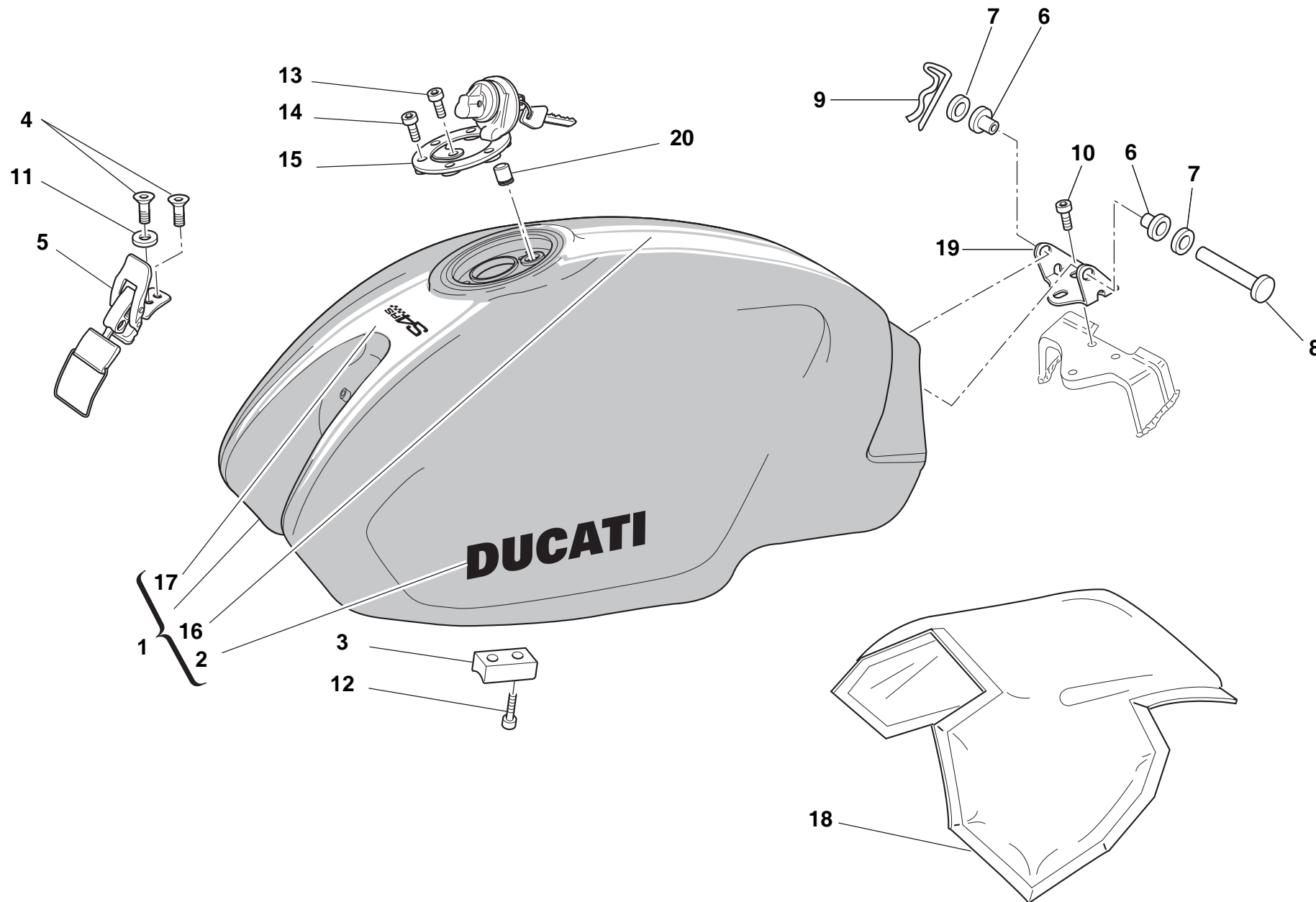
NOTES	N.	CODE NO.	DESCRIPTION	VALIDITY	Q.TY		NOTES	N.	CODE NO.	DESCRIPTION	VALIDITY	Q.TY	
	1	814.1.179.1A	Union		2								
	2	886.1.013.1A	Gasket		2								
	3	160.2.367.1A	Complete flange		1								
	4	775.1.020.1A	Screw		6								
	5	552.4.048.1A	Thermistor		1								
	6	886.4.049.1A	O-ring		1								
	7	741.4.093.1A	Collar		1								
	8	590.1.195.1A	Pipe		1								
	9	741.4.092.1A	Collar		1								
	10	425.4.010.1A	Filter		1								
	11	814.1.171.1A	Union		2								

CATALOGUE No:
ISSUED:**915.1.241.1A**
03 - 06CATALOGUE No:
ISSUED:**915.1.241.1A**
03 - 06

DRAWING

020



FUEL TANK



DRAWING

020

FUEL TANK

NOTES	N.	CODE NO.	DESCRIPTION	VALIDITY	Q.TY		NOTES	N.	CODE NO.	DESCRIPTION	VALIDITY	Q.TY	
	1	586.1.063.1BG	Fuel tank (BLACK/GREY STRIP)		1			18	486.1.056.2A	Panel (BLACK)		1	
	1	586.1.063.1BJ	Fuel tank (RED/WHITE STRIP)		1			19	830.1.207.1B	Bracket		1	
	1	586.1.063.1BL	Fuel tank (PEARL/RED STRIP)		1			20	791.1.039.1A	Gasket		1	
	2	435.1.097.1AA	Sticker "DUCATI" (BLACK)		2								
	2	436.1.148.1A	Sticker "DUCATI" (RED)		2								
	2	437.1.132.1A	Sticker "DUCATI" (PEARL)		2								
	3	866.1.040.1A	Pad		2								
	4	777.5.019.7E	Screw		2								
	5	760.4.006.1B	Hook		1								
	6	712.1.013.2A	Bush		2								
	7	80C0.05893	Shim		2								
	8	821.1.028.1D	Pin		1								
	9	685.1.006.1A	Split pin		1								
	10	771.5.062.8B	Screw		3								
	11	852.5.019.1A	Washer		1								
	12	779.5.004.1A	Screw		4								
	13	771.5.040.2B	Screw		1								
	14	771.5.045.7E	Screw		3								
	15	895.4.001.2A	Tank cap		1								
	16	436.1.171.1A	White strip		1								
	16	436.1.171.1AB	Red strip		1								
	16	436.1.171.1AG	Grey strip		1								
	17	436.1.172.1A	White strip		1								
	17	436.1.172.1AB	Red strip		1								
	17	436.1.172.1AG	Grey strip		1								

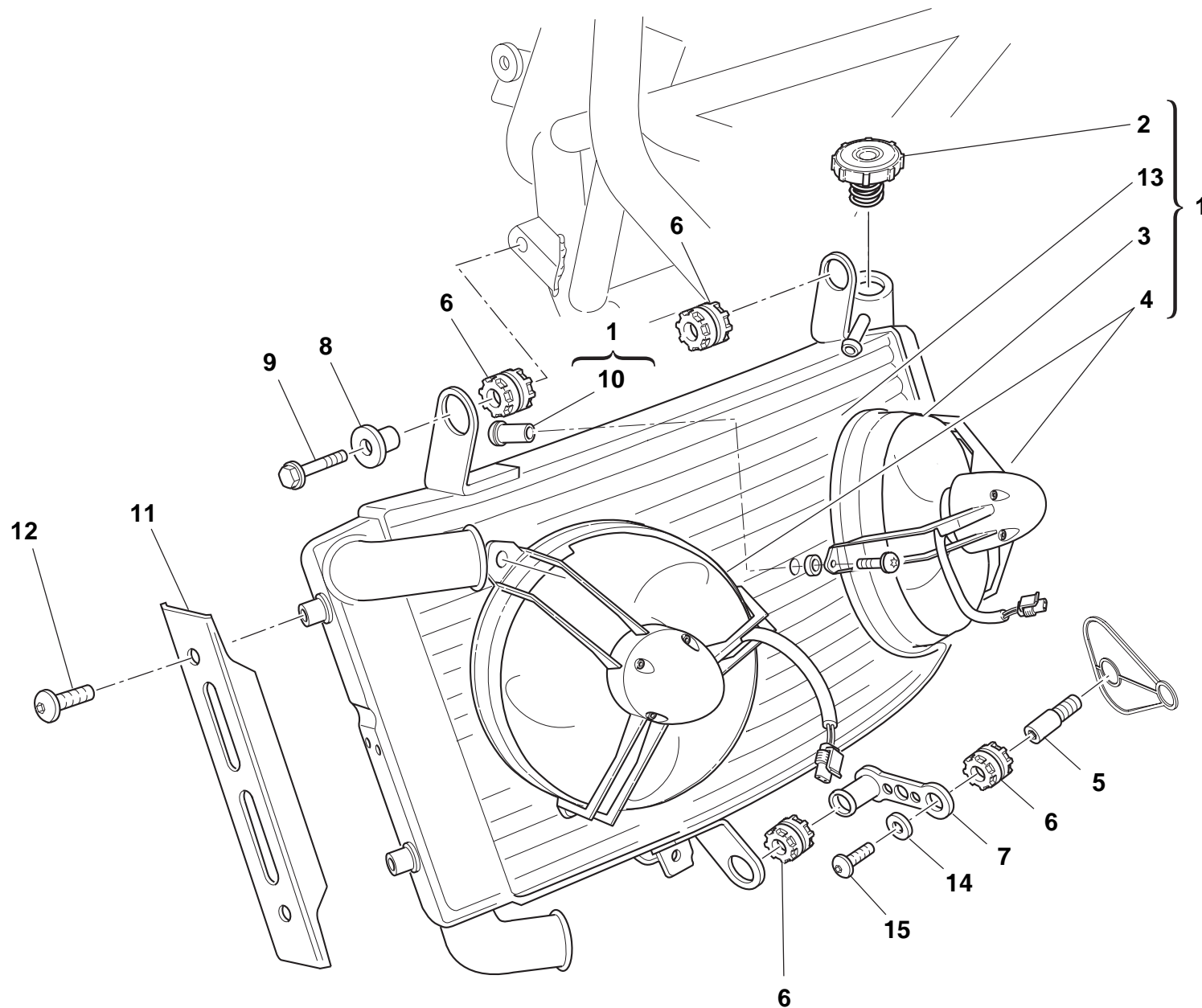
CATALOGUE No: **915.1.241.1A**
ISSUED: **03 - 06**

CATALOGUE No: **915.1.241.1A**
ISSUED: **03 - 06**

DRAWING

021



WATER RADIATOR



DRAWING

021

WATER RADIATOR

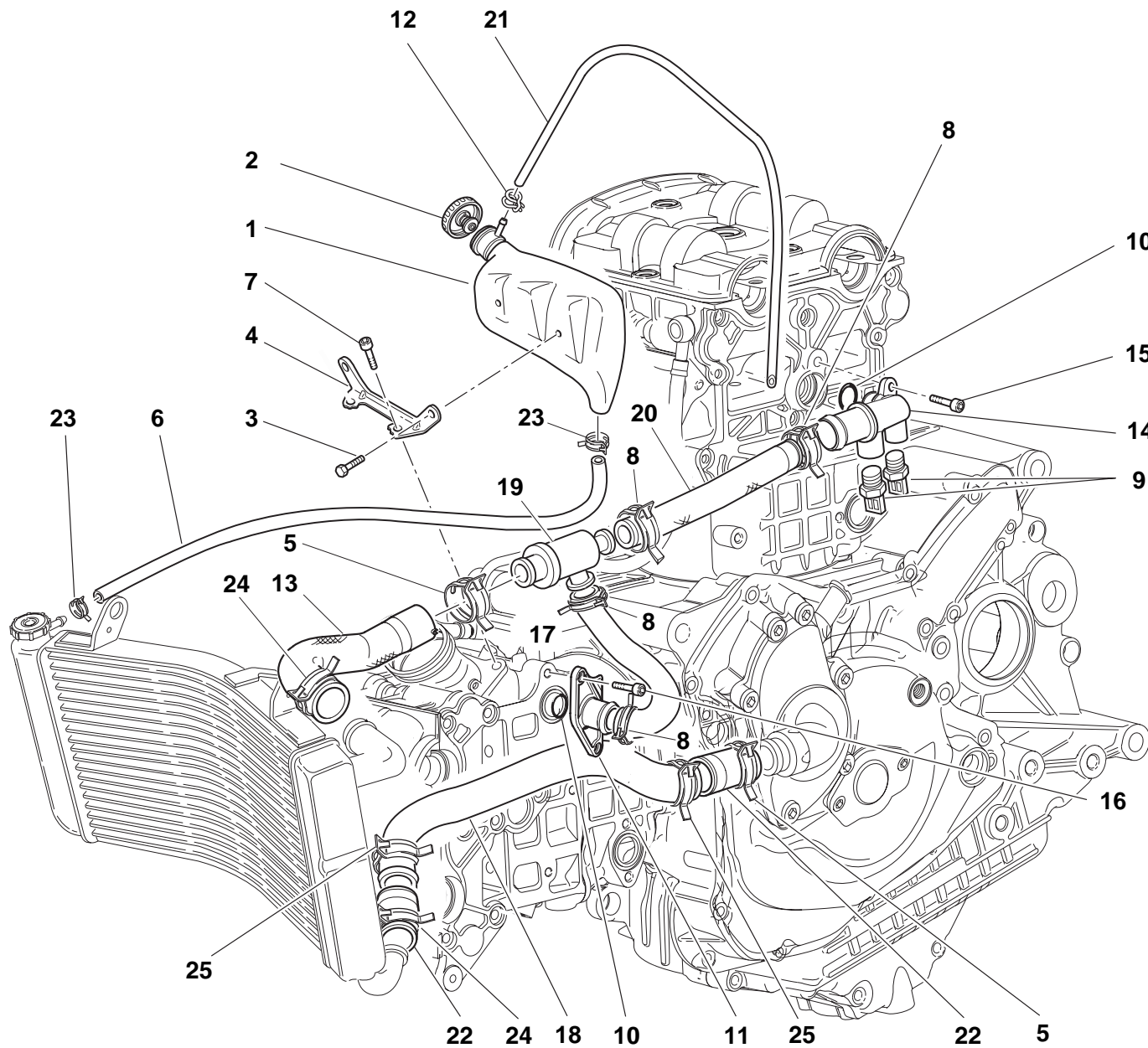
NOTES	N.	CODE NO.	DESCRIPTION	VALIDITY	Q.TY		NOTES	N.	CODE NO.	DESCRIPTION	VALIDITY	Q.TY	
	1	548.4.070.1A	Water radiator		1								
	2	893.4.006.1A	Radiator cap		1								
	3	779.4.076.1A	Screw		6								
	4	550.4.012.1A	Electric fan		2								
	5	779.1.482.1A	Special screw		1								
	6	764.1.022.1A	Vibration damper pad		4								
	7	830.1.404.1B	Holder		1								
	8	713.1.304.1A	Spacer		1								
	9	772.5.033.1A	Screw		1								
	10	830.4.001.1A	Holder		6								
	11	246.1.074.1A	Protection		2								
	12	0000.56525	Screw		4								
	13	713.4.003.1A	Spacer		6								
	14	852.4.171.1A	Washer		1								
	15	775.1.035.1A	Screw		1								

CATALOGUE No:
ISSUED:**915.1.241.1A**
03 - 06CATALOGUE No:
ISSUED:**915.1.241.1A**
03 - 06

DRAWING



022

COOLING CIRCUIT



DRAWING

022**COOLING CIRCUIT**

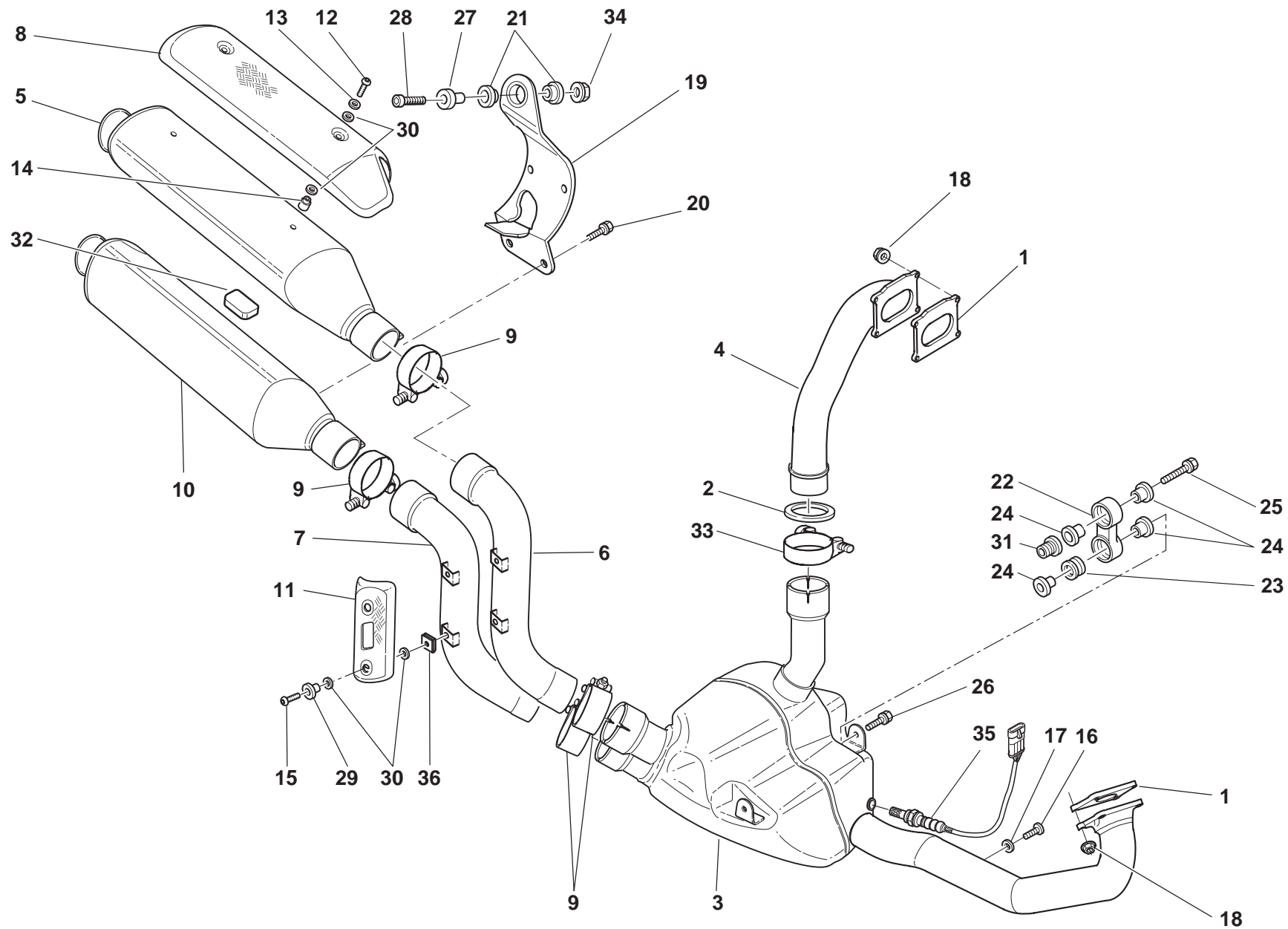
NOTES	N.	CODE NO.	DESCRIPTION	VALIDITY	Q.TY		NOTES	N.	CODE NO.	DESCRIPTION	VALIDITY	Q.TY	
	1	585.1.030.1A	Water tank		1								
	2	893.1.007.1A	Tank cap		1								
	3	772.5.032.1A	Screw		2								
	4	827.1.395.1A	Bracket		1								
	5	741.4.151.1A	Clamp		2								
	6	800.1.066.1A	Hose		1								
	7	771.5.066.8B	Screw		2								
	8	741.4.149.1A	Clamp		4								
	9	552.4.013.1A	Sensor		2								
	10	93823.2087	O-ring		2								
	11	814.1.259.1A	Water outlet union		1								
	12	741.4.043.1A	Hose guide		1								
	13	800.1.145.1A	Cooler/thermostat hose		1								
	14	814.1.260.1A	Water outlet union		1								
	15	771.5.071.8B	Screw		1								
	16	771.5.065.8B	Screw		2								
	17	800.1.144.1A	Thermostat/pump hose		1								
	18	549.1.061.1A	Pump/cooler hose		1								
	19	553.4.004.1A	Thermostat		1								
	20	800.1.146.1A	Thermostat/pump hose		1								
	21	590.1.184.1A	Exhaust pipe		1								
	22	800.1.147.1A	Hose		2								
	23	741.4.001.1A	Hose guide		2								
	24	741.4.025.1A	Hose guide		2								
	25	741.4.160.1A	Clamp		2								

CATALOGUE No:
ISSUED:**915.1.241.1A**
03 - 06CATALOGUE No:
ISSUED:**915.1.241.1A**
03 - 06

DRAWING

023



EXHAUST SYSTEM



DRAWING

023

EXHAUST SYSTEM

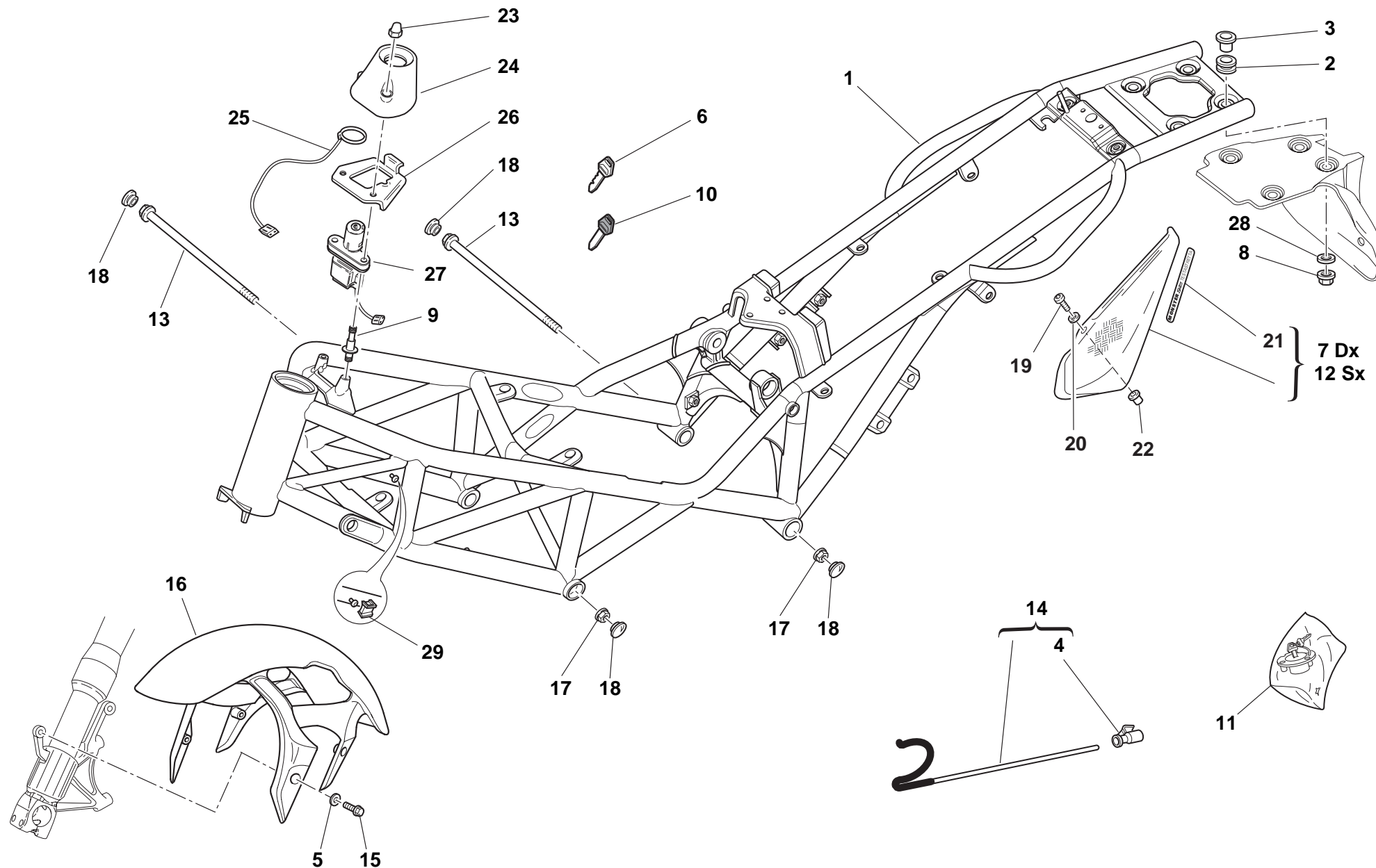
NOTES	N.	CODE NO.	DESCRIPTION	VALIDITY	Q.TY		NOTES	N.	CODE NO.	DESCRIPTION	VALIDITY	Q.TY	
	1	790.1.004.1A	Exhaust gasket		2			26	772.5.033.1A	Screw		2	
	2	790.1.018.1A	Gasket		1			27	684.1.044.1A	Spacer		1	
	3	572.1.142.1B	Presilencer		1			28	771.5.727.8B	Screw		1	
	4	571.1.095.1C	Vertical head exhaust pipe		1			29	716.1.107.1B	Spacer		4	
	5	573.1.077.1B	Top RH silencer (REMUS)		1			30	852.1.072.1A	Washer		12	
	6	571.1.096.1B	Vertical head exhaust pipe		1			31	779.1.247.1B	Screw		2	
	7	570.1.096.1B	Horizontal head exhaust pipe		1			32	764.1.071.1A	Rubber pad		1	
	8	247.1.181.1B	Exhaust guard		1			33	741.4.146.1A	Clamp		1	
	9	741.4.137.1A	Clamp		4			34	748.4.034.1B	Nut		1	
	10	573.1.078.1B	Bottom Rh silencer (REMUS)		1			35	552.1.111.1A	Oxygen sensor		1	
	11	247.1.217.1B	Exhaust guard		2			36	850.4.047.1A	Quick fastening		4	
	12	775.1.022.1B	Screw		2								
	13	852.5.009.1A	Washer		2								
	14	716.1.119.1A	Spacer		2								
	15	775.1.035.1C	Screw		4								
	16	780.1.007.1A	Cap		2								
	17	852.5.024.1A	Gasket th.1		2								
	18	748.1.024.1A	Self locking nut		8								
	19	576.1.042.1A	Bracket		1								
	20	772.5.037.1AB	Screw		4								
	21	764.1.001.1A	Rubber pad		2								
	22	80A0.62649	Holder		2								
	23	764.1.024.1A	Vibration damper pad		4								
	24	713.1.082.1A	Spacer		8								
	25	772.5.038.1A	Screw		2								

CATALOGUE No:
ISSUED:**915.1.241.1A**
03 - 06CATALOGUE No:
ISSUED:**915.1.241.1A**
03 - 06

DRAWING



024

FRAME



DRAWING

024**FRAME**

NOTES	N.	CODE NO.	DESCRIPTION	VALIDITY	Q.TY		NOTES	N.	CODE NO.	DESCRIPTION	VALIDITY	Q.TY	
	1	470.1.077.1BB	Frame (BLACK)		1			25	518.4.004.2B	Antenna		1	
	1	470.1.077.1BF	Frame (RED)		1			26	827.1.211.1A	Plate		1	
	2	764.1.029.1A	Vibration damper pad		4			27	652.4.006.1A	Key-operated switch		1	
	3	713.1.332.1A	Spacer		4			28	852.5.029.1A	Washer		4	
	4	764.1.015.1B	Rubber pad		1			29	850.4.067.1A	Clamp		7	
	5	856.1.042.1A	Nylon washer		4								
	6	598.4.016.1A	Key with Transponder		1								
	7	482.2.121.1A	R.H. body panel (CARBON)		1								
	8	749.4.031.1A	Nut		4								
	9	779.1.221.1B	Special screw		2								
	10	598.4.018.1A	Key without Transponder		2								
	11	598.2.030.1A	Locks kit		1								
	12	482.2.122.1A	L.H. body panel (CARBON)		1								
	13	779.1.213.1A	Screw		2								
	14	117.2.049.1A	Rod		1								
	15	772.5.037.1AB	Screw		4								
	16	564.1.060.1A	Front mudguard (CARBON)		1								
	17	748.4.002.1A	Nut		2								
	18	872.1.026.1A	Cap		4								
	19	775.1.002.1A	Screw		4								
	20	0000.63161	Washer		4								
	21	436.1.170.1A	Sticker "DUCATI MONSTER S4RS"		2								
	22	850.4.082.1A	Insert		4								
	23	749.4.002.1A	Nut		2								
	24	246.1.060.2A	Cover		1								

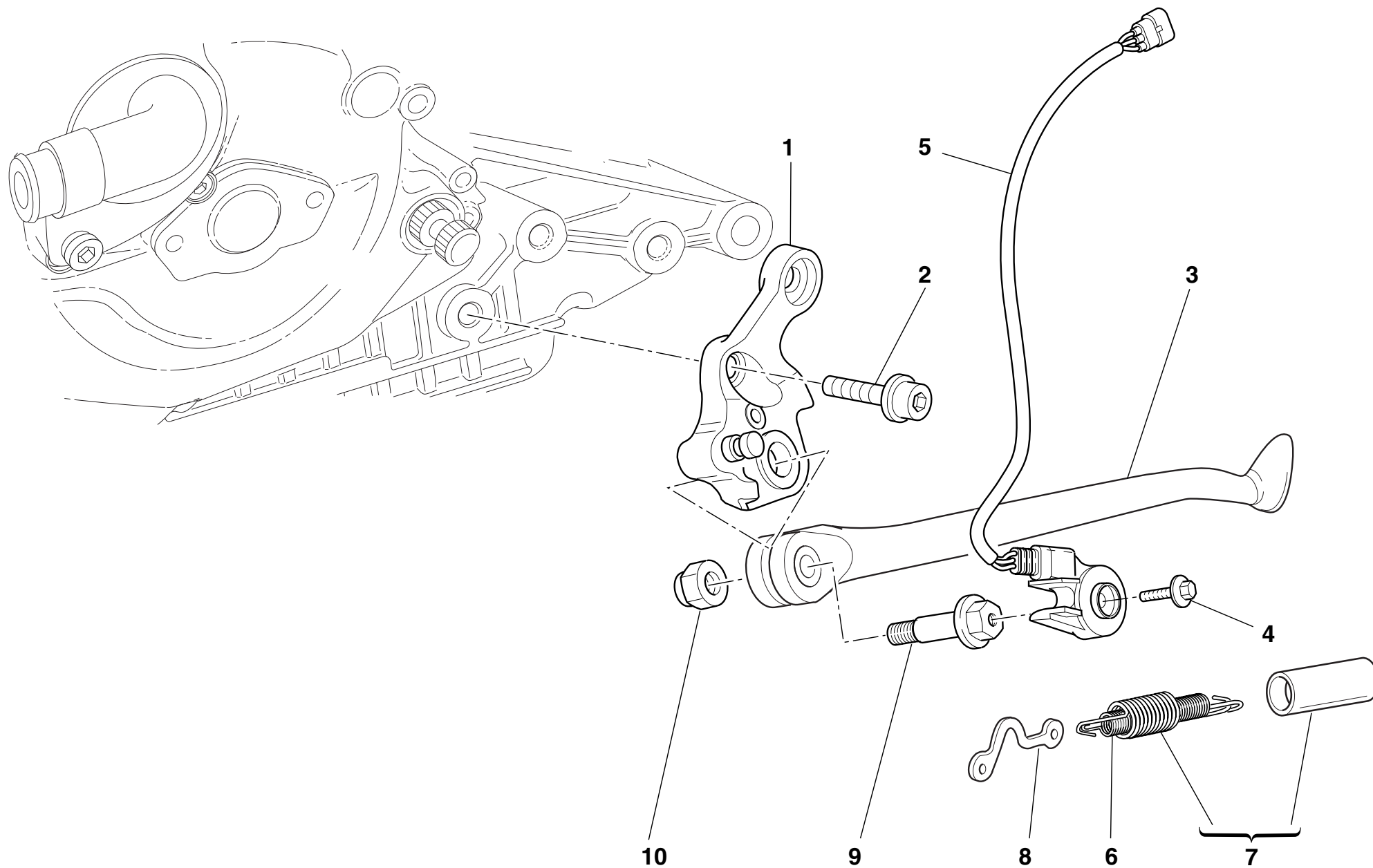
CATALOGUE No: **915.1.241.1A**
ISSUED: **03 - 06**

CATALOGUE No: **915.1.241.1A**
ISSUED: **03 - 06**


DRAWING

025

STANDS



DRAWING **025** STANDS

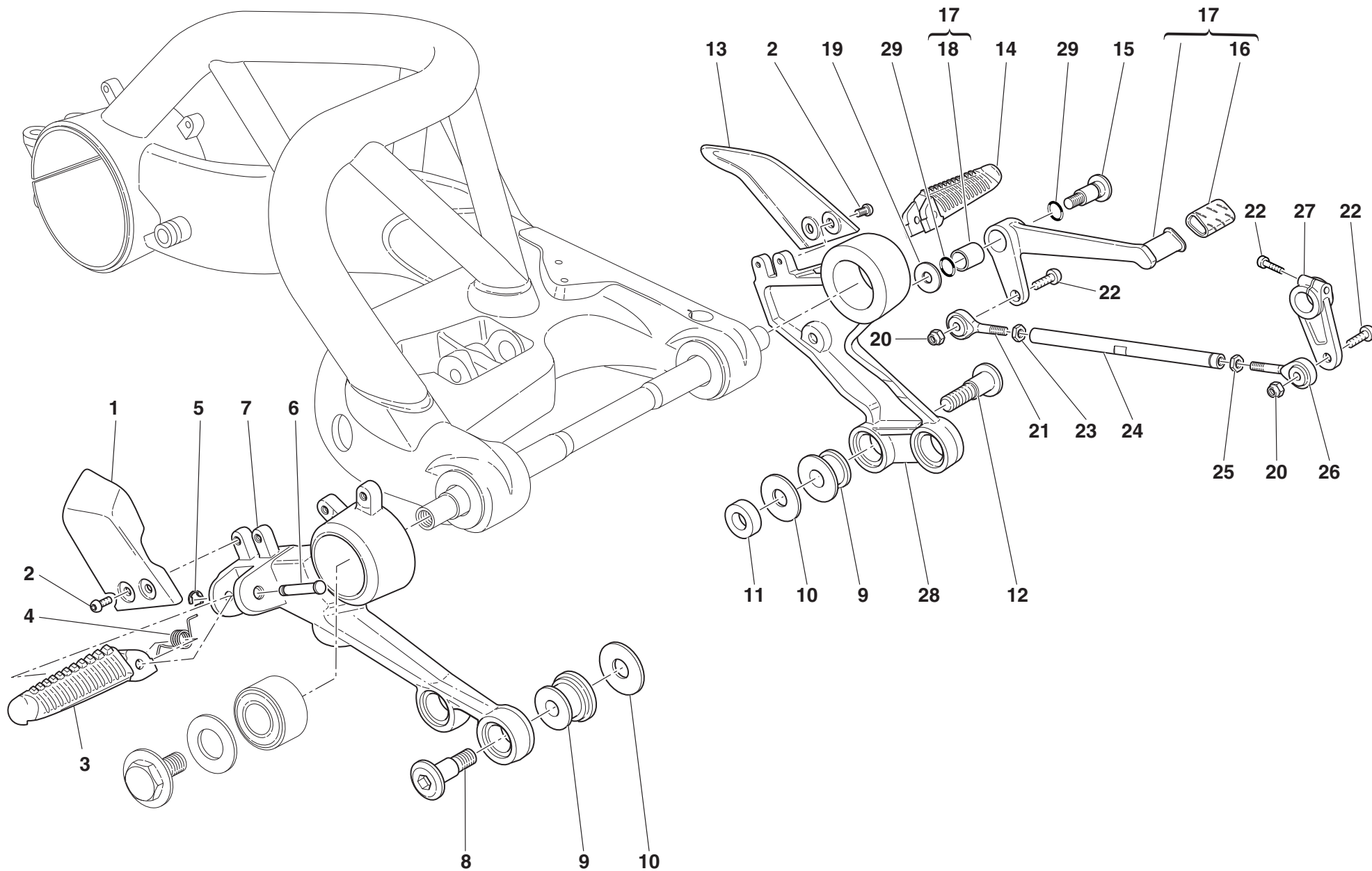
NOTES	N.	CODE NO.	DESCRIPTION	VALIDITY	Q.TY	
	1	556.2.034.1A	Plate		1	
	2	771.1.048.1A	Screw		1	
	3	556.1.013.2A	Side stand		1	
	4	779.4.005.2A	Screw		1	
	5	539.1.023.2A	Switch		1	
	6	8000.62676	Inner spring		1	
	7	799.2.001.1A	Complete spring		1	
	8	829.1.260.2A	Plate		1	
	9	821.1.103.1A	Pin		1	
	10	750.1.048.1A	Nut		1	

NOTES	N.	CODE NO.	DESCRIPTION	VALIDITY	Q.TY	
-------	----	----------	-------------	----------	------	---

DRAWING



026

GEARCHANGE LEVER - FOOT REST



DRAWING

026**GEARCHANGE LEVER - FOOT REST**

NOTES	N.	CODE NO.	DESCRIPTION	VALIDITY	Q.TY		NOTES	N.	CODE NO.	DESCRIPTION	VALIDITY	Q.TY	
	1	247.1.182.1A	R.H. protection		1			26	848.5.002.1A	Ball joint		1	
	2	775.1.031.1B	Screw		4			27	0370.69.020	Gearchange control lever		1	
	3	464.1.006.1A	Front R.H. foot peg		1			28	824.1.068.1A	L.H. foot peg holder plate		1	
	4	799.1.166.1A	Spring		2			29	886.4.116.1A	O-ring		2	
	5	884.5.003.1A	Seeger		2								
	6	821.1.068.1B	Pin		2								
	7	824.1.067.1B	R.H. foot peg holder plate		1								
	8	779.1.206.1AB	Special screw		2								
	9	700.1.049.1A	Vibration damper		4								
	10	852.1.065.1A	Washer		4								
	11	716.1.056.1A	Spacer		1								
	12	779.1.205.1AB	Special screw		2								
	13	247.1.183.1A	L.H. protection		1								
	14	464.1.005.1A	Front L.H. foot peg		1								
	15	821.1.170.1A	Brake lever pin		1								
	16	764.1.011.2A	Rubber pad		1								
	17	456.2.036.1A	Gearchange lever		1								
	18	712.1.034.1A	Bush		1								
	19	852.1.151.1A	Washer		1								
	20	749.4.004.1A	Nut		2								
	21	848.5.001.1A	Ball joint		1								
	22	771.5.667.8B	Screw		3								
	23	747.5.001.1AB	L.H. Nut		1								
	24	117.1.028.1A	Gearbox transmission rod		1								
	25	724506001	Nut		1								

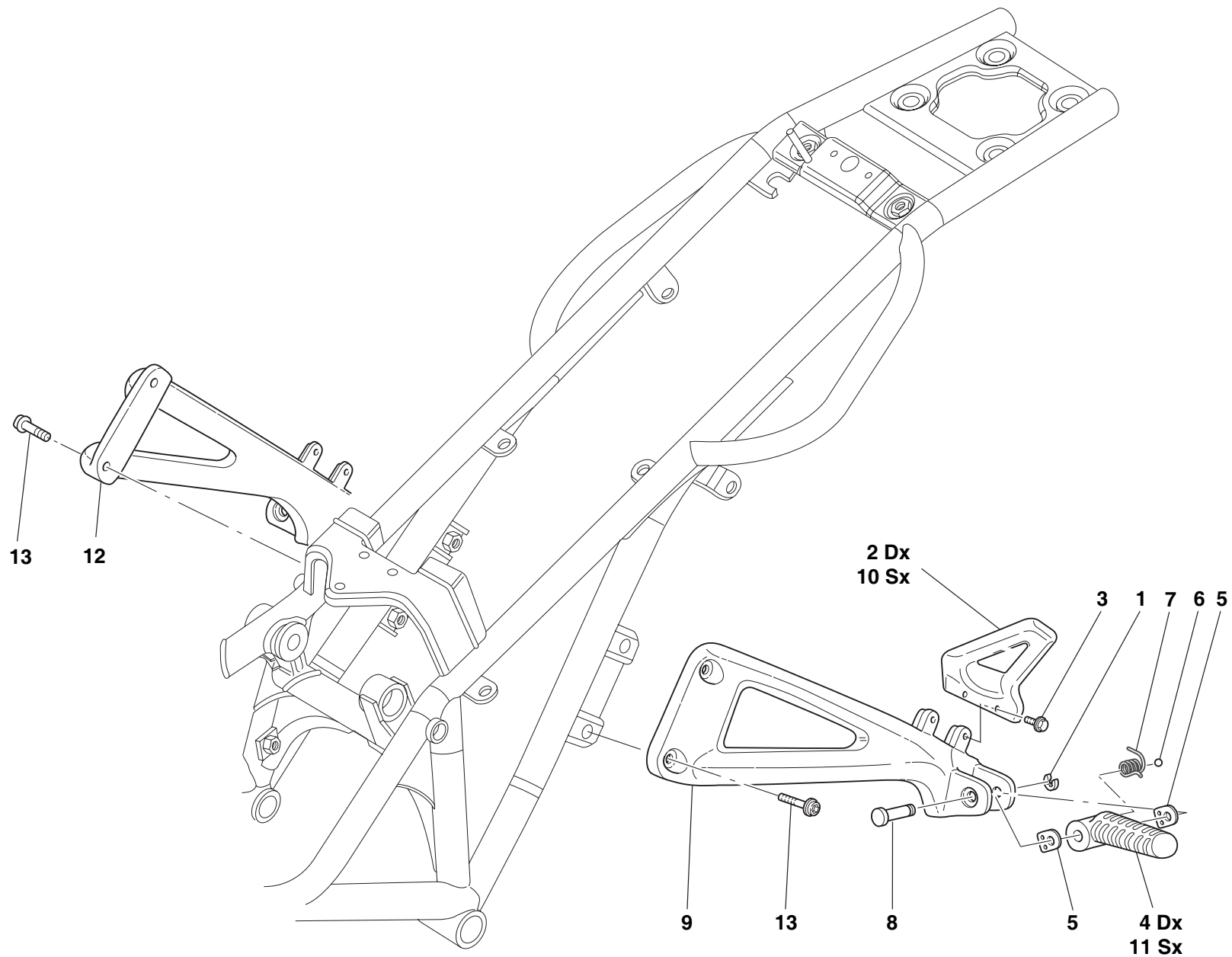
CATALOGUE No: **915.1.241.1A**
ISSUED: **03 - 06**

CATALOGUE No: **915.1.241.1A**
ISSUED: **03 - 06**

DRAWING


026a

REAR FOOT RESTS



DRAWING

026a**REAR FOOT RESTS**

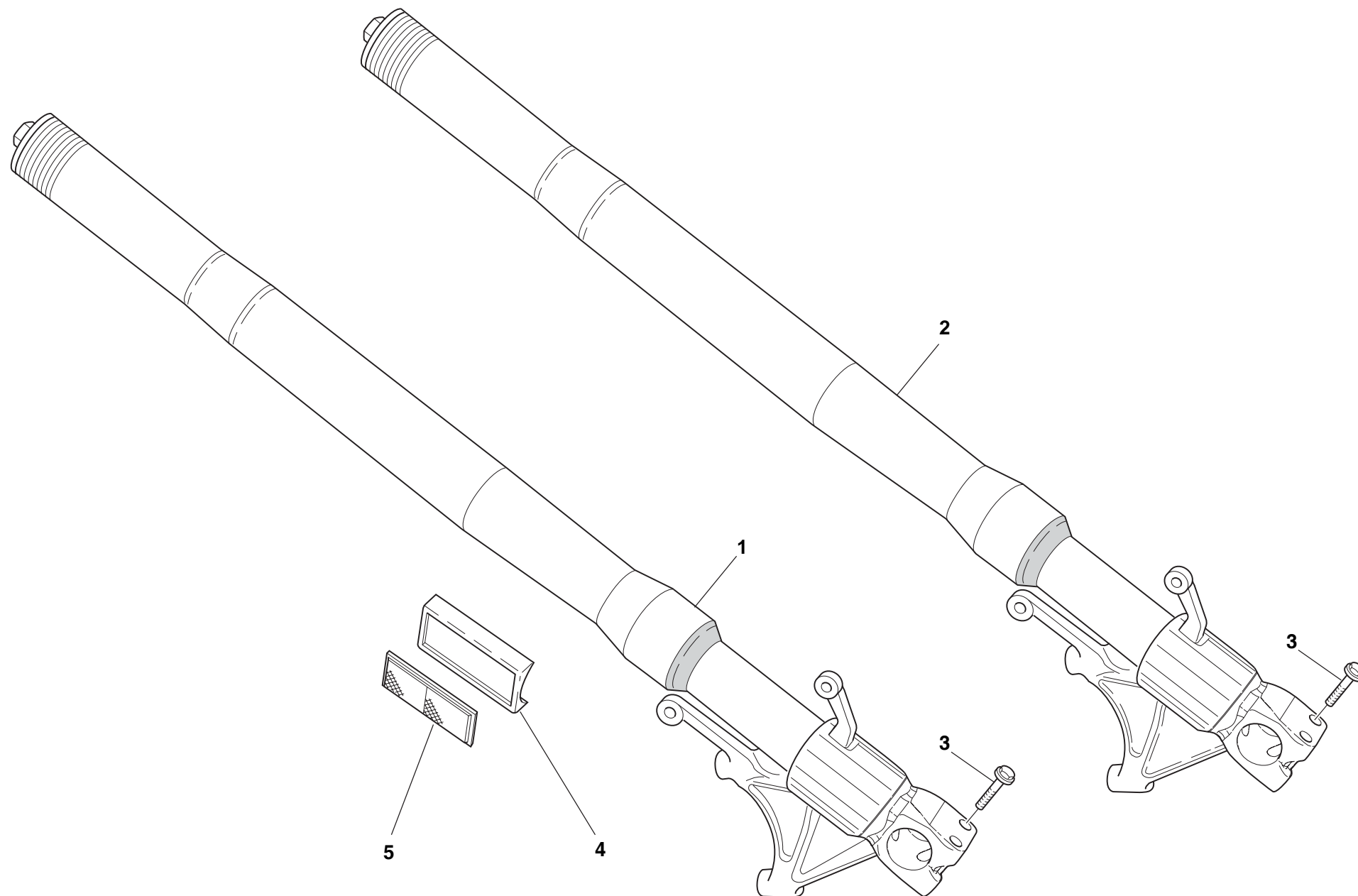
NOTES	N.	CODE NO.	DESCRIPTION	VALIDITY	Q.TY		NOTES	N.	CODE NO.	DESCRIPTION	VALIDITY	Q.TY	
	1	884.5.003.1A	Seeger		2								
	2	247.1.218.1A	R.H. protection		1								
	3	775.1.031.1B	Screw		4								
	4	465.1.010.1A	Rear R.H. foot peg		1								
	5	827.1.301.1A	Plate		4								
	6	80N021507	Ball		4								
	7	799.1.252.1A	Spring		2								
	8	821.1.068.1B	Pin		2								
	9	824.1.070.1A	Rear L.H. foot peg holder plate		1								
	10	247.1.219.1A	L.H. protection		1								
	11	465.1.008.1A	Rear L.H. foot peg		1								
	12	824.1.069.1A	Rear R.H. foot peg holder plate		1								
	13	771.5.723.8B	Screw		4								

CATALOGUE No:
ISSUED:**915.1.241.1A**
03 - 06CATALOGUE No:
ISSUED:**915.1.241.1A**
03 - 06


DRAWING

027

FRONT FORK



DRAWING **027** FRONT FORK

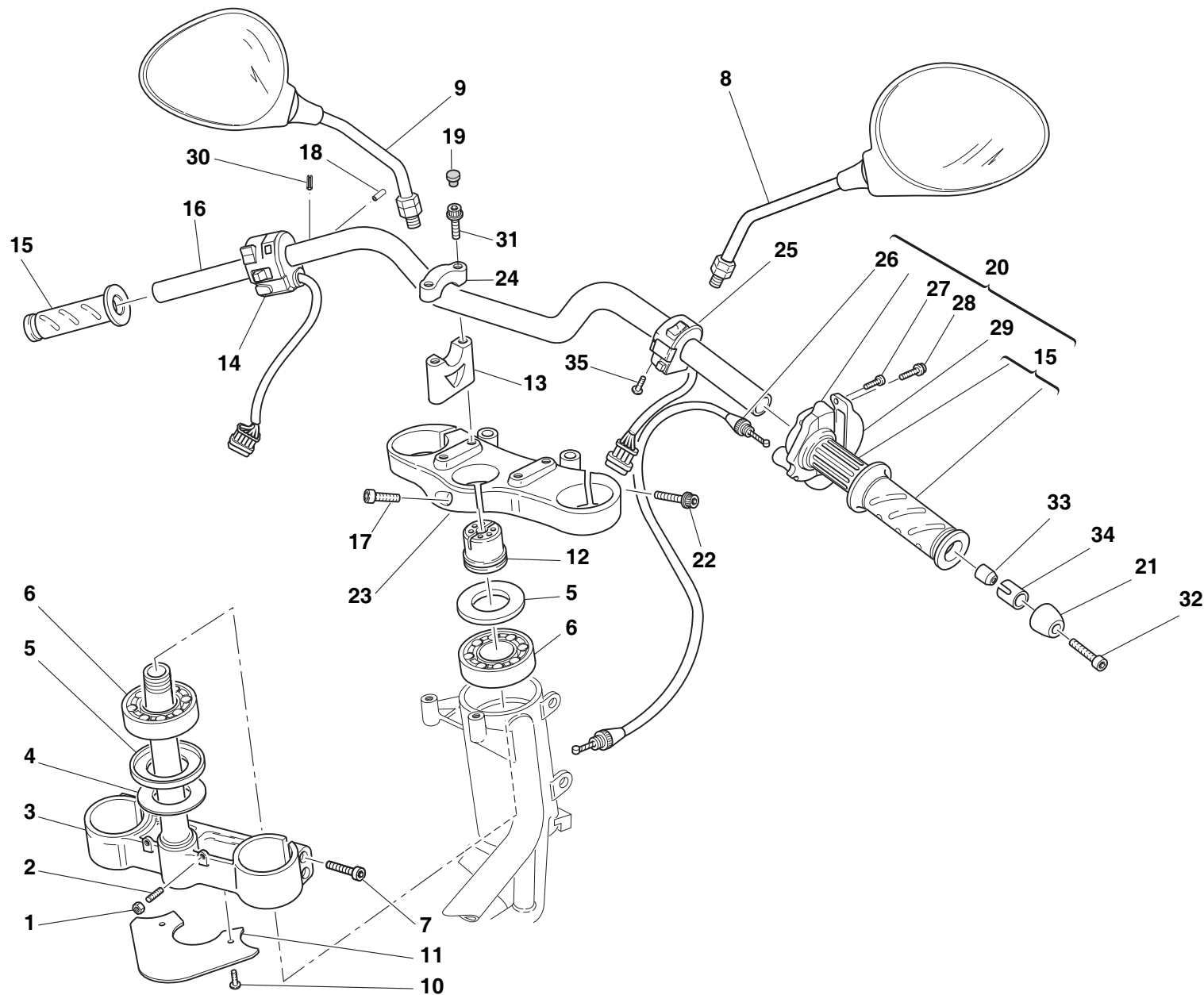
NOTES	N.	CODE NO.	DESCRIPTION	VALIDITY	Q.TY	
	1	340.2.329.1A	R.H. fork leg assembly		1	
	2	340.2.330.1A	L.H. fork leg assembly		1	
	3	772.5.028.1AB	Screw		4	
	4	0374.37.190	Holder		2	
	5	529.1.001.1A	Cat's eye		2	

NOTES	N.	CODE NO.	DESCRIPTION	VALIDITY	Q.TY	
-------	----	----------	-------------	----------	------	---

DRAWING



028

HANDLEBAR AND CONTROLS



DRAWING

028**HANDLEBAR AND CONTROLS**

NOTES	N.	CODE NO.	DESCRIPTION	VALIDITY	Q.TY		NOTES	N.	CODE NO.	DESCRIPTION	VALIDITY	Q.TY	
	1	747.5.007.1A	Nut		2			26	656.1.034.1B	Throttle control transmission		1	
	2	779.1.099.1B	Special screw		2			27	8000.66774	Screw		2	
	3	342.2.015.1C	Steering head base		1			28	8000.62728	Screw		2	
	4	852.1.103.1A	Washer		1			29	658.4.002.1B	Cover		1	
	5	930.1.004.1A	Seal ring		2			30	861.5.003.1A	Spring pin		2	
	6	702.4.004.1A	Bearing		2			31	771.5.135.2B	Screw		4	
	7	771.5.727.8B	Screw		4			32	771.5.076.8B	Screw		2	
	8	523.4.014.2A	R.H. rear-view mirror		1			33	711.1.130.1A	Bush		2	
	9	523.4.015.2A	L.H. rear-view mirror		1			34	710.1.107.1A	Bush		2	
	10	772.1.047.1B	Screw		2			35	775.4.004.1A	Screw		2	
	11	460.1.239.1A	Mudflap		1								
	12	703.1.013.1A	Ring nut		1								
	13	360.1.050.1A	Stud bolt		2								
	14	651.1.001.1A	L.H. switch		1								
	15	8000.78345	Grips pair		1								
	16	360.1.045.1A	Handlebar		1								
	17	779.5.056.1A	Screw		1								
	18	6AN155087	Pin		2								
	19	0659.37.040	Cap		4								
	20	654.2.010.1C	Throttle control		1								
	21	153.1.007.2B	Counterweight		2								
	22	771.5.725.2B	Screw		2								
	23	341.1.038.1A	Steering head		1								
	24	360.1.034.1B	Bracket		2								
	25	650.4.008.1B	R.H. switch		1								

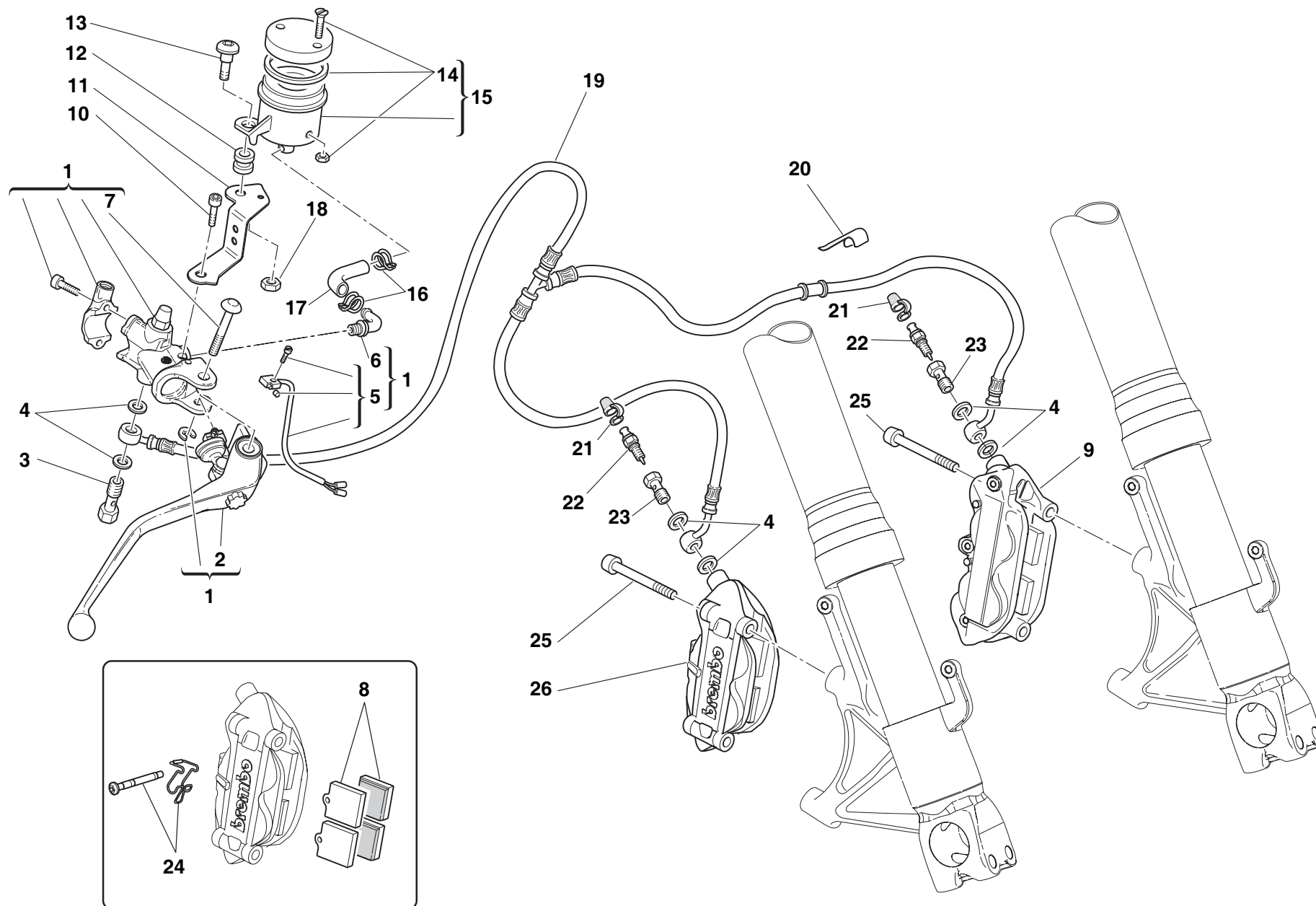
CATALOGUE No: **915.1.241.1A**
ISSUED: **03 - 06**

CATALOGUE No: **915.1.241.1A**
ISSUED: **03 - 06**



DRAWING

029

FRONT BRAKE



DRAWING **029** FRONT BRAKE

NOTES	N.	CODE NO.	DESCRIPTION	VALIDITY	Q.TY		NOTES	N.	CODE NO.	DESCRIPTION	VALIDITY	Q.TY	
	1	624.4.040.1A	Front brake pump		1			26	610.4.085.1A	R.H. brake caliper		1	
	2	631.4.019.1A	Brake control lever		1								
	3	779.1.415.1A	Special screw		1								
	4	852.5.024.1A	Gasket th.1		6								
	5	539.4.035.1A	Microswitch		1								
	6	631.4.008.1A	Spare union		1								
	7	626.4.032.1A	Pin		1								
	8	613.4.030.1A	Set of 4 pads		2								
	9	610.4.084.1A	L.H. brake caliper		1								
	10	779.5.059.1A	Screw		1								
	11	829.1.709.1A	Fuel tank bracket		1								
	12	0370.72.020	Vibration damper pad		1								
	13	779.1.092.1A	Screw		1								
	14	0000.68490	Spare cap		1								
	15	0000.66181	Complete oil tank		1								
	16	741.4.043.1A	Hose guide		2								
	17	877.1.111.1A	Tank-pump pipe		1								
	18	8000.56443	Nut		1								
	19	618.4.070.1A	Caliper pump pipe (METAL PLAITED)		1								
	20	829.1.141.1B	Fairlead		2								
	21	612.4.005.1A	Dust seal		2								
	22	187.1.002.1A	Bleed		2								
	23	779.1.397.1A	Filler		2								
	24	612.4.022.1A	Spare pins and spring		2								
	25	779.1.331.1E	Screw		4								

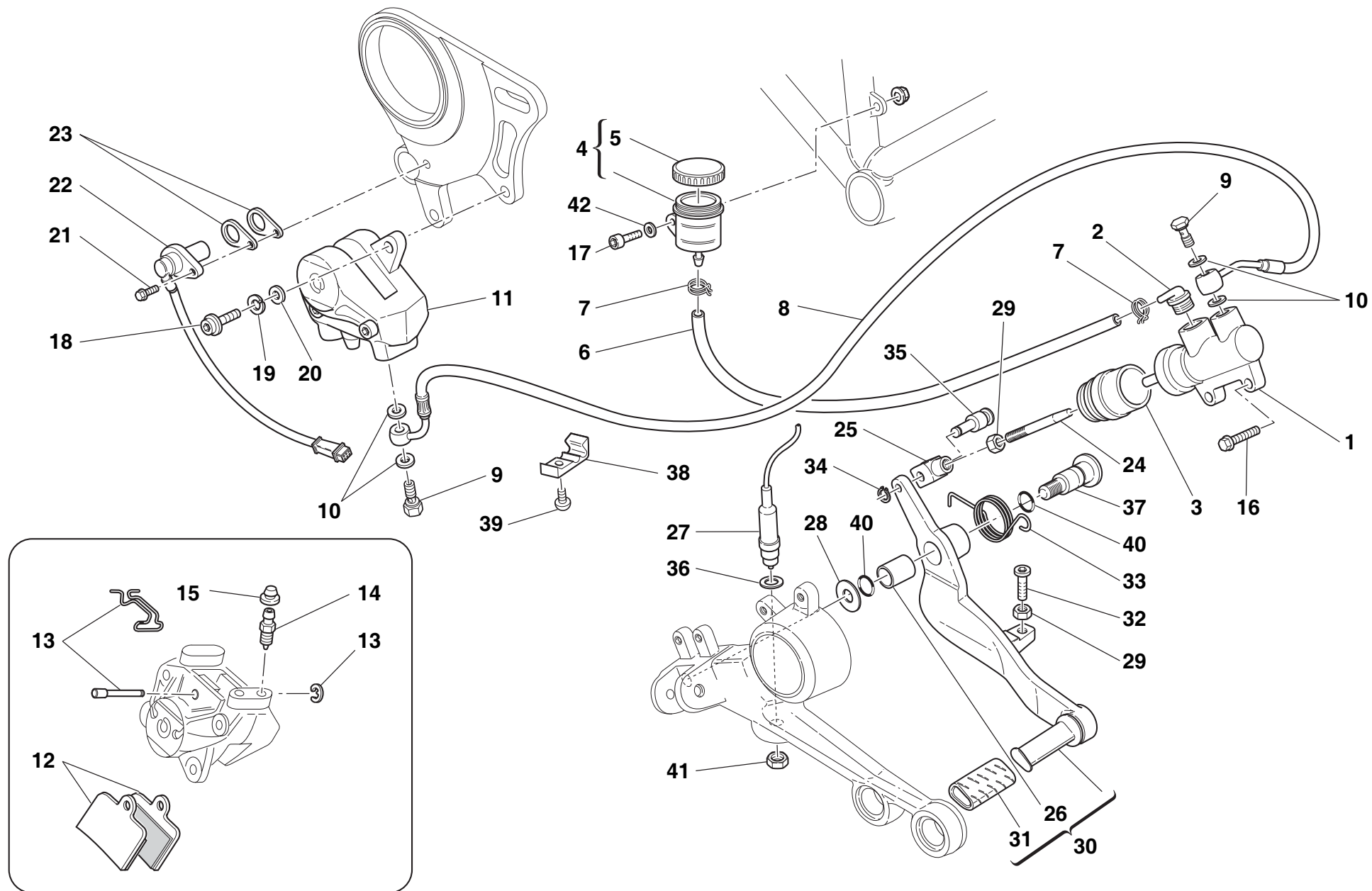
CATALOGUE No: **915.1.241.1A**
ISSUED: **03 - 06**

CATALOGUE No: **915.1.241.1A**
ISSUED: **03 - 06**

DRAWING



030

REAR BRAKE



DRAWING

030**REAR BRAKE**


NOTES	N.	CODE NO.	DESCRIPTION	VALIDITY	Q.TY		NOTES	N.	CODE NO.	DESCRIPTION	VALIDITY	Q.TY	
	1	625.4.004.1A	Rear brake pump		1			26	712.1.034.1A	Bush		1	
	2	631.4.008.1A	Spare union		1			27	539.4.003.1B	Switch		1	
	3	626.4.013.1A	Dust cover		1			28	852.1.151.1A	Washer		1	
	4	0000.61078	Complete oil tank		1			29	747.5.003.1A	Nut		2	
	5	893.4.005.1A	Cap		1			30	457.2.018.1B	Brake control lever		1	
	6	877.1.092.1A	Pipe		1			31	764.1.011.2A	Rubber pad		1	
	7	741.4.043.1A	Hose guide		2			32	779.1.237.1A	Adjusting screw		1	
	8	619.4.031.1A	Rear brake line (METAL PLAITED)		1			33	799.1.181.1A	Return spring		1	
	9	779.1.366.1AB	Special screw		2			34	884.5.016.1A	Circlip		1	
	10	852.5.024.1A	Gasket th.1		4			35	821.1.096.1AB	Fork pin		1	
	11	611.4.017.1A	Rear brake caliper		1			36	852.1.071.1A	Washer		1	
	12	613.4.054.1A	Pads pair		1			37	821.1.170.1A	Brake lever pin		1	
	13	612.4.013.1B	Spare pins and spring		1			38	741.1.032.1A	Clamp		4	
	14	631.4.014.1A	Spare bleed union		1			39	775.1.011.1B	Screw		4	
	15	612.4.008.1A	Dust seal		1			40	886.4.116.1A	O-ring		2	
	16	772.1.063.1A	Screw		2			41	779.1.315.1A	Special nut		1	
	17	779.5.024.1A	Screw		1			42	852.2.027.1A	Washer		1	
	18	771.5.125.8C	Screw		2								
	19	853.5.006.1A	Spring washer		2								
	20	852.1.203.1A	Washer		2								
	21	771.5.665.2B	Screw		1								
	22	552.4.037.2B	Speed sensor		1								
	23	713.1.192.1A	Spacer		2								
	24	117.1.058.1A	Adjuster rod		1								
	25	184.1.005.1A	Fork		1								

CATALOGUE No: **915.1.241.1A**
ISSUED: **03 - 06**

CATALOGUE No: **915.1.241.1A**
ISSUED: **03 - 06**

DRAWING

031**CLUTCH CONTROL**

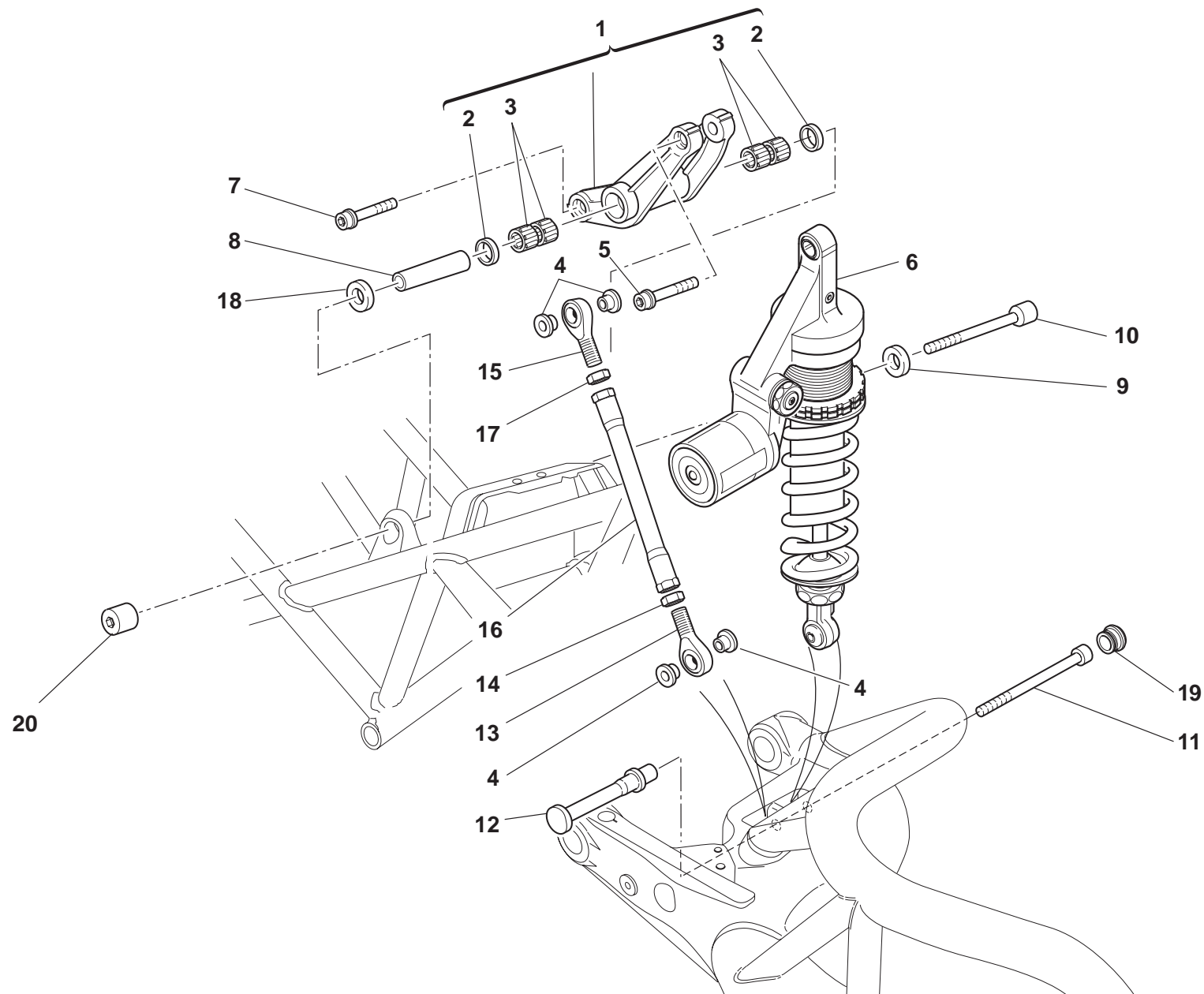
NOTES	N.	CODE NO.	DESCRIPTION	VALIDITY	Q.TY		NOTES	N.	CODE NO.	DESCRIPTION	VALIDITY	Q.TY	
	1	630.4.030.1A	Clutch drive pump		1								
	2	631.4.017.1A	Clutch control lever		1								
	3	631.4.008.1A	Spare union		1								
	4	612.4.005.1A	Dust seal		1								
	5	626.4.032.1A	Pin		1								
	6	539.4.036.1A	Microswitch		1								
	7	779.1.092.1A	Screw		1								
	8	0370.72.020	Vibration damper pad		1								
	9	829.1.708.1A	Holder		1								
	10	779.5.059.1A	Screw		1								
	11	893.4.005.1A	Cap		1								
	12	0000.61078	Complete oil tank		1								
	13	8000.56443	Nut		1								
	14	741.4.043.1A	Hose guide		2								
	15	877.1.110.1A	Tank-pump pipe		1								
	16	779.1.366.1AB	Special screw		1								
	17	852.5.024.1A	Gasket th.1		4								
	18	632.1.033.1A	Clutch control pipe (METAL PLAIED)		1								
	19	779.1.397.1A	Filler		1								
	20	187.1.002.1A	Bleed		1								

CATALOGUE No:
ISSUED:**915.1.241.1A**
03 - 06CATALOGUE No:
ISSUED:**915.1.241.1A**
03 - 06

DRAWING


032

REAR SUSPENSION



DRAWING

032**REAR SUSPENSION**

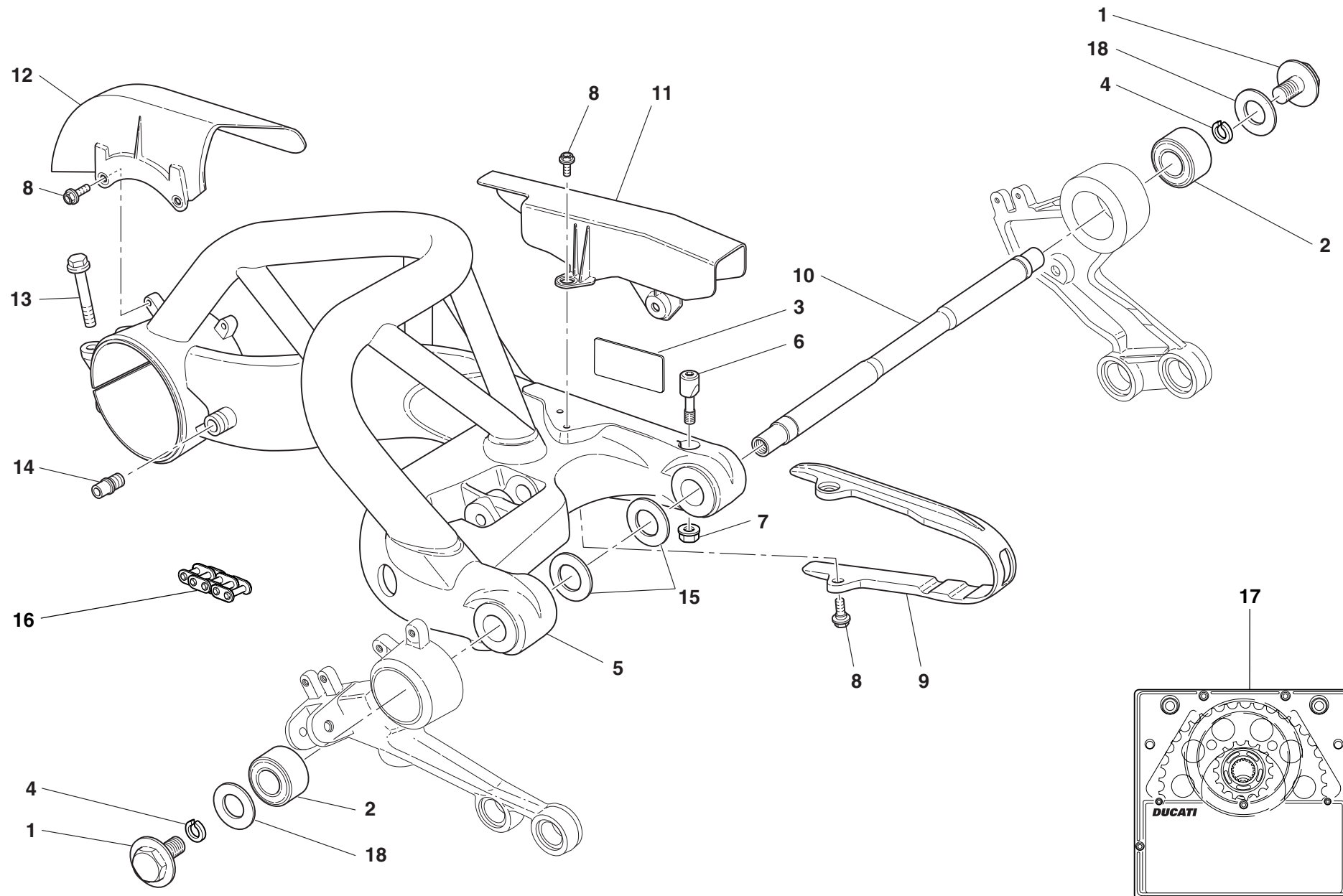
NOTES	N.	CODE NO.	DESCRIPTION	VALIDITY	Q.TY		NOTES	N.	CODE NO.	DESCRIPTION	VALIDITY	Q.TY	
	1	372.2.008.3A	Rocker assembly		1								
	2	93781.1824	Seal ring		2								
	3	701.4.006.1A	Needle bearing		4								
	4	710.1.025.1A	Bush		4								
	5	771.5.938.8B	Screw		1								
	6	365.2.066.1A	Rear shock absorber		1								
	7	771.5.937.8B	Screw		1								
	8	715.1.004.1A	Spacer		1								
	9	710.1.085.1A	Spacer		1								
	10	771.1.015.1A	Screw		1								
	11	771.1.016.1A	Screw		1								
	12	750.1.111.1B	Special nut		1								
	13	848.4.027.1A	Ball joint		1								
	14	747.1.006.1B	Nut		1								
	15	848.4.026.1A	Ball joint		1								
	16	875.1.038.2A	Tie rod		1								
	17	417.9.090.1B	Nut		1								
	18	710.1.088.1A	Spacer		1								
	19	872.1.046.1A	Cap		1								
	20	750.1.060.1B	Special nut		1								

CATALOGUE No:
ISSUED:**915.1.241.1A**
03 - 06CATALOGUE No:
ISSUED:**915.1.241.1A**
03 - 06

DRAWING

033

SWINGARM AND CHAIN



DRAWING

033**SWINGARM AND CHAIN**

NOTES	N.	CODE NO.	DESCRIPTION	VALIDITY	Q.TY		NOTES	N.	CODE NO.	DESCRIPTION	VALIDITY	Q.TY	
	1	779.1.151.1A	Special screw		2								
	2	700.1.039.1A	Vibration damper		2								
	3	433.1.310.1A	Chain adjustment sticker		1								
	4	884.4.007.1A	Snap ring		2								
	5	370.1.034.4AB	Rear fork		1								
	6	808.1.046.1A	Clamp		1								
	7	748.4.035.1A	Nut		1								
	8	779.1.303.1B	Screw		6								
	9	447.1.045.1A	Chain sliding shoe		1								
	10	369.1.008.1A	Swingarm pivot		1								
	11	446.1.005.1A	Chain guard		1								
	12	446.1.006.1A	Mudflap		1								
	13	772.1.004.2B	Screw		2								
	14	832.1.003.1C	Pin		1								
	15	852.1.001.1B	Shim th. 1.8		2								
	15	852.1.002.1B	Shim th. 0.2		2								
	15	852.1.003.1B	Shim th. 0.1		2								
	16	676.4.045.1A	Chain 103+1		1								
	17	676.2.063.1A	Final drive kit		1								
	18	852.1.157.1A	Washer		2								

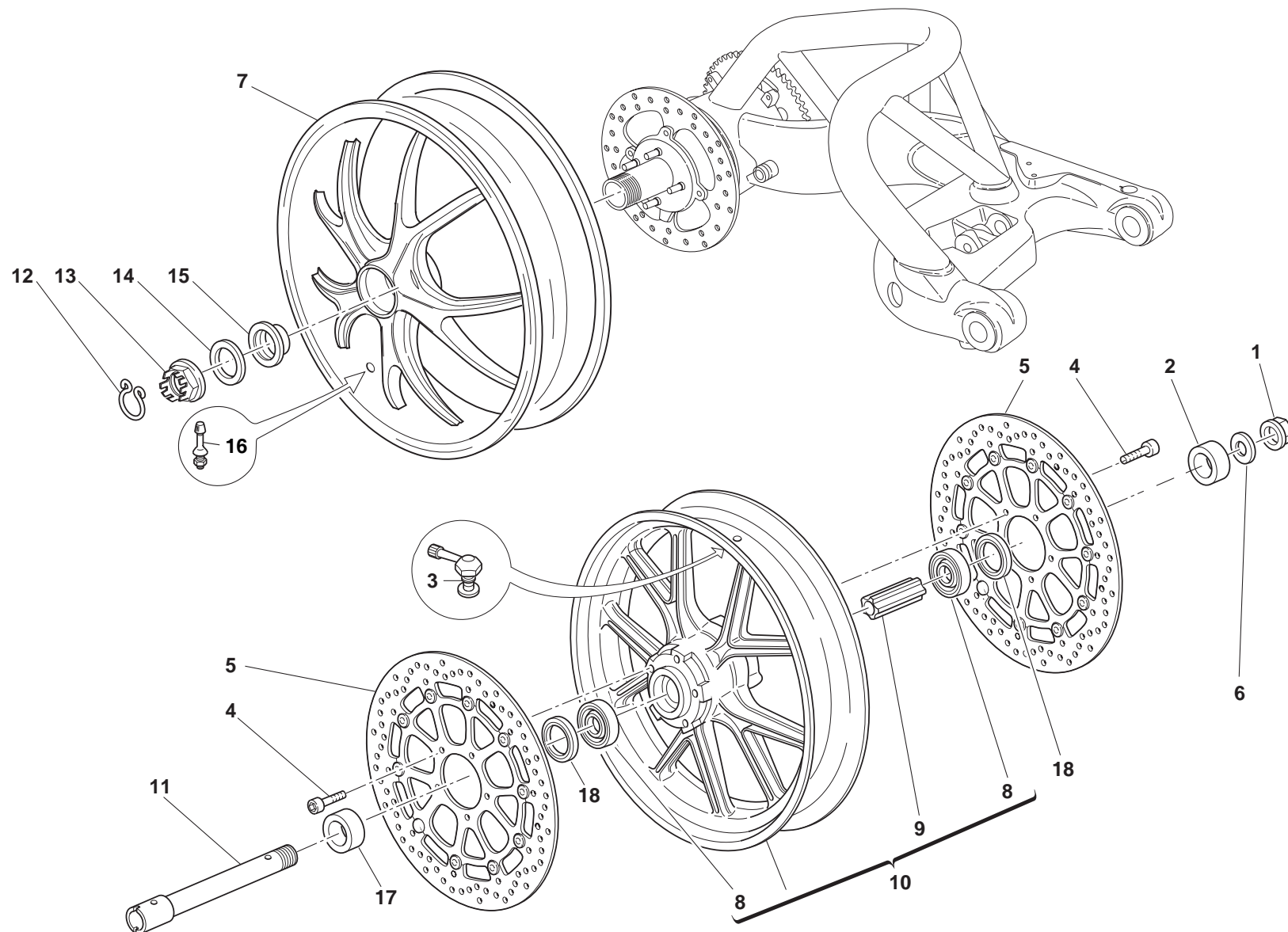
CATALOGUE No: **915.1.241.1A**
ISSUED: **03 - 06**

CATALOGUE No: **915.1.241.1A**
ISSUED: **03 - 06**

DRAWING


034

FRONT AND REAR WHEELS



DRAWING

034**FRONT AND REAR WHEELS**

NOTES	N.	CODE NO.	DESCRIPTION	VALIDITY	Q.TY		NOTES	N.	CODE NO.	DESCRIPTION	VALIDITY	Q.TY	
	1	748.1.014.1A	Nut		1								
	2	713.1.197.3A	L.H. spacer		1								
	3	497.2.001.2A	Valve		1								
	4	779.1.399.1A	Screw		10								
	5	492.4.085.1A	Brake disc		2								
	6	852.1.181.1A	Washer		1								
	7	502.2.116.1AB	Rear wheel rim (BLACK)		1								
	7	502.2.116.1AL	Rear wheel rim (WHITE)		1								
	8	702.5.045.1A	Bearing		2								
	9	714.1.047.1A	Inner spacer		1								
	10	501.2.100.1AB	Front wheel rim (BLACK)		1								
	10	501.2.100.1AL	Front wheel rim (WHITE)		1								
	11	819.1.043.1A	Front wheel spindle		1								
	12	759.1.009.1A	Clip		1								
	13	750.1.019.1B	Nut		1								
	14	852.1.057.1A	Washer		1								
	15	714.1.027.1A	Washer		1								
	16	497.2.003.1A	Valve		1								
	17	713.1.196.1A	R.H. spacer		1								
	18	930.4.052.1A	Seal ring		2								

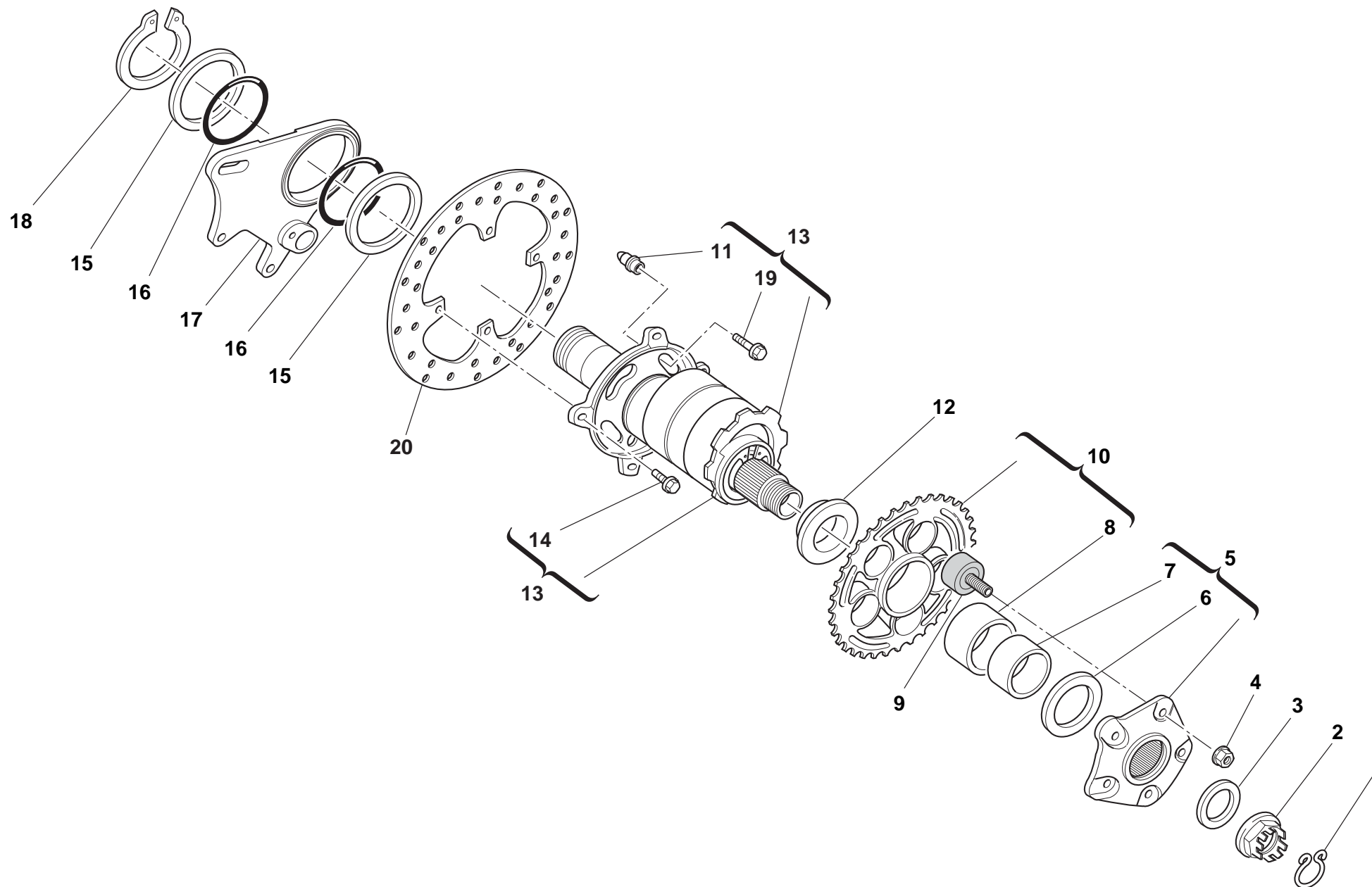
CATALOGUE No: **915.1.241.1A**
ISSUED: **03 - 06**

CATALOGUE No: **915.1.241.1A**
ISSUED: **03 - 06**

DRAWING


035

REAR WHEEL PIN



DRAWING

035**REAR WHEEL PIN**

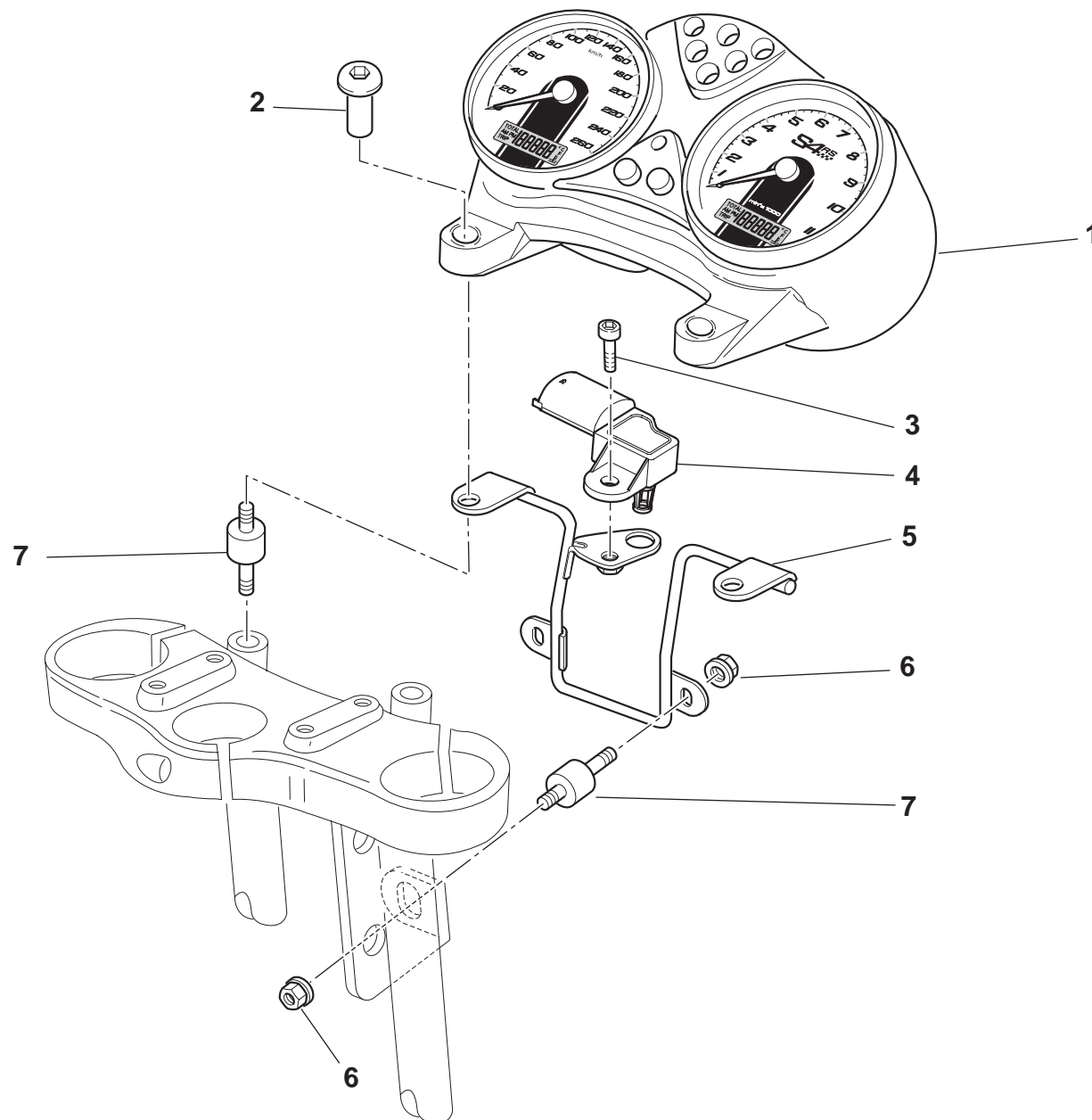
NOTES	N.	CODE NO.	DESCRIPTION	VALIDITY	Q.TY		NOTES	N.	CODE NO.	DESCRIPTION	VALIDITY	Q.TY	
	1	759.1.008.1A	Clip		1								
	2	750.1.018.1C	Nut		1								
	3	852.1.055.1A	Washer		1								
	4	748.4.024.1AB	Nut		5								
	5	160.1.021.1C	Rear sprocket flange		1								
	6	852.1.058.2A	Washer		1								
	7	711.1.067.1A	Bush		1								
	8	712.1.018.1A	Bush		1								
	9	700.1.017.1E	Rubber cush drive hub		5								
	10	494.1.123.1A	Ring gear z=43		1								
	11	863.1.001.1D	Pin		4								
	12	714.1.041.1A	Spacer		1								
	13	819.2.048.1A	Hub		1								
	14	773.5.120.8B	Screw		4								
	15	852.1.159.1A	Washer		2								
	16	886.5.003.1A	O-Ring		2								
	17	825.1.033.1A	Caliper holder plate		1								
	18	884.5.004.1A	Circlip		1								
	19	772.1.005.1B	Screw		4								
	20	492.4.076.1A	Rear brake disc		1								

CATALOGUE No:
ISSUED:**915.1.241.1A**
03 - 06CATALOGUE No:
ISSUED:**915.1.241.1A**
03 - 06

DRAWING

036


INSTRUMENT PANEL



DRAWING

036

INSTRUMENT PANEL

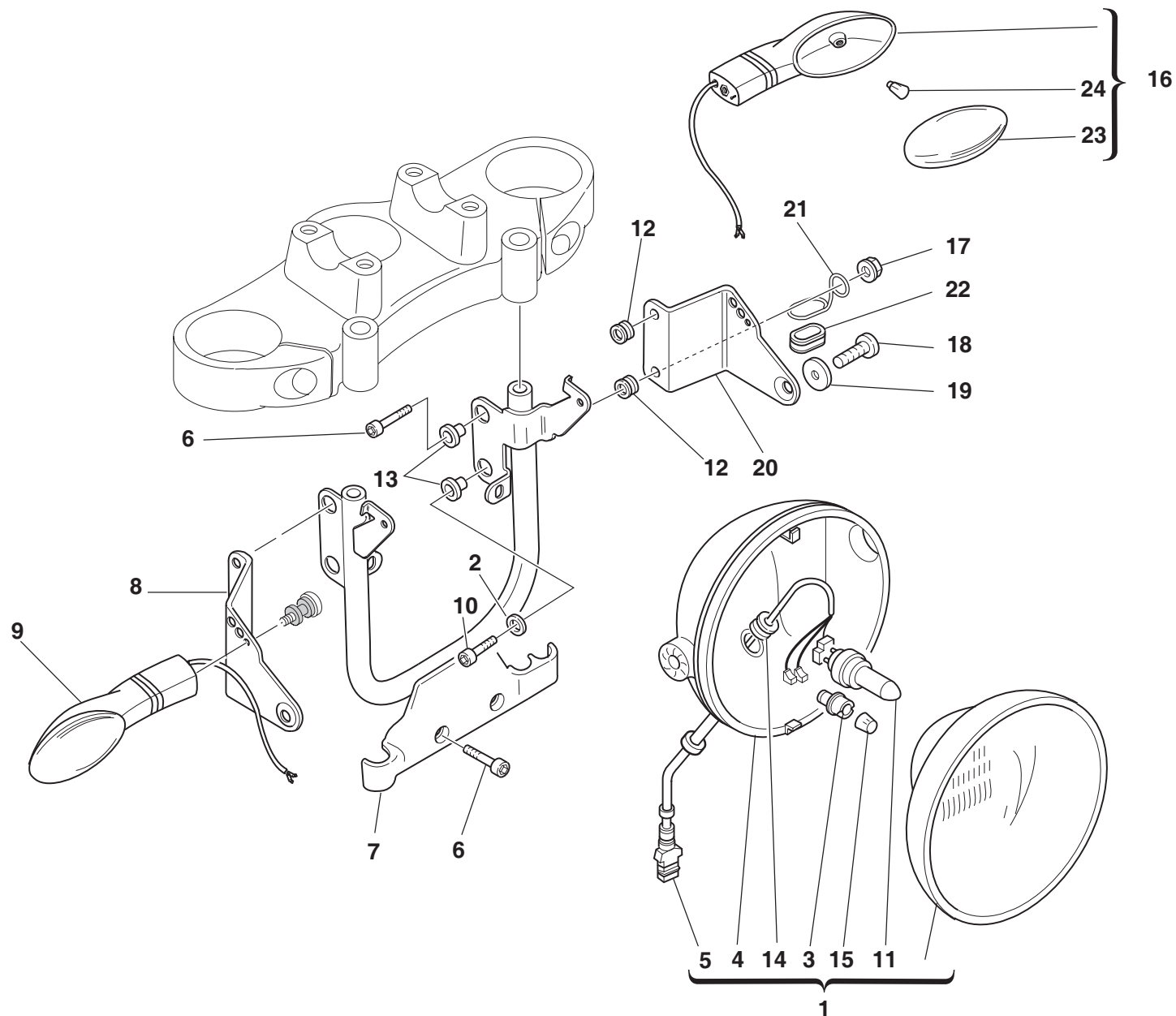
NOTES	N.	CODE NO.	DESCRIPTION	VALIDITY	Q.TY	
	1	406.1.057.4C	Complete instrument panel		1	
	2	779.1.214.1C	Special screw		2	
	3	772.1.050.1A	Screw		1	
	4	552.4.031.2B	Sensor		1	
	5	470.1.185.1A	Frame		1	
	6	748.4.038.1A	Nut		4	
	7	700.1.038.1B	Vibration damper pad		4	

NOTES	N.	CODE NO.	DESCRIPTION	VALIDITY	Q.TY	
-------	----	----------	-------------	----------	------	---

DRAWING


037

FRONT HEAD-LIGHT



DRAWING

037**FRONT HEAD-LIGHT**

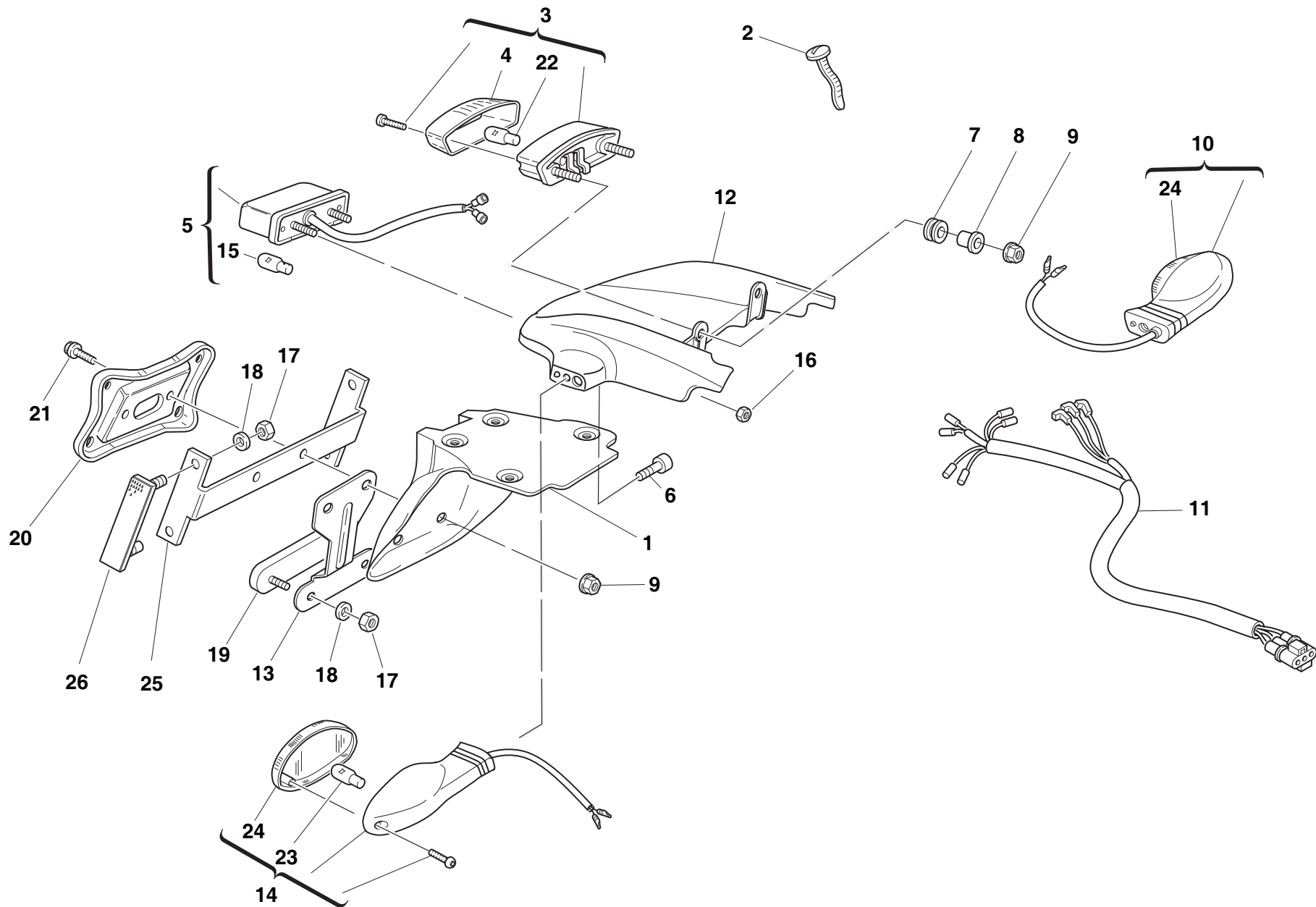
NOTES	N.	CODE NO.	DESCRIPTION	VALIDITY	Q.TY		NOTES	N.	CODE NO.	DESCRIPTION	VALIDITY	Q.TY	
	1	520.4.007.1C	Complete headlight LH rail		1								
	2	852.5.028.1A	Washer		1								
	3	521.4.005.1A	Lamp holder		1								
	4	723.1.003.1A	Cap		1								
	5	510.1.075.1A	Electric wiring		1								
	6	771.5.667.8B	Screw		5								
	7	829.1.099.1D	Headlight holder		1								
	8	830.1.194.1A	R.H. bracket		1								
	9	530.4.007.3A	Turn indicator		1								
	10	771.5.069.8B	Screw		1								
	11	0796.38.305	Bulb 55/60W		1								
	12	764.1.090.1A	Rubber pad		4								
	13	716.1.022.1B	Spacer		4								
	14	758.1.014.1A	Fairlead		1								
	15	0659.38.226	Bulb 4W		1								
	16	530.4.008.3A	Turn indicator		1								
	17	750.5.001.1B	Nut		4								
	18	779.5.056.1A	Screw		2								
	19	841.1.017.1A	Retainer		2								
	20	830.1.195.1A	L.H. bracket		1								
	21	881.1.035.1A	Seeger		1								
	22	0797.41.090	Fairlead rubber ring		1								
	23	532.4.010.1A	Cup		2								
	24	0000.36726	Bulb		2								

CATALOGUE No:
ISSUED:**915.1.241.1A**
03 - 06CATALOGUE No:
ISSUED:**915.1.241.1A**
03 - 06

DRAWING



038

PLATE HOLDER - REAR LIGHT



DRAWING

038**PLATE HOLDER - REAR LIGHT**

NOTES	N.	CODE NO.	DESCRIPTION	VALIDITY	Q.TY		NOTES	N.	CODE NO.	DESCRIPTION	VALIDITY	Q.TY	
	1	561.1.018.1A	Plate holder		1			26	529.1.006.1A	Cat's eye		2	
	2	0691.91.030	Hose guide		1								
	3	525.4.007.3A	Tail lamp		1								
	4	526.4.003.1A	Cup		1								
	5	525.1.004.3A	Tail lamp		1								
	6	771.5.065.8B	Screw		2								
	7	764.1.084.1A	Vibration damper pad		2								
	8	713.1.332.1A	Spacer		2								
	9	749.4.031.1A	Nut		4								
	10	530.4.010.3A	Turn indicator		1								
	11	510.1.076.1B	Electric wiring		1								
	12	565.1.026.2A	Protection		1								
	13	827.1.191.4A	Plate		1								
	14	530.4.009.3A	Turn indicator		1								
	15	0000.36230	Licence plate light		1								
	16	748.4.100.1AB	Nut		2								
	17	749.5.001.1B	Nut		6								
	18	852.5.001.1A	Washer		6								
	19	529.1.009.1A	Cat's eye		1								
	20	561.1.019.1A	Plate		1								
	21	772.5.033.1A	Screw		2								
	22	390.4.003.1A	Two-light bulb 12V 5/21W		1								
	23	0000.36726	Bulb		2								
	24	532.4.010.1A	Cup		2								
	25	829.1.136.1A	Holder		1								

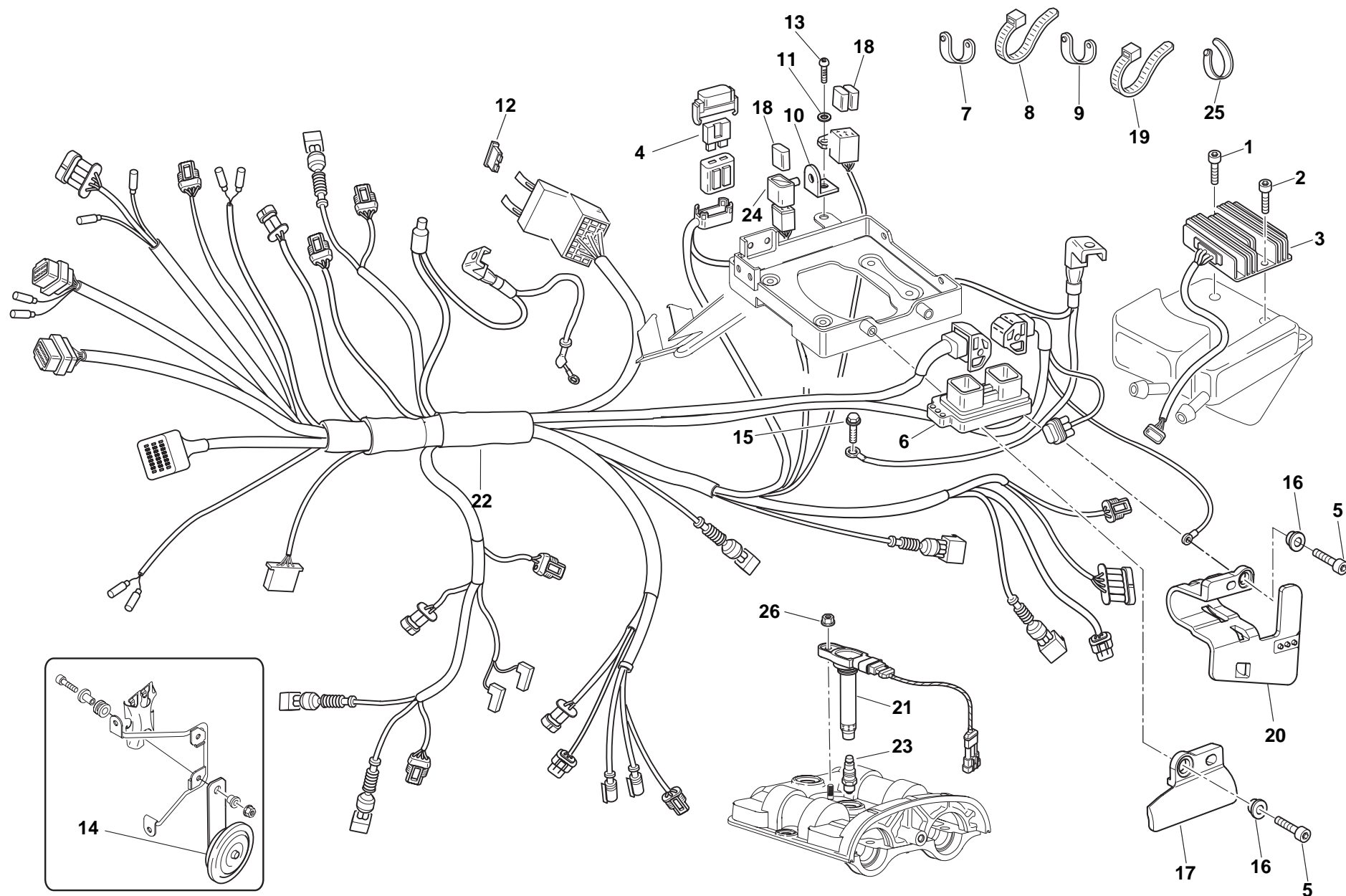
CATALOGUE No: **915.1.241.1A**
ISSUED: **03 - 06**

CATALOGUE No: **915.1.241.1A**
ISSUED: **03 - 06**

DRAWING



039

ELECTRIC SYSTEM



DRAWING

039**ELECTRIC SYSTEM**

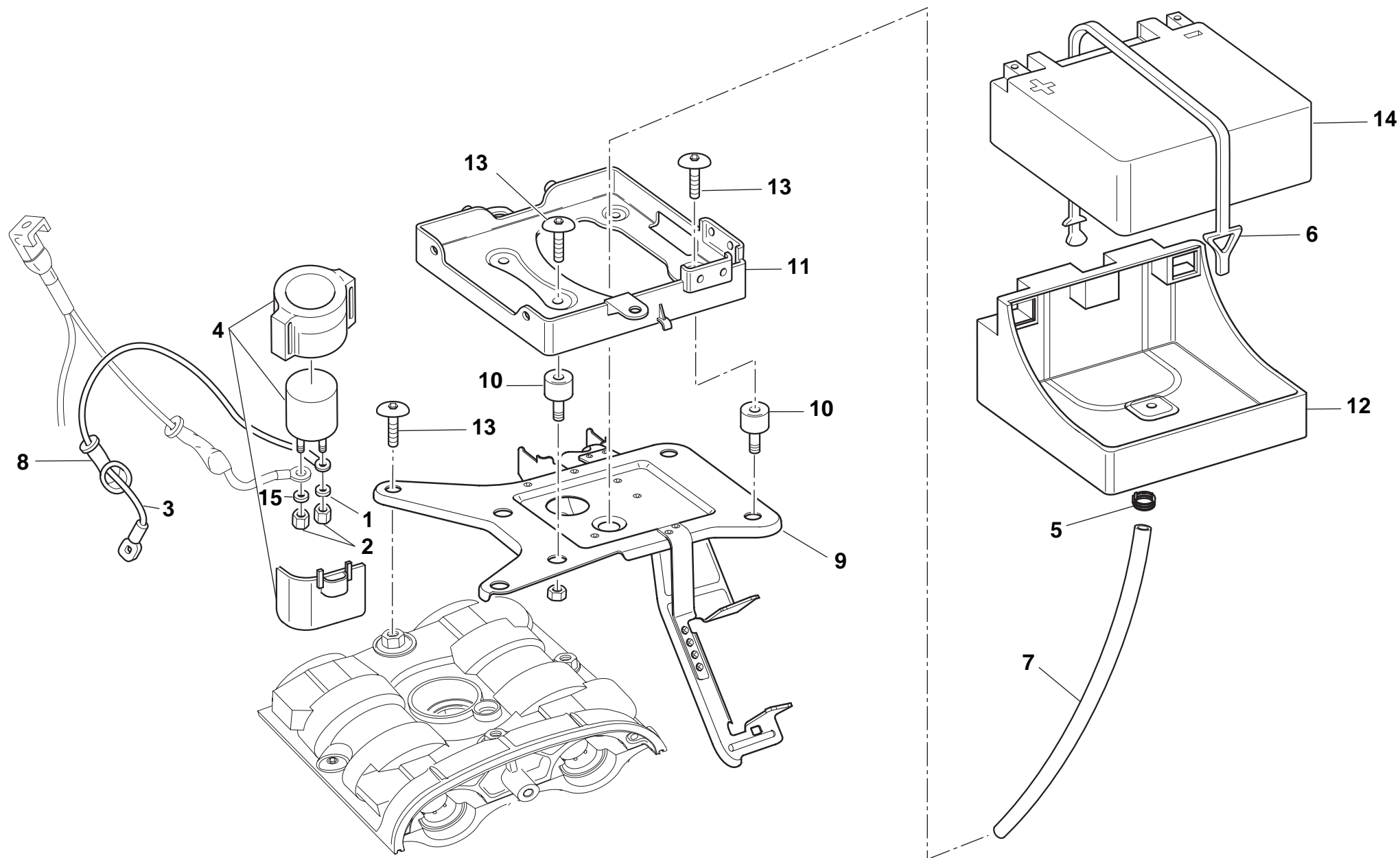
NOTES	N.	CODE NO.	DESCRIPTION	VALIDITY	Q.TY		NOTES	N.	CODE NO.	DESCRIPTION	VALIDITY	Q.TY	
	1	771.5.073.8B	Screw		1			20	830.1.407.1A	Support AR. faisceau et blow-by		1	
	2	771.5.067.8B	Screw		1			21	380.1.014.3A	Coil		2	
	3	540.4.010.1A	Regulator		1			22	510.1.427.2A	Electric wiring		1	
	4	389.4.014.1A	Fuse 40A		1			23	670.4.016.1B	Spark plug		2	
	5	771.5.073.1B	Screw		2			24	829.1.190.1A	Rubber holder		1	
	6	286.4.134.1C	Injection control unit		1			25	8000.53724	Hose guide		1	
	7	741.1.012.1A	Hose guide		9			26	748.1.042.1A	Self locking nut		2	
	8	741.4.038.1A	Hose guide		7								
	9	741.1.013.1A	Hose guide		11								
	10	827.1.214.1A	Plate		1								
	11	852.5.030.1A	Screw		1								
	12	389.4.006.1A	Fuse 3A		1								
	12	389.4.008.1A	Fuse 15A		2								
	12	389.4.010.1A	Fuse 30A		2								
	12	389.4.013.1A	Fuse 20A		2								
	12	389.4.015.1A	Fuse 5A		1								
	12	389.4.016.1A	Fuse 10A		1								
	13	771.5.040.2B	Screw		1								
	13	829.1.704.1A	Holder		1								
	14	516.4.003.1B	Horn (BLACK)		1								
	15	772.5.008.1A	Screw		1								
	16	716.1.044.1B	Spacer		2								
	17	830.1.410.1A	Support AV. faisceau		4								
	18	541.4.007.1A	Relay		3								
	19	0691.91.030	Hose guide		12								

CATALOGUE No:
ISSUED:**915.1.241.1A**
03 - 06CATALOGUE No:
ISSUED:**915.1.241.1A**
03 - 06

DRAWING



039a

BATTERY BOX MOUNT



DRAWING

039a**BATTERY BOX MOUNT**

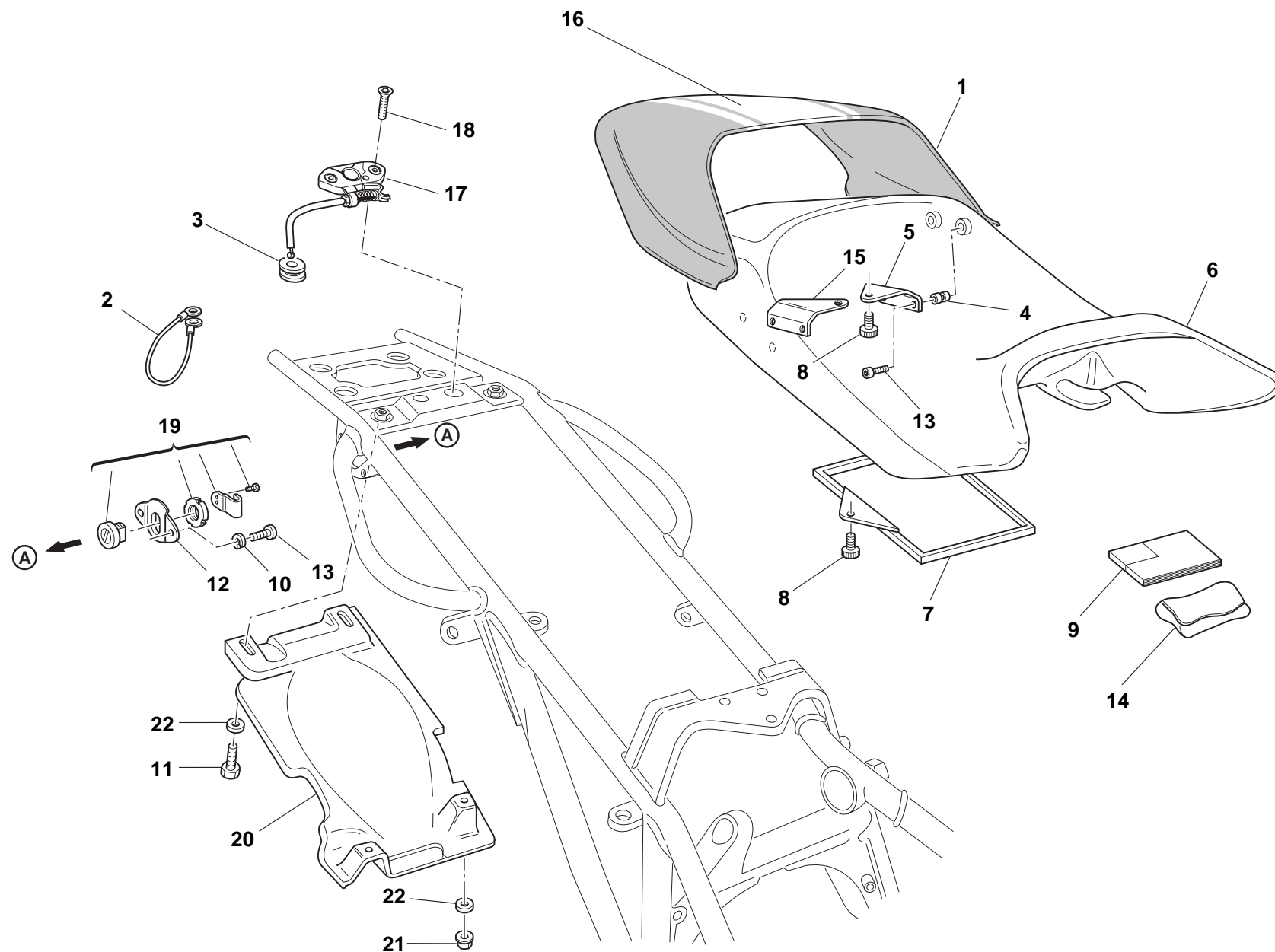
NOTES	N.	CODE NO.	DESCRIPTION	VALIDITY	Q.TY		NOTES	N.	CODE NO.	DESCRIPTION	VALIDITY	Q.TY	
	1	853.5.010.1A	Spring washer		2								
	2	750.5.005.1A	Nut		2								
	3	514.1.049.1A	Solenoid starter-starter motor cable		1								
	4	397.2.001.2A	Remote switch		1								
	5	741.5.034.1A	Hose guide		1								
	6	759.1.006.1A	Spring hook		1								
	7	590.1.285.1A	Breather pipe		1								
	8	672.1.029.1A	Rubber cap		1								
	9	830.1.396.1A	Bracket		1								
	10	700.1.031.1A	Vibration damper		4								
	11	829.1.283.1B	Battery box mount		1								
	12	829.1.285.3A	Battery carpet		1								
	13	0000.56525	Screw		7								
	14	395.4.013.1C	Battery		1								
	15	853.5.009.1A	Spring washer		1								

CATALOGUE No:
ISSUED:**915.1.241.1A**
03 - 06CATALOGUE No:
ISSUED:**915.1.241.1A**
03 - 06

DRAWING



040

SEAT



DRAWING

040**SEAT**

NOTES	N.	CODE NO.	DESCRIPTION	VALIDITY	Q.TY		NOTES	N.	CODE NO.	DESCRIPTION	VALIDITY	Q.TY	
	1	595.1.025.3CA	Cover (RED/WHITE STRIP)		1			16	436.1.173.1A	White strip		1	
	1	595.1.025.3CG	Cover (BLACK/GREY STRIP)		1			16	436.1.173.1AB	Red strip		1	
	1	595.1.025.3CL	Cover (PEARL/RED STRIP)		1			16	436.1.173.1AG	Grey strip		1	
	2	732.1.007.1A	Helmet anti-theft wire		1			17	732.2.010.2A	Flexible cable		1	
	3	764.1.029.1A	Vibration damper pad		1			18	777.5.036.8B	Screw		2	
	4	850.4.016.1A	Threaded insert		4			19	598.2.019.1A	Seat lock		1	
	5	827.1.097.1B	L.H. plate		1			20	565.1.017.2A	Mudflap		1	
	6	595.1.036.3A	Seat padding		1			21	749.4.031.1A	Nut		2	
	7	247.1.086.1A	Cover		1			22	852.5.029.1A	Washer		4	
	8	779.1.104.1B	Special screw		3								
D	9	913.7.111.1A	Owner's manual		1								
F	9	913.7.111.1A	Owner's manual		1								
GB	9	913.7.111.1A	Owner's manual		1								
I	9	913.7.111.1A	Owner's manual		1								
F	9	913.7.111.1B	Owner's manual		1								
NL	9	913.7.111.1B	Owner's manual		1								
E	9	913.7.111.1C	Owner's manual		1								
P	9	913.7.111.1C	Owner's manual		1								
J	9	913.7.111.1D	Owner's manual		1								
	10	853.5.008.1A	Spring washer		2								
	11	770.5.063.8B	Screw		2								
	12	829.1.236.1B	Plate		1								
	13	771.5.038.8B	Screw		6								
	14	697.2.006.1C	Tool bag		1								
	15	827.1.096.1B	R.H. plate		1								

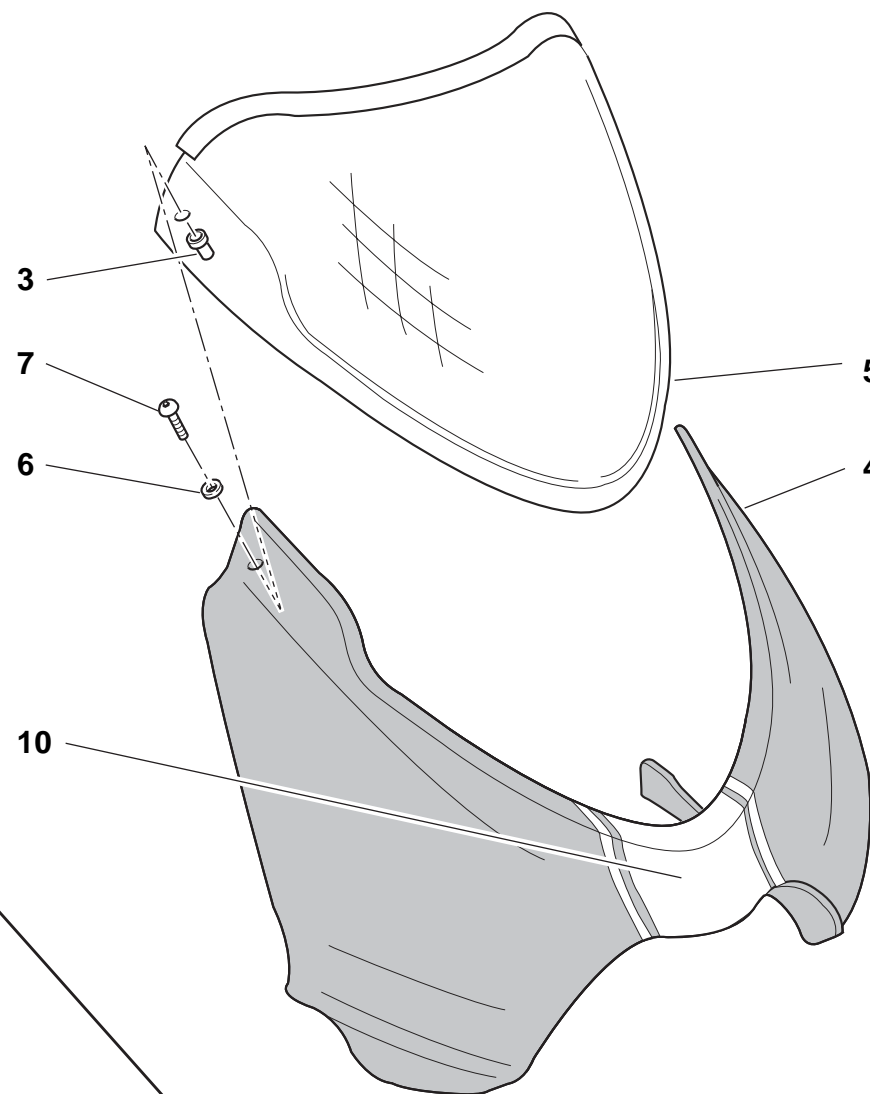
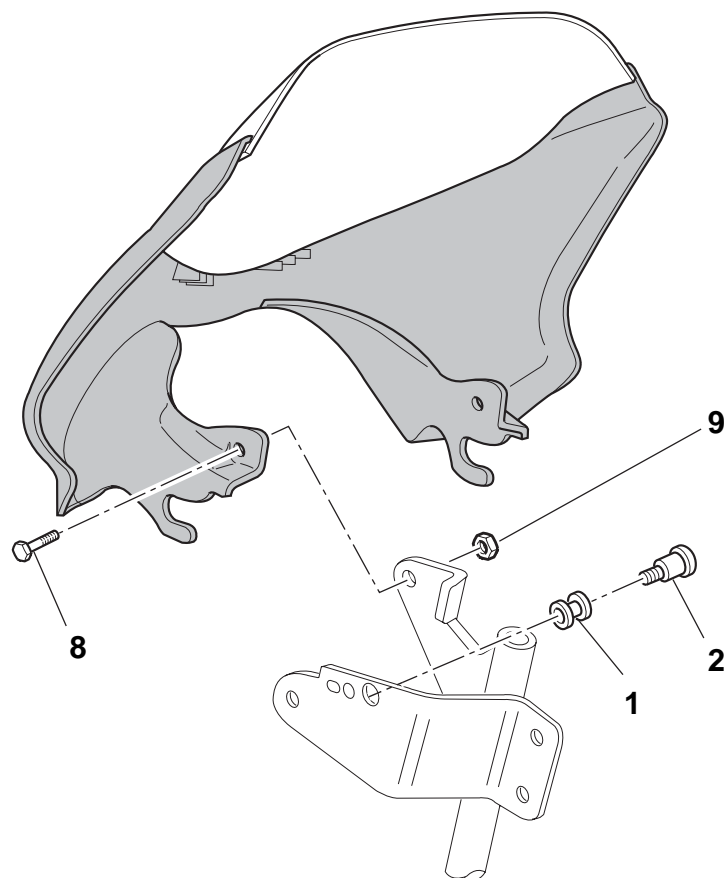
CATALOGUE No: **915.1.241.1A**
ISSUED: **03 - 06**

CATALOGUE No: **915.1.241.1A**
ISSUED: **03 - 06**

DRAWING


041

HEADLIGHT FAIRING



DRAWING

041**HEADLIGHT FAIRING**

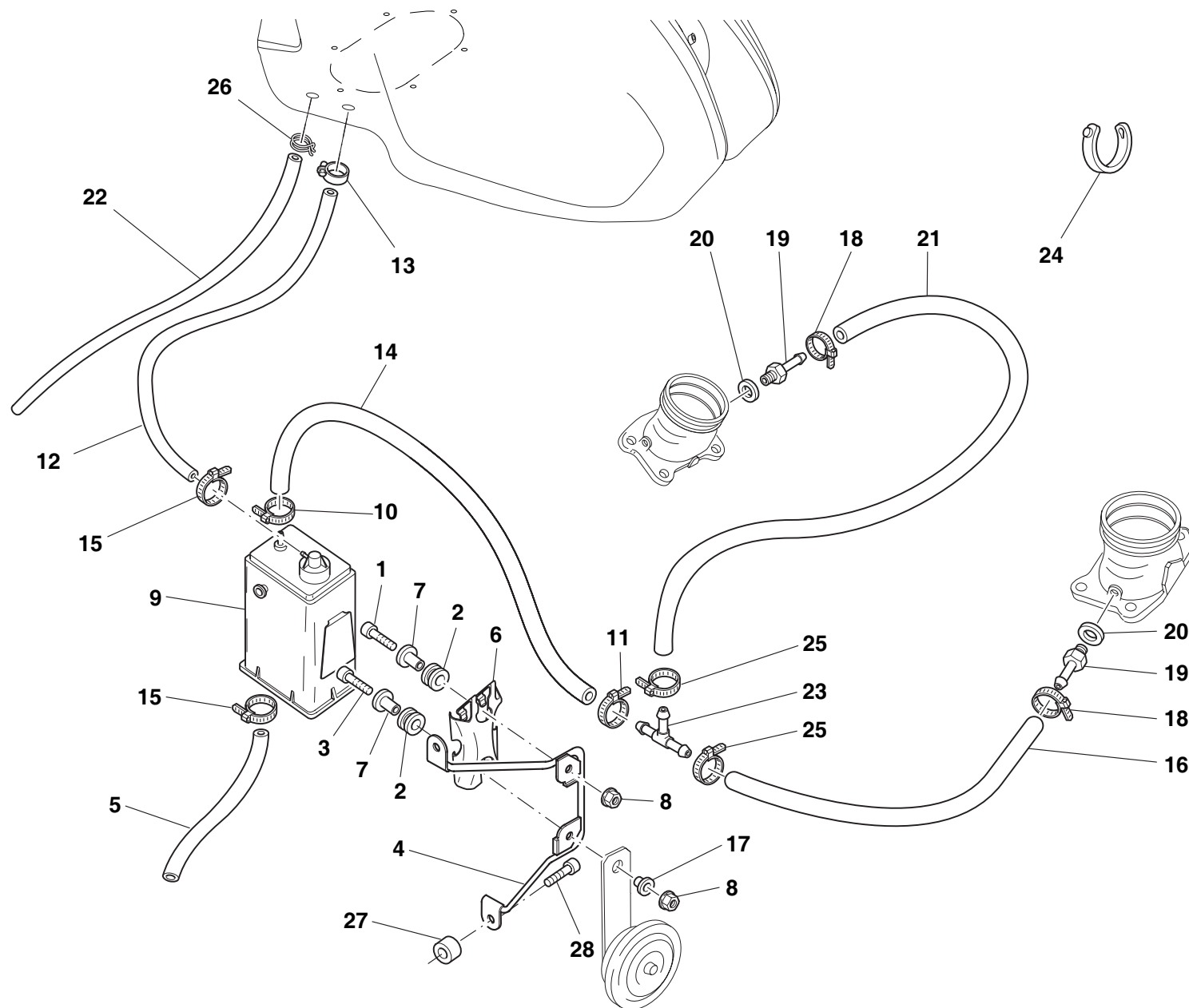
NOTES	N.	CODE NO.	DESCRIPTION	VALIDITY	Q.TY		NOTES	N.	CODE NO.	DESCRIPTION	VALIDITY	Q.TY	
	1	0370.72.020	Vibration damper pad		2								
	2	779.1.475.1A	Special screw		2								
	3	850.4.082.1A	Insert		2								
	4	481.1.037.1AA	Headlight fairing (RED/WHITE STRIP)		1								
	4	481.1.037.1AG	Headlight fairing (BLACK/GREY STRIP)		1								
	4	481.1.037.1AL	Headlight fairing (PEARL/RED STRIP)		1								
	5	487.1.023.2A	Windshield		1								
	6	0000.63161	Washer		2								
	7	779.1.088.1A	Screw		2								
	8	772.5.029.1A	Screw		2								
	9	749.4.031.1A	Nut		2								
	10	437.1.162.1A	White strip		1								
	10	437.1.162.1AB	Red strip		1								
	10	437.1.162.1AG	Grey strip		1								

CATALOGUE No:
ISSUED:**915.1.241.1A**
03 - 06CATALOGUE No:
ISSUED:**915.1.241.1A**
03 - 06

DRAWING



042

CANISTER FILTER



DRAWING

042**CANISTER FILTER**

NOTES	N.	CODE NO.	DESCRIPTION	VALIDITY	Q.TY		NOTES	N.	CODE NO.	DESCRIPTION	VALIDITY	Q.TY	
	1	779.5.001.1B	Screw		1			26	741.4.043.1A	Hose guide		1	
	2	764.1.029.1A	Vibration damper pad		2			27	713.1.307.1A	Spacer		2	
	3	779.5.025.1A	Screw		1			28	771.5.069.8B	Screw		2	
	4	827.1.403.1A	Bracket		1								
	5	9583.61.716	Pipe		1								
	6	827.1.157.1A	Plate		1								
	7	716.1.043.1B	Spacer		2								
	8	749.4.031.1A	Nut		2								
	9	426.1.007.1A	Canister filter		1								
	10	741.4.058.1A	Hose guide		1								
	11	741.4.063.1A	Hose guide		1								
	12	590.1.243.1A	Pipe		1								
	13	741.4.057.1A	Hose guide		1								
	14	590.1.213.1A	Pipe		1								
	15	741.4.100.1A	Hose guide		2								
	16	590.1.265.1A	Pipe		1								
	17	716.1.111.1A	Spacer		1								
	18	741.4.013.1B	Clamp		2								
	19	814.1.111.2B	Union		2								
	20	852.5.025.1A	Aluminium gasket th.1		4								
	21	590.1.245.1A	Pipe		1								
	22	590.1.207.1A	Pipe		1								
	23	814.1.182.1A	Shunt valve		1								
	24	0691.91.030	Hose guide		1								
	25	741.4.064.1A	Clamp		2								

CATALOGUE No:
ISSUED:**915.1.241.1A**
03 - 06CATALOGUE No:
ISSUED:**915.1.241.1A**
03 - 06

DRAWING

043

MARKING PLATES

OBJECTS IN MIRROR ARE
CLOSER THAN THEY APPEAR

Cod.43311661A

2

WARNING

DO NOT ATTEMPT TO LOOK THROUGH THIS FAIRING. THIS IS NOT A WINDSHIELD, BUT AN AERODYNAMIC FAIRING ONLY; FAILURE TO OBSERVE THIS WARNING COULD RESULT IN A COLLISION OR UPSET AND CONSEQUENT SERIOUS BODILY INJURY.

Cod. 433 1 165 1A


4

CAUTION

NEVER FILL TANK SO FUEL LEVEL RISES INTO FILLER NECK. IF TANK IS OVERFILLED, HEAT MAY CAUSE FUEL TO EXPAND AND FLOW INTO EVAPORATIVE EMISSION CONTROL SYSTEM RESULTING IN HARD STARTING AND ENGINE HESITATION.

Cod.43311641A

3





HELMET HOLDER
UNDER THE SEAT

1

DRAWING

043

MARKING PLATES

NOTES	N.	CODE NO.	DESCRIPTION	VALIDITY	Q.TY		NOTES	N.	CODE NO.	DESCRIPTION	VALIDITY	Q.TY	
	1	433.1.170.1A	Sticker		1								
	2	433.1.166.1A	Label		2								
	3	433.1.164.1A	Sticker		1								
	4	433.1.165.1A	Sticker		1								

INDEX

CODE No.	Drwg.	POS. N.	CODE No.	Drwg.	POS. N.	CODE No.	Drwg.	POS. N.	CODE No.	Drwg.	POS. N.	CODE No.	Drwg.	POS. N.
0000.36230	038	15	0659.16.555	004	1	0765.92.205	002	21	158.2.020.1A	006	5	184.1.005.1A	030	25
0000.36726	037	24	0659.37.040	028	19	0796.38.305	037	11	160.1.021.1C	035	5	187.1.002.1A	029	22
0000.36726	038	23	0659.38.226	037	15	0797.41.090	037	22	160.1.057.1A	012	13	187.1.002.1A	031	20
0000.56525	021	12	0660.13.060	002	19	0799.13.110	002	27	160.1.094.1A	015	21	190.2.011.1A	004	8
0000.56525	039	13	0660.13.070	002	13	112.1.012.1AB	006	8	160.2.367.1A	019	3	194.2.015.1A	004	12
0000.61078	030	4	0660.13.143	002	9	112.1.012.1AC	006	8	162.1.001.1B	004	7	195.4.003.1A	004	22
0000.61078	031	12	0660.13.165	002	25	117.1.028.1A	026	24	170.2.032.1A	004	17	196.1.001.2B	004	10
0000.63161	024	20	0660.16.145	004	21	117.1.058.1A	030	24	171.2.020.2B	008	13	198.1.029.1A	004	13
0000.63161	041	6	0660.50.020	012	8	117.2.006.1A	004	29	172.1.002.1B	003	10	208.1.009.6A	013	3
0000.66181	029	15	0665.49.680	005	1	117.2.049.1A	024	14	172.1.003.2A	003	8	209.1.013.6A	013	16
0000.68490	029	14	0670.16.145	003	7	120.2.083.4A	007	10	172.1.004.2A	003	5	209.1.014.6A	013	4
0000.70139	001	2	0670.16.150	003	3	121.1.078.1B	007	3	172.1.005.2A	003	9	210.1.027.1A	013	14
0124.40.060	008	15	0670.16.155	003	19	121.1.079.1A	007	2	172.1.006.1B	003	18	211.1.031.1A	013	5
0251.47.050	003	1	0670.16.164	003	11	121.2.031.1A	007	4	172.1.007.1B	003	24	225.2.175.1A	010	1
0251.47.054	003	1	0670.16.165	003	15	122.2.064.2A	007	1	172.1.008.1A	003	22	242.2.062.2A	011	13
0272.91.090	002	8	0670.16.170	003	26	140.1.049.1A	014	10	172.1.009.2A	003	21	243.1.025.1AD	005	1
0370.49.250	010	22	0670.16.171	003	26	146.2.122.1A	006	1	172.1.010.2A	003	20	243.2.038.3A	005	6
0370.69.020	026	27	0670.16.184	003	15	147.1.014.1A	008	10	172.1.011.2A	003	23	245.1.072.1A	008	3
0370.72.020	029	12	0670.16.185	003	15	148.2.078.2B	015	15	173.1.012.3A	012	20	245.1.073.1A	008	1
0370.72.020	031	8	0670.49.310	009	26	148.2.079.2B	015	20	174.1.025.2A	009	12	246.1.060.2A	024	24
0370.72.020	041	1	0691.91.030	038	2	148.2.080.1B	015	14	174.2.025.6A	009	1	246.1.074.1A	021	11
0374.37.190	027	4	0691.91.030	039	19	148.2.081.1B	015	18	176.1.001.1A	012	6	246.2.011.1A	018	3
0400.09.050	002	21	0691.91.030	042	24	149.1.032.3A	003	25	176.1.009.1A	012	10	247.1.002.1BC	011	23
0400.17.030	004	26	0755.29.025	006	10	150.2.005.2A	003	27	180.1.001.1A	002	11	247.1.083.1AE	011	2
0400.29.125	002	34	0755.29.025	008	12	150.2.006.1B	003	2	180.1.002.1A	002	12	247.1.086.1A	040	7
0400.29.126	002	34	0755.49.265	010	24	150.2.087.1A	003	28	180.1.008.1A	002	24	247.1.120.1A	007	8
0619.50.065	012	17	0759.49.280	009	15	153.1.007.2B	028	21	182.2.018.1A	002	18	247.1.155.2A	007	9

CATALOGUE No:
ISSUED:**915.1.241.1A**
03 - 06CATALOGUE No:
ISSUED:**915.1.241.1A**
03 - 06

INDEX

CODE No.	Drwg.	POS. N.	CODE No.	Drwg.	POS. N.	CODE No.	Drwg.	POS. N.	CODE No.	Drwg.	POS. N.	CODE No.	Drwg.	POS. N.
247.1.161.1A	014	2	301.2.220.1A	015	1	389.4.010.1A	039	12	436.1.172.1AB	020	17	464.1.005.1A	026	14
247.1.163.1A	014	1	303.1.024.1AB	013	12	389.4.013.1A	039	12	436.1.172.1AG	020	17	464.1.006.1A	026	3
247.1.174.1A	009	2	303.1.024.1AC	013	12	389.4.014.1A	039	4	436.1.173.1A	040	16	465.1.008.1A	026	11
247.1.181.1B	023	8	303.1.024.1AD	013	12	389.4.015.1A	039	12	436.1.173.1AB	040	16	465.1.010.1A	026	4
247.1.182.1A	026	1	303.1.025.1AB	013	7	389.4.016.1A	039	12	436.1.173.1AG	040	16	470.1.077.1BB	024	1
247.1.183.1A	026	13	303.1.025.1AC	013	7	390.4.003.1A	038	22	437.1.132.1A	020	2	470.1.077.1BF	024	1
247.1.211.1A	014	2	303.1.025.1AD	013	7	395.4.013.1C	039	14	437.1.162.1A	041	10	470.1.185.1A	036	5
247.1.212.1A	014	1	304.1.031.1A	013	13	397.2.001.2A	039	4	437.1.162.1AB	041	10	470412	017	4
247.1.217.1B	023	11	304.1.031.1AB	013	13	406.1.057.4C	036	1	437.1.162.1AG	041	10	481.1.037.1AA	041	4
247.1.218.1A	026	2	304.1.031.1AC	013	13	417.6.011.3A	005	7	442.2.048.1B	018	6	481.1.037.1AG	041	4
247.1.219.1A	026	10	304.1.033.1A	013	10	417.9.090.1B	032	17	444.4.003.4A	009	20	481.1.037.1AL	041	4
247.1.282.1A	015	6	304.1.033.1AB	013	10	418.4.052.7A	015	11	446.1.005.1A	033	11	482.2.121.1A	024	7
247.1.290.1A	009	19	304.1.033.1AC	013	10	425.4.010.1A	019	10	446.1.006.1A	033	12	482.2.122.1A	024	12
247.2.166.2A	011	31	340.2.329.1A	027	1	426.1.007.1A	042	9	447.1.045.1A	033	9	486.1.056.2A	020	18
250.1.038.1A	009	5	340.2.330.1A	027	2	426.1.010.1A	018	2	449.1.045.1A	003	12	487.1.023.2A	041	5
251.2.011.1A	011	29	341.1.038.1A	028	23	433.1.164.1A	043	3	451.1.017.1A	008	23	492.4.076.1A	035	20
254.4.001.1A	005	4	342.2.015.1C	028	3	433.1.165.1A	043	4	451.1.018.2A	008	6	492.4.085.1A	034	5
255.1.010.2B	008	18	360.1.034.1B	028	24	433.1.166.1A	043	2	451.1.042.1A	008	27	494.1.123.1A	035	10
255.1.019.2A	015	22	360.1.045.1A	028	16	433.1.170.1A	043	1	451.1.043.1A	008	7	497.2.001.2A	034	3
264.4.014.3B	011	1	360.1.050.1A	028	13	433.1.310.1A	033	3	451.1.044.1A	008	24	497.2.003.1A	034	16
270.4.005.1A	012	1	365.2.066.1A	032	6	435.1.097.1AA	020	2	455.2.003.1A	002	4	501.2.100.1AB	034	10
276.1.025.1B	012	16	369.1.008.1A	033	10	436.1.148.1A	020	2	456.2.036.1A	026	17	501.2.100.1AL	034	10
280.4.016.1A	017	11	370.1.034.4AB	033	5	436.1.170.1A	024	21	457.2.018.1B	030	30	502.2.116.1AB	034	7
282.4.056.1B	017	1	372.2.008.3A	032	1	436.1.171.1A	020	16	460.1.239.1A	028	11	502.2.116.1AL	034	7
283.4.011.1A	017	12	380.1.014.3A	039	21	436.1.171.1AB	020	16	463.2.050.5A	014	5	510.1.075.1A	037	5
286.4.134.1C	039	6	389.4.006.1A	039	12	436.1.171.1AG	020	16	463.2.050.5A	014	4	510.1.076.1B	038	11
287.4.024.1B	017	2	389.4.008.1A	039	12	436.1.172.1A	020	17	463.2.053.7A	004	15	510.1.427.2A	039	22

CATALOGUE No:
ISSUED:**915.1.241.1A**
03 - 06CATALOGUE No:
ISSUED:**915.1.241.1A**
03 - 06

INDEX

CODE No.	Drwg.	POS. N.	CODE No.	Drwg.	POS. N.	CODE No.	Drwg.	POS. N.	CODE No.	Drwg.	POS. N.	CODE No.	Drwg.	POS. N.
514.1.032.1A	001	9	539.4.003.1B	030	27	565.1.017.2A	040	20	595.1.025.3CG	040	1	631.4.008.1A	031	3
514.1.033.1A	001	13	539.4.030.1A	005	9	565.1.026.2A	038	12	595.1.025.3CL	040	1	631.4.014.1A	030	14
514.1.035.1A	001	10	539.4.035.1A	029	5	570.1.096.1B	023	7	595.1.036.3A	040	6	631.4.017.1A	031	2
514.1.036.1A	001	10	539.4.036.1A	031	6	571.1.095.1C	023	4	598.2.019.1A	040	19	631.4.019.1A	029	2
514.1.037.1A	001	6	540.4.010.1A	039	3	571.1.096.1B	023	6	598.2.030.1A	024	11	632.1.033.1A	031	18
514.1.038.1A	001	14	541.4.007.1A	039	18	572.1.142.1B	023	3	598.4.016.1A	024	6	650.4.008.1B	028	25
514.1.049.1A	039	3	548.4.063.1A	016	1	573.1.077.1B	023	5	598.4.018.1A	024	10	651.1.001.1A	028	14
516.4.003.1B	039	14	548.4.070.1A	021	1	573.1.078.1B	023	10	610.4.084.1A	029	9	652.4.006.1A	024	27
518.4.004.2B	024	25	549.1.030.1A	016	7	576.1.042.1A	023	19	610.4.085.1A	029	26	654.2.010.1C	028	20
520.4.007.1C	037	1	549.1.061.1A	022	18	585.1.030.1A	022	1	611.4.017.1A	030	11	656.1.034.1B	028	26
521.4.005.1A	037	3	550.4.012.1A	021	4	585.1.031.1A	018	13	612.4.005.1A	029	21	658.4.002.1B	028	29
523.4.014.2A	028	8	552.1.037.1A	001	4	586.1.063.1BG	020	1	612.4.005.1A	031	4	668.1.001.3A	011	16
523.4.015.2A	028	9	552.1.038.1A	001	5	586.1.063.1BJ	020	1	612.4.008.1A	030	15	669.1.001.1E	013	6
525.1.004.3A	038	5	552.1.039.1A	001	19	586.1.063.1BL	020	1	612.4.013.1B	030	13	670.4.016.1B	039	23
525.4.007.3A	038	3	552.1.040.1A	001	11	590.1.184.1A	022	21	612.4.022.1A	029	24	672.1.029.1A	039	8
526.4.003.1A	038	4	552.1.111.1A	023	35	590.1.189.1A	001	1	613.4.030.1A	029	8	676.2.063.1A	033	17
529.1.001.1A	027	5	552.4.013.1A	022	9	590.1.190.1A	001	2	613.4.054.1A	030	12	676.4.045.1A	033	16
529.1.006.1A	038	26	552.4.020.1A	011	38	590.1.195.1A	019	8	618.4.070.1A	029	19	680.1.001.1B	009	7
529.1.009.1A	038	19	552.4.031.2B	036	4	590.1.207.1A	042	22	619.4.031.1A	030	8	680.5.003.1A	015	19
530.4.007.3A	037	9	552.4.037.2B	030	22	590.1.213.1A	042	14	624.4.040.1A	029	1	684.1.044.1A	023	27
530.4.008.3A	037	16	552.4.048.1A	019	5	590.1.243.1A	042	12	625.4.004.1A	030	1	684.1.085.1A	018	4
530.4.009.3A	038	14	553.4.004.1A	022	19	590.1.245.1A	042	21	626.4.013.1A	030	3	685.1.006.1A	020	9
530.4.010.3A	038	10	556.1.013.2A	025	3	590.1.265.1A	042	16	626.4.032.1A	029	7	697.2.006.1C	040	14
532.4.010.1A	037	23	556.2.034.1A	025	1	590.1.285.1A	039	7	626.4.032.1A	031	5	698.1.033.1A	001	15
532.4.010.1A	038	24	561.1.018.1A	038	1	593.1.003.1B	010	11	630.4.030.1A	031	1	6AN155087	028	18
539.1.021.1B	002	6	561.1.019.1A	038	20	593.1.018.1A	009	29	631.4.008.1A	029	6	700.1.017.1E	035	9
539.1.023.2A	025	5	564.1.060.1A	024	16	595.1.025.3CA	040	1	631.4.008.1A	030	2	700.1.031.1A	039	10

CATALOGUE No:
ISSUED:**915.1.241.1A**
03 - 06CATALOGUE No:
ISSUED:**915.1.241.1A**
03 - 06

INDEX

CODE No.	Drwg.	POS. N.	CODE No.	Drwg.	POS. N.	CODE No.	Drwg.	POS. N.	CODE No.	Drwg.	POS. N.	CODE No.	Drwg.	POS. N.
700.1.036.1A	012	24	710.1.001.1A	009	13	713.1.140.1A	010	4	716.1.119.1A	023	14	741.4.043.1A	029	16
700.1.038.1B	036	7	710.1.002.1A	004	23	713.1.157.1A	003	13	72094.1616	010	17	741.4.043.1A	030	7
700.1.039.1A	033	2	710.1.025.1A	032	4	713.1.192.1A	030	23	72121.2106	006	4	741.4.043.1A	031	14
700.1.049.1A	026	9	710.1.061.1A	006	7	713.1.196.1A	034	17	723.1.003.1A	037	4	741.4.043.1A	042	26
701.4.003.1A	012	19	710.1.069.1A	010	12	713.1.197.3A	034	2	724506001	026	25	741.4.057.1A	042	13
701.4.005.1A	003	4	710.1.070.1A	010	4	713.1.266.1A	003	15	732.1.007.1A	040	2	741.4.058.1A	042	10
701.4.006.1A	032	3	710.1.085.1A	032	9	713.1.304.1A	021	8	732.2.010.2A	040	17	741.4.063.1A	042	11
701.4.007.1A	012	21	710.1.088.1A	032	18	713.1.307.1A	042	27	7350.33.804	008	26	741.4.064.1A	042	25
702.4.004.1A	028	6	710.1.107.1A	028	34	713.1.332.1A	024	3	73500.1440	012	11	741.4.067.1A	014	9
702.4.009.1A	011	11	711.1.067.1A	035	7	713.1.332.1A	038	8	73500.1542	002	15	741.4.092.1A	019	9
702.4.010.2A	011	9	711.1.089.1A	006	6	713.1.365.1A	010	29	73500.2054	008	9	741.4.093.1A	019	7
702.4.013.1A	010	19	711.1.091.2A	015	10	713.1.365.1A	011	46	73503.3380	010	9	741.4.100.1A	042	15
702.4.017.1A	004	20	711.1.093.2A	007	12	713.4.003.1A	021	13	73503.3380	010	10	741.4.137.1A	023	9
702.4.020.1A	010	11	711.1.095.1A	010	7	714.1.027.1A	034	15	73503.3380	011	17	741.4.146.1A	023	33
702.4.033.1A	010	21	711.1.130.1A	028	33	714.1.041.1A	035	12	737.4.012.4A	008	22	741.4.149.1A	022	8
702.4.033.1A	010	2	711.1.160.1A	005	13	714.1.047.1A	034	9	741.1.012.1A	039	7	741.4.151.1A	022	5
702.4.058.1A	008	25	711.1.160.1A	011	14	715.1.004.1A	032	8	741.1.013.1A	039	9	741.4.160.1A	022	25
702.5.008.1A	010	6	712.1.013.2A	020	6	716.1.003.1A	016	3	741.1.032.1A	030	38	741.5.034.1A	039	5
702.5.008.1A	011	4	712.1.018.1A	035	8	716.1.022.1B	018	9	741.4.001.1A	022	23	74172.1008	008	16
702.5.016.1A	004	14	712.1.034.1A	026	18	716.1.022.1B	037	13	741.4.002.1A	007	15	74223.1045	018	12
702.5.019.1A	010	1	712.1.034.1A	030	26	716.1.043.1B	042	7	741.4.002.1A	018	15	74224.0570	004	24
702.5.044.1A	003	29	713.1.012.1B	004	31	716.1.044.1B	039	16	741.4.013.1B	017	3	747.1.006.1B	032	14
702.5.045.1A	034	8	713.1.014.1A	003	11	716.1.056.1A	026	11	741.4.013.1B	042	18	747.5.001.1AB	026	23
703.1.013.1A	028	12	713.1.014.1E	003	11	716.1.072.2A	008	20	741.4.024.1A	018	18	747.5.003.1A	030	29
703.5.002.2A	015	4	713.1.014.1F	003	11	716.1.073.2A	008	17	741.4.025.1A	022	24	747.5.007.1A	028	1
703.5.006.2A	008	21	713.1.082.1A	023	24	716.1.107.1B	023	29	741.4.038.1A	039	8	748.1.014.1A	034	1
70610.8120	004	11	713.1.128.1B	011	27	716.1.111.1A	042	17	741.4.043.1A	022	12	748.1.024.1A	023	18

CATALOGUE No:
ISSUED:**915.1.241.1A**
03 - 06CATALOGUE No:
ISSUED:**915.1.241.1A**
03 - 06

INDEX

CODE No.	Drwg.	POS. N.	CODE No.	Drwg.	POS. N.	CODE No.	Drwg.	POS. N.	CODE No.	Drwg.	POS. N.	CODE No.	Drwg.	POS. N.
748.1.040.1A	002	23	750.1.136.1A	015	7	764.1.084.1A	038	7	771.5.065.8B	007	5	771.5.078.8B	005	3
748.1.042.1A	039	26	750.5.001.1B	037	17	764.1.090.1A	018	10	771.5.065.8B	011	3	771.5.078.8B	012	12
748.1.044.1A	008	8	750.5.005.1A	012	3	764.1.090.1A	037	12	771.5.065.8B	014	3	771.5.079.8B	005	17
748.1.050.1A	010	14	750.5.005.1A	039	2	76400.0004	010	25	771.5.065.8B	014	3	771.5.080.8B	010	15
748.4.002.1A	024	17	75113.2566	004	18	76402.0002	003	17	771.5.065.8B	022	16	771.5.123.8B	002	30
748.4.024.1AB	035	4	75191.3380	010	5	766.1.045.1A	010	16	771.5.065.8B	038	6	771.5.125.8C	030	18
748.4.034.1B	023	34	75794.1542	010	9	766.1.046.1A	015	2	771.5.066.8B	011	20	771.5.129.8B	009	8
748.4.035.1A	033	7	758.1.014.1A	037	14	766.4.019.1A	013	21	771.5.066.8B	012	5	771.5.135.2B	028	31
748.4.038.1A	036	6	759.1.006.1A	039	6	76835.1134	002	10	771.5.066.8B	022	7	771.5.136.8B	010	10
748.4.100.1AB	038	16	759.1.008.1A	035	1	770.5.063.8B	040	11	771.5.067.8B	002	28	771.5.139.8B	010	13
749.4.002.1A	024	23	759.1.009.1A	034	12	770.5.250.8B	010	5	771.5.067.8B	039	2	771.5.665.2B	030	21
749.4.004.1A	026	20	760.1.003.1B	018	11	770.5.250.8B	011	6	771.5.069.8B	005	5	771.5.667.8B	026	22
749.4.031.1A	024	8	760.4.006.1B	020	5	771.1.015.1A	032	10	771.5.069.8B	009	10	771.5.667.8B	037	6
749.4.031.1A	038	9	76266.2668	010	26	771.1.016.1A	032	11	771.5.069.8B	011	19	771.5.723.8B	026	13
749.4.031.1A	040	21	764.1.001.1A	023	21	771.1.026.1A	005	2	771.5.069.8B	012	22	771.5.725.2B	028	22
749.4.031.1A	041	9	764.1.002.1A	013	8	771.1.027.1A	005	8	771.5.069.8B	018	5	771.5.727.8B	023	28
749.4.031.1A	042	8	764.1.003.1B	004	6	771.1.048.1A	025	2	771.5.069.8B	037	10	771.5.727.8B	028	7
749.5.001.1B	038	17	764.1.011.2A	026	16	771.5.038.8B	040	13	771.5.069.8B	042	28	771.5.937.8B	032	7
750.1.002.1B	004	25	764.1.011.2A	030	31	771.5.040.2B	020	13	771.5.071.8B	010	32	771.5.938.8B	032	5
750.1.007.1A	003	32	764.1.015.1B	024	4	771.5.040.2B	039	13	771.5.071.8B	011	15	772.1.004.2B	033	13
750.1.012.2A	006	14	764.1.022.1A	016	2	771.5.040.8B	011	5	771.5.071.8B	011	45	772.1.005.1B	035	19
750.1.018.1C	035	2	764.1.022.1A	021	6	771.5.041.8B	016	14	771.5.071.8B	012	23	772.1.047.1B	028	10
750.1.019.1B	034	13	764.1.024.1A	023	23	771.5.043.8B	004	4	771.5.071.8B	022	15	772.1.050.1A	036	3
750.1.048.1A	025	10	764.1.029.1A	024	2	771.5.045.7E	020	14	771.5.072.8B	010	14	772.1.063.1A	030	16
750.1.057.1A	006	13	764.1.029.1A	040	3	771.5.062.8B	020	10	771.5.073.1B	039	5	772.5.008.1A	039	15
750.1.060.1B	032	20	764.1.029.1A	042	2	771.5.064.8B	011	42	771.5.073.8B	039	1	772.5.028.1AB	027	3
750.1.111.1B	032	12	764.1.071.1A	023	32	771.5.065.8B	004	28	771.5.076.8B	028	32	772.5.029.1A	041	8

CATALOGUE No:
ISSUED:**915.1.241.1A**
03 - 06CATALOGUE No:
ISSUED:**915.1.241.1A**
03 - 06

INDEX

CODE No.	Drwg.	POS. N.	CODE No.	Drwg.	POS. N.	CODE No.	Drwg.	POS. N.	CODE No.	Drwg.	POS. N.	CODE No.	Drwg.	POS. N.
772.5.031.1B	018	8	779.1.029.2A	010	16	779.1.397.1A	029	23	780.1.018.1A	009	31	799.1.096.1A	013	19
772.5.032.1A	022	3	779.1.039.1A	002	3	779.1.397.1A	031	19	780.5.001.1A	005	15	799.1.166.1A	026	4
772.5.033.1A	021	9	779.1.088.1A	041	7	779.1.399.1A	034	4	780.5.001.1A	011	33	799.1.181.1A	030	33
772.5.033.1A	023	26	779.1.092.1A	029	13	779.1.415.1A	029	3	781.1.009.1A	016	12	799.1.252.1A	026	7
772.5.033.1A	038	21	779.1.092.1A	031	7	779.1.417.1B	015	12	786.1.055.3A	007	11	799.2.001.1A	025	7
772.5.037.1AB	023	20	779.1.099.1B	028	2	779.1.421.1A	015	3	786.1.087.1A	007	13	799.2.077.2A	009	14
772.5.037.1AB	024	15	779.1.104.1B	040	8	779.1.434.1A	010	28	787.1.011.1A	016	4	800.1.007.1A	007	17
772.5.038.1A	023	25	779.1.109.1A	006	2	779.1.475.1A	041	2	788.1.052.1A	005	14	800.1.008.1A	007	16
773.5.061.8B	014	7	779.1.151.1A	033	1	779.1.482.1A	021	5	788.1.054.2A	012	4	800.1.066.1A	022	6
773.5.069.8B	008	4	779.1.162.2A	009	27	779.1.486.1A	017	6	788.1.064.1A	014	6	800.1.144.1A	022	17
773.5.069.8B	009	3	779.1.187.1A	008	5	779.4.005.2A	025	4	788.1.064.1A	014	5	800.1.145.1A	022	13
773.5.120.8B	035	14	779.1.198.2A	011	40	779.4.075.1A	011	37	788.1.065.1A	009	17	800.1.146.1A	022	20
775.1.002.1A	024	19	779.1.203.2A	002	7	779.4.076.1A	021	3	788.1.076.1A	011	39	800.1.147.1A	022	22
775.1.011.1B	030	39	779.1.205.1AB	026	12	779.4.107.1B	010	3	788.1.076.1AA	011	39	8000.53724	039	25
775.1.020.1A	019	4	779.1.206.1AB	026	8	779.4.116.1A	009	16	788.1.076.1AB	011	39	8000.56443	029	18
775.1.022.1A	016	13	779.1.213.1A	024	13	779.4.116.1A	011	41	788.1.095.1A	015	9	8000.56443	031	13
775.1.022.1B	023	12	779.1.214.1C	036	2	779.5.001.1B	042	1	790.1.004.1A	023	1	8000.62676	025	6
775.1.031.1B	026	2	779.1.221.1B	024	9	779.5.004.1A	020	12	790.1.018.1A	023	2	8000.62728	028	28
775.1.031.1B	026	3	779.1.237.1A	030	32	779.5.024.1A	030	17	791.1.039.1A	020	20	8000.66774	028	27
775.1.035.1A	021	15	779.1.247.1B	023	31	779.5.025.1A	042	3	791.1.070.1A	017	9	8000.78345	028	15
775.1.035.1C	023	15	779.1.303.1B	033	8	779.5.030.2A	015	16	791.2.028.2A	007	6	802.1.015.1A	017	8
775.4.004.1A	028	35	779.1.315.1A	030	41	779.5.056.1A	028	17	799.1.025.1A	002	20	808.1.046.1A	033	6
777.5.019.7E	020	4	779.1.318.1A	016	9	779.5.056.1A	037	18	799.1.049.1A	002	1	80A0.62649	023	22
777.5.036.8B	040	18	779.1.331.1E	029	25	779.5.059.1A	029	10	799.1.051.2A	006	3	80C0.05893	020	7
777.5.049.8B	011	24	779.1.335.1A	018	19	779.5.059.1A	031	10	799.1.052.2A	017	5	80N021507	026	6
778.5.012.1A	013	20	779.1.366.1AB	030	9	780.1.005.1A	010	6	799.1.055.1A	009	30	814.1.081.1A	007	14
779.1.007.2A	006	9	779.1.366.1AB	031	16	780.1.007.1A	023	16	799.1.095.1A	013	18	814.1.111.2B	042	19

CATALOGUE No:
ISSUED:**915.1.241.1A**
03 - 06CATALOGUE No:
ISSUED:**915.1.241.1A**
03 - 06

INDEX

CODE No.	Drwg.	POS. N.	CODE No.	Drwg.	POS. N.	CODE No.	Drwg.	POS. N.	CODE No.	Drwg.	POS. N.	CODE No.	Drwg.	POS. N.
814.1.114.1A	001	8	824.1.068.1A	026	28	829.1.709.1A	029	11	851.1.013.1A	008	14	852.1.104.2M	006	11
814.1.171.1A	019	11	824.1.069.1A	026	12	830.1.144.1A	011	35	851.4.001.1A	004	5	852.1.104.2N	006	11
814.1.179.1A	019	1	824.1.070.1A	026	9	830.1.194.1A	037	8	852.1.001.1B	033	15	852.1.105.1AB	003	26
814.1.182.1A	042	23	825.1.033.1A	035	17	830.1.195.1A	037	20	852.1.002.1B	033	15	852.1.105.1AG	003	26
814.1.259.1A	022	11	826.1.009.1A	002	33	830.1.207.1B	020	19	852.1.003.1B	033	15	852.1.114.1A	011	34
814.1.260.1A	022	14	826.1.012.1A	010	18	830.1.396.1A	039	9	852.1.005.1A	002	14	852.1.120.1A	011	25
815.1.022.1A	016	5	827.1.096.1B	040	15	830.1.404.1B	021	7	852.1.053.2A	002	2	852.1.135.1A	005	3
815.1.028.1A	009	21	827.1.097.1B	040	5	830.1.407.1A	039	20	852.1.055.1A	035	3	852.1.151.1A	026	19
818.2.009.1A	004	3	827.1.157.1A	042	6	830.1.410.1A	039	17	852.1.057.1A	034	14	852.1.151.1A	030	28
819.1.043.1A	034	11	827.1.191.4A	038	13	830.4.001.1A	021	10	852.1.058.2A	035	6	852.1.157.1A	033	18
819.2.048.1A	035	13	827.1.211.1A	024	26	832.1.003.1C	033	14	852.1.065.1A	026	10	852.1.159.1A	035	15
821.1.001.1A	002	26	827.1.214.1A	039	10	840.2.001.1A	013	11	852.1.071.1A	030	36	852.1.172.1A	002	29
821.1.028.1D	020	8	827.1.301.1A	026	5	840.2.002.1B	013	9	852.1.072.1A	023	30	852.1.172.1A	011	7
821.1.068.1B	026	6	827.1.395.1A	022	4	841.1.002.2A	004	2	852.1.094.1A	002	19	852.1.174.1A	002	31
821.1.068.1B	026	8	827.1.396.1A	017	7	841.1.017.1A	037	19	852.1.103.1A	028	4	852.1.176.1A	014	8
821.1.070.1A	002	17	827.1.403.1A	042	4	848.4.026.1A	032	15	852.1.104.1H	006	11	852.1.181.1A	034	6
821.1.075.1A	018	17	829.1.099.1D	037	7	848.4.027.1A	032	13	852.1.104.2A	006	11	852.1.195.1A	005	10
821.1.092.3A	013	17	829.1.134.1A	010	30	848.5.001.1A	026	21	852.1.104.2B	006	11	852.1.195.1A	009	28
821.1.093.4A	013	15	829.1.136.1A	038	25	848.5.002.1A	026	26	852.1.104.2C	006	11	852.1.203.1A	030	20
821.1.096.1AB	030	35	829.1.141.1B	029	20	850.4.016.1A	040	4	852.1.104.2D	006	11	852.2.027.1A	030	42
821.1.098.3A	013	2	829.1.190.1A	039	24	850.4.047.1A	023	36	852.1.104.2E	006	11	852.4.171.1A	021	14
821.1.099.4A	013	1	829.1.236.1B	040	12	850.4.067.1A	024	29	852.1.104.2F	006	11	852.5.001.1A	038	18
821.1.103.1A	025	9	829.1.260.2A	025	8	850.4.082.1A	024	22	852.1.104.2G	006	11	852.5.009.1A	023	13
821.1.159.1A	016	11	829.1.283.1B	039	11	850.4.082.1A	041	3	852.1.104.2I	006	11	852.5.019.1A	020	11
821.1.170.1A	026	15	829.1.285.3A	039	12	851.1.001.1B	004	9	852.1.104.2J	006	11	852.5.023.1A	011	30
821.1.170.1A	030	37	829.1.704.1A	039	13	851.1.004.1A	003	31	852.1.104.2K	006	11	852.5.024.1A	002	5
824.1.067.1B	026	7	829.1.708.1A	031	9	851.1.010.1A	006	12	852.1.104.2L	006	11	852.5.024.1A	005	16

CATALOGUE No:
ISSUED:**915.1.241.1A**
03 - 06CATALOGUE No:
ISSUED:**915.1.241.1A**
03 - 06

INDEX

CODE No.	Drwg.	POS. N.	CODE No.	Drwg.	POS. N.	CODE No.	Drwg.	POS. N.	CODE No.	Drwg.	POS. N.	CODE No.	Drwg.	POS. N.
852.5.024.1A	011	32	856.1.042.1A	024	5	881.1.035.1A	037	21	886.4.049.1A	019	6	88713.1821	001	9
852.5.024.1A	016	8	856.1.061.2A	015	8	881.1.051.1A	011	36	886.4.116.1A	026	29	88713.1832	001	9
852.5.024.1A	023	17	856.1.062.2A	008	19	881.1.051.1A	014	7	886.4.116.1A	030	40	88713.1886	001	13
852.5.024.1A	029	4	856.1.064.2A	010	15	881.2.001.1A	004	19	886.5.003.1A	035	16	88713.1904	001	15
852.5.024.1A	030	10	856.1.071.1A	012	9	882.1.003.1A	008	11	886.5.004.1A	017	10	88713.1906	001	19
852.5.024.1A	031	17	856.1.074.2A	015	23	882.1.006.1A	002	16	886.5.011.1A	007	7	88713.1914	001	18
852.5.025.1A	014	8	860.1.004.1A	010	23	882.1.012.1A	012	15	886.5.015.1A	016	6	88713.1920	001	8
852.5.025.1A	042	20	860.1.004.1A	011	21	884.4.007.1A	033	4	88700.5665	001	10	88713.1980	001	16
852.5.026.1A	010	2	861.5.003.1A	028	30	884.4.042.1A	009	24	88700.5749	001	14	88713.1994	001	10
852.5.028.1A	010	31	863.1.001.1D	035	11	884.5.003.1A	026	5	88713.0123	001	4	88713.2011	001	7
852.5.028.1A	011	44	863.1.002.1A	012	14	884.5.003.1A	026	1	88713.0869	001	15	88713.2036	001	8
852.5.028.1A	037	2	866.1.040.1A	020	3	884.5.004.1A	035	18	88713.0870	001	16	88713.2060	001	11
852.5.029.1A	018	14	872.1.026.1A	024	18	884.5.011.1A	011	8	88713.1010	001	20	88713.2066	001	17
852.5.029.1A	024	28	872.1.046.1A	032	19	884.5.013.1A	005	4	88713.1038	001	1	88713.2068	001	1
852.5.029.1A	040	22	873.1.005.1A	015	13	884.5.016.1A	030	34	88713.1040	001	5	88713.2069	001	2
852.5.030.1A	039	11	875.1.038.2A	032	16	884.5.034.1A	002	22	88713.1058	001	8	88713.2096	001	1
853.1.002.1A	008	2	875.1.048.2A	016	10	884.5.036.1A	009	25	88713.1062	001	9	88713.2102	001	4
853.1.002.1A	009	9	875.1.065.1A	001	3	884.5.036.1A	012	7	88713.1071	001	4	88713.2103	001	7
853.1.003.1A	011	43	876.1.066.1A	018	16	885.5.000.1B	010	27	88713.1072	001	6	88713.2133	001	12
853.1.004.1A	009	11	876.1.082.1A	018	1	886.1.013.1A	019	2	88713.1073	001	7	88713.2669	001	17
853.5.006.1A	030	19	877.1.092.1A	030	6	886.4.018.1A	010	13	88713.1091	001	11	88765.0999	001	6
853.5.008.1A	040	10	877.1.109.1A	017	13	886.4.033.1A	009	4	88713.1213	001	3	88765.1000	001	5
853.5.009.1A	012	2	877.1.110.1A	031	15	886.4.033.1A	011	10	88713.1429	001	2	88765.1005	001	5
853.5.009.1A	039	15	877.1.111.1A	029	17	886.4.034.1A	009	18	88713.1749	001	13	88765.1006	001	5
853.5.010.1A	039	1	877.2.002.1A	018	7	886.4.035.1A	011	22	88713.1791	001	14	88765.1126C	001	24
856.1.001.1A	003	6	881.1.010.1C	012	18	886.4.037.1A	009	6	88713.1805	001	3	88765.1126T	001	16
856.1.031.1A	003	16	881.1.012.1A	002	32	886.4.043.1A	004	27	88713.1806	001	6	88765.1126V	001	14

CATALOGUE No:
ISSUED:**915.1.241.1A**
03 - 06CATALOGUE No:
ISSUED:**915.1.241.1A**
03 - 06

INDEX

CODE No.	Drwg.	POS. N.	CODE No.	Drwg.	POS. N.	CODE No.	Drwg.	POS. N.	CODE No.	Drwg.	POS. N.	CODE No.	Drwg.	POS. N.
88765.1181	001	5	930.4.034.1A	005	6	97900.0215	001	1						
88765.1188	001	12	930.4.035.1A	004	16	97900.0216	001	5						
88765.1298	001	3	930.4.049.1A	003	30	97900.0217	001	15						
88765.1371	001	3	930.4.052.1A	034	18	97900.0218	001	18						
88765.1374	001	4	930.5.005.1A	011	26	97900.0219	001	10						
893.1.007.1A	022	2	930.5.006.2B	011	28	97900.0220	001	21						
893.1.013.1A	005	11	930.5.007.1A	015	17	97900.0221	001	22						
893.2.006.2A	010	7	93781.1824	032	2	97900.0222	001	9						
893.4.005.1A	030	5	93783.1524	011	18	97900.0223	001	11						
893.4.005.1A	031	11	93785.1830	010	8	97900.0224	001	6						
893.4.006.1A	021	2	93823.0128	004	32	97900.0225	001	8						
894.1.020.1A	009	23	93823.2018	004	30	97900.0226	001	12						
895.4.001.2A	020	15	93823.2087	014	4	97900.0227	001	7						
913.7.111.1A	040	9	93823.2087	014	6	97900.0228	001	12						
913.7.111.1A	040	9	93823.2087	022	10	97900.0229	001	13						
913.7.111.1A	040	9	93823.3075	005	7	97900.0230	001	20						
913.7.111.1A	040	9	93823.3156	010	12	97900.0231	001	17						
913.7.111.1B	040	9	93827.0114	005	12	97900.0232	001	16						
913.7.111.1B	040	9	93827.0114	009	22	98112.0002	001	4						
913.7.111.1C	040	9	93827.0114	010	8									
913.7.111.1C	040	9	94247.0014	005	5									
913.7.111.1D	040	9	94247.0014	010	3									
930.1.004.1A	028	5	94247.0014	011	12									
930.4.020.1A	015	5	9583.61.716	042	5									
930.4.021.1A	005	2	97900.0002	001	2									
930.4.022.1A	010	20	97900.0003	001	23									
930.4.023.1A	003	14	97900.0211	001	7									

CATALOGUE No:
ISSUED:

915.1.241.1A
03 - 06

CATALOGUE No:
ISSUED:

915.1.241.1A
03 - 06