

Spare parts catalogue 1100 S **U.S.A.**

DUCATI *MULTISTRADA*

DUCATIMOTOR HOLDING 	MULTISTRADA 1100 S	M.Y. '08	U.S.A.
Spare Parts Department	P.N. 91512691B	Agosto - August '07	Edizione - Edition 00
DUCATIMOTOR HOLDING 	MULTISTRADA 1100 S	M.Y. '08	U.S.A.
Spare Parts Department	P.N. 91512691B	Agosto - August '07	Edizione - Edition 00
DUCATIMOTOR HOLDING 	MULTISTRADA 1100 S	M.Y. '08	U.S.A.
Spare Parts Department	P.N. 91512691B	Agosto - August '07	Edizione - Edition 00
DUCATIMOTOR HOLDING 	MULTISTRADA 1100 S	M.Y. '08	U.S.A.
Spare Parts Department	P.N. 91512691B	Agosto - August '07	Edizione - Edition 00

GENERAL INFORMATION

The present spare parts order exactly the right spare parts

When ordering specify:

1) the part's code number followed by its description; quantity needed;

2) the motorcycle's serial number, stamped on the steering head.

Reference to right and left apply to the vehicle in terms of its direction of movement.

Spare parts drawings are general and do not represent the part.

The contents of this catalogue are general and can undergo changes without prior notice.

VALIDITY

f.m.	Until V.I.N.
d.m.	From V.I.N.
f.m.m.	Up to engine number
d.m.m.	From engine number

LIST

CAL	California
CND	Canada

*Ducati Motor Holding S.p.A.
Commercial and Administration Office:
Via A. Cavalieri Ducati n. 3
40132 Bologna, Italy
Telefono 051 6413111
Fax 051 406580
Internet www.ducati.com*

CATALOGUE No: 915.1.269.1B
ISSUED: 08 - 07

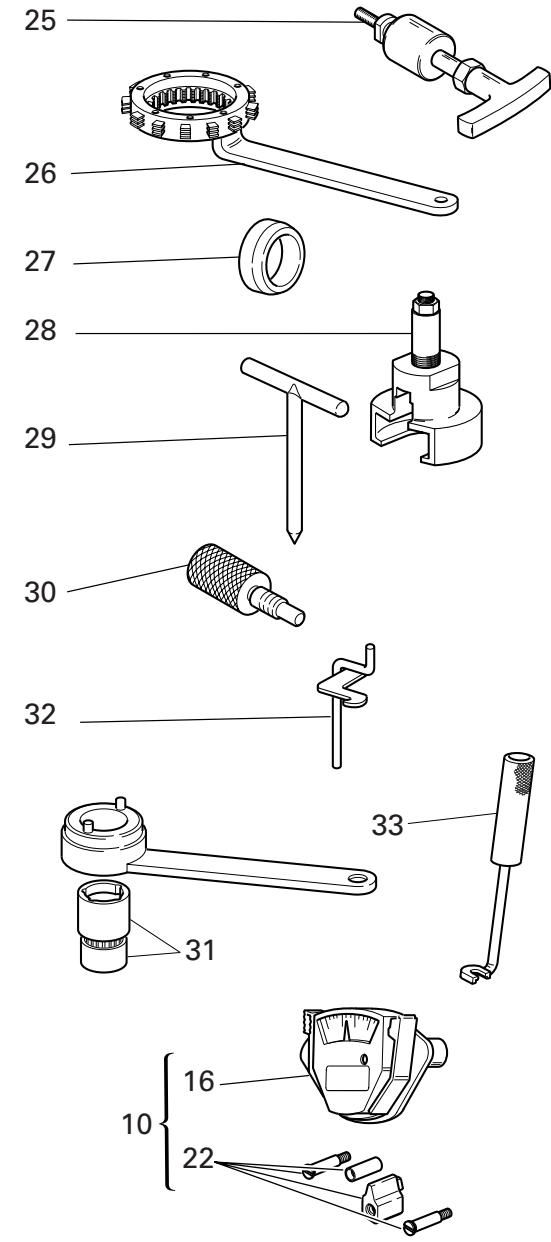
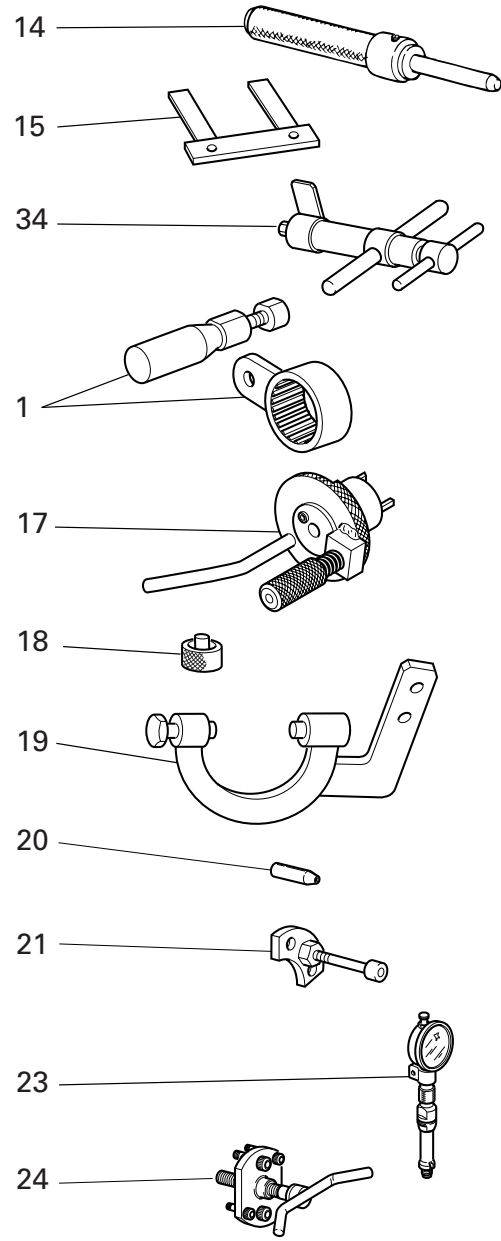
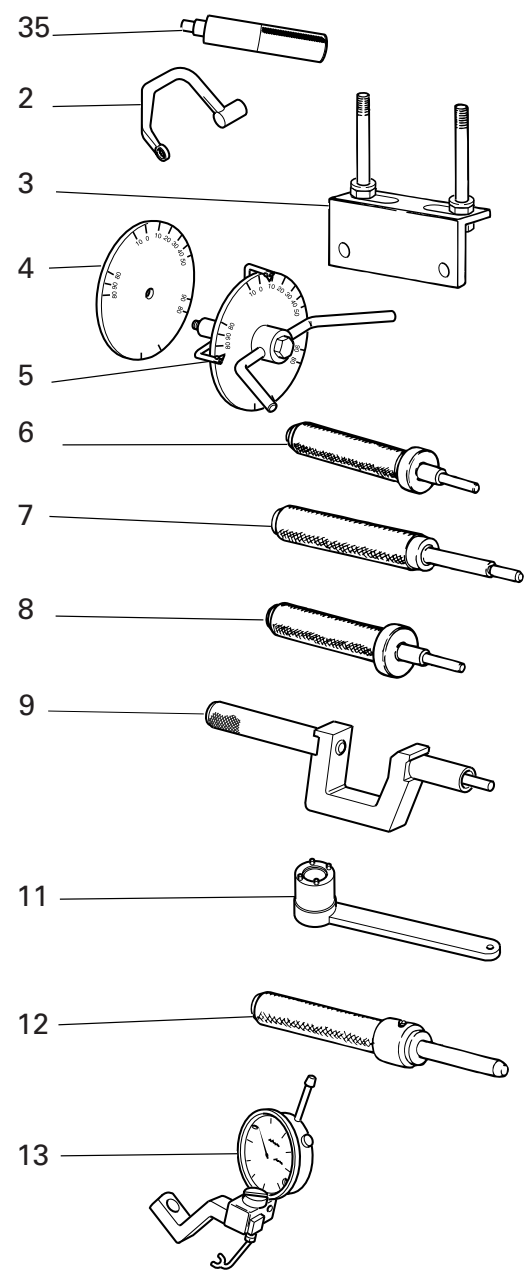
CATALOGUE No: 915.1.269.1B
ISSUED: 08 - 07



Paint	Code
"Rosso Anniversary DUCATI"	(PPG) F_473.101
"Nero Lucido DUCATI"	(PPG) 248.514
"Trasparente"	(PPG) 228.880


page	CONTENTS
4	001 WORKSHOP SERVICE TOOLS
6	001a WORKSHOP SERVICE TOOLS
8	001b DDS TESTER
10	001c WORKSHOP SERVICE TOOLS
12	002 GEARCHANGE CONTROL
14	003 GEARBOX
16	004 CLUTCH
18	005 CLUTCH-SIDE CRANKCASE COVER
20	006 CONNECTING RODS
22	007 CYLINDERS - PISTONS
24	008 TIMING SYSTEM
26	009 FILTERS AND OIL PUMP
28	010 CRANKCASE HALVES
30	011 ALTERNATOR-SIDE CRANKCASE COVER
32	012 ELECTRIC STARTING AND IGNITION
34	013 CYLINDER HEAD : TIMING SYSTEM
36	014 VERTICAL CYLINDER HEAD
38	015 HORIZONTAL CYLINDER HEAD
40	016 INTAKE MANIFOLDS
42	017 EXHAUST SYSTEM
44	018 STANDS
46	019 ELECTRICAL SYSTEM
48	020 BATTERY SUPPORT
50	021 HEADLIGHT & INSTR. PANEL
52	022 NUMBER PLATE HOLDER - TAIL LIGHT
54	023 FRONT FORKS
56	024 FRONT AND REAR WHEELS
58	025 REAR WHEEL AXLE
60	026 HANDLEBAR AND CONTROLS
62	027 CLUTCH CONTROL
64	028 FRONT BRAKE
66	029 REAR BRAKE
68	030 FRAME
70	031 R.H. FOOTRESTS
72	031a L.H. FOOTRESTS
74	032 SWINGARM
76	033 REAR SUSPENSION
78	034 AIR INTAKE - OIL BREATHER
80	035 OIL COOLER
82	036 FUEL TANK
84	037 FUEL SYSTEM
86	038 SEAT
88	039 HEADLIGHT FAIRING
90	039a FAIRING
92	040 EVAPORATIVE EMISSIONS CANISTER
94	041 DATA PLATE POSITIONS

DRAWING 001 WORKSHOP SERVICE TOOLS




DRAWING 001

WORKSHOP SERVICE TOOLS

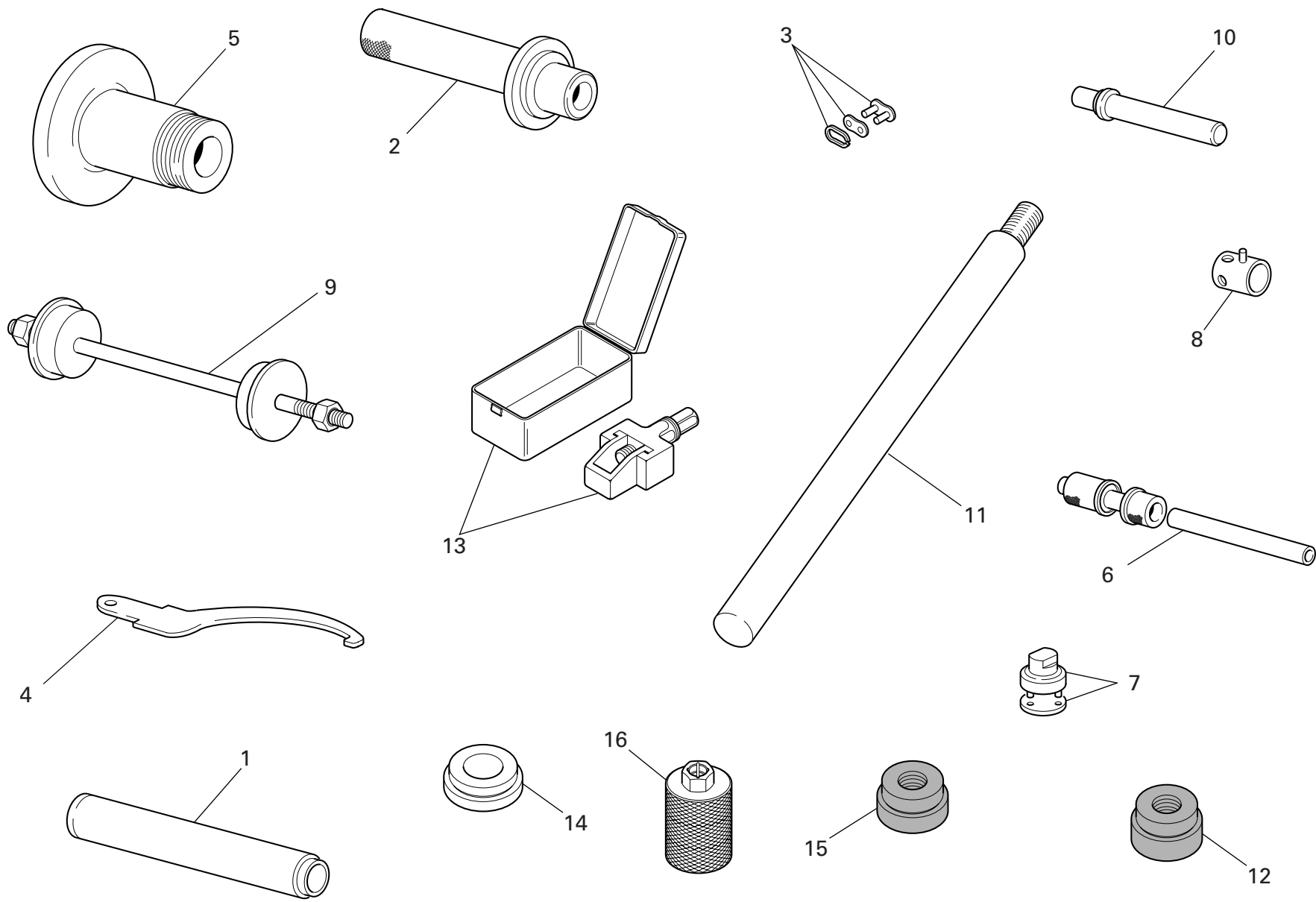
NOTES NO.	CODE NO.	DESCRIPTION	VALIDITY	Q.TY 
1	88713.2355	Wrench for holding timing belt rollers ring nuts		1
2	88713.2676	Head nuts holder wrench		1
3	88713.2103	Head mounting base		1
4	98112.0002	Degree wheel		1
5	88713.0123	Degree wheel holder tool for ignition advance check		1
6	88713.0874	Exhaust valve guide punch tool		1
7	88713.0879	Punch tool to extract valve guide		1
8	88713.0875	Intake valve guide punch tool		1
9	88713.1429	Tool to drive valve seal ring ø7		1
10	051.2.001.1A	Torque wrench for timing belt		1
11	88713.0137	Crankshaft gear holder wrench for tightening nut		1
12	88713.1078	Punch tool for driving exhaust valve seat		1
13	88765.1058	Valve lift gauge		1
14	88713.1079	Punch tool for driving intake valve seat		1
15	88765.1000	Fork feeler gauge 0.1 mm		1
15	88765.1005	Fork feeler gauge 0,2 mm		1
15	88765.1006	Fork feeler gauge 0.3 mm		1
16	88765.0999	Timing belt control gauge		1
17	88713.2011	Tool to hold crankshaft in TDC position		1
18	88765.1298	Spacer for checking lower valve shim		1
19	88713.2036	Flywheel Wrench		1
20	88700.5749	Crankcases assembling cap		1
21	88713.1091	Plate for positioning gear engagement fork		1
22	88765.1086	Conversion kit for 2V belts tensioning tool		1
23	88765.1297	T.D.C. control gauge		1

CATALOGUE No: 915.1.269.1B
ISSUED: 08 - 07


NOTES NO.	CODE NO.	DESCRIPTION	VALIDITY	Q.TY 
24	88713.1749	Drive roller puller		1
25	88713.1994	Rocker shaft extractor		1
26	88713.2133	Wrench to hold clutch housing drum steady		1
27	88700.5665	Sleeve for installing clutch bell gear		1
28	88713.2092	Extractor for primary drive gear		1
29	88713.0262	Pin for assembling rocker arms		1
30	88713.2282	Belt roller timing of two-valve head		1
31	88700.5644	Wrench for camshaft pulley ring nut adjustment		1
32	88713.2362	Tool for assembling closing rocker and spring		1
33	88713.0844	Half-rings mounting punch tool		1
34	88713.1215	Torque wrench for timing belt		1
35	88713.2669	Roller cage fitting tool on primary shaft		1

CATALOGUE No: 915.1.269.1B
ISSUED: 08 - 07

DRAWING 001a WORKSHOP SERVICE TOOLS

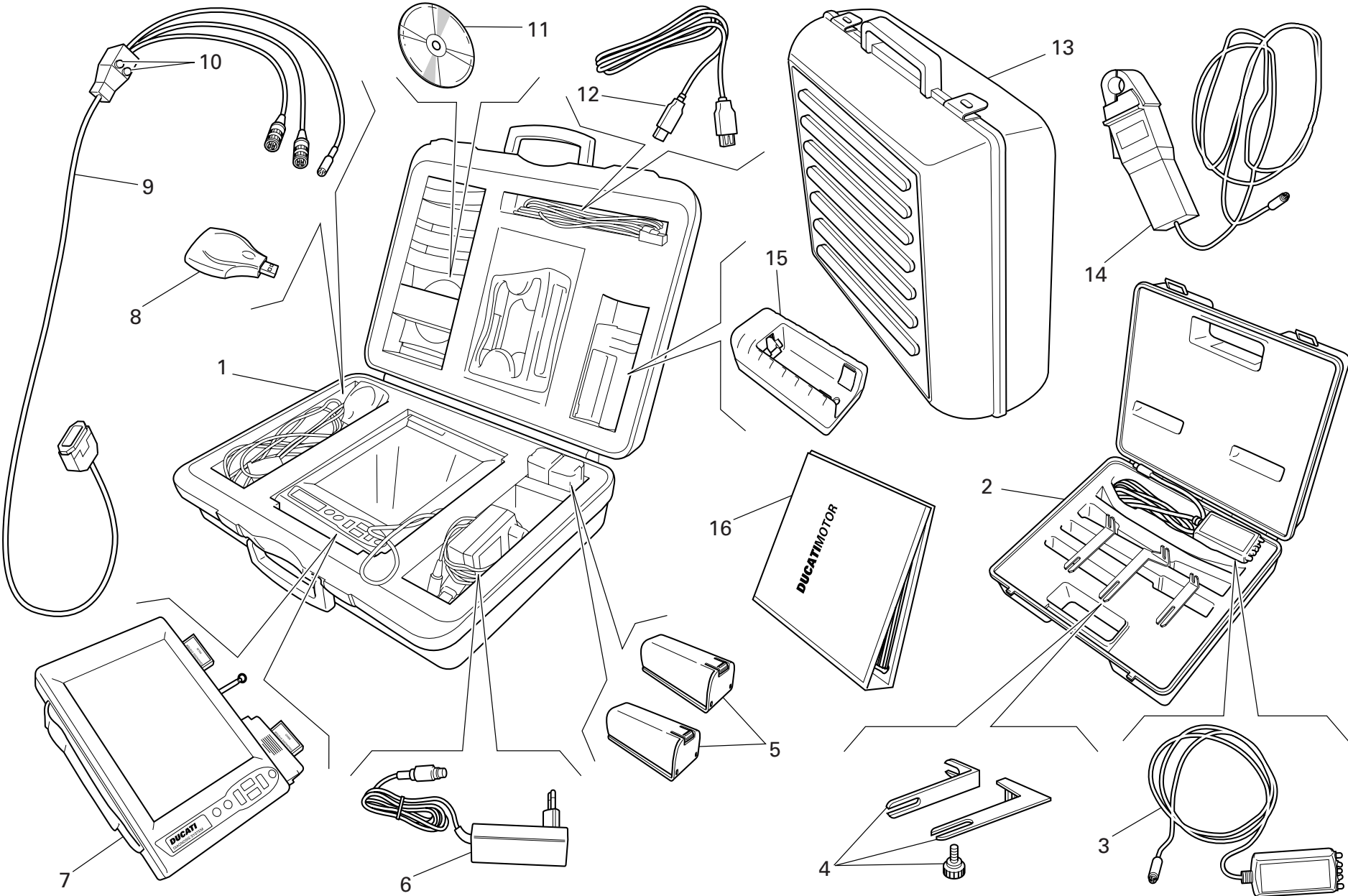


DRAWING 001a WORKSHOP SERVICE TOOLS

NOTES NO.	CODE NO.	DESCRIPTION	VALIDITY	Q.TY 
1	88713.1072	Stopper for driving the half bearing of the steering head base		1
2	88713.1068	Stopper for assembling the rear fork roller bearings		1
3	677.4.002.1A	Coupling		1
4	88713.1038	Wrench for adjusting the eccentric hub		1
5	88713.1073	Tool for balancing rear wheel		1
6	88713.2409	Tool for assembling the swingarm ball bearings		1
7	88713.1058	Wrench for assembling the steering head cap		1
8	8000.70139	Wrench for front wheel spindle		1
9	88713.1062	Tool for assembling the steering head bearings		1
10	88713.1071	Stopper for assembling the rocker needle bearings		1
11	88713.2855	Bushing support bar		1
12	88713.2858	Tool for installing the sliding bushings		1
13	88713.1344	Tool for assembling chain		1
14	88713.2856	Bar guide tool		1
15	88713.2857	Tool for removing the sliding bushings		1
16	88713.2854	Bush for installing/removing the fork plug		1

NOTES NO.	CODE NO.	DESCRIPTION	VALIDITY	Q.TY 
-----------	----------	-------------	----------	--

DRAWING 001b DDS TESTER



DRAWING

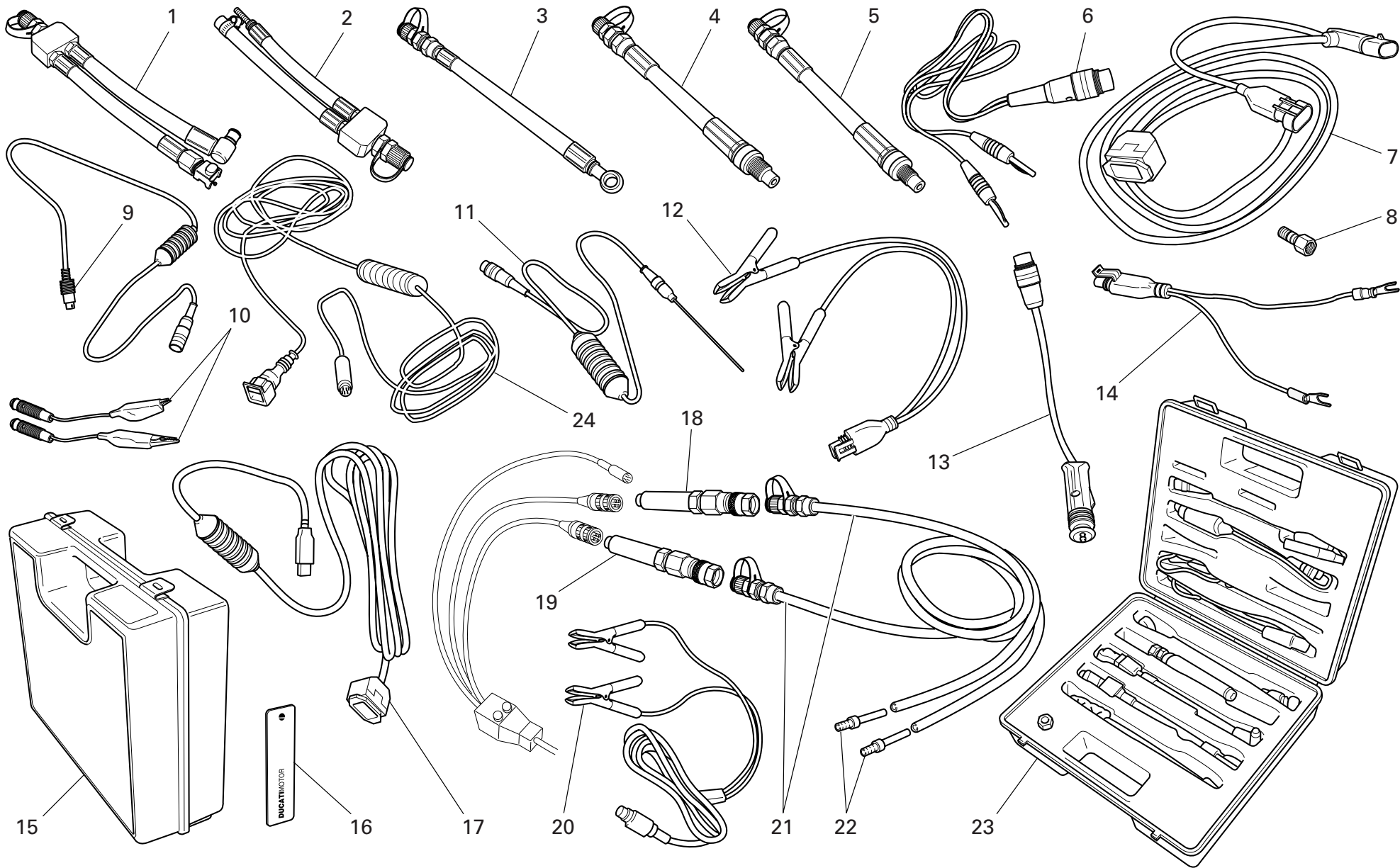
001b

DDS TESTER

NOTES NO.	CODE NO.	DESCRIPTION	VALIDITY	Q.TY
1	97900.0215	DDS (Ducati Diagnosis System) + manifold vacuum meter. kit		1
2	97900.0002	Belt tensioning kit		1
3	88765.1371	Sensor		1
4	88765.1374	Bracket		1
5	97900.0216	Battery		2
6	97900.0224	Feeder		1
7	97900.0211	Bare DDS		1
8	97900.0225	(USB) Memory card reader		1
9	97900.0222	Main cable 1060838		1
10	97900.0219	Fuse		2
11	97900.0223	Software DDS CD		1
12	97900.0226	(USB) Cable extension		1
13	97900.0229	Black case with sponge rubber		1
14	97900.0234	Amperometer plier		1
15	97900.0217	Battery charger		1
16	97900.0232	DDS manual		1

NOTES NO.	CODE NO.	DESCRIPTION	VALIDITY	Q.TY
-----------	----------	-------------	----------	------

DRAWING 001c WORKSHOP SERVICE TOOLS



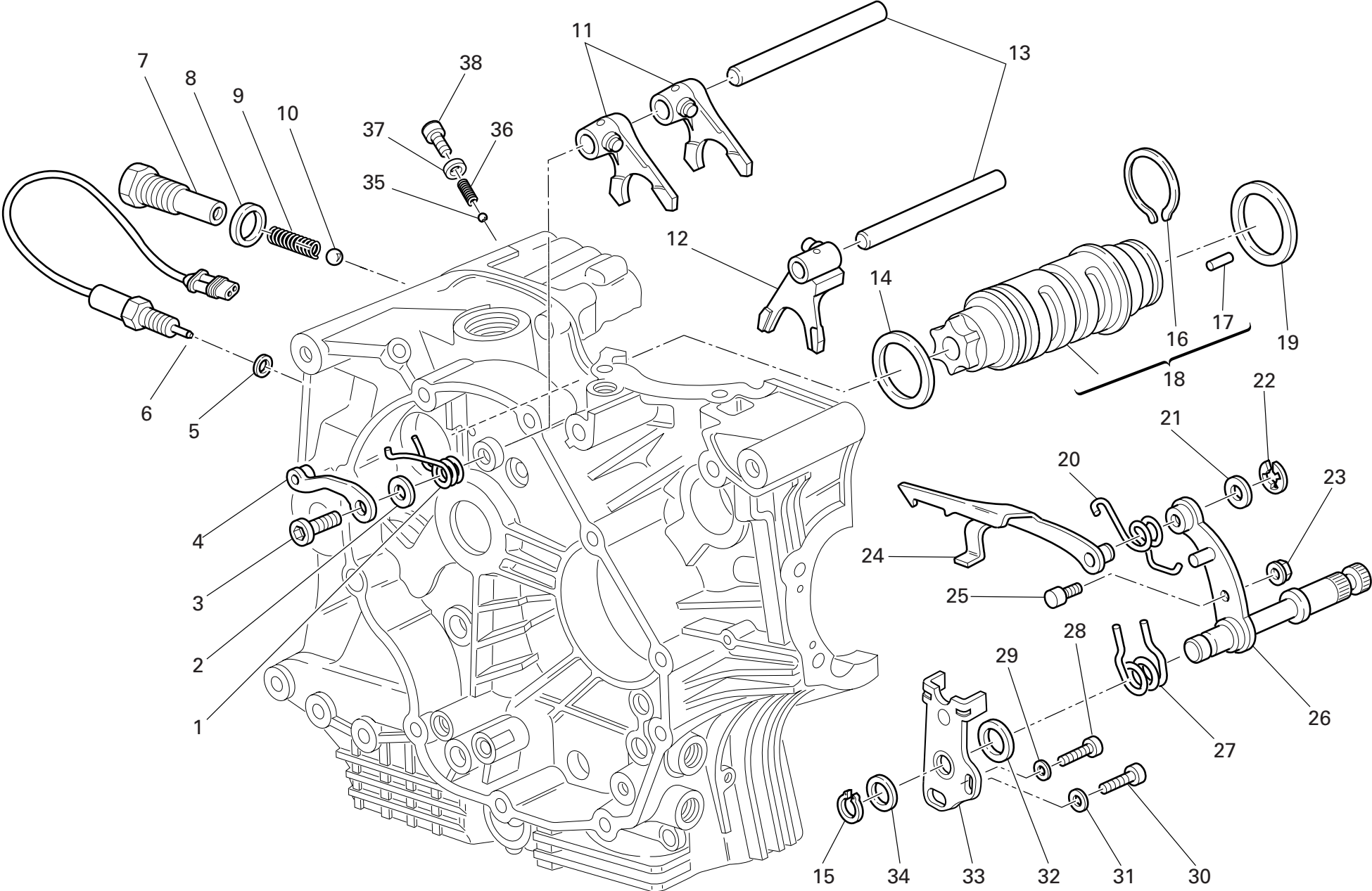
DRAWING 001c WORKSHOP SERVICE TOOLS

NOTES NO.	CODE NO.	DESCRIPTION	VALIDITY	Q.TY 
1	590.1.189.1A	Fuel pressure line HS.		1
2	590.1.190.1A	Fuel pressure line ST/SS/M.		1
3	875.1.065.1A	Oil pressure line		1
4	552.1.037.1A	Fitting - cylinder compression M12		1
5	552.1.038.1A	Fitting - cylinder compression M10		1
6	514.1.037.1A	Cable Volt PF DUC 21		1
7	97900.0227	Main cable D607		1
8	814.1.114.1A	Oil pressure fitting		1
9	514.1.032.1A	Cable for supplementary tests		1
10	514.1.035.1A	Red clamp cable		1
10	514.1.036.1A	Black clamp cable		1
11	552.1.040.1A	Temperature probe		1
12	97900.0228	Battery connection adapter		1
13	514.1.033.1A	Electric lighter connection adapter (ST)		1
14	514.1.038.1A	Battery connection adapter		1
15	698.1.033.1A	Red case with sponge rubber		1
16	88765.1126T	DUCATI sticker RH/LH side		2
17	97900.0231	(USB) Adaptor		1
18	97900.0218	Depressure sensor		1
19	552.1.039.1A	Pressure sensor		1
20	97900.0230	Feeder		1
21	97900.0220	Depressure/pressure line		2
22	97900.0221	Union		4
23	97900.0003	Pressure kit		1
24	88765.1126C	Cable for potentiometer adjustment		1

NOTES NO.	CODE NO.	DESCRIPTION	VALIDITY	Q.TY 
-----------	----------	-------------	----------	--

DRAWING 002


GEARCHANGE CONTROL



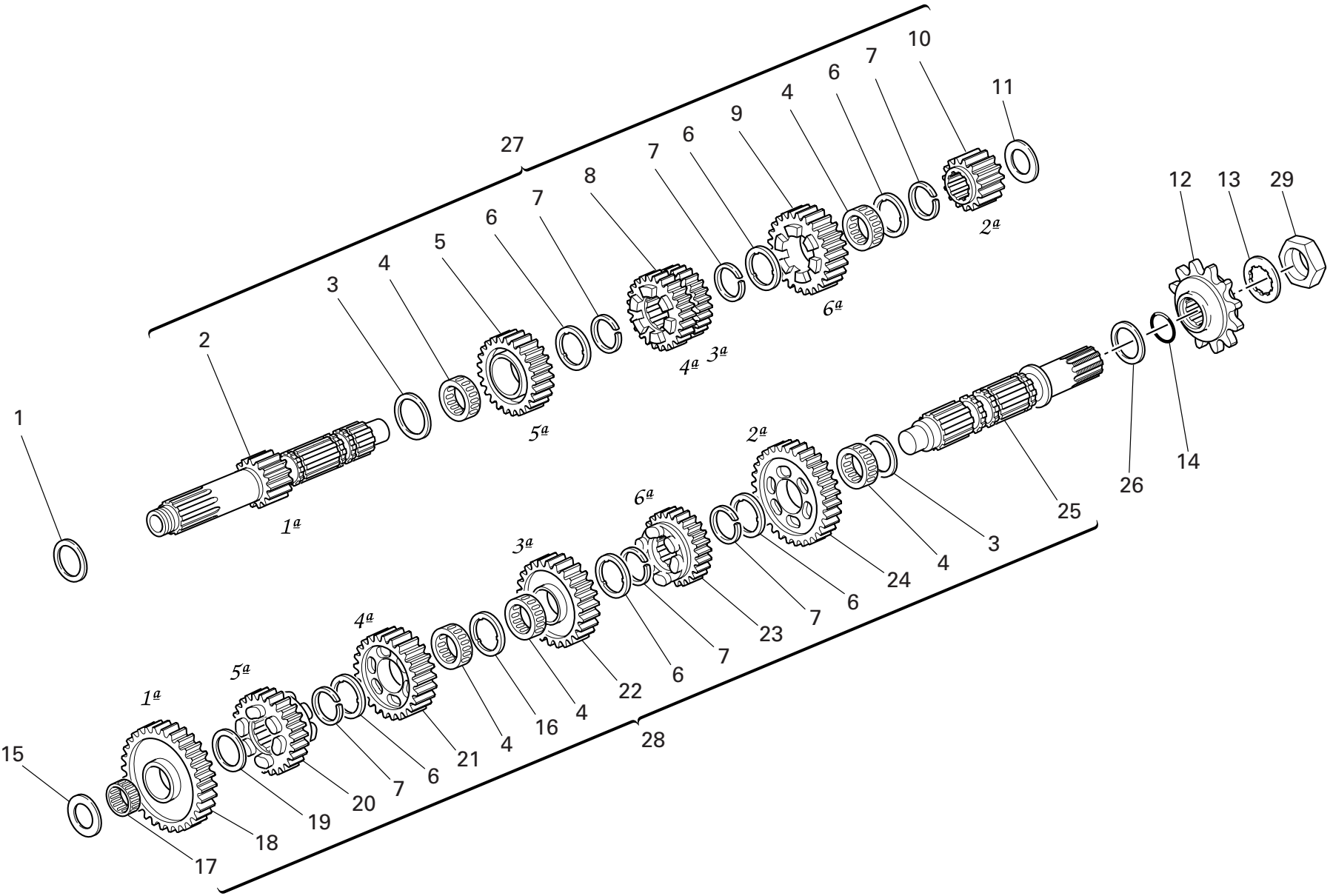
DRAWING 002 GEARCHANGE CONTROL

NOTES NO.	CODE NO.	DESCRIPTION	VALIDITY	Q.TY 
1	799.1.049.1A	Return spring		1
2	852.1.053.2A	Washer		1
3	779.1.039.1A	Special screw		1
4	455.2.003.1A	Gear stopper assembly		1
5	852.5.024.1A	Gasket th.1		1
6	539.1.021.1A	Switch		1
7	779.1.203.3A	Special screw		1
8	0272.91.090	Gasket		1
9	0660.13.143	Gear selector spring		1
10	76835.1134	Ball		1
11	180.1.001.1A	1st,4th-2nd,3rd gear selector fork		2
12	180.1.002.1A	5th,6th gear selector fork		1
13	0660.13.070	Fork pin		2
14	852.1.005.1A	Shim th. 1		1
15	73500.1542	Circlip		1
16	882.1.006.1A	Needle retaining ring (square cross-section)		1
17	821.1.070.1A	Pin		6
18	182.2.018.1A	Complete gearbox drum		1
19	0660.13.060	Shim th. 1		1
19	852.1.094.1A	Shim th. 0.9		1
20	799.1.025.1A	Fork return spring		1
21	0400.09.050	Shim th. 0.5		1
21	0765.92.205	Shim th. 0.2		2
22	884.5.034.1A	Ring		1
23	748.1.040.1A	Nut		1
24	180.1.008.1A	Gearbox drum control fork		1
25	0660.13.165	Gearchange lever pin		1


CATALOGUE No: 915.1.269.1B
ISSUED: 08 - 07

NOTES NO.	CODE NO.	DESCRIPTION	VALIDITY	Q.TY 
26	821.1.001.1A	Pin with gearchange lever		1
27	0799.13.110	Gearchange lever return spring		1
28	771.1.026.3A	Screw		1
29	852.1.172.1A	Washer		1
30	771.5.123.8B	Screw		1
31	852.1.174.1A	Washer		1
32	881.1.012.1A	Centering ring		1
33	826.1.009.1A	Stopper plate		1
34	0400.29.125	Shim th. 0.2		2
34	0400.29.126	Shim th. 0.5		1
35	847.4.006.1A	Ball		1
36	799.1.211.1A	Spring		1
37	852.5.023.1A	Gasket		1
38	771.1.032.1A	Special screw		1


CATALOGUE No: 915.1.269.1B
ISSUED: 08 - 07



DRAWING 003 GEARBOX

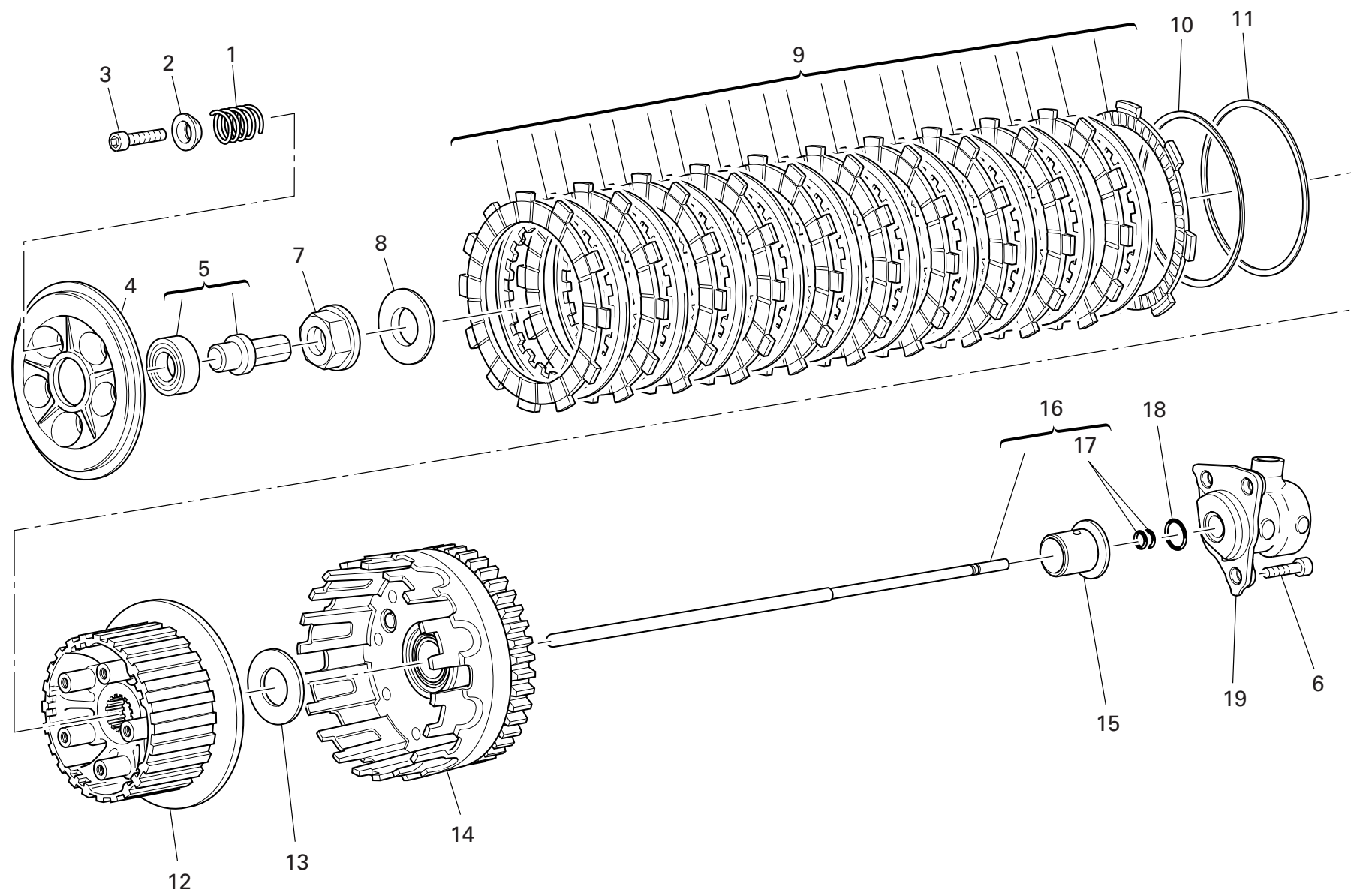
NOTES NO.	CODE NO.	DESCRIPTION	VALIDITY	Q.TY	
1	0251.47.054	Shim th. 1.2		1	
2	149.1.046.1A	Gearbox main shaft		1	
3	0670.16.150	Shim th. 0.5		2	
4	701.4.005.1A	Needle bearing		5	
5	172.1.004.1A	Driving gear 5th sp.		1	
6	856.1.001.1A	Grooved washer th. 0.5		6	
7	0670.16.145	Snap ring		6	
8	172.1.003.1A	Driving gear 3rd/4th sp.		1	
9	172.1.005.1A	Driving gear 6th sp.		1	
10	172.1.002.1B	Driving gear 2nd sp.		1	
11	713.1.014.1E	Shim th. 1.6		3	
12	449.1.045.1A	Front sprocket w/rubber protection Z=15		1	
13	851.1.004.1A	Lock washer		1	
14	930.4.023.1A	O-ring		1	
15	713.1.266.1A	Spacer th. 3,15		1	
16	856.1.031.1A	Grooved washer th. 0.5		1	
17	76402.0002	Needle bearing		1	
18	172.1.006.1B	Driven gear 1st sp.		1	
19	0670.16.155	Shim th. 1		1	
20	172.1.010.1A	Driven gear 5th sp.		1	
21	172.1.009.1A	Driven gear 4th sp.		1	
22	172.1.008.1A	Driven gear 3rd sp.		1	
23	172.1.011.1A	Driven gear 6th sp.		1	
24	172.1.007.1B	Driven gear 2nd sp.		1	
25	149.1.032.3A	Gearbox lay shaft		1	
26	0670.16.170	Shim th. 0.8		1	
27	150.2.078.1A	Complete main shaft		1	

CATALOGUE No: 915.1.269.1B
ISSUED: 08 - 07

NOTES NO.	CODE NO.	DESCRIPTION	VALIDITY	Q.TY	
28	150.2.063.1A	Gearbox lay shaft		1	
29	750.1.007.1A	Nut		1	

CATALOGUE No: 915.1.269.1B
ISSUED: 08 - 07


DRAWING 004 CLUTCH



DRAWING

004

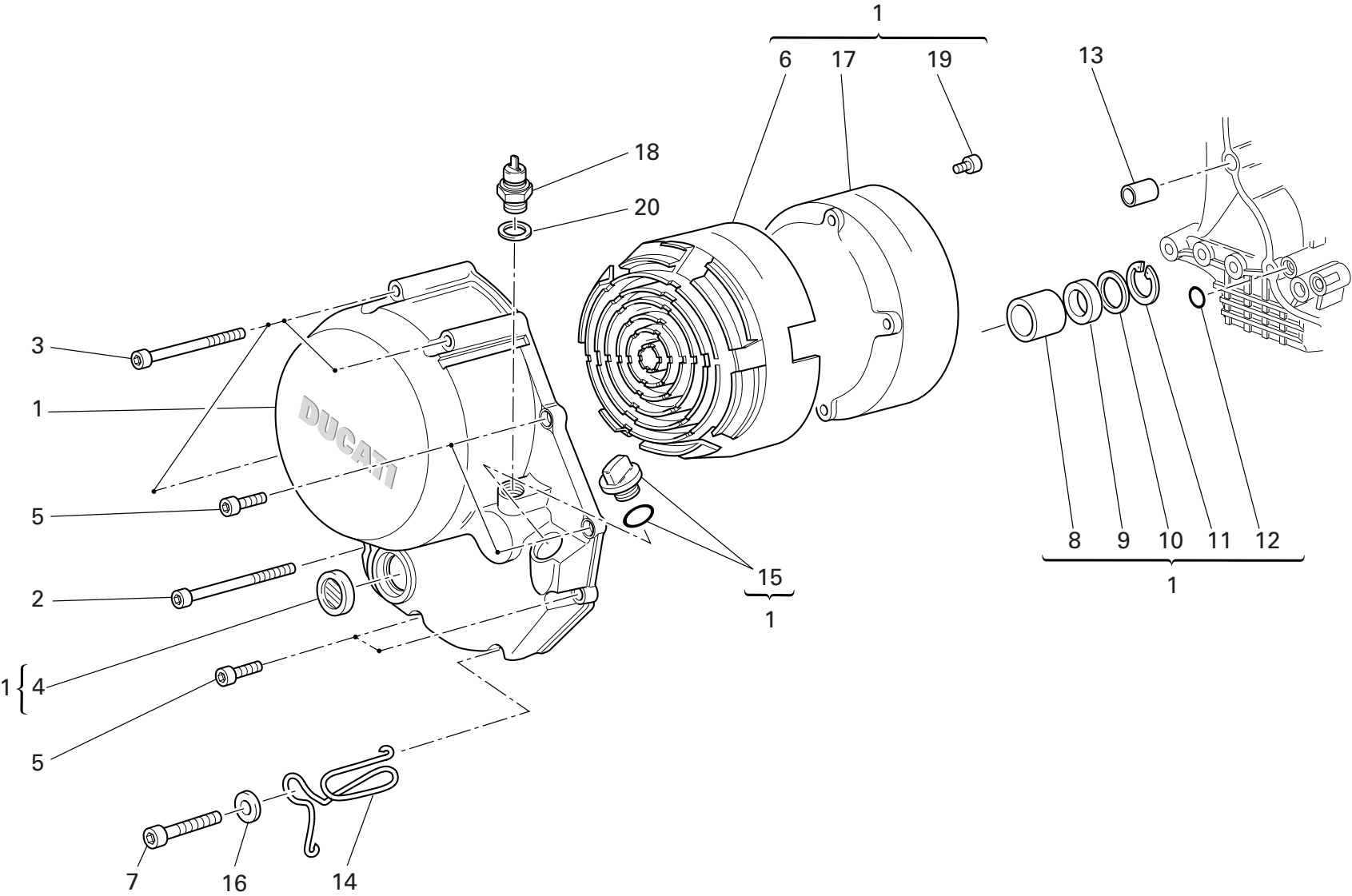
CLUTCH

NOTES NO.	CODE NO.	DESCRIPTION	VALIDITY	Q.TY
				
1	797.1.032.1A	Clutch spring		5
2	841.1.046.1A	Retainer		5
3	771.5.072.8C	Screw		5
4	194.1.027.1A	Pressure plate "FCC"		1
5	818.2.016.1A	Pin		1
6	771.5.665.8B	Screw		3
7	748.1.013.1A	Hexagon nut		1
8	799.5.001.2A	Spring washer		1
9	190.2.013.1A	Clutch plates set		1
10	799.1.191.1A	Spring washer "FCC"		1
11	190.1.017.1A	Spring		1
12	196.1.035.1A	Plate holder hub "FCC"		1
13	713.1.309.1A	Spacer		1
14	198.2.036.1A	Clutch housing		1
15	713.1.237.1A	Spacer		1
16	117.2.007.1A	Clutch control rod		1
17	93823.2018	O-ring		2
18	886.4.043.1A	O-ring		1
19	195.4.003.1A	Piston assembly		1

NOTES NO.	CODE NO.	DESCRIPTION	VALIDITY	Q.TY
				

DRAWING 005

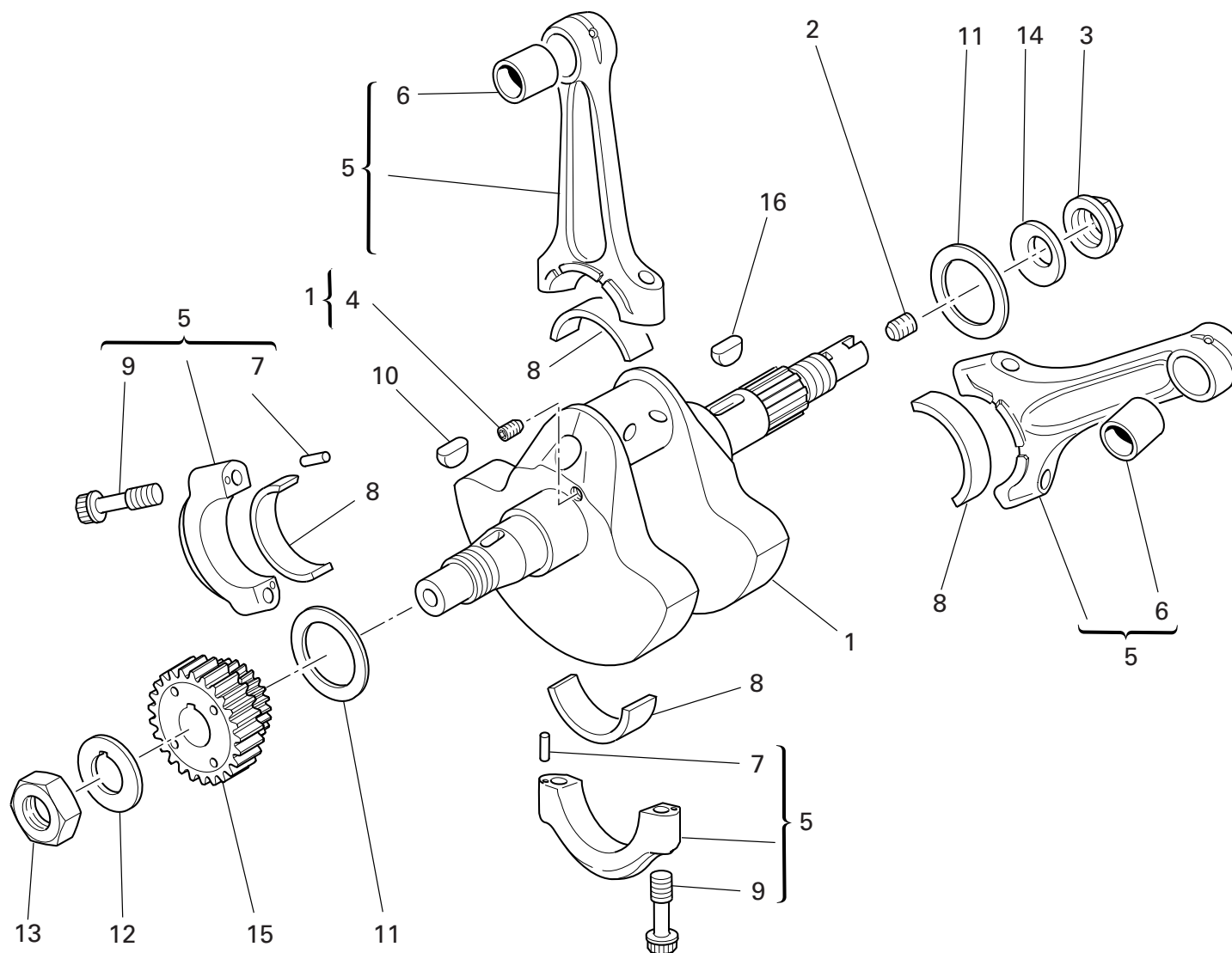
CLUTCH-SIDE CRANKCASE COVER



DRAWING 005 CLUTCH-SIDE CRANKCASE COVER

NOTES NO.	CODE NO.	DESCRIPTION	VALIDITY	Q.TY 
1	243.2.028.5AE	Clutch protection cover		1
2	771.5.083.8B	Screw		1
3	771.5.081.8B	Screw		3
4	254.4.001.2A	Oil level sight glass		1
5	771.5.069.8B	Screw		4
6	486.1.051.1A	Panel (BLACK)		1
7	771.5.072.8B	Screw		2
8	0665.49.680	Bush		1
9	930.4.091.1A	Seal ring		1
10	852.1.008.1A	Shim th. 0.5		1
11	884.5.035.1A	Circlip		1
12	93827.0114	O-ring		1
13	711.1.160.1A	Locating bush		1
14	881.1.051.1A	Holder		1
15	893.2.013.1A	Complete cap		1
16	852.1.176.1A	Washer		1
17	243.1.029.1A	Cover		1
18	539.4.030.2A	Switch		1
19	773.1.001.1A	Screw		6
20	852.1.195.1A	Gasket th.2		1


NOTES NO.	CODE NO.	DESCRIPTION	VALIDITY	Q.TY 
-----------	----------	-------------	----------	--



DRAWING 006 CONNECTING RODS

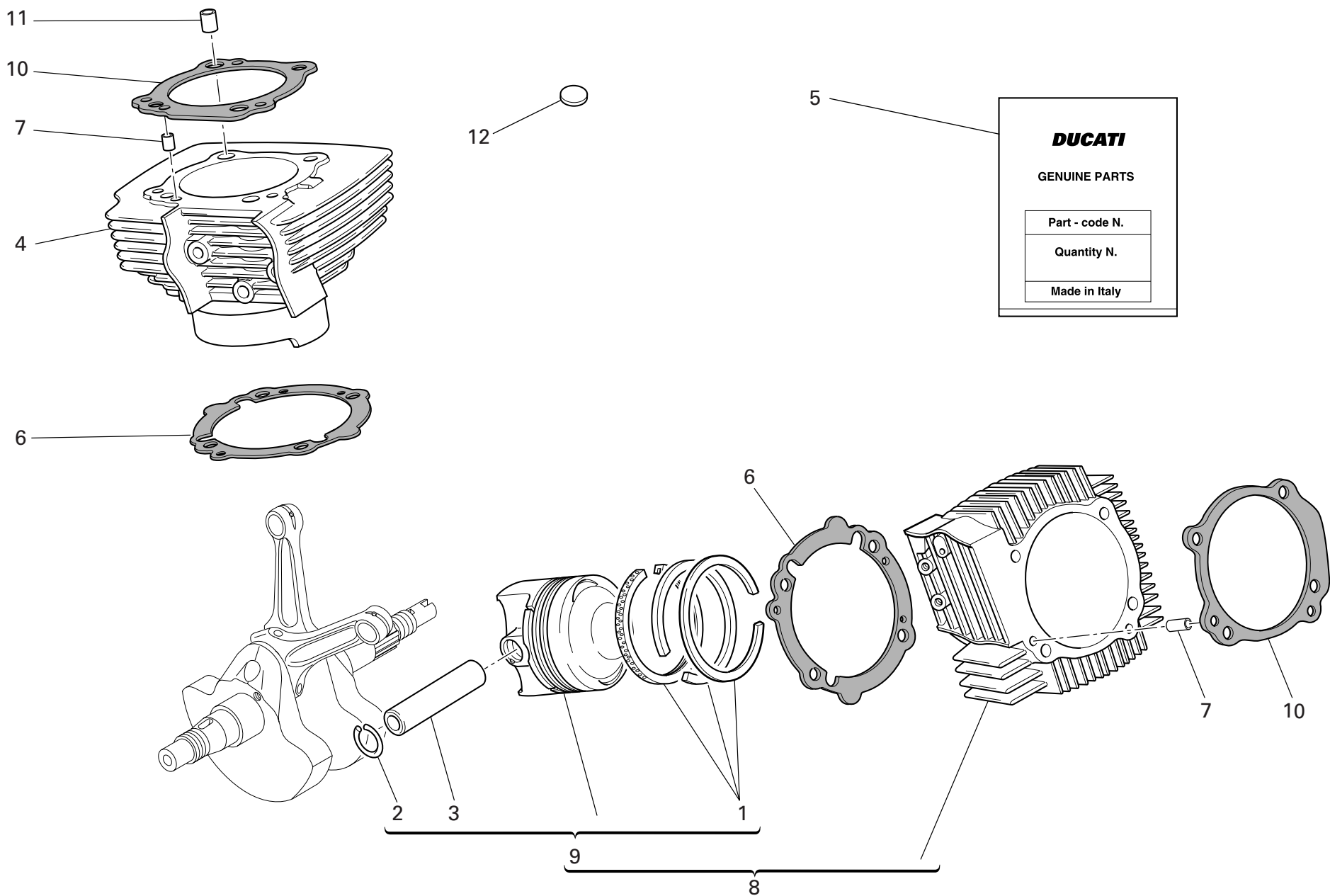
NOTES NO.	CODE NO.	DESCRIPTION	VALIDITY	Q.TY	
1	146.2.091.1A	Crankshaft (items 2-3-4 included)		1	
2	779.1.109.2A	Special screw		1	
3	750.1.012.2A	Nut		1	
4	779.1.547.1A	Special screw		1	
5	158.2.012.2A	Connecting rods pair		2	
6	711.1.007.1A	Bush		2	
7	74224.0570	Pin		4	
8	112.1.012.1AB	Half-bearing (BLUE)		2	
8	112.1.012.1AC	Half-bearing (YELLOW)		2	
9	779.1.007.2A	Special screw		4	
10	74172.1008	Woodruff key		1	
11	852.1.104.1B	Shim th. 1.95		2	
11	852.1.104.1H	Shim th. 2.25		2	
11	852.1.104.1K	Shim th. 2,4		2	
11	852.1.104.1L	Shim th. 2,45		2	
11	852.1.104.1M	Shim th. 2.5		2	
11	852.1.104.1A	Shim th. 1.9		2	
11	852.1.104.1N	Shim th. 2.55		2	
11	852.1.104.2C	Shim th. 2		2	
11	852.1.104.2D	Shim th. 2,05		2	
11	852.1.104.2E	Shim th. 2,1		2	
11	852.1.104.2F	Shim th. 2,15		2	
11	852.1.104.2G	Shim th. 2.2		2	
11	852.1.104.2I	Shim th. 2.3		2	
11	852.1.104.2J	Shim th. 2.35		2	
12	851.4.003.1A	Lock washer		1	
13	750.1.113.1A	Ring nut		1	

CATALOGUE No: 915.1.269.1B
ISSUED: 08 - 07

NOTES NO.	CODE NO.	DESCRIPTION	VALIDITY	Q.TY	
14	799.1.051.2A	Spring washer		1	
15	170.2.081.1A	Primary drive front sprocket		1	
16	0755.29.025	Woodruff key		1	

CATALOGUE No: 915.1.269.1B
ISSUED: 08 - 07


DRAWING 007 CYLINDERS - PISTONS



DRAWING

007

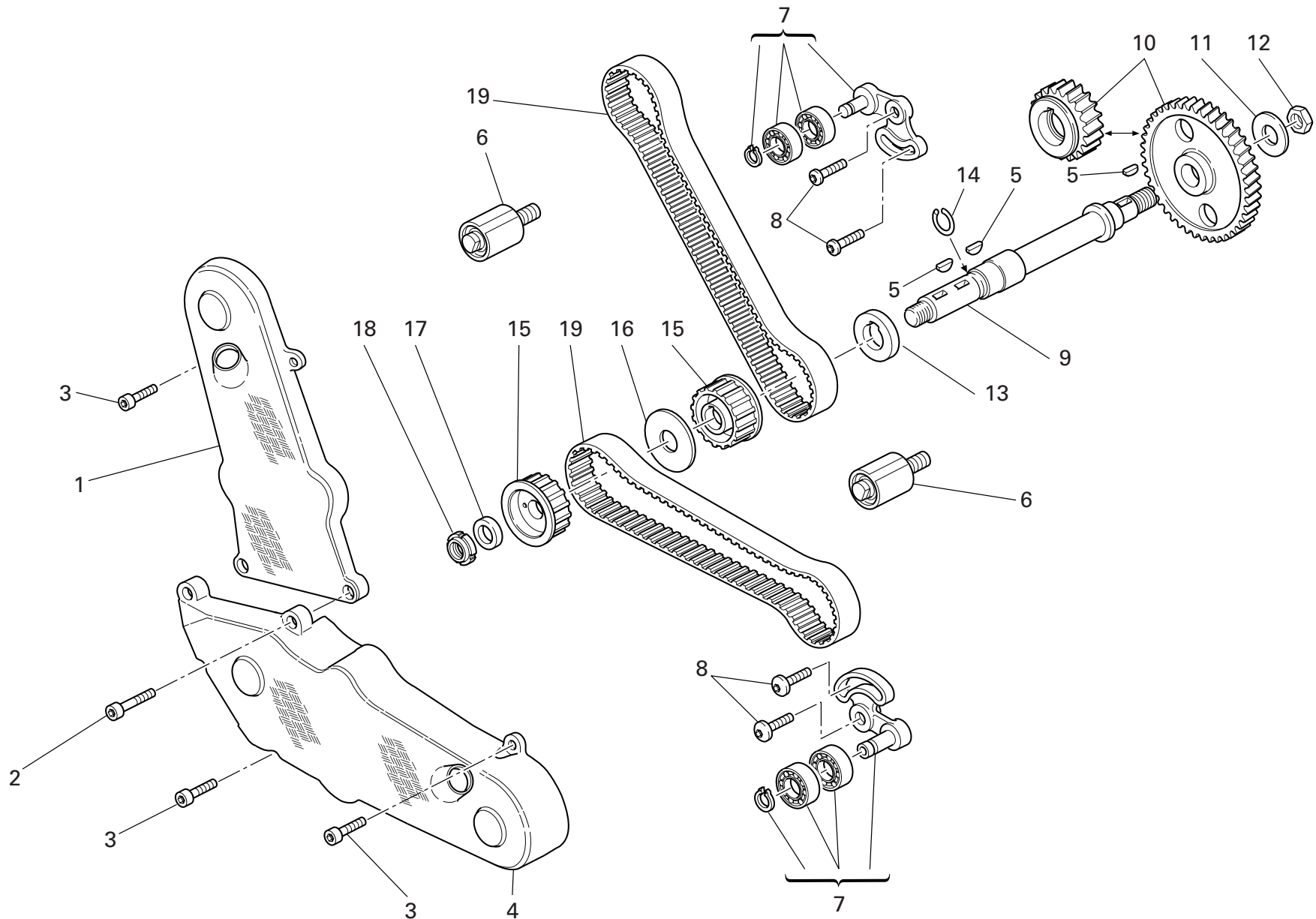
CYLINDERS - PISTONS

NOTES NO.	CODE NO.	DESCRIPTION	VALIDITY	Q.TY
				
1	121.2.045.1A	Piston rings set		1
2	884.4.011.1A	Piston pin circlip		2
3	121.1.127.1A	Piston pin		1
4	120.2.146.1AB	Vertical cylinder-piston fit		1
5	791.2.043.2A	Head-cylinder gaskets set		1
6	786.1.086.1A	Cylinder-crankcase gasket th. 0.4		2
7	711.1.172.1A	Bush		2
8	120.2.145.1AB	Horizontal cylinder-piston fit		1
9	122.2.144.1A	Complete piston		2
10	786.1.098.1A	Head-cylinder gasket		2
11	711.1.126.1A	Bush		4
12	700.1.040.1A	Vibration damper pad		41

NOTES NO.	CODE NO.	DESCRIPTION	VALIDITY	Q.TY
				

DRAWING 008


TIMING SYSTEM



DRAWING

008

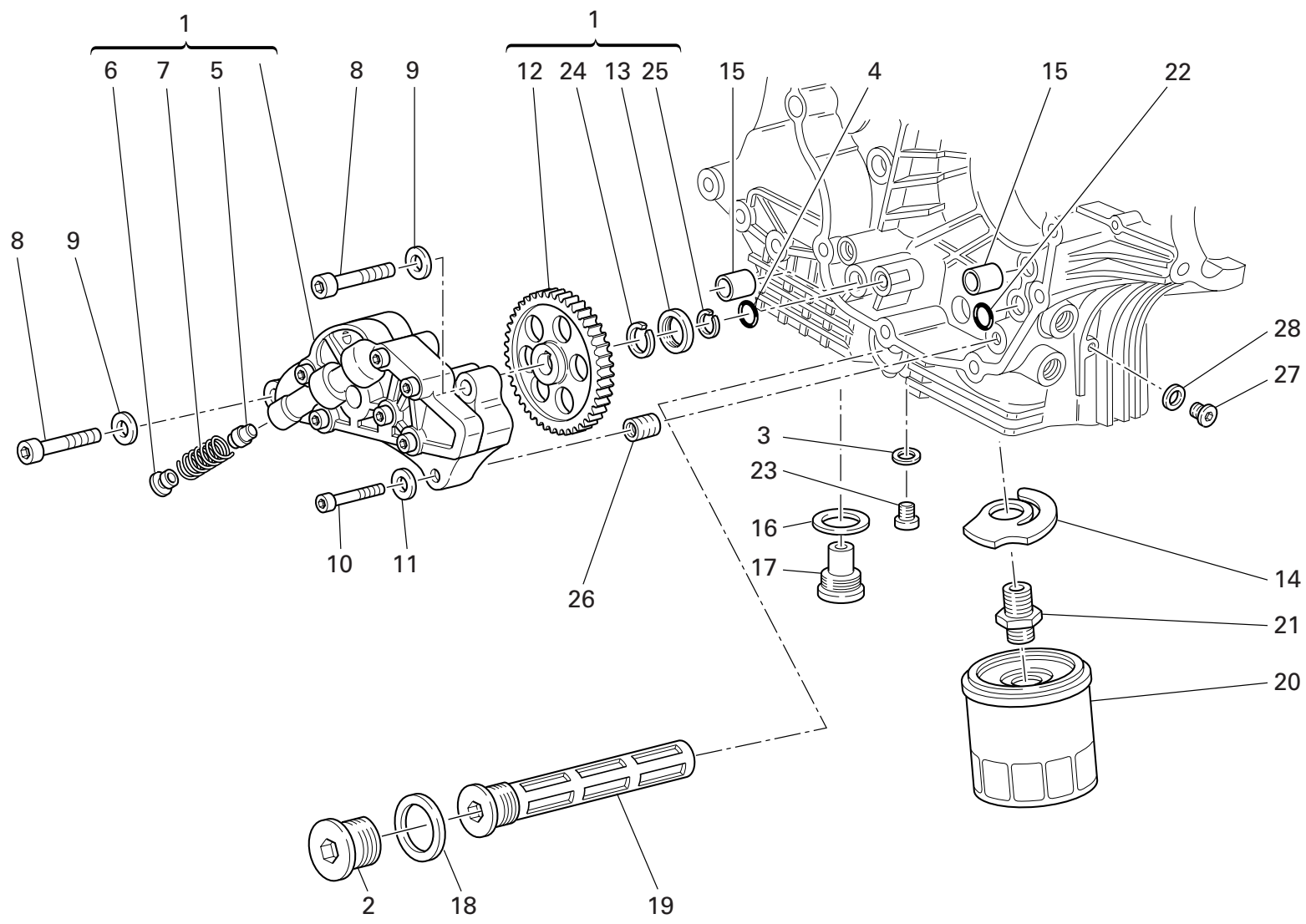
TIMING SYSTEM

NOTES NO.	CODE NO.	DESCRIPTION	VALIDITY	Q.TY
				
1	245.1.058.1B	Vertical timing belt cover (CARBON)		1
2	771.5.072.8B	Screw		2
3	771.5.066.8B	Screw		5
4	245.1.059.1B	Horizontal timing belt cover (CARBON)		1
5	0755.29.025	Woodruff key		3
6	451.2.021.1A	Fixed tensioner assembly		2
7	451.2.020.1A	Complete vertical cylinder tensioner roller		2
8	772.1.010.3A	Screw		4
9	147.1.026.1A	Lay shaft		1
10	171.2.023.1A	Timing gears pair		1
11	851.1.013.1A	Lock washer		1
12	0124.40.060	Hexagon nut		1
13	716.1.073.2A	Spacer		1
14	882.1.003.1A	Snap ring		1
15	255.1.023.2A	Timing belt roller		2
16	856.1.062.2A	Belt roller separating washer		1
17	716.1.099.1A	Spacer		1
18	703.5.006.2A	Elastic-stop ring nut		1
19	737.4.021.1A	Timing drive toothed belt		2


NOTES NO.	CODE NO.	DESCRIPTION	VALIDITY	Q.TY
				

DRAWING 009

FILTERS AND OIL PUMP



DRAWING 009 FILTERS AND OIL PUMP

NOTES NO.	CODE NO.	DESCRIPTION	VALIDITY	Q.TY 
1	174.2.025.6A	Complete oil pump		1
2	873.1.037.1A	Cap		1
3	852.1.120.1A	Aluminium gasket		1
4	886.4.037.1A	O-ring		1
5	593.1.018.1A	Bypass valve		1
6	780.1.018.1A	Bypass cap		1
7	799.1.055.1A	Bypass spring		1
8	771.5.129.8B	Screw		2
9	852.1.174.1A	Washer		2
10	771.5.069.8B	Screw		1
11	852.1.172.1A	Washer		1
12	174.1.025.2A	Pump drive gear		1
13	710.1.001.1A	Bush		1
14	799.2.077.2A	Bypass spring		1
15	0759.49.280	Locating bush		2
16	220.3.208.3A	Gasket		1
17	780.2.047.1A	Oil drain plug with magnet		1
18	852.5.005.1A	Gasket th.1,5		1
19	894.2.009.1A	Oil filter		1
20	444.4.003.4A	Oil filter cartridge		1
21	815.1.028.1A	Nipple		1
22	93827.0114	O-ring		1
23	779.1.198.2A	Cap		1
24	884.4.042.1A	Snap ring		1
25	884.5.036.1A	Circlip		1
26	0670.49.310	Reduction bush		1
27	779.1.162.2A	Cap		1

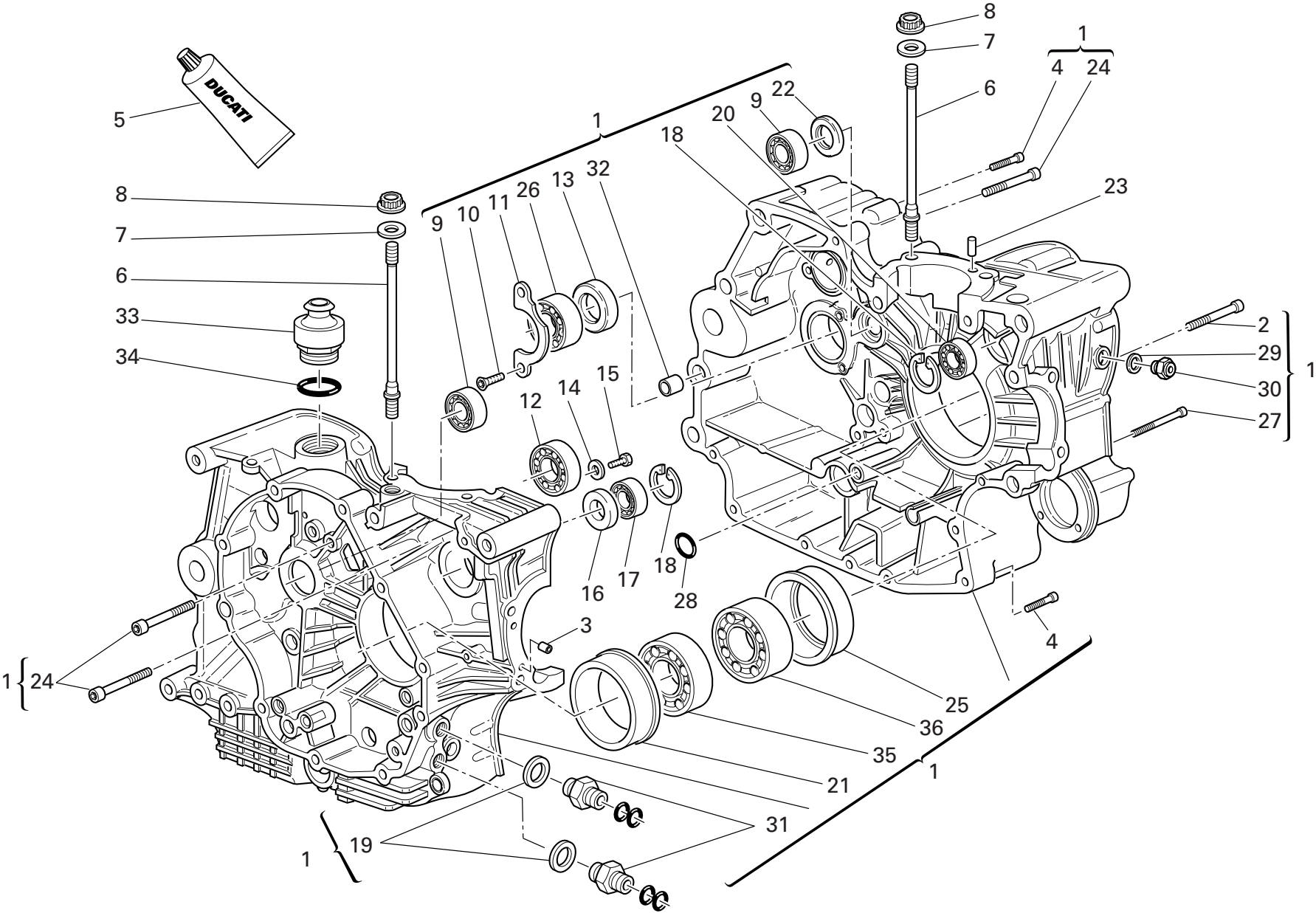
CATALOGUE No: 915.1.269.1B
ISSUED: 08 - 07

NOTES NO.	CODE NO.	DESCRIPTION	VALIDITY	Q.TY 
28	852.1.195.1A	Gasket th.2		1


CATALOGUE No: 915.1.269.1B
ISSUED: 08 - 07

DRAWING 010


CRANKCASE HALVES



DRAWING 010 CRANKCASE HALVES

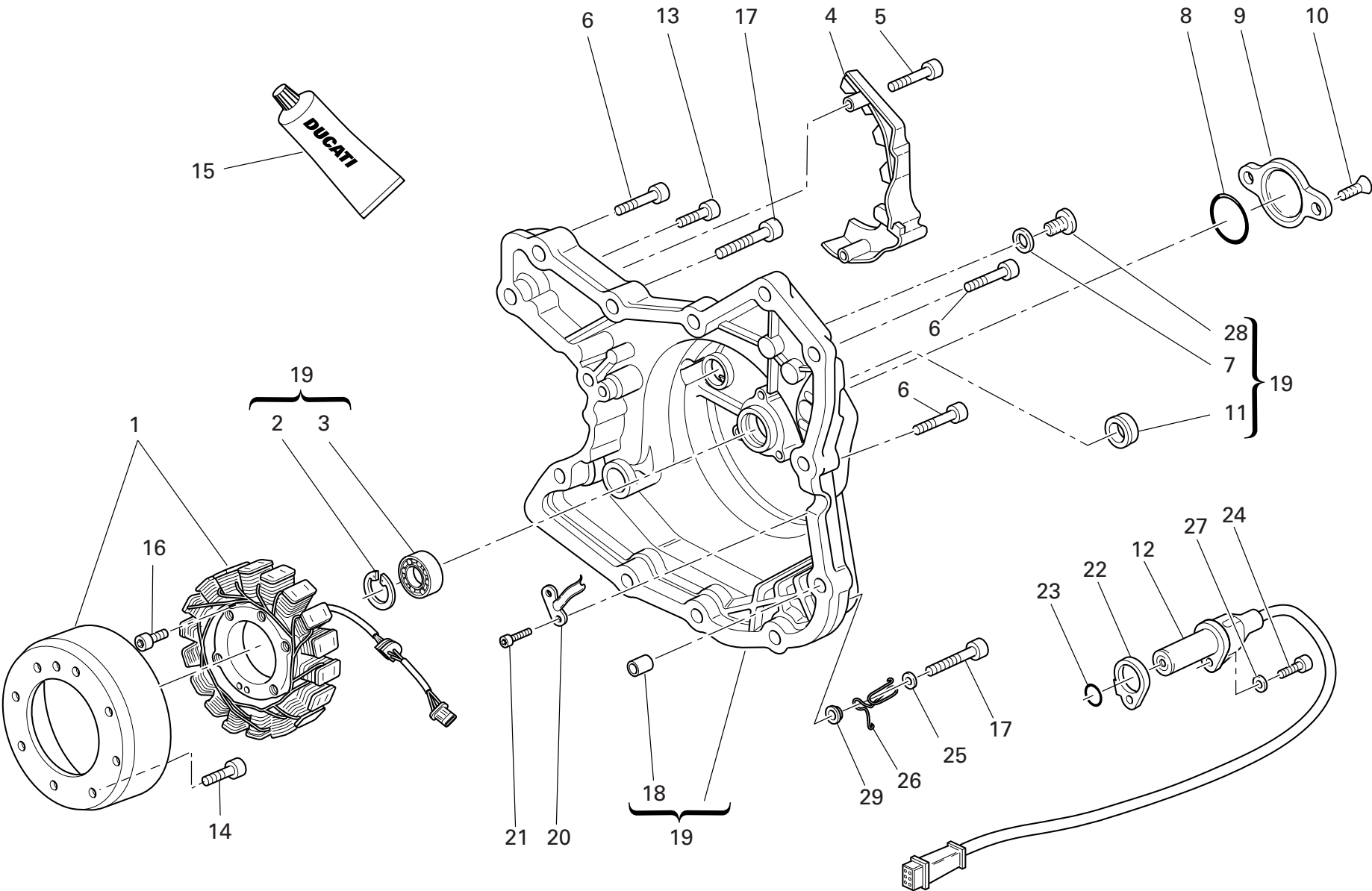
NOTES NO.	CODE NO.	DESCRIPTION	VALIDITY	Q.TY 
1	225.2.198.1A	Complete half-crankcases pair		1
2	779.1.029.2A	Special screw		1
3	711.1.128.1A	Bush		2
4	771.5.072.8B	Screw		5
5	94247.0014	Fluid sealant		1
6	766.1.059.1A	Stud bolt for fastening head cylinder		8
7	856.1.064.2A	Special washer		8
8	748.1.050.1A	Nut		8
9	702.4.033.1A	Bearing		2
10	72094.1616	Screw		2
11	826.1.012.1A	Keep plate		1
12	702.5.019.1A	Bearing		1
13	930.4.022.1A	Seal ring		1
14	713.1.140.1A	Spacer		2
15	770.5.250.8B	Screw		2
16	93785.1830	Seal ring		1
17	75794.1542	Bearing		1
18	73503.3380	Circlip		2
19	787.1.011.1A	Aluminium gasket th.2		2
20	702.5.008.1A	Bearing		1
21	710.1.069.1A	Bearing holder bush		1
22	463.4.001.1A	Seal ring		1
23	0011.52.010	Locating dowel		2
24	771.5.136.8B	Screw		6
25	710.1.070.1A	Bearing holder bush		1
26	702.4.013.1A	Bearing		1
27	771.5.080.8B	Screw		2

CATALOGUE No: 915.1.269.1B
ISSUED: 08 - 07


NOTES NO.	CODE NO.	DESCRIPTION	VALIDITY	Q.TY 
28	93827.0114	O-ring		1
29	852.5.026.1A	Aluminium gasket th.1,5		1
30	779.1.434.1A	Special screw		1
31	815.1.022.1A	Nipple		2
32	711.1.095.1A	Bush		2
33	593.1.003.1B	Breather valve		1
34	93823.3156	O-ring		1
35	75191.3380	Bearing		1
36	702.4.020.1A	Bearing		1

CATALOGUE No: 915.1.269.1B
ISSUED: 08 - 07


DRAWING 011 ALTERNATOR-SIDE CRANKCASE COVER



DRAWING 011 ALTERNATOR-SIDE CRANKCASE COVER

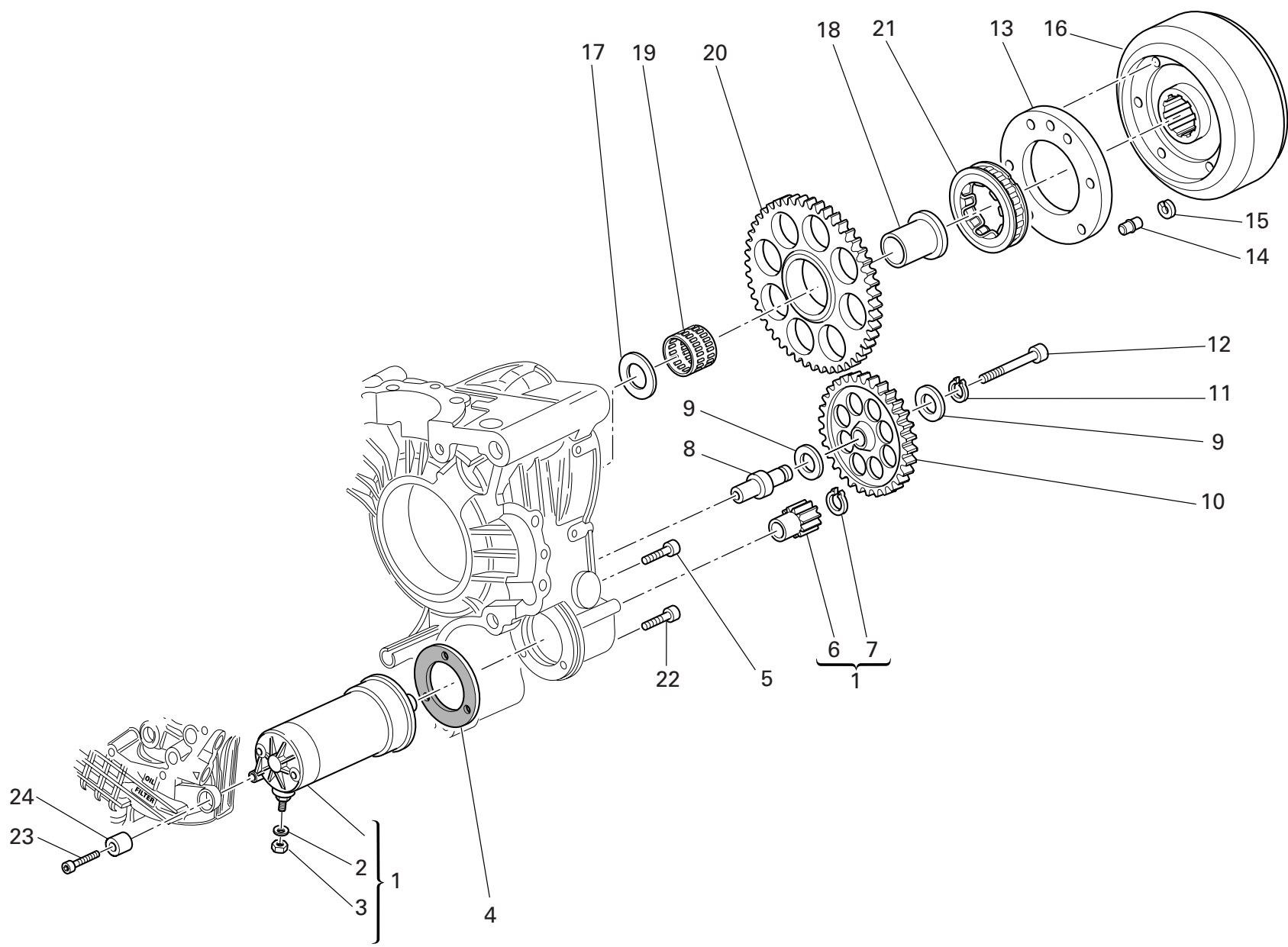
NOTES NO.	CODE NO.	DESCRIPTION	VALIDITY	Q.TY	
1	264.4.014.3B	Generator "DENSO"		1	
2	73503.3380	Circlip		1	
3	702.5.008.1A	Bearing		1	
4	247.1.203.1A	Chain cover (BLACK)		1	
5	771.5.665.8B	Screw		2	
6	771.5.069.8B	Screw		10	
7	852.1.120.1A	Aluminium gasket		1	
8	886.4.035.1A	O-ring		1	
9	247.1.210.1AB	Cover		1	
10	777.5.049.8B	Screw		2	
11	93783.1524	Seal ring		1	
12	552.4.020.1A	Sensor		1	
13	771.5.067.8B	Screw		2	
14	779.4.075.1A	Screw		8	
15	94247.0014	Fluid sealant		1	
16	771.5.073.8B	Screw		3	
17	771.5.071.8B	Screw		2	
18	711.1.160.1A	Locating bush		2	
19	242.2.057.3AB	Generator cover		1	
20	830.1.284.1A	Bracket		1	
21	771.5.040.8B	Screw		2	
22	788.1.076.1A	Gasket th.0,6		1	
22	788.1.076.1AA	Gasket th.0,8		1	
22	788.1.076.1AB	Gasket th.1,0		1	
23	886.4.033.1A	O-ring		1	
24	771.5.066.8B	Screw		1	
25	852.1.176.1A	Washer		1	

CATALOGUE No: 915.1.269.1B
ISSUED: 08 - 07

NOTES NO.	CODE NO.	DESCRIPTION	VALIDITY	Q.TY	
26	881.1.051.1A	Holder		1	
27	853.1.003.1A	Spring washer		1	
28	779.1.198.2A	Cap		1	
29	713.1.365.1A	Spacer		1	

CATALOGUE No: 915.1.269.1B
ISSUED: 08 - 07

DRAWING 012 ELECTRIC STARTING AND IGNITION

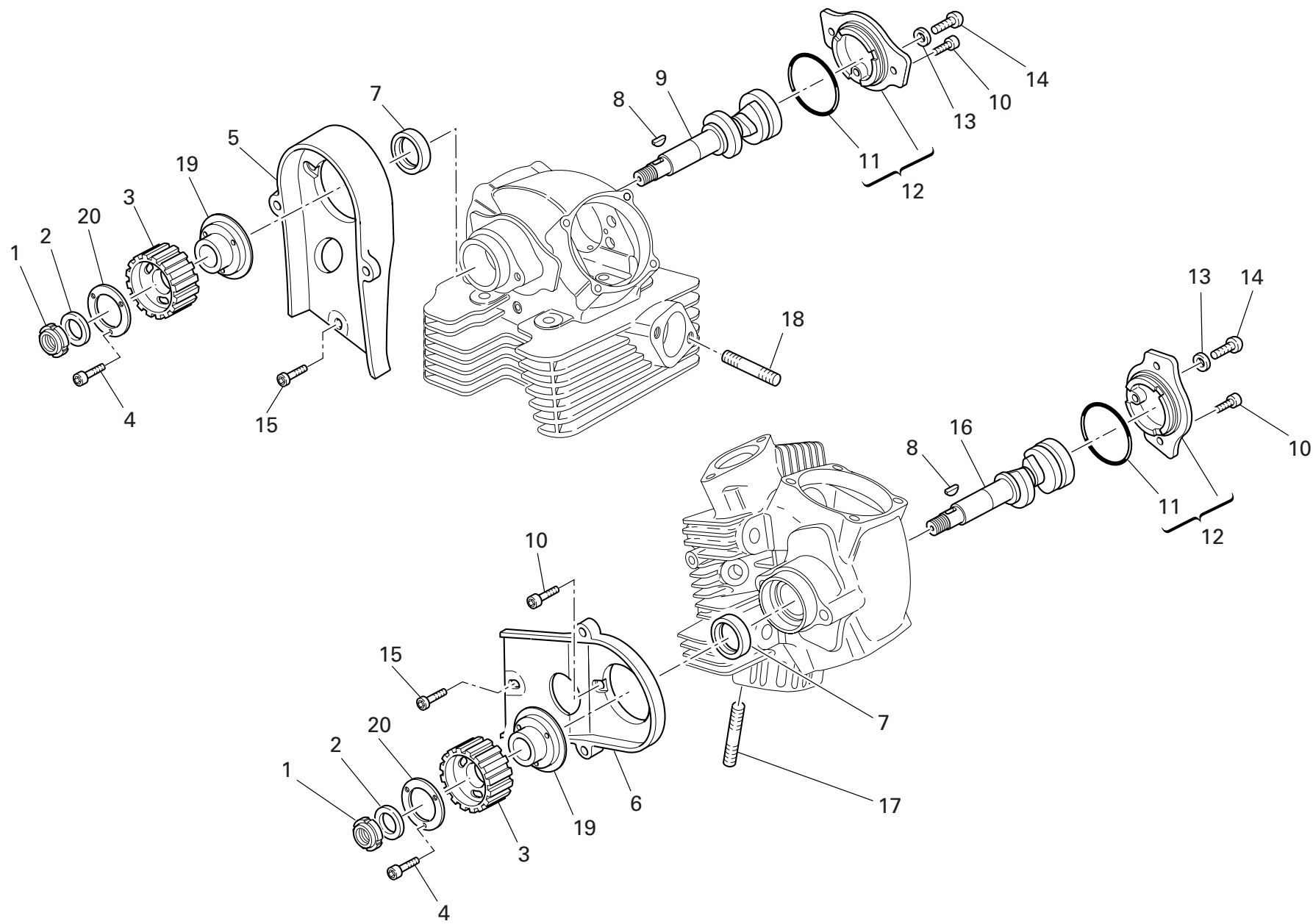


DRAWING 012 ELECTRIC STARTING AND IGNITION

NOTES NO.	CODE NO.	DESCRIPTION	VALIDITY	Q.TY 
1	270.4.005.1A	Complete starter motor		1
2	853.1.003.1A	Spring washer		1
3	750.5.005.1A	Nut		1
4	788.1.054.2A	Starter motor gasket		1
5	771.1.049.1A	Screw		2
6	176.1.001.1A	Starter motor sprocket		1
7	884.5.036.1A	Circlip		1
8	821.1.257.1A	Intermediate gear pin		1
9	856.1.071.1A	Washer		2
10	176.2.004.1A	Intermediate gear assembly		1
11	73500.1440	Circlip		1
12	771.5.079.8B	Screw		1
13	160.1.097.1A	Flange		1
14	863.1.002.1A	Locating pin		1
15	882.1.012.1A	Check ring		1
16	276.1.025.1C	Ignition flywheel		1
17	856.1.075.1A	Shim		1
18	881.1.034.1A	Inner ring		1
19	702.4.018.1A	Needle bearing		1
20	173.1.017.1A	Electric starter driven gear		1
21	701.4.008.1A	Starter clutch		1
22	771.5.069.8B	Screw		1
23	771.1.052.1A	Screw		1
24	700.1.036.1A	Flexible bush		1

NOTES NO.	CODE NO.	DESCRIPTION	VALIDITY	Q.TY 
-----------	----------	-------------	----------	--


DRAWING 013 CYLINDER HEAD : TIMING SYSTEM



DRAWING

013

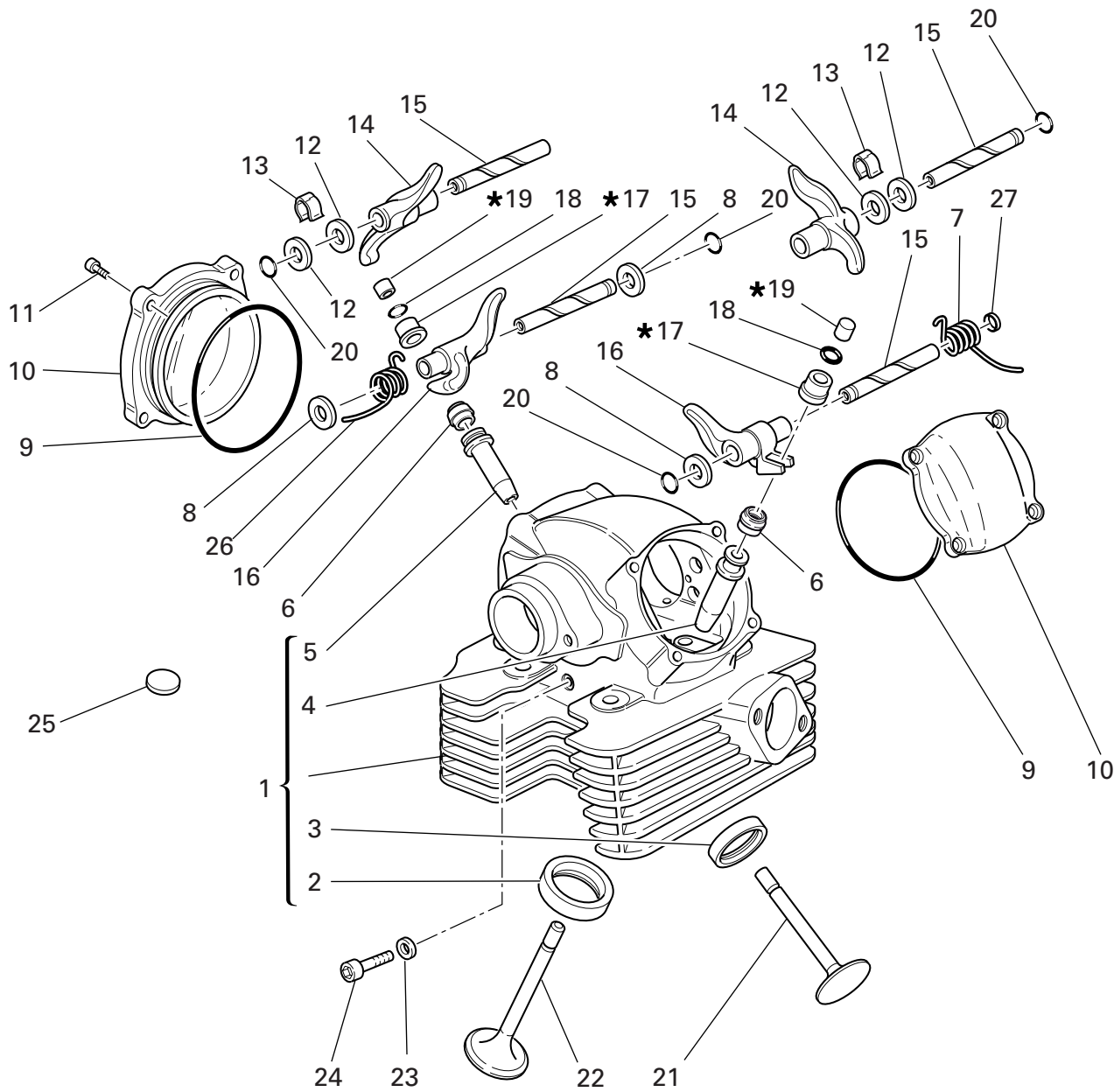
CYLINDER HEAD : TIMING SYSTEM

NOTES NO.	CODE NO.	DESCRIPTION	VALIDITY	Q.TY
				
1	703.5.006.2A	Elastic-stop ring nut		2
2	852.1.173.1A	Washer		2
3	255.1.024.2A	Timing belt roller		2
4	779.5.030.2A	Screw		6
5	245.1.030.1A	Vertical belt inner cover		1
6	245.1.031.1A	Horizontal belt inner cover		1
7	930.4.061.1A	Seal ring		2
8	74172.1008	Woodruff key		2
9	148.1.285.1A	Vertical head camshaft		1
10	771.5.066.8B	Screw		7
11	886.4.060.1A	O-ring		2
12	235.2.037.1AD	Side cap		2
13	852.1.197.1A	Copper gasket		2
14	775.1.036.1A	Screw		2
15	773.5.065.8B	Screw		2
16	148.1.284.1A	Horizontal head camshaft		1
17	766.4.017.2A	Stud bolt		4
18	766.4.018.1A	Stud bolt		4
19	160.1.105.1A	Flange		2
20	856.1.074.2A	Special washer		2

NOTES NO.	CODE NO.	DESCRIPTION	VALIDITY	Q.TY
				


DRAWING 014 VERTICAL CYLINDER HEAD

19	17
Registro bilanc. apertura Adjustment R�glage Ventilk�ppchen	Registro bilanc. chiusura Adjustment R�glage Ventilk�ppchen
840.1.031.1A - 1,8	840.1.041.1B - 2,20
840.1.032.1A - 1,85	840.1.042.1B - 2,25
840.1.033.1A - 1,9	840.1.043.1B - 2,30
840.1.034.1A - 1,95	840.1.044.1B - 2,35
840.1.001.1A - 2,0	840.1.045.1B - 2,40
840.1.002.1A - 2,05	840.1.046.1B - 2,45
840.1.003.1A - 2,1	840.1.047.1B - 2,5
840.1.004.1A - 2,15	840.1.048.1B - 2,55
840.1.005.1A - 2,2	840.1.049.1B - 2,6
840.1.006.1A - 2,25	840.1.050.1B - 2,65
840.1.007.1A - 2,3	840.1.051.1B - 2,7
840.1.008.1A - 2,35	840.1.052.1B - 2,75
840.1.009.1A - 2,4	840.1.053.1B - 2,8
840.1.010.1A - 2,45	840.1.054.1B - 2,85
840.1.011.1A - 2,5	840.1.055.1B - 2,9
840.1.012.1A - 2,55	840.1.056.1B - 2,95
840.1.013.1A - 2,6	840.1.057.1B - 3,0
840.1.014.1A - 2,65	840.1.058.1B - 3,05
840.1.015.1A - 2,7	840.1.059.1B - 3,1
840.1.016.1A - 2,75	
840.1.017.1A - 2,8	
840.1.018.1A - 2,85	
840.1.019.1A - 2,9	
840.1.020.1A - 2,95	
840.1.021.1A - 3,0	
840.1.022.1A - 3,05	
840.1.023.1A - 3,1	
840.1.024.1A - 3,15	
840.1.025.1A - 3,2	
840.1.026.1A - 3,25	
840.1.027.1A - 3,3	
840.1.028.1A - 3,35	
840.1.029.1A - 3,4	
840.1.030.1A - 3,45	




DRAWING 014

VERTICAL CYLINDER HEAD

NOTES NO.	CODE NO.	DESCRIPTION	VALIDITY	Q.TY 
1	301.2.256.1AB	Complete vertical head		1
2	304.1.042.1B	Intake valve seat		1
2	304.1.042.1BB	Oversize intake valve seat 0.03		1
2	304.1.042.1BC	Oversize intake valve seat 0.06		1
3	304.1.043.1B	Exhaust valve seat		1
3	304.1.043.1BB	Oversize exhaust valve seat 0.03		1
3	304.1.043.1BC	Oversize exhaust valve seat 0.06		1
4	303.1.041.1C	Intake valve guide		1
4	303.1.041.1CA	Intake valve guide magg. 0,03		1
4	303.1.041.1CB	Intake valve guide magg. 0,06		1
4	303.1.041.1CC	Intake valve guide magg. 0,09		1
5	303.1.040.1B	Exhaust valve guide		1
5	303.1.040.1BA	Exhaust valve guide magg. 0,03		1
5	303.1.040.1BB	Exhaust valve guide magg. 0,06		1
5	303.1.040.1BC	Exhaust valve guide magg. 0,09		1
6	764.1.087.1A	Valve seal		2
7	799.1.061.3A	Closing rocker spring		1
8	0619.92.180	Shim th. 0.3		6
8	0670.92.190	Shim th. 2		4
8	0765.92.185	Shim th. 1		2
8	0765.92.190	Shim th. 0.5		4
8	0765.92.205	Shim th. 0.2		8
8	852.1.214.1A	Shim th. 1.8		1
9	463.2.010.9A	O-ring		2
10	240.2.026.1BB	Valve cover		2
11	771.5.066.8B	Screw		6
12	0647.70.010	Shim		4

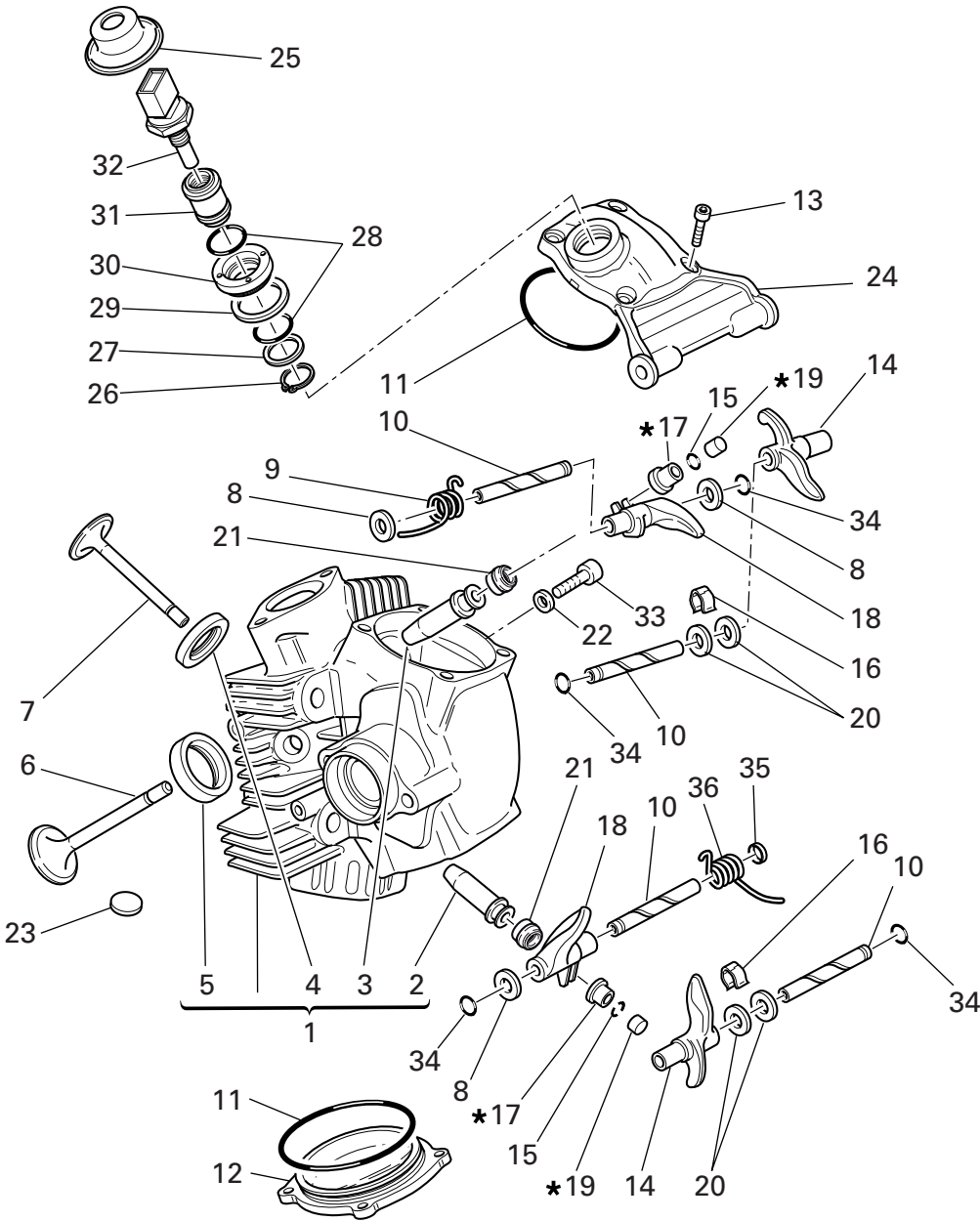
CATALOGUE No: 915.1.269.1B
ISSUED: 08 - 07

NOTES NO.	CODE NO.	DESCRIPTION	VALIDITY	Q.TY 
13	0375.92.210	Spring		2
14	208.1.012.4A	Opening rocker		2
15	821.1.111.2A	Rocker shaft		4
16	209.1.041.1A	Closing rocker		2
17	840.2.002.1B	See table		2
18	669.1.001.1E	Split rings		4
19	840.2.001.1A	See table		2
20	463.2.026.1A	O-ring		4
21	211.1.040.1A	Exhaust valve		1
22	210.1.042.1A	Intake valve		1
23	852.5.023.1A	Gasket		1
24	779.1.133.1A	Screw		1
25	700.1.040.1A	Vibration damper pad		12
26	713.1.241.1A	Spacer		2
27	852.1.176.1A	Washer		4
28	758.1.025.1A	Hose guide		2
29	771.5.071.8B	Screw		2
30	713.1.352.1A	Spacer		1
31	799.1.247.2A	Closing rocker spring		1

CATALOGUE No: 915.1.269.1B
ISSUED: 08 - 07


DRAWING 015 HORIZONTAL CYLINDER HEAD

19		17	
Registro bilanc. apertura		Registro bilanc. chiusura	
Adjustment		Adjustment	
Réglage		Réglage	
Ventilkäppchen		Ventilkäppchen	
840.1.031.1A -	1,8	840.1.041.1B -	2,20
840.1.032.1A -	1,85	840.1.042.1B -	2,25
840.1.033.1A -	1,9	840.1.043.1B -	2,30
840.1.034.1A -	1,95	840.1.044.1B -	2,35
840.1.001.1A -	2,0	840.1.045.1B -	2,40
840.1.002.1A -	2,05	840.1.046.1B -	2,45
840.1.003.1A -	2,1	840.1.047.1B -	2,5
840.1.004.1A -	2,15	840.1.048.1B -	2,55
840.1.005.1A -	2,2	840.1.049.1B -	2,6
840.1.006.1A -	2,25	840.1.050.1B -	2,65
840.1.007.1A -	2,3	840.1.051.1B -	2,7
840.1.008.1A -	2,35	840.1.052.1B -	2,75
840.1.009.1A -	2,4	840.1.053.1B -	2,8
840.1.010.1A -	2,45	840.1.054.1B -	2,85
840.1.011.1A -	2,5	840.1.055.1B -	2,9
840.1.012.1A -	2,55	840.1.056.1B -	2,95
840.1.013.1A -	2,6	840.1.057.1B -	3,0
840.1.014.1A -	2,65	840.1.058.1B -	3,05
840.1.015.1A -	2,7	840.1.059.1B -	3,1
840.1.016.1A -	2,75		
840.1.017.1A -	2,8		
840.1.018.1A -	2,85		
840.1.019.1A -	2,9		
840.1.020.1A -	2,95		
840.1.021.1A -	3,0		
840.1.022.1A -	3,05		
840.1.023.1A -	3,1		
840.1.024.1A -	3,15		
840.1.025.1A -	3,2		
840.1.026.1A -	3,25		
840.1.027.1A -	3,3		
840.1.028.1A -	3,35		
840.1.029.1A -	3,4		
840.1.030.1A -	3,45		




DRAWING 015

HORIZONTAL CYLINDER HEAD

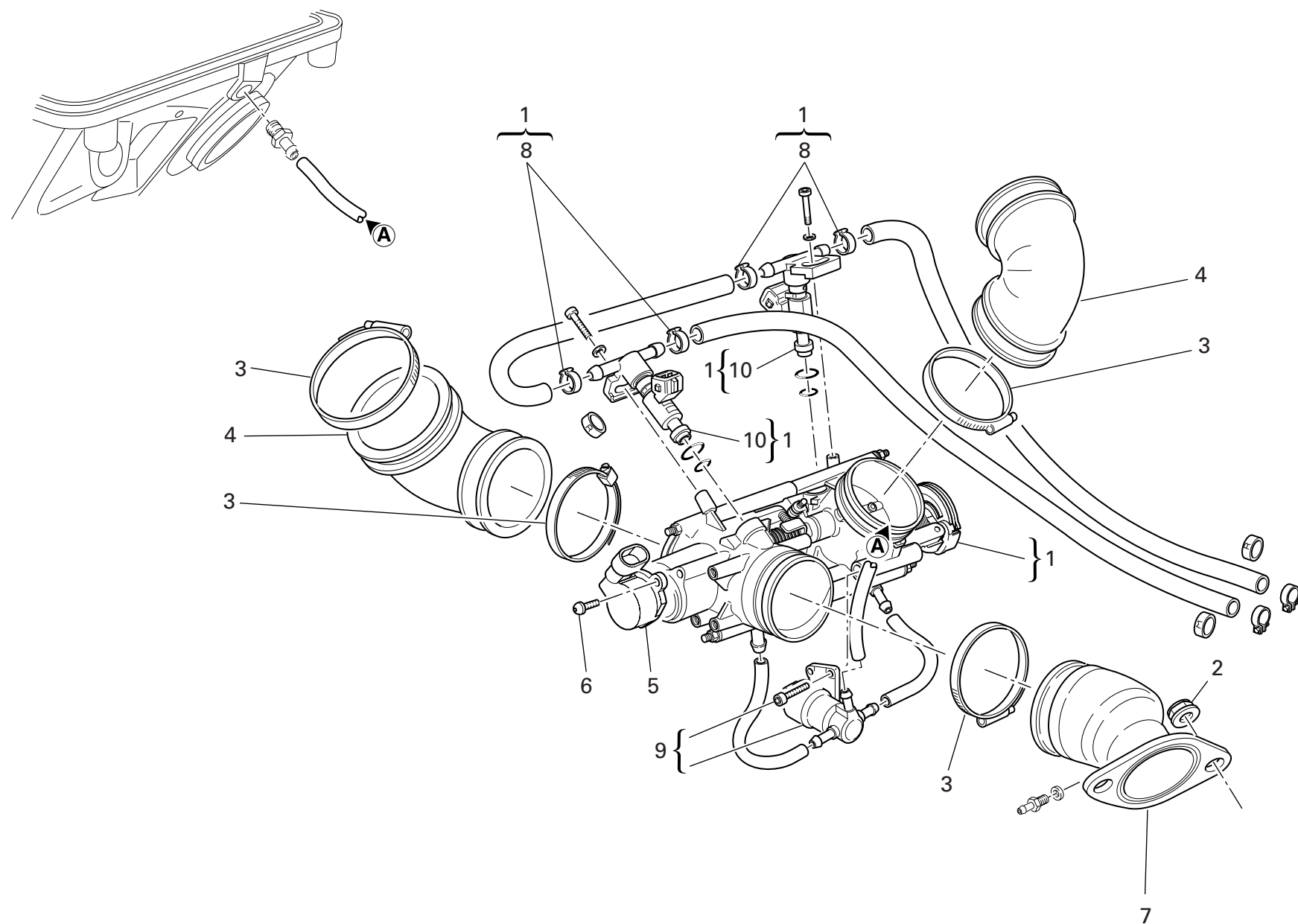
NOTES NO.	CODE NO.	DESCRIPTION	VALIDITY	Q.TY 
1	301.2.257.1AB	Complete horizontal head		1
2	303.1.040.1B	Exhaust valve guide		1
2	303.1.040.1BA	Exhaust valve guide magg. 0,03		1
2	303.1.040.1BB	Exhaust valve guide magg. 0,06		1
2	303.1.040.1BC	Exhaust valve guide magg. 0,09		1
3	303.1.041.1C	Intake valve guide		1
3	303.1.041.1CA	Intake valve guide magg. 0,03		1
3	303.1.041.1CB	Intake valve guide magg. 0,06		1
3	303.1.041.1CC	Intake valve guide magg. 0,09		1
4	304.1.042.1B	Intake valve seat		1
4	304.1.042.1BB	Oversize intake valve seat 0.03		1
4	304.1.042.1BC	Oversize intake valve seat 0.06		1
5	304.1.043.1B	Exhaust valve seat		1
5	304.1.043.1BB	Oversize exhaust valve seat 0.03		1
5	304.1.043.1BC	Oversize exhaust valve seat 0.06		1
6	210.1.042.1A	Intake valve		1
7	211.1.040.1A	Exhaust valve		1
8	0619.92.180	Shim th. 0.3		6
8	0670.92.190	Shim th. 2		4
8	0765.92.185	Shim th. 1		2
8	0765.92.190	Shim th. 0.5		4
8	0765.92.205	Shim th. 0.2		8
8	852.1.214.1A	Shim th. 1.8		1
9	799.1.061.3A	Closing rocker spring		1
10	821.1.111.2A	Rocker shaft		4
11	463.2.010.9A	O-ring		2
12	240.2.026.1BB	Valve cover		1

CATALOGUE No: 915.1.269.1B
ISSUED: 08 - 07

NOTES NO.	CODE NO.	DESCRIPTION	VALIDITY	Q.TY 
13	771.5.066.8B	Screw		8
14	208.1.012.4A	Opening rocker		2
15	669.1.001.1E	Split rings		4
16	0375.92.210	Spring		2
17	840.2.002.1B	See table		2
18	209.1.041.1A	Closing rocker		2
19	840.2.001.1A	See table		2
20	0647.70.010	Shim		4
21	764.1.087.1A	Valve seal		2
22	852.5.023.1A	Gasket		1
23	700.1.040.1A	Vibration damper pad		27
24	240.2.027.1BB	Intake valve cover		1
25	672.1.034.1A	Rubber cap		1
26	73500.1747	Snap ring		1
27	713.1.137.1A	Spacer		1
28	886.4.028.1A	O-Ring		2
29	787.1.008.1A	Aluminium gasket		1
30	703.1.019.1A	Ring nut		1
31	829.1.235.1A	Holder sensor		1
32	552.4.013.1A	Sensor		1
33	779.1.133.1A	Screw		1
34	463.2.026.1A	O-ring		4
35	713.1.352.1A	Spacer		1
36	799.1.247.2A	Closing rocker spring		1

CATALOGUE No: 915.1.269.1B
ISSUED: 08 - 07


DRAWING 016 INTAKE MANIFOLDS



DRAWING

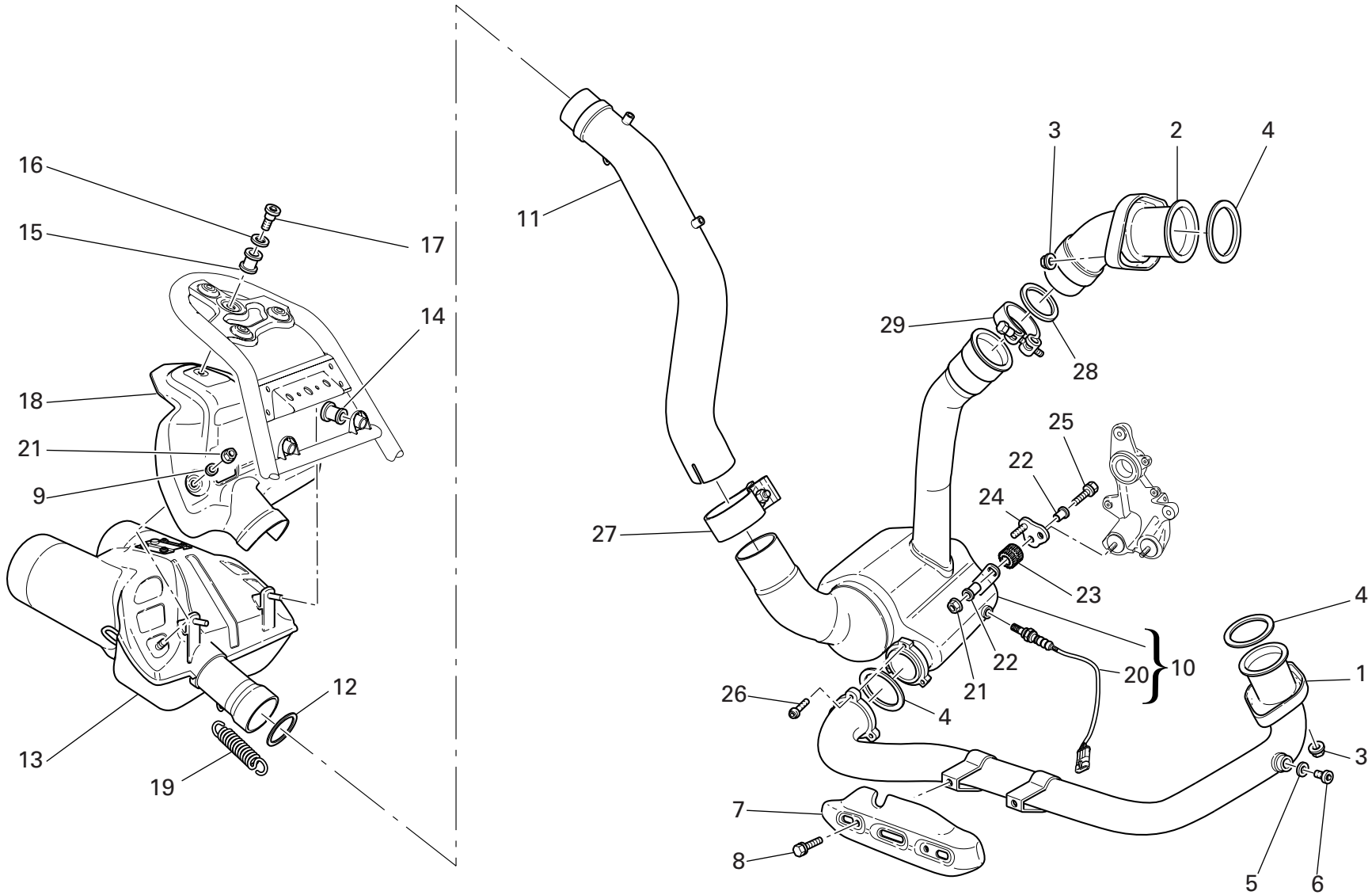
016

INTAKE MANIFOLDS

NOTES NO.	CODE NO.	DESCRIPTION	VALIDITY	Q.TY	
1	282.4.072.1A	Feed unit assembly		1	
2	748.1.039.1A	Nut		4	
3	741.4.042.1A	Hose guide		4	
4	801.1.027.1A	Hose		2	
5	284.4.008.1A	Potentiometer		1	
6	779.5.012.1B	Screw		2	
7	137.2.003.4B	Intake duct		2	
8	287.4.024.1B	Clamp		4	
9	283.4.011.1A	Stepper motor		1	
10	280.4.015.1A	Injector		2	

NOTES NO.	CODE NO.	DESCRIPTION	VALIDITY	Q.TY	
-----------	----------	-------------	----------	------	---


DRAWING 017 EXHAUST SYSTEM



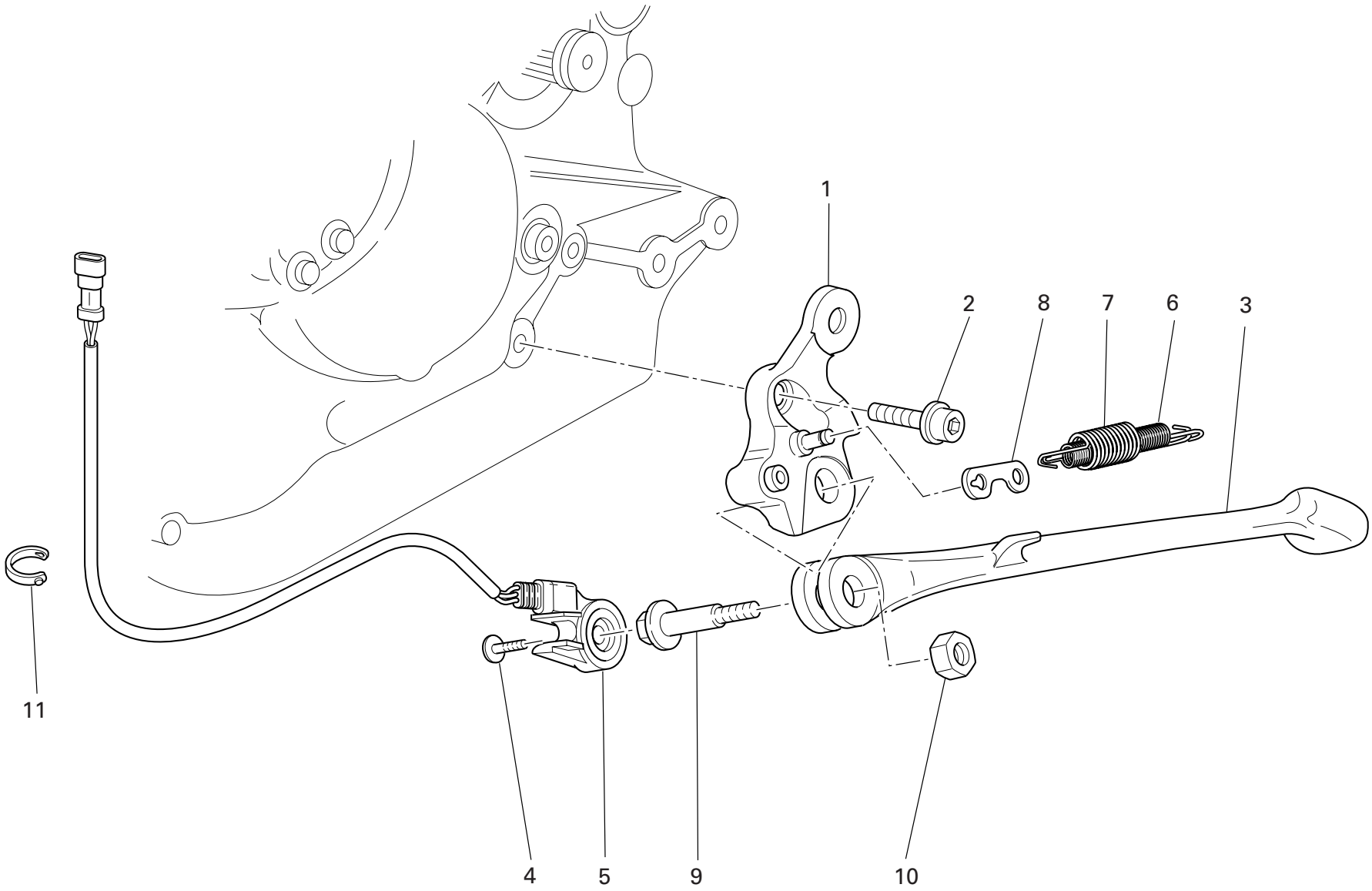
DRAWING 017 EXHAUST SYSTEM

NOTES NO.	CODE NO.	DESCRIPTION	VALIDITY	Q.TY	
1	570.1.150.1A	Horizontal head exhaust pipe		1	
2	571.1.150.1A	Vertical head exhaust pipe		1	
3	748.4.033.1A	Nut		4	
4	0370.84.005	Exhaust gasket		3	
5	852.5.024.1A	Gasket th.1		2	
6	780.1.007.1A	Cap		2	
7	460.1.158.1A	Thermal protection		1	
8	772.5.032.1A	Screw		2	
9	852.1.186.1A	Washer		2	
10	572.2.033.1B	Compensator		1	
11	570.1.100.1B	Balancer/silencer exhaust pipe		1	
12	790.1.013.1A	Gasket		1	
13	573.2.024.1C	Exhaust silencer		1	
14	764.1.068.1A	Rubber pad		2	
15	764.1.042.1A	Vibration damper pad		1	
16	852.1.163.1A	Washer		1	
17	779.1.260.1A	Special screw		1	
18	460.1.146.2A	Thermal protection		1	
19	799.1.194.1A	Spring		1	
20	552.1.111.1A	Lambda sensor		1	
21	748.1.036.1A	Nut		3	
22	713.1.082.1A	Spacer		2	
23	764.1.024.1A	Vibration damper pad		1	
24	830.1.295.2A	Bracket		1	
25	772.5.033.1A	Screw		1	
26	771.5.665.8B	Screw		3	
27	741.1.031.1A	Clamp		1	

CATALOGUE No: 915.1.269.1B
ISSUED: 08 - 07

NOTES NO.	CODE NO.	DESCRIPTION	VALIDITY	Q.TY	
28	790.1.017.1A	Gasket		1	
29	741.4.137.1A	Spring clamp		1	


CATALOGUE No: 915.1.269.1B
ISSUED: 08 - 07



DRAWING

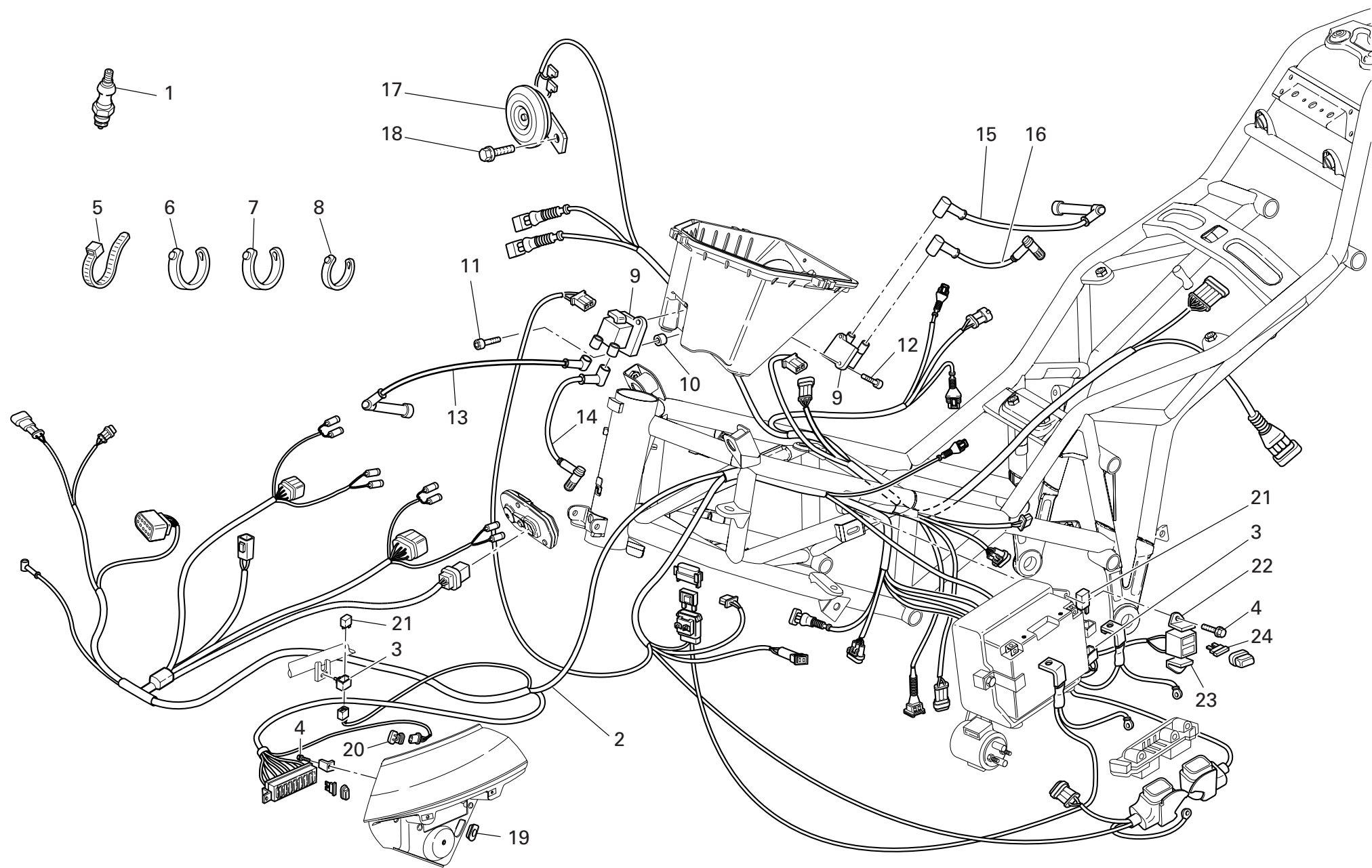
018

STANDS

NOTES NO.	CODE NO.	DESCRIPTION	VALIDITY	Q.TY	
1	556.2.037.1C	Plate		1	
2	771.5.154.8B	Screw		1	
3	556.1.035.1A	Side stand (BLACK)		1	
4	779.4.005.2A	Screw		1	
5	539.1.023.2A	Switch		1	
6	799.1.089.1B	Inner spring		1	
7	799.1.088.1B	Outer spring		1	
8	827.1.139.2B	Plate		1	
9	556.1.018.1D	Pivot		1	
10	749.4.045.2A	Nut		1	
11	0691.91.030	Hose guide		1	

NOTES NO.	CODE NO.	DESCRIPTION	VALIDITY	Q.TY	
-----------	----------	-------------	----------	------	---


DRAWING 019 ELECTRICAL SYSTEM



DRAWING

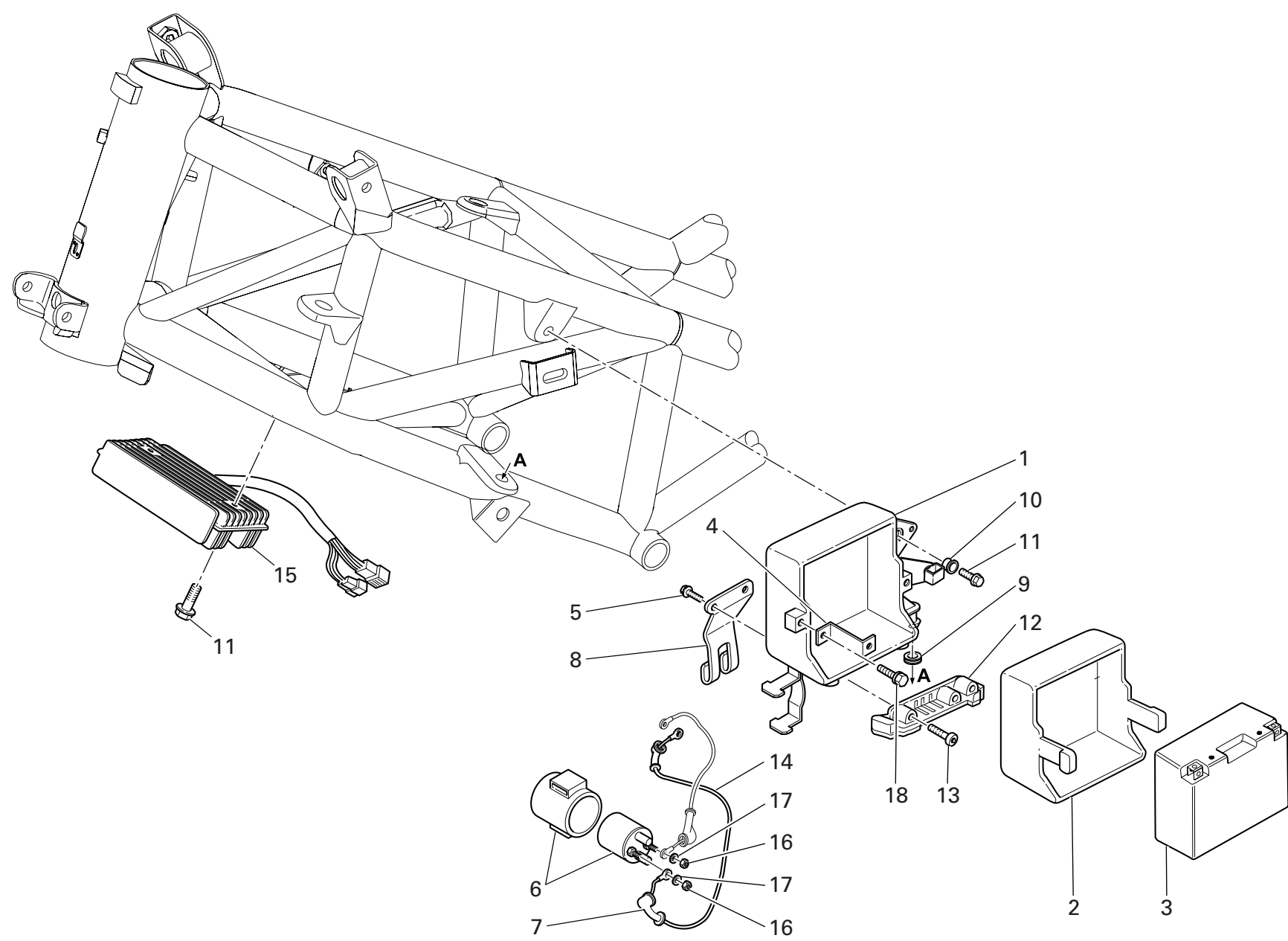
019

ELECTRICAL SYSTEM

NOTES NO.	CODE NO.	DESCRIPTION	VALIDITY	Q.TY
				
1	670.4.035.1A	Spark plug		4
2	510.1.473.2A	Electric wiring		1
3	829.1.190.1A	Rubber holder		2
4	772.1.047.1A	Screw		4
5	741.1.012.1A	Hose guide		8
6	741.1.013.1A	Hose guide		2
7	0691.91.030	Hose guide		30
8	741.4.038.1A	Hose guide		7
9	380.4.010.1C	Coil		2
10	711.1.138.1A	Spacer		1
11	771.5.047.8B	Screw		1
12	771.5.042.8B	Screw		3
13	671.1.024.1A	Right spark plug cable		1
14	671.1.025.1A	LH spark plug cable		1
15	671.1.027.1A	Right spark plug cable		1
16	671.1.028.1A	LH spark plug cable		1
17	516.4.003.1B	Horn (BLACK)		1
18	772.1.074.1A	Screw		1
19	829.1.401.1A	Holder sensor		1
20	552.4.012.1A	Air temperature sensor		1
21	541.4.003.1A	Relay		2
22	830.1.278.1B	Bracket		1
23	830.1.277.1B	Bracket		1
24	389.4.006.1A	Fuse 3A		1
24	389.4.013.1A	Fuse 20A		1

NOTES NO.	CODE NO.	DESCRIPTION	VALIDITY	Q.TY
				


DRAWING 020 BATTERY SUPPORT



DRAWING

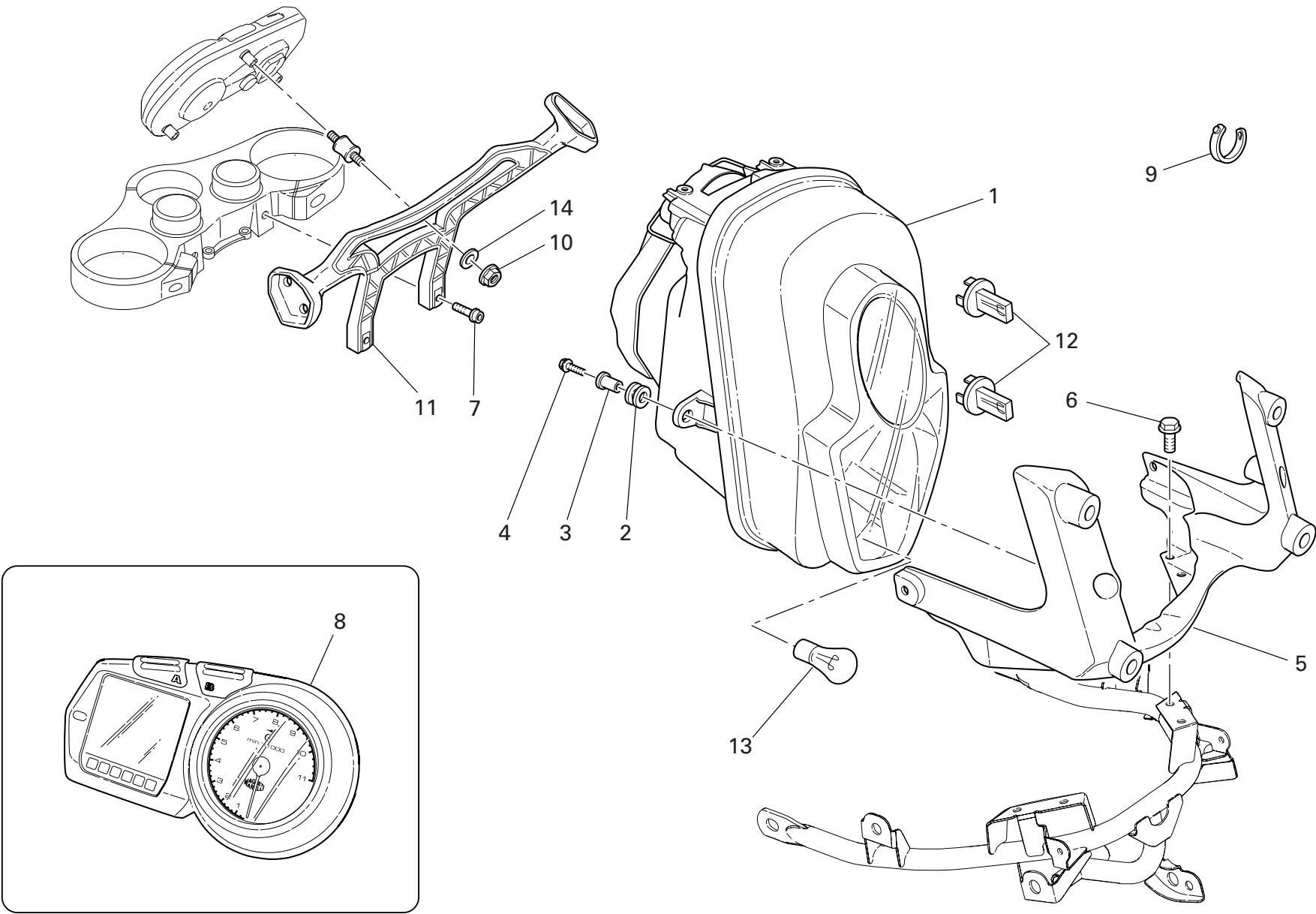
020

BATTERY SUPPORT

NOTES NO.	CODE NO.	DESCRIPTION	VALIDITY	Q.TY
				
1	829.1.406.1A	Battery box mount		1
2	829.1.410.1A	Battery carpet		1
3	395.4.013.1C	Battery		1
4	827.1.294.1A	Plate		2
5	772.1.046.1A	Screw		2
6	397.2.001.2A	Remote switch		1
7	672.1.029.1A	Rubber cap		1
8	827.1.295.1A	Plate		1
9	764.1.090.1A	Rubber pad		2
10	716.1.106.1A	Spacer		1
11	772.5.031.1B	Screw		3
12	286.4.152.1C	Injection control unit		1
13	771.5.072.8B	Screw		2
14	514.1.039.1A	Solenoid starter - starter motor cable		1
15	540.4.010.1A	Voltage rectifier		1
16	750.5.005.1A	Nut		2
17	853.5.010.1A	Spring washer		2
18	772.1.046.1B	Screw		1

NOTES NO.	CODE NO.	DESCRIPTION	VALIDITY	Q.TY
				


DRAWING 021 HEADLIGHT & INSTR. PANEL



DRAWING

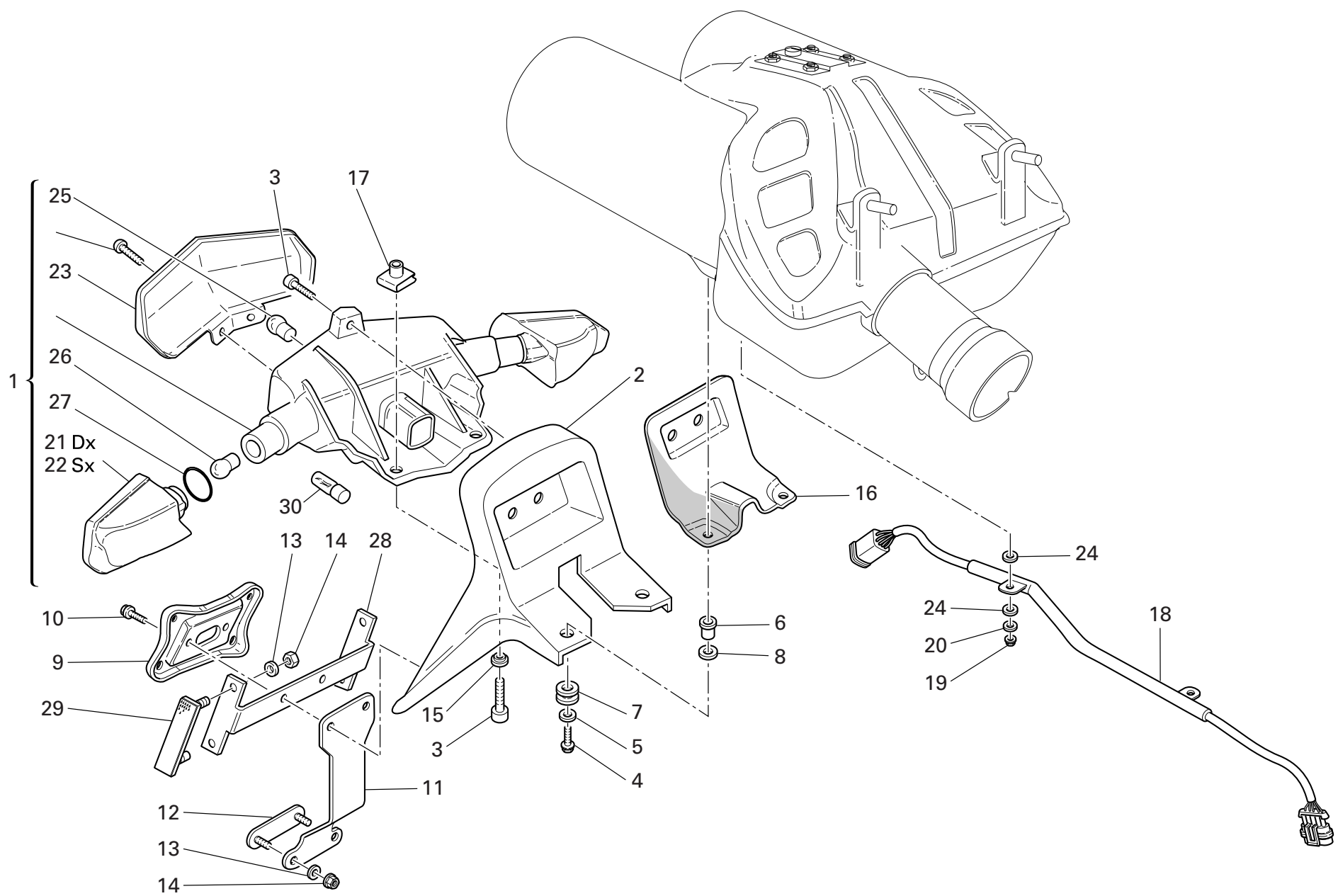
021

HEADLIGHT & INSTR. PANEL

NOTES NO.	CODE NO.	DESCRIPTION	VALIDITY	Q.TY
				
1	520.1.003.1C	Complete headlight		1
2	764.1.075.1A	Rubber pad		3
3	716.1.022.1B	Spacer		3
4	772.5.031.1B	Screw		3
5	829.1.432.2A	Headlight and headlight fairing support		1
6	772.1.050.1A	Screw		4
7	771.5.723.8B	Screw		2
8	406.1.061.1C	Complete instrument panel		1
9	741.4.038.1A	Hose guide		1
10	748.4.038.1A	Nut		3
11	829.1.468.2A	Mobile healdight fairing support		1
12	390.4.014.1A	Bulb		2
13	390.4.013.1A	Bulb		1
14	462.4.046.1A	Spring washer		3

NOTES NO.	CODE NO.	DESCRIPTION	VALIDITY	Q.TY
				


DRAWING 022 NUMBER PLATE HOLDER - TAIL LIGHT



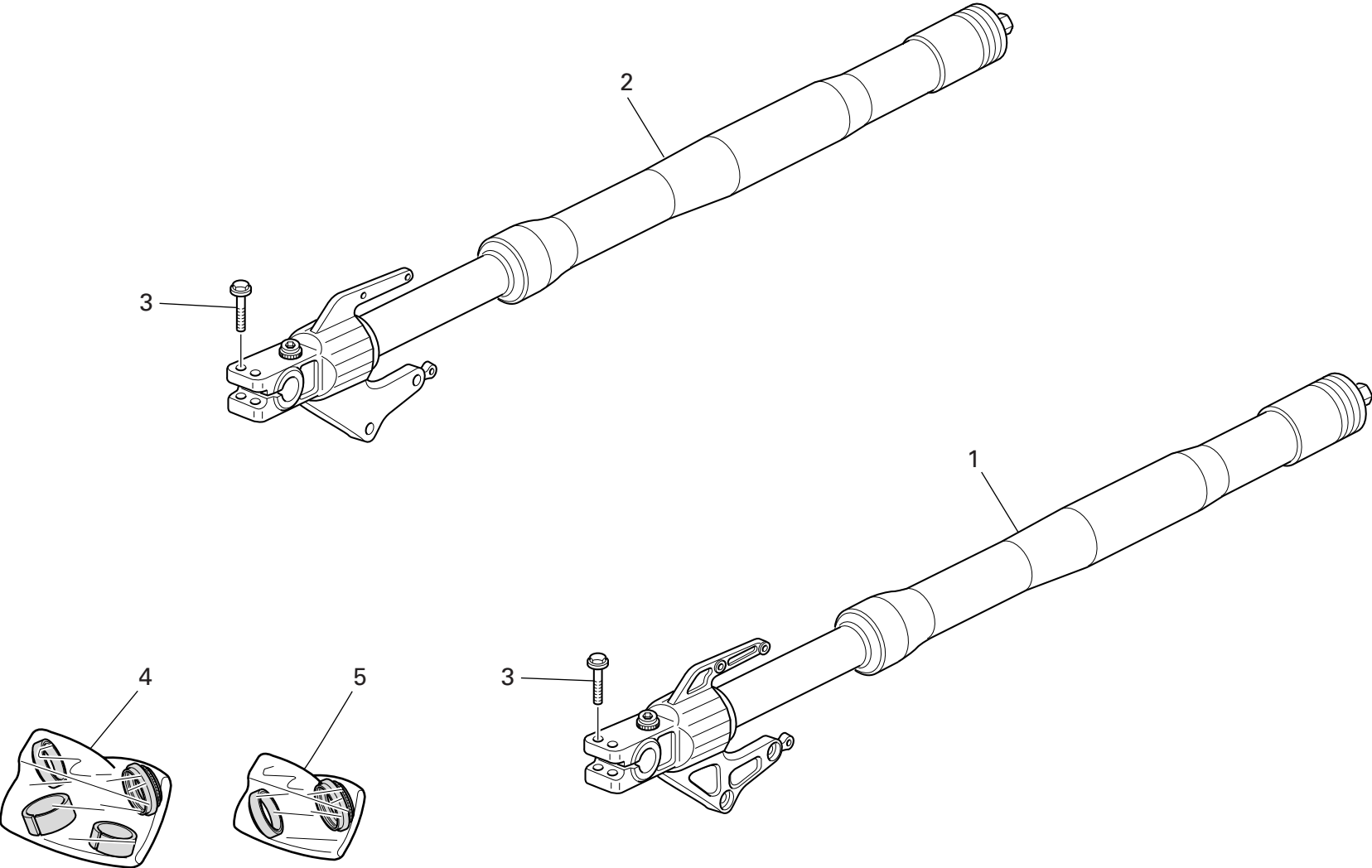
DRAWING 022 NUMBER PLATE HOLDER - TAIL LIGHT

NOTES NO.	CODE NO.	DESCRIPTION	VALIDITY	Q.TY 
1	525.1.012.1B	Tail light		1
2	829.1.472.1B	Headlight holder		1
3	771.5.042.8B	Screw		3
4	772.5.038.1A	Screw		4
5	852.5.003.1B	Washer		2
6	716.1.112.1A	Spacer		4
7	764.1.069.1A	Rubber pad		4
8	852.1.148.1B	Washer		4
9	561.1.019.1A	Plate		1
10	772.5.031.1B	Screw		2
11	827.1.191.4A	Plate		1
12	529.1.009.1A	Reflector		1
13	852.5.001.1C	Washer		2
14	749.5.001.1B	Nut		2
15	716.1.107.1B	Spacer		2
16	460.1.147.1A	Thermal protection		1
17	850.4.055.1A	Quik fastening		2
18	510.1.240.1A	Rear wiring		1
19	748.1.036.1A	Nut		2
20	852.1.186.1A	Washer		2
21	531.1.001.1A	RH rear indicator body		1
22	531.1.002.1A	LH rear indicator body		1
23	525.1.014.1A	Taillight glass		1
24	856.1.091.1A	Washer		4
25	390.4.003.1A	Two-light bulb 12V 5/21W		1
26	8000.36726	Bulb		2
27	886.5.042.1A	O-ring		2

CATALOGUE No: 915.1.269.1B
ISSUED: 08 - 07

NOTES NO.	CODE NO.	DESCRIPTION	VALIDITY	Q.TY 
28	829.1.136.1A	Holder		1
29	529.1.006.1A	Reflector		2
30	390.4.016.1A	Bulb		1

CATALOGUE No: 915.1.269.1B
ISSUED: 08 - 07



DRAWING

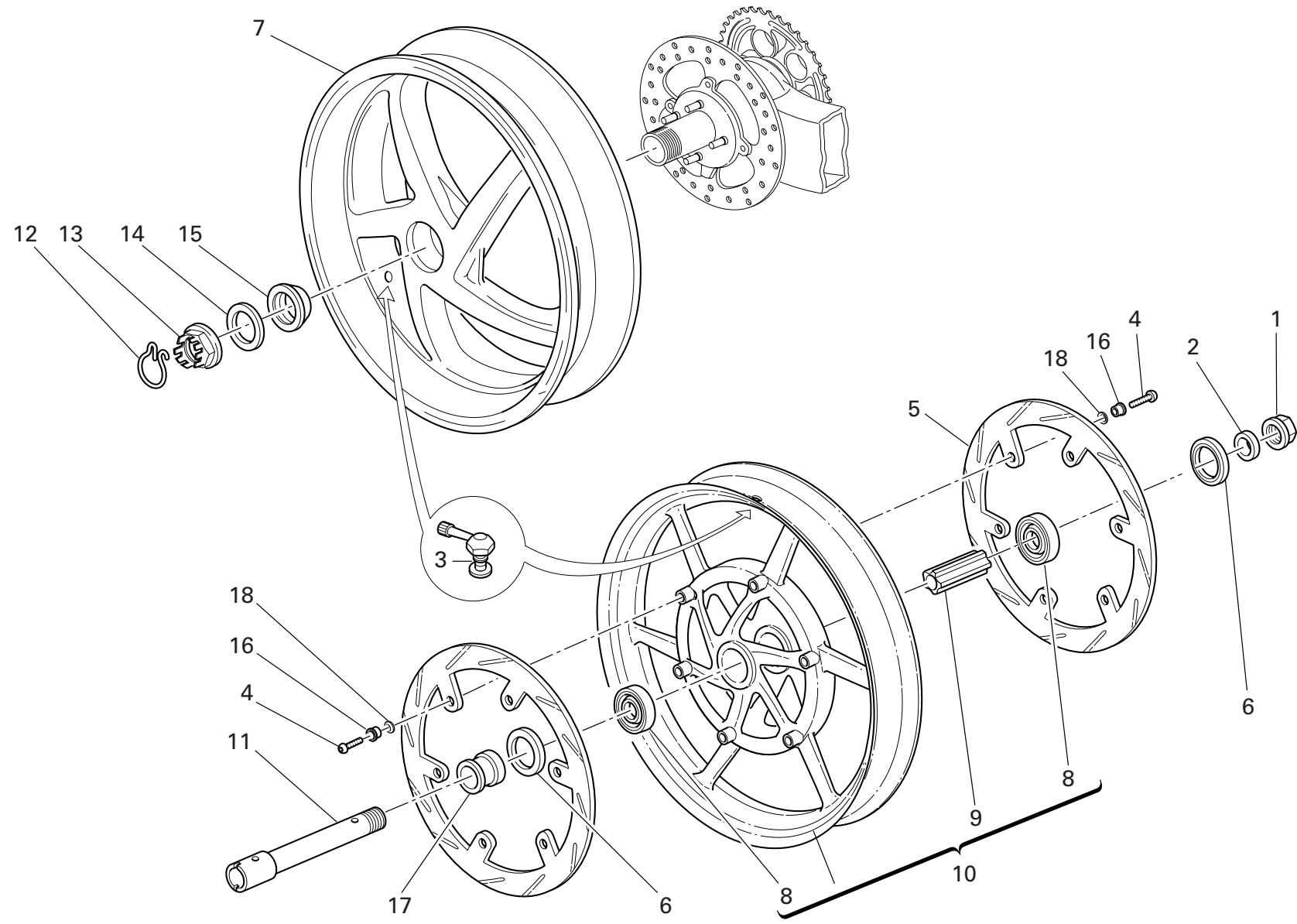
023

FRONT FORKS

NOTES NO.	CODE NO.	DESCRIPTION	VALIDITY	Q.TY
1	345.2.014.1A	L.H. fork leg assembly (OHLINS)		1
2	344.2.014.1A	R.H. fork leg assembly (OHLINS)		1
3	772.5.028.1AB	Screw		4
4	349.2.039.1A	Overhaul kit		1
5	349.2.040.1A	Seat kit		1

NOTES NO.	CODE NO.	DESCRIPTION	VALIDITY	Q.TY
-----------	----------	-------------	----------	------

DRAWING 024 FRONT AND REAR WHEELS



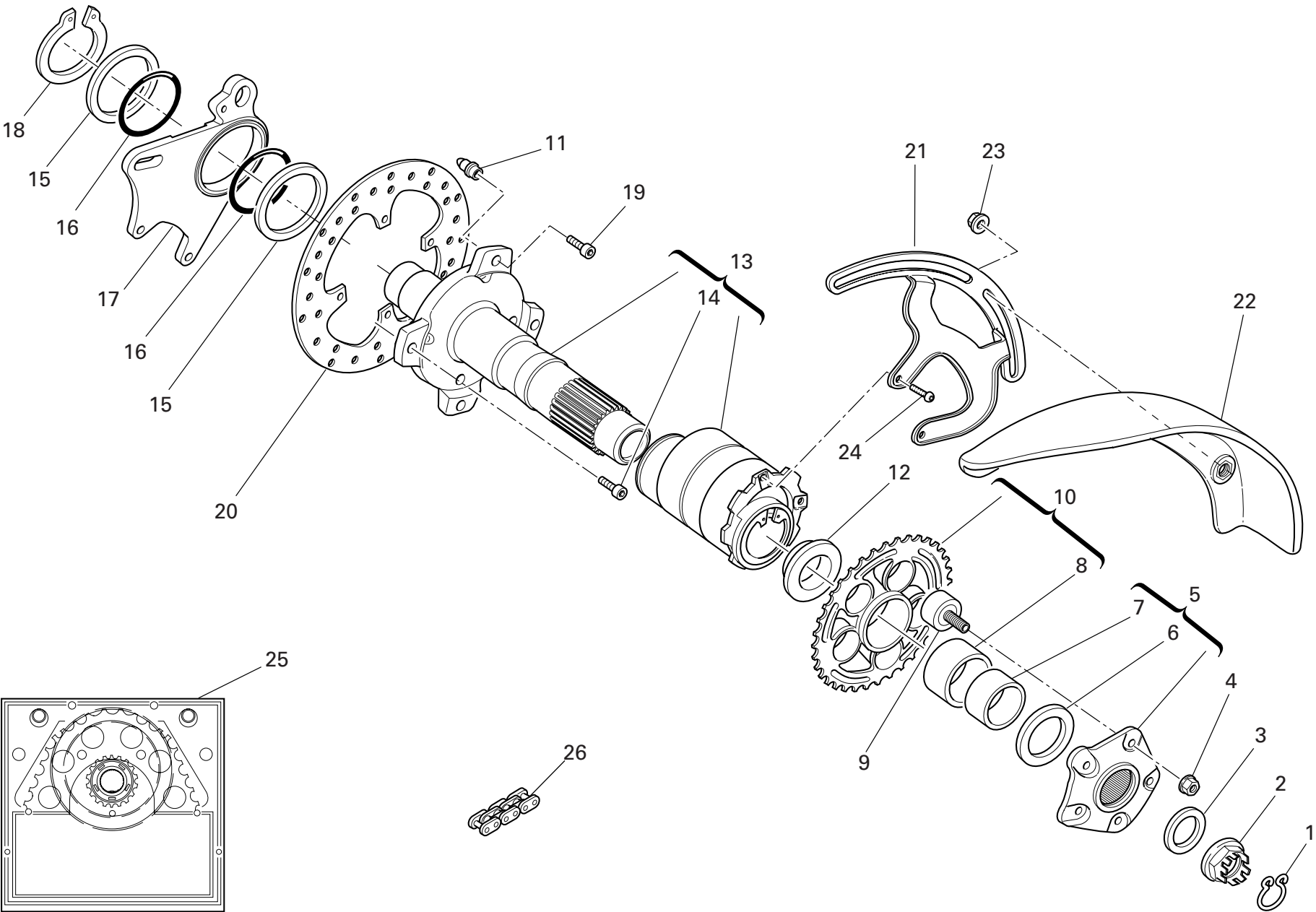
DRAWING

024

FRONT AND REAR WHEELS

NOTES NO.	CODE NO.	DESCRIPTION	VALIDITY	Q.TY		NOTES NO.	CODE NO.	DESCRIPTION	VALIDITY	Q.TY	
	1	748.1.014.1C	Nut		1						
	2	713.1.197.3A	L.H. spacer		1						
	3	497.2.001.2A	Valve		2						
	4	779.1.328.1A	Screw		12						
	5	492.4.061.1A	Front brake disc		2						
	6	930.4.052.1A	Seal ring		2						
	7	502.2.107.2AB	Rear wheel rim (BLACK)		1						
	8	75162.2566	Bearing		2						
	9	714.1.047.1A	Inner spacer		1						
	10	501.2.107.1AB	Front wheel rim (BLACK)		1						
	11	819.1.043.1A	Front wheel spindle		1						
	12	759.1.009.1A	Clip		1						
	13	750.1.019.1B	Nut		1						
	14	852.1.057.1A	Washer		1						
	15	714.1.027.1A	Special washer		1						
	16	710.4.003.1A	Bush		12						
	17	713.1.196.1A	R.H. spacer		1						
	18	799.4.005.1A	Spring washer		12						

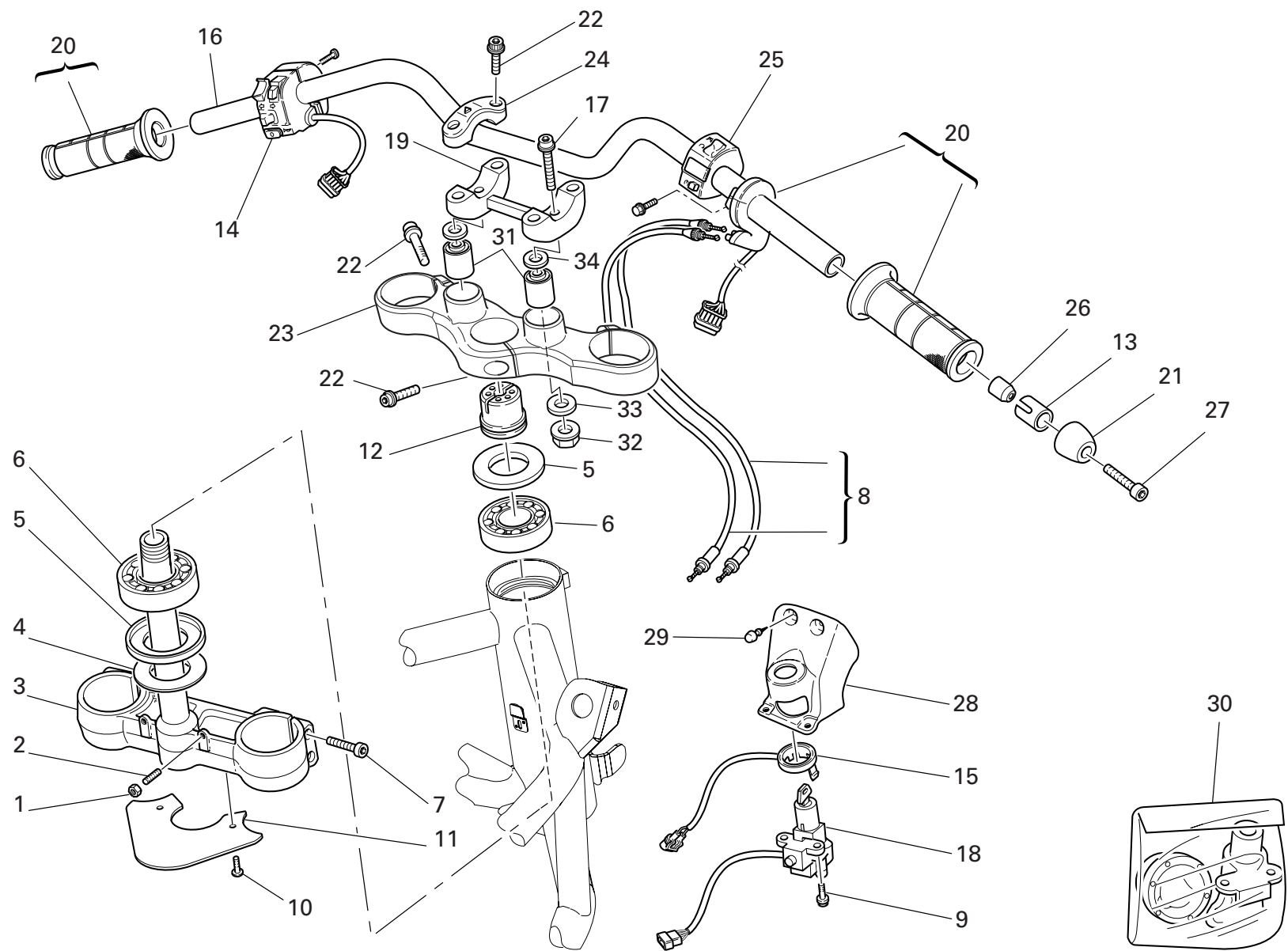
DRAWING 025 REAR WHEEL AXLE



DRAWING 025 REAR WHEEL AXLE


NOTES NO.	CODE NO.	DESCRIPTION	VALIDITY	Q.TY 
1	759.1.008.1A	Clip		1
2	750.1.018.1C	Nut		1
3	852.1.055.1A	Washer		1
4	748.4.024.1AB	Nut		5
5	160.1.021.1C	Rear sprocket flange		1
6	852.1.058.2A	Washer		1
7	711.1.067.1A	Bush		1
8	712.1.018.1A	Bush		1
9	700.1.017.1E	Rubber cush drive hub		5
10	494.1.097.1A	Ring gear Z=42		1
11	863.1.001.1D	Pin		4
12	714.1.041.1A	Spacer		1
13	819.2.064.1A	Wheel spindle		1
14	771.5.266.8B	Screw		4
15	852.1.059.1A	Washer		2
16	886.5.003.1A	O-Ring		2
17	825.1.035.1A	Caliper holder plate		1
18	884.5.004.1A	Circlip		1
19	772.1.005.1B	Screw		4
20	492.4.076.1A	Rear brake disc		1
21	830.1.282.1B	Bracket		1
22	564.1.045.1A	Mudflap		1
23	748.1.036.1A	Nut		2
24	775.1.033.1B	Screw		2
25	676.2.064.1B	Final drive kit		1
26	676.4.064.1A	Chain		1

NOTES NO.	CODE NO.	DESCRIPTION	VALIDITY	Q.TY 
-----------	----------	-------------	----------	--



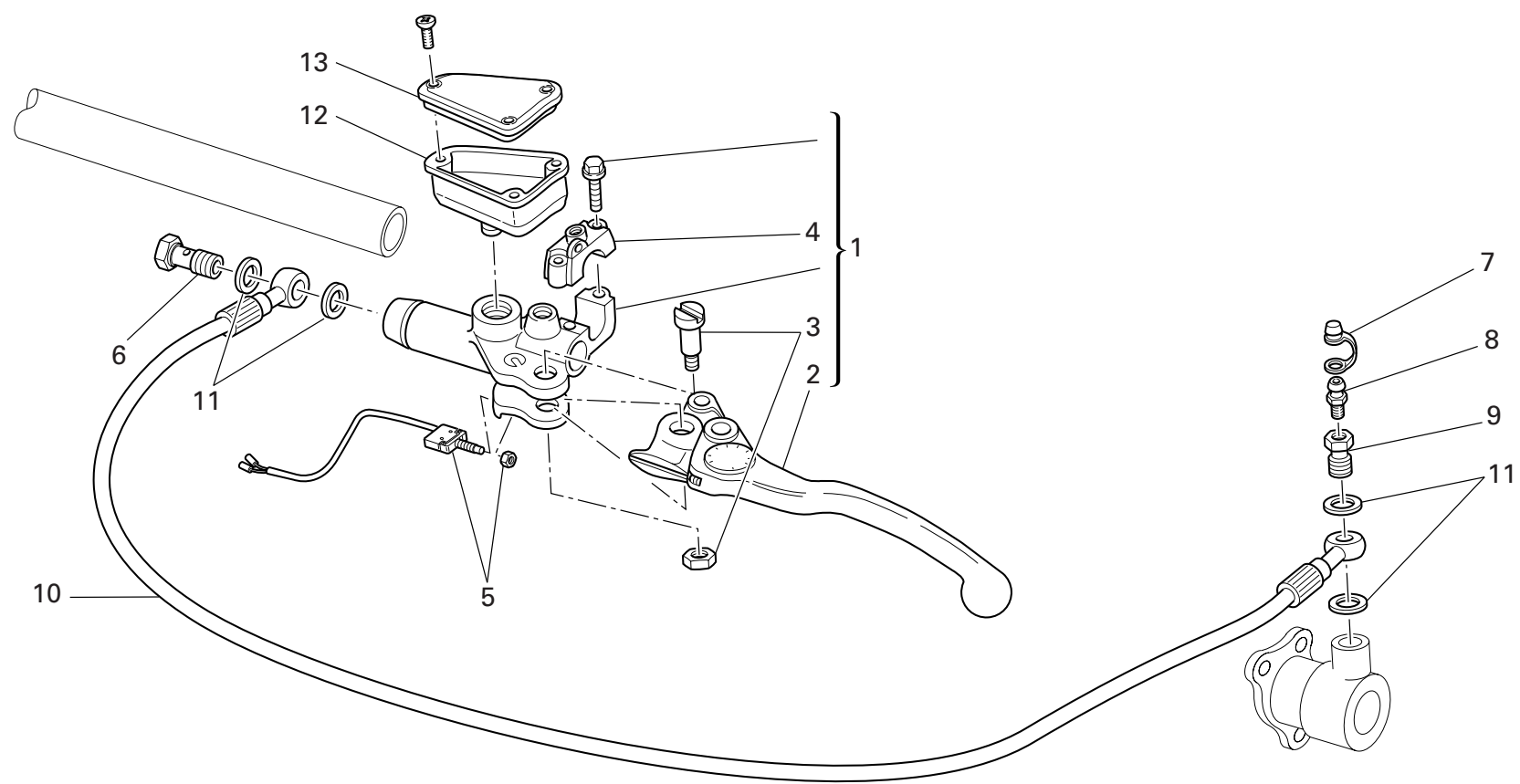
NOTES NO.	CODE NO.	DESCRIPTION	VALIDITY	Q.TY 
1	747.5.007.1A	Nut		2
2	779.1.099.1B	Special screw		2
3	342.2.031.1A	Steering head base		1
4	852.1.103.1A	Washer		1
5	930.1.004.1B	Seal ring		2
6	702.4.004.1A	Bearing		2
7	771.5.727.8B	Screw		4
8	656.2.002.1A	Cables unit		1
9	772.5.037.1A	Screw		2
10	772.1.045.1A	Screw		2
11	460.1.076.2A	Mudflap		1
12	703.1.013.1A	Ring nut		1
13	710.1.107.1A	Bush		2
14	651.4.014.1A	L.H. switch		1
15	518.4.004.2B	Antenna		1
16	360.1.060.1A	Handlebar		1
17	771.5.941.8B	Screw		2
18	652.4.006.1C	Key-operated switch		1
19	360.1.062.1B	Single U-bolt		1
20	654.4.010.1A	Throttle control		1
21	153.1.007.2B	Counterweight		2
22	771.5.725.8B	Screw		7
23	341.1.037.1C	Steering head		1
24	360.1.061.2A	Bracket		2
25	650.4.010.1B	R.H. switch		1
26	711.1.130.1A	Bush		2
27	771.5.076.8B	Screw		2

CATALOGUE No: 915.1.269.1B
ISSUED: 08 - 07

NOTES NO.	CODE NO.	DESCRIPTION	VALIDITY	Q.TY 
28	247.1.204.1A	Cover		1
29	866.1.058.1A	Vibration damper pad		2
30	598.2.031.2E	Locks kit		1
31	700.1.054.1A	Spacer		2
32	748.4.024.1AB	Nut		2
33	852.1.049.1B	Washer		2
34	852.5.040.1A	Washer		2

CATALOGUE No: 915.1.269.1B
ISSUED: 08 - 07


DRAWING 027 CLUTCH CONTROL



DRAWING

027

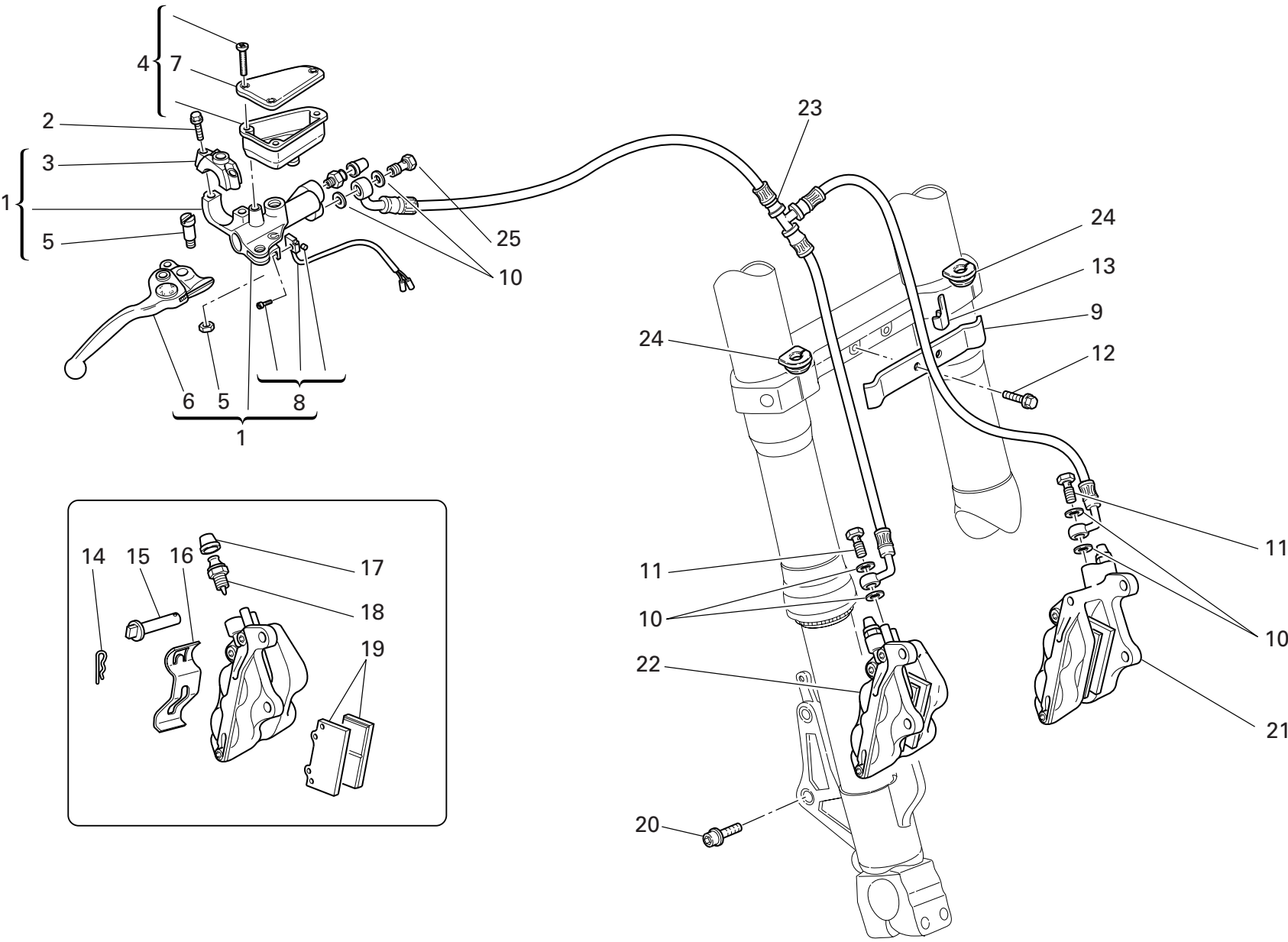
CLUTCH CONTROL

NOTES NO.	CODE NO.	DESCRIPTION	VALIDITY	Q.TY	
1	630.4.023.1A	Clutch drive pump		1	
2	626.4.034.1A	Clutch control lever		1	
3	626.4.011.1A	Spare lever pin		1	
4	626.4.008.1C	Spare bracket		1	
5	539.4.033.1A	Microswitch		1	
6	779.1.366.1AB	Special screw		1	
7	612.4.005.1A	Dust seal		1	
8	0000.33552	Bleed		1	
9	779.1.397.1A	Special screw		1	
10	632.1.027.1A	Clutch control pipe (METAL PLAITED)		1	
11	852.5.024.1A	Gasket th.1		4	
12	585.4.007.1A	Complete oil tank		1	
13	893.4.008.1A	Cap		1	

NOTES NO.	CODE NO.	DESCRIPTION	VALIDITY	Q.TY	
-----------	----------	-------------	----------	------	---

DRAWING 028


FRONT BRAKE



DRAWING

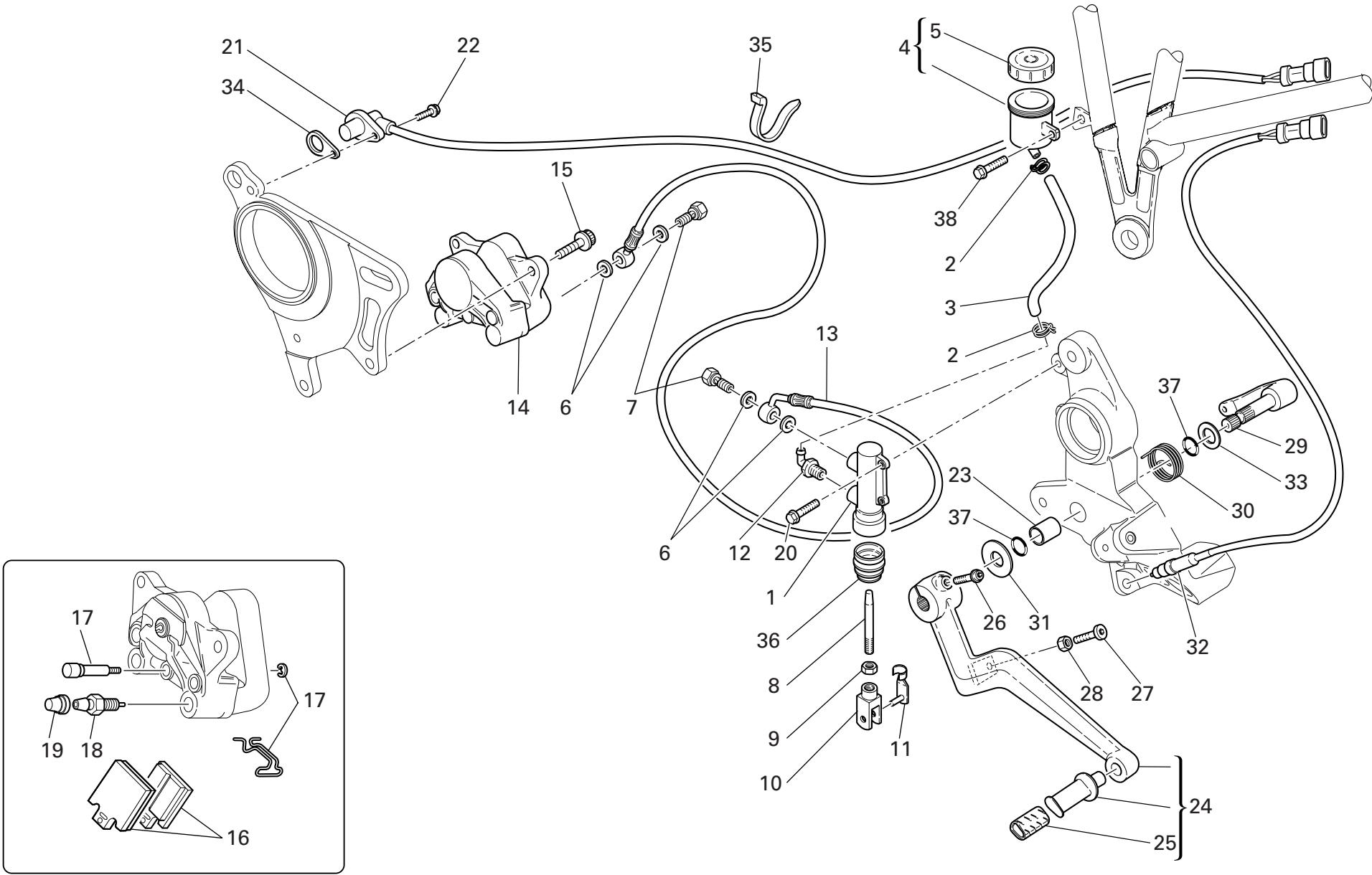
028

FRONT BRAKE

NOTES NO.	CODE NO.	DESCRIPTION	VALIDITY	Q.TY
				
1	624.4.030.1A	Front brake pump		1
2	771.5.669.2B	Screw		2
3	626.4.015.1B	Bracket		1
4	585.4.006.1A	Complete oil tank		1
5	626.4.011.1A	Spare lever pin		1
6	626.4.019.1A	Brake control lever		1
7	893.4.007.1A	Tank cap		1
8	539.4.021.1A	Microswitch		1
9	830.1.286.1A	Plate		1
10	852.5.024.1A	Gasket th.1		6
11	779.1.366.1AB	Special screw		2
12	772.5.037.1A	Screw		2
13	829.1.141.1C	Fairlead		2
14	612.4.018.1A	Spring		2
15	612.4.014.1A	Spare pins and spring		2
16	612.4.017.1A	Spring		2
17	612.4.008.1A	Dust seal		2
18	631.4.004.1A	Spare bleed union		2
19	613.4.020.1A	Pads pair		2
20	771.5.431.8B	Screw		4
21	610.4.071.1A	L.H. brake caliper		1
22	610.4.072.1A	R.H. brake caliper		1
23	618.4.055.1A	Front brake line		1
24	764.1.074.1A	Hose guide		2
25	779.1.415.1A	Special screw		1

NOTES NO.	CODE NO.	DESCRIPTION	VALIDITY	Q.TY
				


DRAWING 029 REAR BRAKE



DRAWING 029 REAR BRAKE

NOTES NO.	CODE NO.	DESCRIPTION	VALIDITY	Q.TY 
1	625.4.004.1A	Rear brake pump		1
2	741.4.043.1A	Hose guide		2
3	877.1.115.1A	Tube		1
4	585.4.008.1A	Complete oil tank		1
5	893.4.005.1A	Cap		1
6	852.5.024.1A	Gasket th.1		4
7	779.1.366.1AB	Special screw		2
8	117.1.067.1A	Adjuster rod		1
9	747.5.003.1A	Nut		1
10	184.1.005.1A	Fork		1
11	850.1.015.1A	Quik fastening		1
12	631.4.008.1A	Spare union		1
13	619.4.025.1A	Rear brake line (METAL PLAITED)		1
14	611.4.013.1AB	Rear brake caliper		1
15	771.5.723.8B	Screw		2
16	613.4.038.1A	Pads pair		1
17	612.4.016.1A	Spare pins and spring		1
18	631.4.016.1A	Bleed		1
19	612.4.008.1A	Dust seal		1
20	772.1.063.1A	Screw		2
21	552.1.043.1A	Speed sensor		1
22	772.5.029.1A	Screw		1
23	712.1.034.1A	Bush		1
24	457.2.022.2A	Brake lever		1
25	764.1.011.2A	Rubber pad		1
26	771.5.668.8B	Screw		1
27	779.1.237.1B	Adjusting screw		1

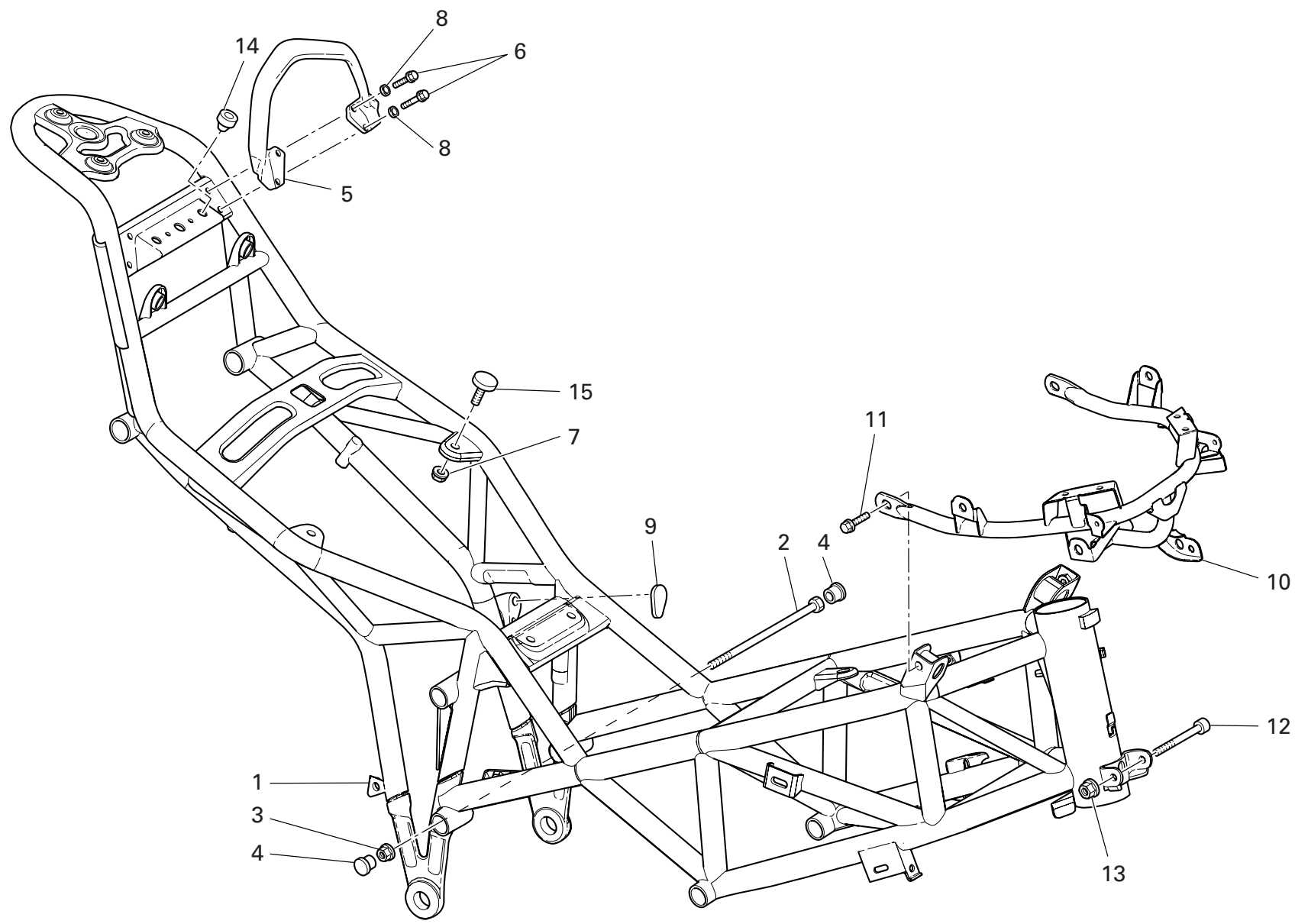
CATALOGUE No: 915.1.269.1B
ISSUED: 08 - 07

NOTES NO.	CODE NO.	DESCRIPTION	VALIDITY	Q.TY 
28	747.5.005.1B	Nut		1
29	455.1.015.1B	Brake master cylinder lever		1
30	799.1.174.1A	Return spring		1
31	852.1.153.1A	Washer		1
32	539.4.003.1B	Switch		1
33	852.1.152.1A	Washer		1
34	713.1.192.1A	Spacer		1
35	741.4.038.1A	Hose guide		2
36	626.4.013.1A	Dust cover		1
37	0000.01199	O-ring		2
38	772.5.032.1A	Screw		1


CATALOGUE No: 915.1.269.1B
ISSUED: 08 - 07

DRAWING 030

FRAME

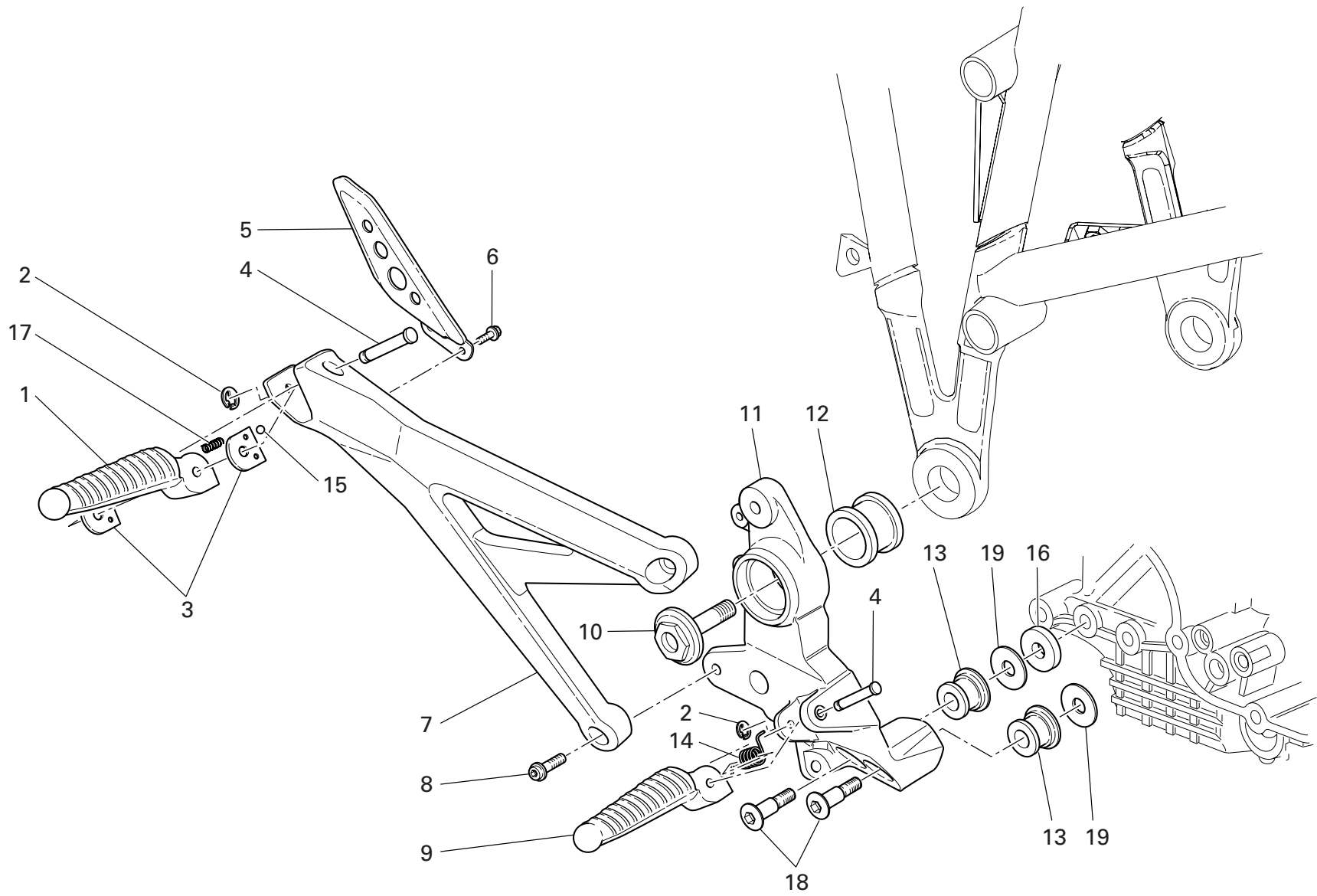


DRAWING 030 FRAME

NOTES NO.	CODE NO.	DESCRIPTION	VALIDITY	Q.TY
				
1	470.1.058.1CB	Frame (BLACK)		1
1	470.1.058.1CF	Frame (RED)		1
2	779.1.213.1A	Screw		2
3	748.4.002.1A	Nut		2
4	872.1.026.1A	Cap		4
5	806.1.020.1AA	Pillion rider grip (RED)		1
5	806.1.020.1AT	Pillion rider grip (BLACK)		1
6	772.1.073.1A	Screw		4
7	748.4.039.1A	Nut		4
8	852.1.176.1A	Washer		4
9	872.1.045.1A	Cap		1
10	470.1.079.1B	Fairing/headlight/radiator supporting subframe		1
11	772.1.074.1A	Screw		2
12	771.5.141.8B	Screw		1
13	749.4.006.1AB	Nut		1
14	866.1.061.1A	Rubber pad		2
15	684.2.077.1A	Stud bolt		4

NOTES NO.	CODE NO.	DESCRIPTION	VALIDITY	Q.TY
				


DRAWING 031 R.H. FOOTRESTS



DRAWING

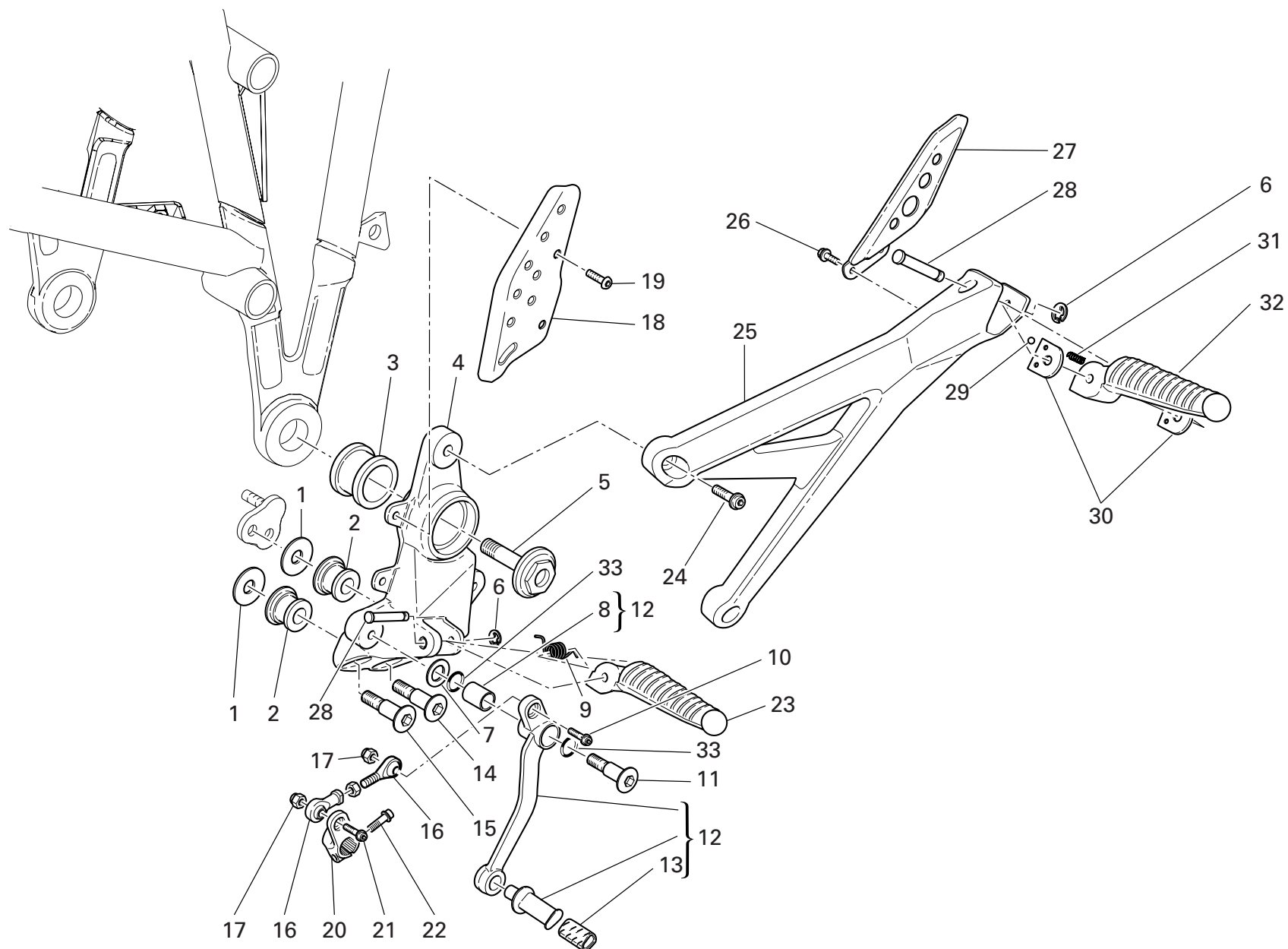
031

R.H. FOOTRESTS

NOTES NO.	CODE NO.	DESCRIPTION	VALIDITY	Q.TY
				
1	464.1.037.1A	Rear foot peg (R.H.)		1
2	884.5.003.1A	Ring		2
3	827.1.115.1B	Plate		2
4	821.1.068.1B	Pin		2
5	247.1.262.1A	Rear heel guard		1
6	772.1.045.1A	Screw		2
7	824.1.079.1A	Rear foot peg holder plate (R.H.)		1
8	771.1.035.1A	Screw		2
9	464.1.035.1A	Front foot peg (R.H.)		1
10	779.1.305.1A	Special screw		1
11	824.2.071.1A	Foot peg holder plate (R.H.)		1
12	764.1.066.1A	Rubber pad		1
13	700.1.049.1A	Vibration damper		2
14	799.1.166.1A	Spring		1
15	80N0.21507	Ball		1
16	852.1.179.1A	Washer		1
17	799.1.252.1B	Spring		1
18	779.1.418.1A	Screw		2
19	852.1.065.1B	Washer		2

NOTES NO.	CODE NO.	DESCRIPTION	VALIDITY	Q.TY
				


DRAWING 031a L.H. FOOTRESTS



DRAWING 031a L.H. FOOTRESTS

NOTES NO.	CODE NO.	DESCRIPTION	VALIDITY	Q.TY	
1	852.1.065.1B	Washer		2	
2	700.1.049.1A	Vibration damper		2	
3	764.1.066.1A	Rubber pad		1	
4	824.1.072.1A	Foot peg holder plate (L.H.)		1	
5	779.1.305.1A	Special screw		1	
6	884.5.003.1A	Ring		2	
7	852.1.151.1A	Washer		1	
8	712.1.034.1A	Bush		1	
9	799.1.166.1A	Spring		1	
10	771.5.667.8B	Screw		1	
11	821.1.170.1A	Pin		1	
12	456.2.035.2A	Gearchange lever		1	
13	764.1.011.2A	Rubber pad		1	
14	779.1.418.1A	Screw		1	
15	779.1.206.1AB	Special screw		1	
16	848.4.023.1A	Gearbox transmission rod		1	
17	749.4.004.1A	Nut		2	
18	827.1.279.1A	Chain cover		1	
19	775.1.031.1B	Screw		2	
20	456.1.038.1A	Gearchange control lever		1	
21	771.5.668.8B	Screw		1	
22	771.5.666.8B	Screw		1	
23	464.1.036.1A	Front foot peg (L.H.)		1	
24	771.1.035.1A	Screw		2	
25	824.1.080.1A	Rear foot peg holder plate (L.H.)		1	
26	772.1.045.1A	Screw		2	
27	247.1.262.1A	Rear heel guard		1	

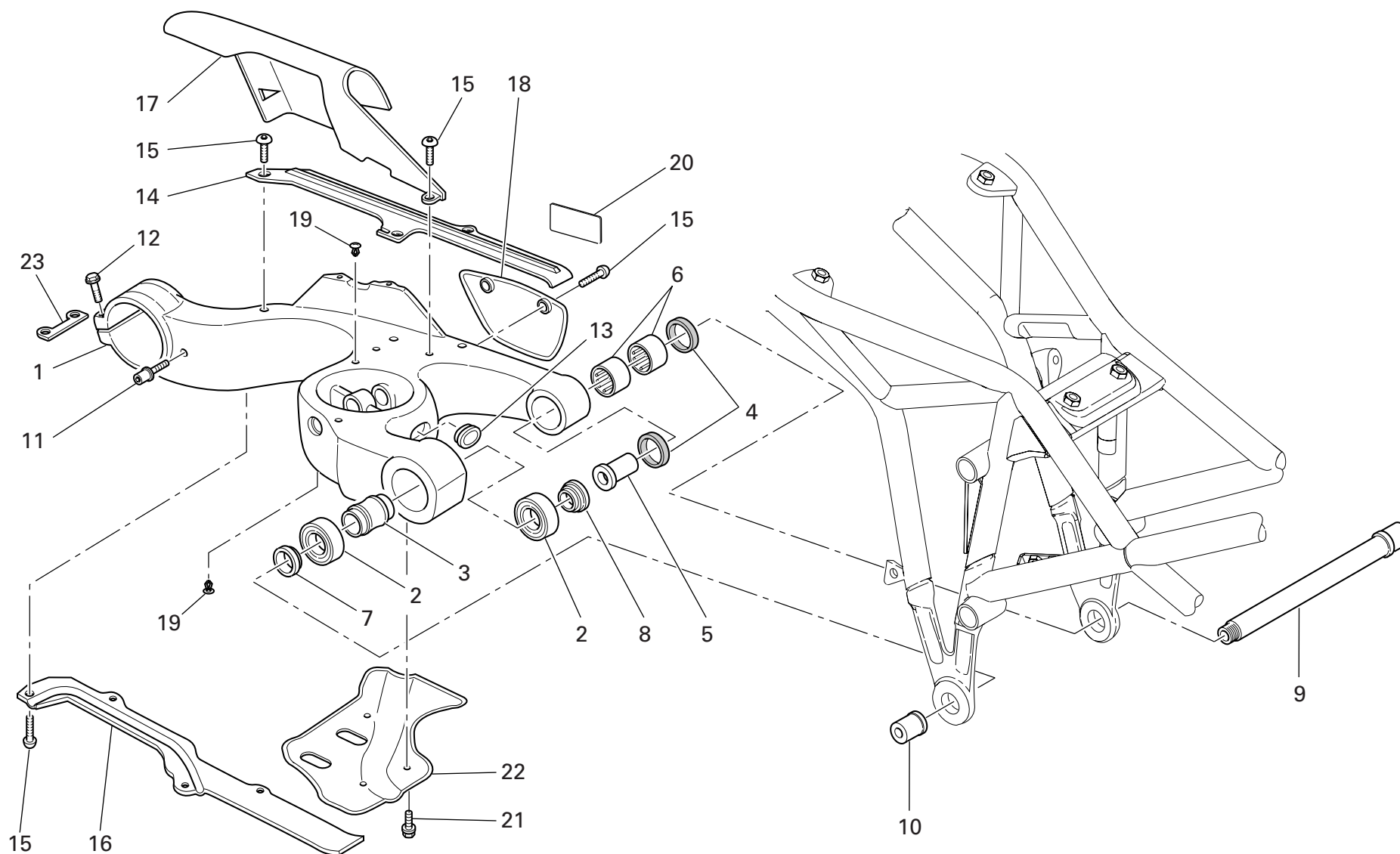
CATALOGUE No: 915.1.269.1B
ISSUED: 08 - 07

NOTES NO.	CODE NO.	DESCRIPTION	VALIDITY	Q.TY	
28	821.1.068.1B	Pin		2	
29	80N0.21507	Ball		1	
30	827.1.115.1B	Plate		2	
31	799.1.252.1B	Spring		1	
32	464.1.038.1A	Rear foot peg (L.H.)		1	
33	0000.01199	O-ring		2	

CATALOGUE No: 915.1.269.1B
ISSUED: 08 - 07

DRAWING 032

SWINGARM

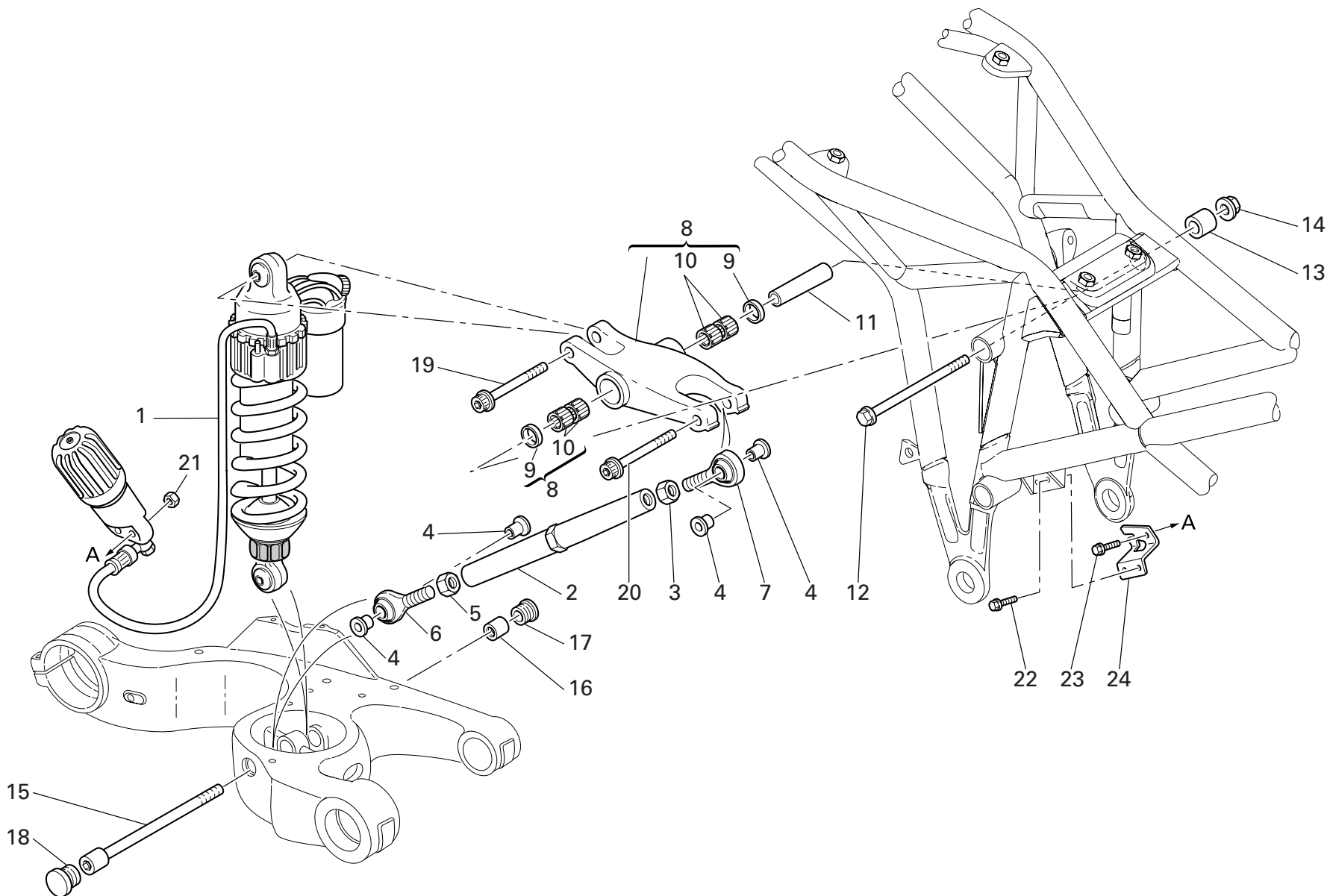


DRAWING 032 SWINGARM

NOTES NO.	CODE NO.	DESCRIPTION	VALIDITY	Q.TY
				
1	370.1.033.2B	Swingarm		1
2	702.5.045.1A	Bearing		2
3	713.1.187.1A	Spacer		1
4	930.5.012.1A	Seal ring		2
5	710.1.109.1A	Bush		1
6	701.4.017.1A	Needle bearing		2
7	712.1.029.1A	Spacer		1
8	712.1.031.1A	L.H. spacer		1
9	369.1.011.1A	Swingarm pivot		1
10	750.1.116.1A	Special nut		1
11	832.1.003.1C	Pin		1
12	772.1.004.2B	Screw		2
13	872.1.016.1A	Cap		1
14	447.1.048.1A	Upper chain sliding shoer		1
15	775.1.008.1B	Screw		9
16	447.1.049.1A	Lower chain sliding shoe		1
17	447.1.051.1A	Upper chain guard		1
18	447.1.050.1A	Lower chain guard		1
19	872.4.044.1A	Cap		5
20	433.1.312.1A	Chain adjustment sticker		1
21	772.5.029.1A	Screw		3
22	460.1.153.1A	Heat guard		1
23	827.1.311.1A	Plate		1

NOTES NO.	CODE NO.	DESCRIPTION	VALIDITY	Q.TY
				

DRAWING 033 REAR SUSPENSION



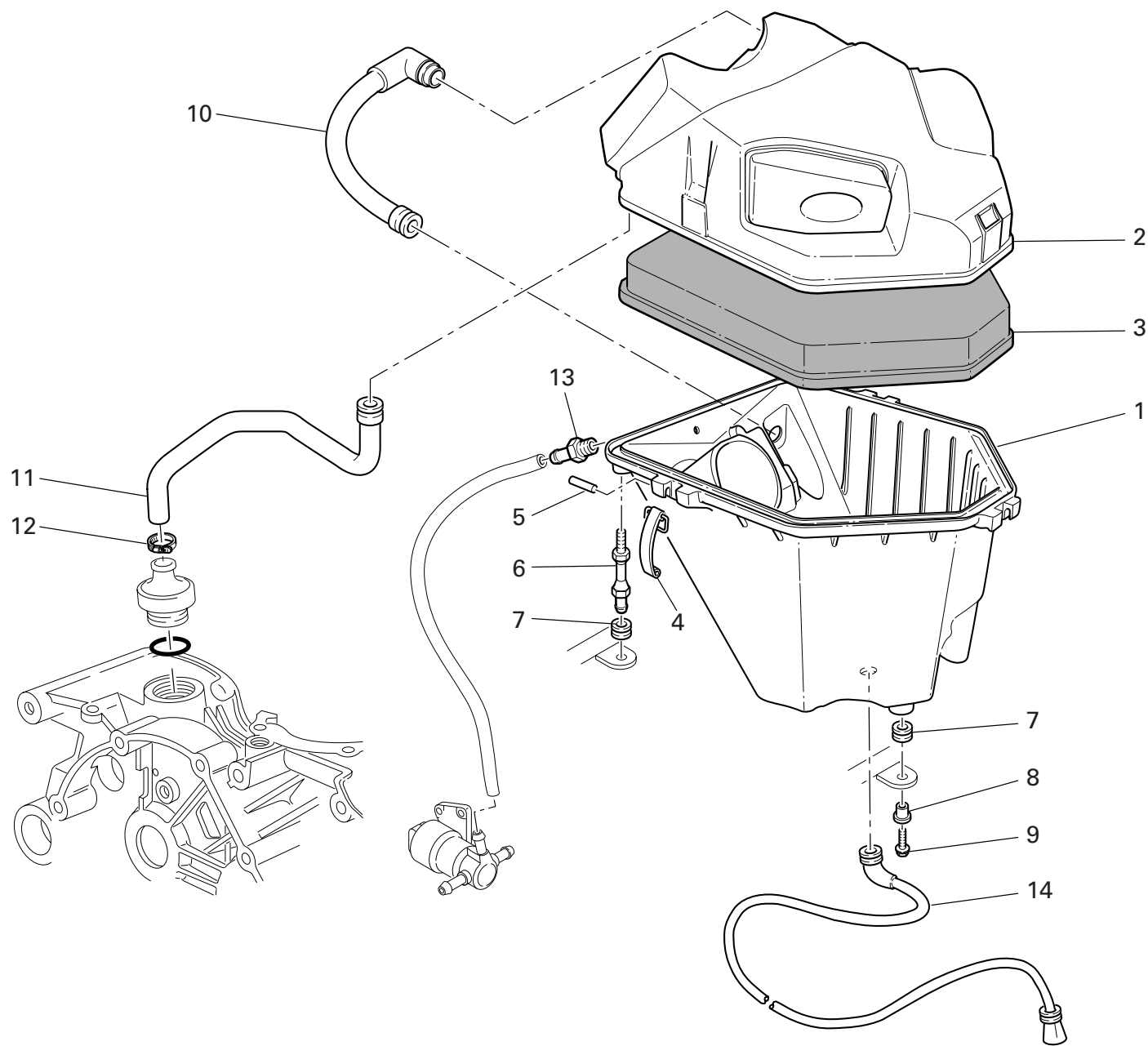
DRAWING 033 REAR SUSPENSION

NOTES NO.	CODE NO.	DESCRIPTION	VALIDITY	Q.TY 
1	365.2.063.1A	Shock absorber		1
2	875.1.076.2A	Tie rod		1
3	417.9.090.1B	Nut		1
4	710.1.025.1A	Bush		4
5	747.1.006.1B	Nut		1
6	848.4.027.1A	Ball joint		1
7	848.4.026.1A	Ball joint		1
8	372.2.016.1A	Rocker assembly		1
9	93781.1824	Seal ring		2
10	701.4.006.1A	Needle bearing		4
11	715.1.005.1A	Spacer		1
12	771.1.031.1A	Screw		1
13	713.1.238.1A	Spacer		1
14	748.4.037.1AB	Nut		1
15	771.1.016.1A	Screw		1
16	750.1.117.1A	Special nut		1
17	872.1.042.1A	L.H. cap		1
18	872.1.041.1A	R.H. cap		1
19	771.5.938.8B	Screw		1
20	771.5.937.8B	Screw		1
21	748.1.036.1A	Nut		2
22	772.1.050.1C	Screw		2
23	772.5.033.1A	Screw		2
24	830.1.298.2A	Bracket		1

NOTES NO.	CODE NO.	DESCRIPTION	VALIDITY	Q.TY 
-----------	----------	-------------	----------	--

DRAWING 034


AIR INTAKE - OIL BREATHER



DRAWING

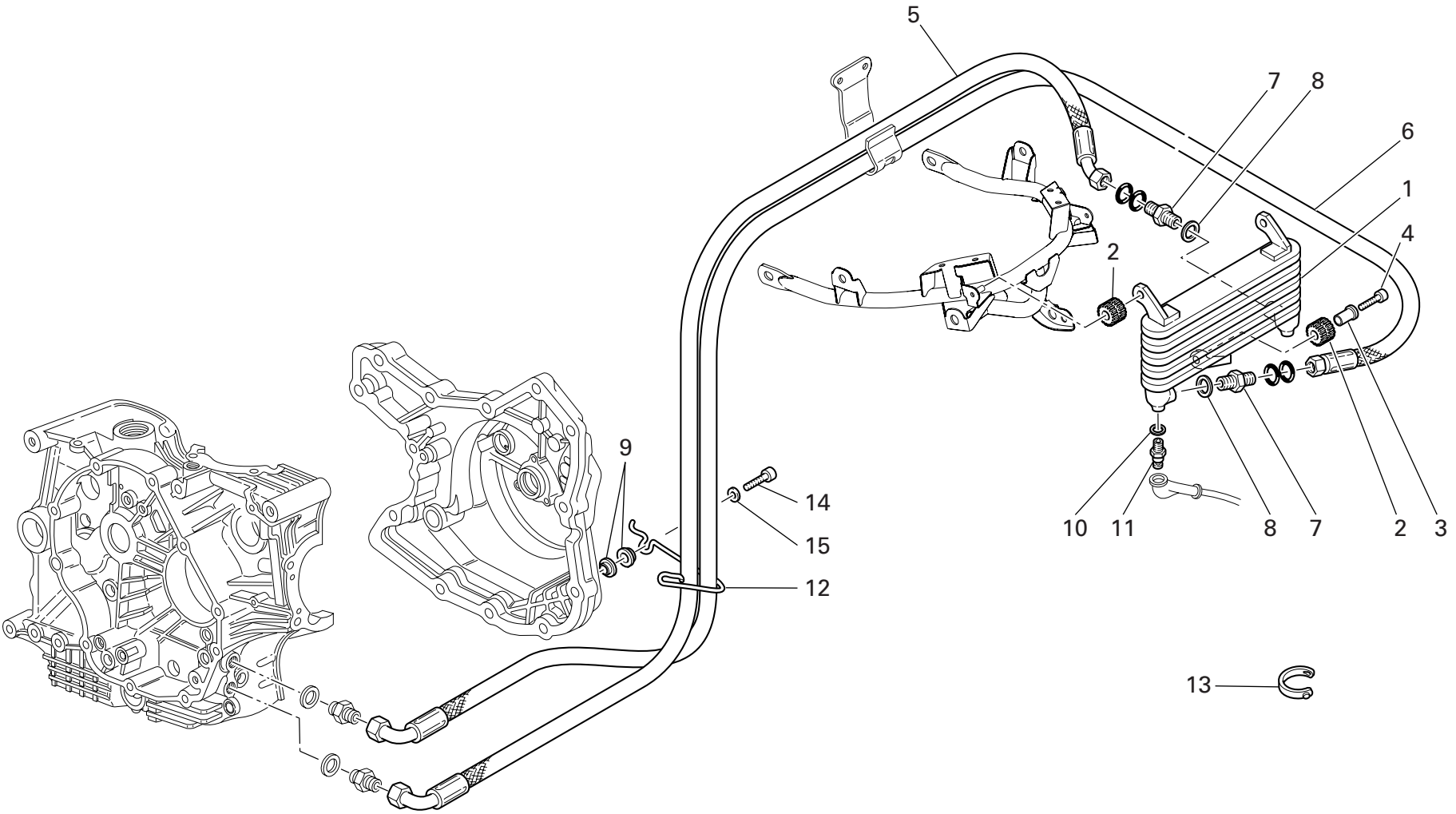
034

AIR INTAKE - OIL BREATHER

NOTES NO.	CODE NO.	DESCRIPTION	VALIDITY	Q.TY
				
1	442.2.083.1A	Lower filter box		1
2	246.2.077.1A	Filter case cover		1
3	426.1.013.1A	Air filter		1
4	760.1.003.1B	Hook		3
5	74223.1045	Spring pin		3
6	684.1.059.1A	Stud bolt		2
7	764.1.090.1A	Rubber pad		3
8	716.1.022.1B	Spacer		1
9	772.5.031.1B	Screw		1
10	876.1.087.1A	Oil reservoir-airbox hose		1
11	876.1.088.1A	Oil reservoir-engine pipe		1
12	741.4.002.1A	Hose guide		1
13	779.1.335.1A	Pressure pick-up point		1
14	877.2.005.1A	Tube		1

NOTES NO.	CODE NO.	DESCRIPTION	VALIDITY	Q.TY
				

DRAWING 035 OIL COOLER



DRAWING

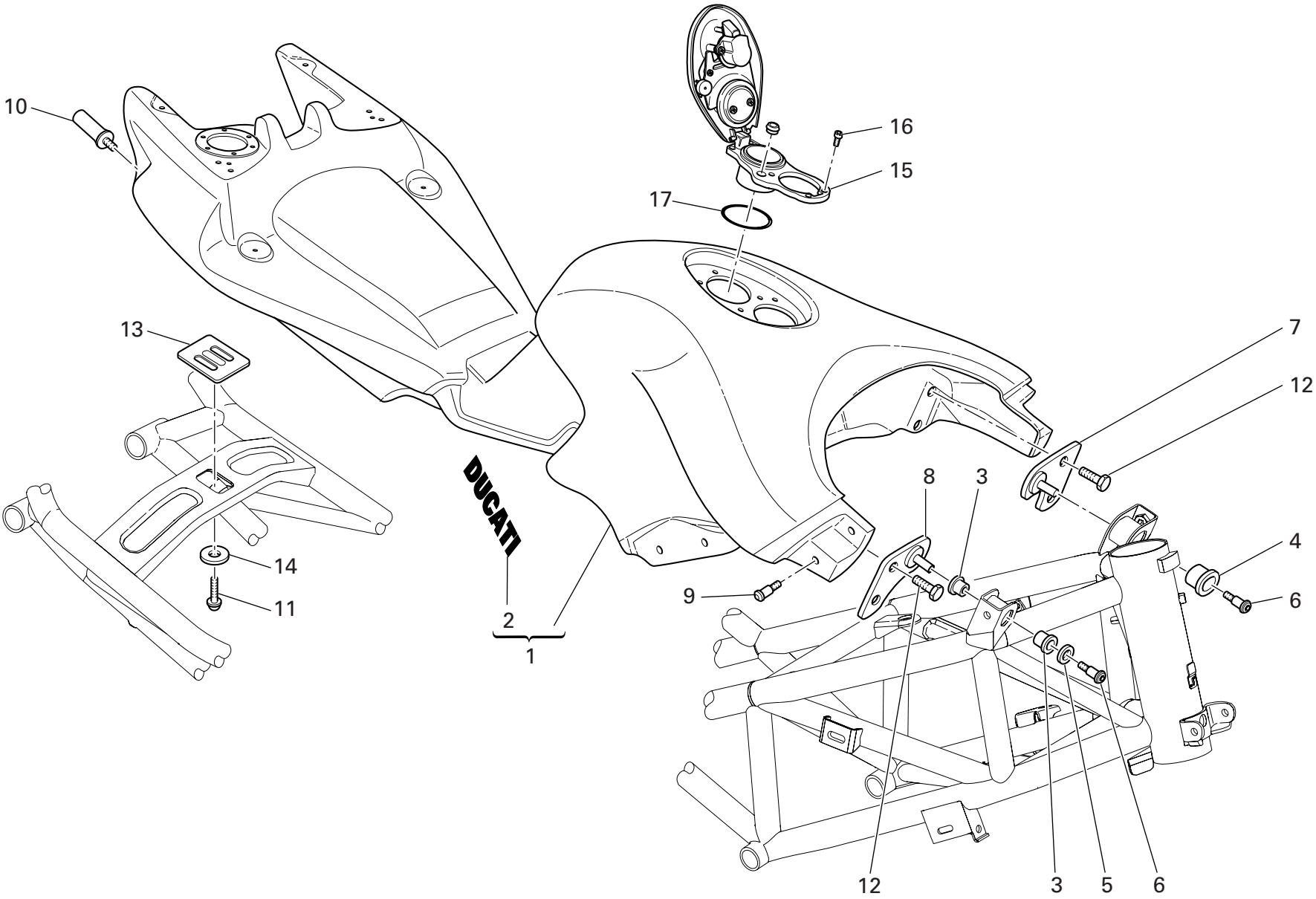
035

OIL COOLER

NOTES NO.	CODE NO.	DESCRIPTION	VALIDITY	Q.TY
1	548.4.047.1A	Oil cooler		1
2	764.1.022.1A	Vibration damper pad		3
3	716.1.003.1A	Spacer		1
4	772.5.031.1B	Screw		1
5	549.1.039.3A	Oil return pipe		1
6	549.1.038.3A	Oil delivery pipe		1
7	815.1.022.1A	Nipple		2
8	787.1.011.1A	Aluminium gasket th.2		2
9	713.1.365.1A	Spacer		2
10	852.5.024.1A	Gasket th.1		1
11	552.1.045.2A	Thermistor		1
12	758.1.021.1A	Fairlead		1
13	0691.91.030	Hose guide		1
14	771.5.072.8B	Screw		1
15	852.1.176.1A	Washer		1

NOTES NO.	CODE NO.	DESCRIPTION	VALIDITY	Q.TY
-----------	----------	-------------	----------	------


DRAWING 036 FUEL TANK



DRAWING

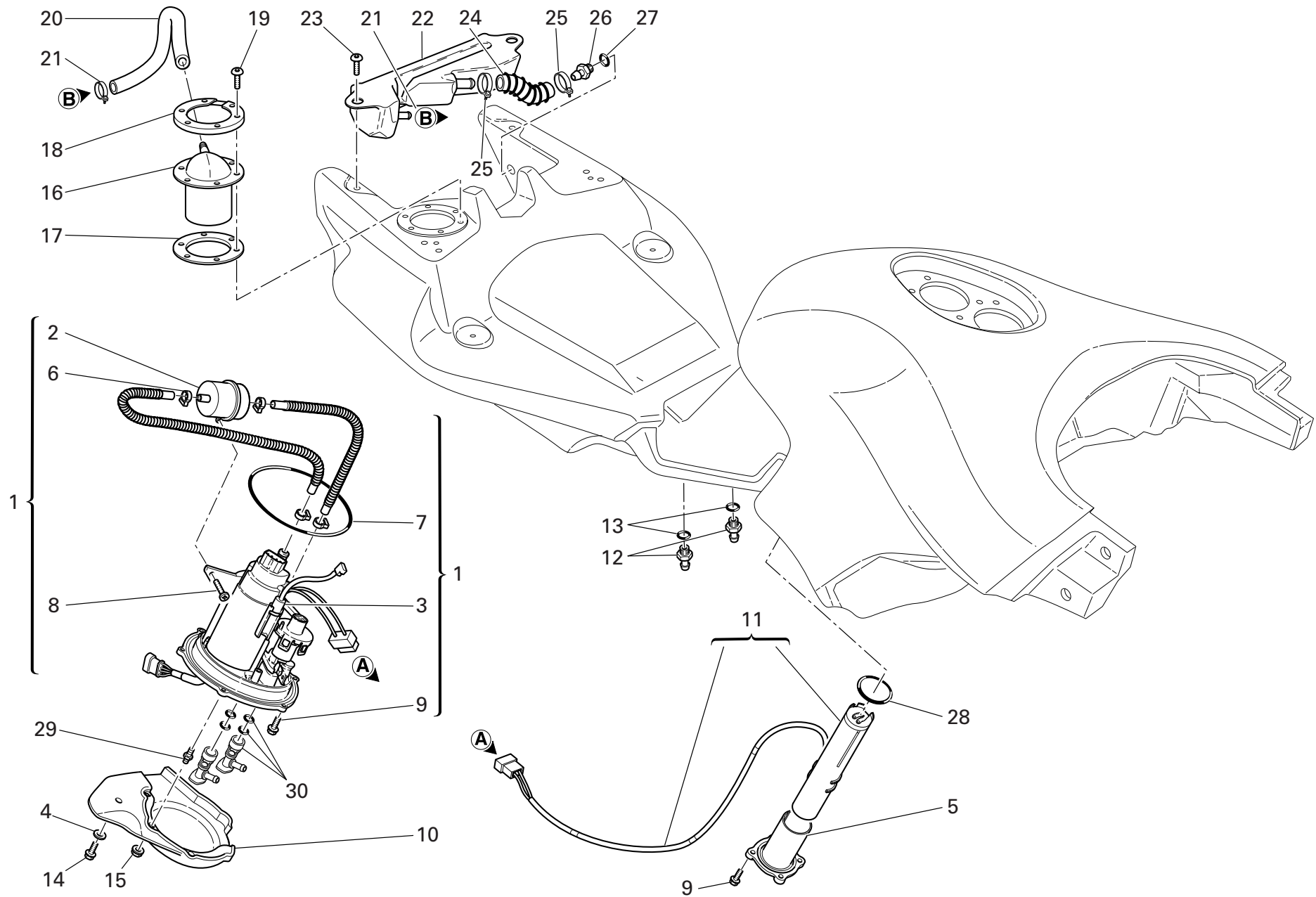
036

FUEL TANK

NOTES NO.	CODE NO.	DESCRIPTION	VALIDITY	Q.TY
				
1	586.1.046.1AA	Fuel tank (RED)		1
1	586.1.046.1AT	Fuel tank (BLACK)		1
2	435.1.115.1A	Sticker "DUCATI" (RED, BLACK)		2
3	764.1.057.1A	RH front rubber element		2
4	764.1.058.1A	LH front rubber element		1
5	852.1.169.1A	Washer		1
6	779.1.341.1B	Special screw		2
7	830.1.279.1A	L.H. bracket		1
8	830.1.280.1A	R.H. bracket		1
9	832.1.033.1B	Pin		8
10	832.1.028.1A	Pin		2
11	779.1.326.1A	Screw		1
12	772.1.050.1A	Screw		4
13	866.1.047.1A	Pad		1
14	852.1.065.1B	Washer		1
15	895.2.003.1A	Tank cap		1
16	775.1.017.1A	Screw		6
17	886.4.055.1A	O-ring		1

NOTES NO.	CODE NO.	DESCRIPTION	VALIDITY	Q.TY
				


DRAWING 037 FUEL SYSTEM



DRAWING 037 FUEL SYSTEM

NOTES NO.	CODE NO.	DESCRIPTION	VALIDITY	Q.TY 
1	160.2.369.1A	Complete flange		1
2	425.4.010.1A	Filter		1
3	552.4.133.1A	Thermistor		1
4	852.1.186.1A	Washer		1
5	160.1.244.1A	Flange fuel level sensor		1
6	741.4.093.1A	collar		4
7	886.4.049.1A	O-ring		1
8	774.5.006.1A	Self-tapping screw		3
9	772.5.029.1A	Screw		8
10	247.1.213.1C	Cover		1
11	592.1.012.2A	Fuel level sensor		1
12	814.1.179.1A	Union		2
13	886.1.013.1A	Gasket		2
14	772.1.050.1A	Screw		1
15	748.4.100.1AB	Nut		2
16	593.4.018.1A	Reservoir breather valve		1
17	791.1.062.1A	Gasket		1
18	827.1.312.2A	Plate		1
19	775.1.017.1B	Screw		6
20	590.1.238.1B	Tube		1
21	741.5.034.1A	Hose guide		1
22	585.1.041.2A	Fluid recovery reservoir		1
23	775.1.008.3A	Screw		2
24	590.1.249.3A	Tube		1
25	741.4.112.1A	Hose guide		2
26	850.1.021.1A	Union		1
27	886.1.018.1A	O-ring		1

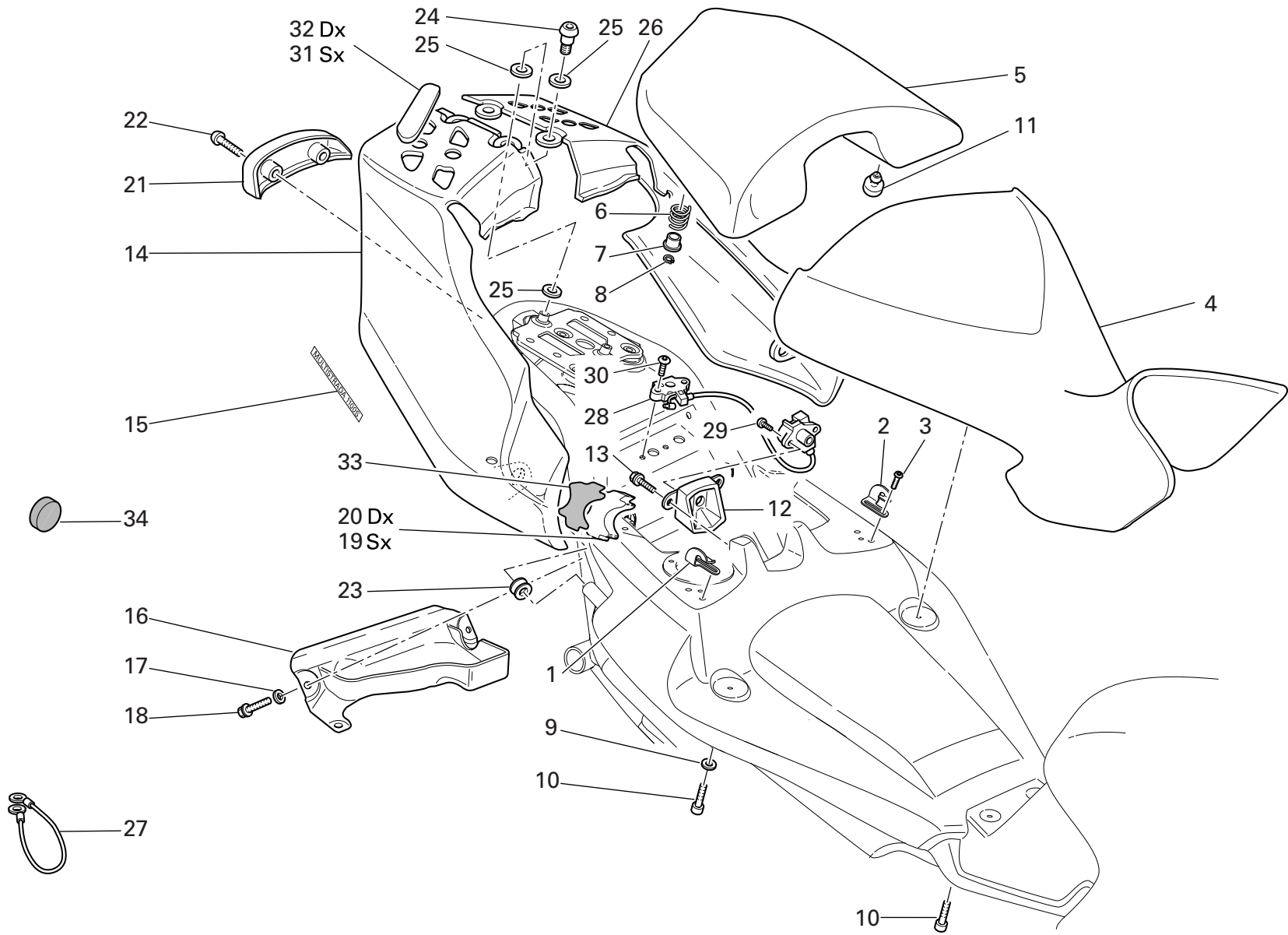
CATALOGUE No: 915.1.269.1B
ISSUED: 08 - 07

NOTES NO.	CODE NO.	DESCRIPTION	VALIDITY	Q.TY 
28	886.1.015.1A	O-ring		1
29	779.1.351.1A	Special screw		2
30	814.4.010.1A	Quick-coupling union		2

CATALOGUE No: 915.1.269.1B
ISSUED: 08 - 07

DRAWING 038


SEAT



DRAWING 038 SEAT

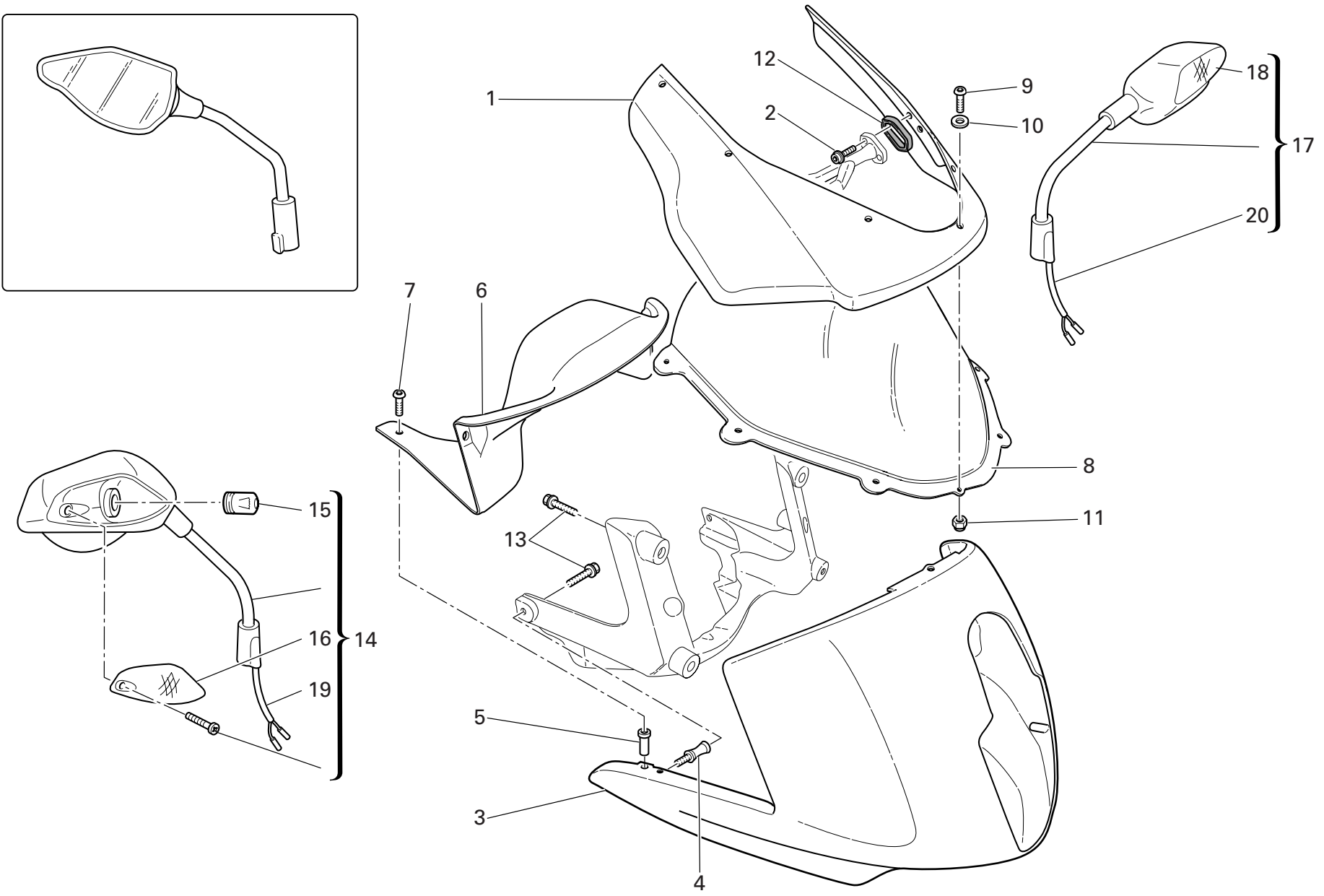
NOTES NO.	CODE NO.	DESCRIPTION	VALIDITY	Q.TY	
1	827.1.308.1A	R.H. plate		1	
2	827.1.309.1A	L.H. plate		1	
3	775.1.031.1B	Screw		4	
4	595.1.060.1D	Rider seat		1	
5	595.1.062.1D	Pillion rider seat		1	
6	799.1.175.1A	Spring		1	
7	841.1.037.1A	Retainer		1	
8	884.4.025.1A	Circlip		1	
9	852.1.172.1A	Washer		2	
10	771.5.064.8B	Screw		4	
11	866.1.061.1A	Rubber pad		2	
12	247.1.216.1A	Cover		1	
13	772.5.032.1A	Screw		2	
14	482.1.139.1BA	R.H. body panel (RED)		1	
14	482.1.139.1BT	R.H. body panel (BLACK)		1	
14	482.3.111.2A	R.H. body panel (unpainted)		1	
15	437.1.110.1BA	Sticker "MULTISTRADA"		2	
16	565.1.032.1A	Mudflap		1	
17	852.5.019.1A	Washer		2	
18	772.1.047.1A	Screw		4	
19	866.2.049.2A	L.H. pad		1	
20	866.2.048.2A	R.H. pad		1	
21	247.1.221.1A	Cover		1	
22	775.1.008.3A	Screw		2	
23	764.1.075.1A	Rubber pad		2	
24	779.1.292.2A	Screw		2	
25	856.1.089.1A	Washer		6	

CATALOGUE No: 915.1.269.1B
ISSUED: 08 - 07

NOTES NO.	CODE NO.	DESCRIPTION	VALIDITY	Q.TY	
26	482.1.140.1BA	L.H. body panel (RED)		1	
26	482.1.140.1BT	L.H. body panel (BLACK)		1	
26	482.3.112.2A	L.H. body panel (unpainted)		1	
27	732.1.020.1A	Helmet anti-theft wire		1	
28	598.1.001.1A	Seat lock		1	
29	775.1.019.1A	Screw		2	
30	775.1.021.1A	Screw		2	
31	872.1.044.1A	L.H. cap		2	
32	872.1.043.1A	R.H. cap		2	
33	926.1.004.2A	Sticker		2	
34	764.1.017.1A	Vibration damper pad		1	

CATALOGUE No: 915.1.269.1B
ISSUED: 08 - 07

DRAWING 039 HEADLIGHT FAIRING



DRAWING

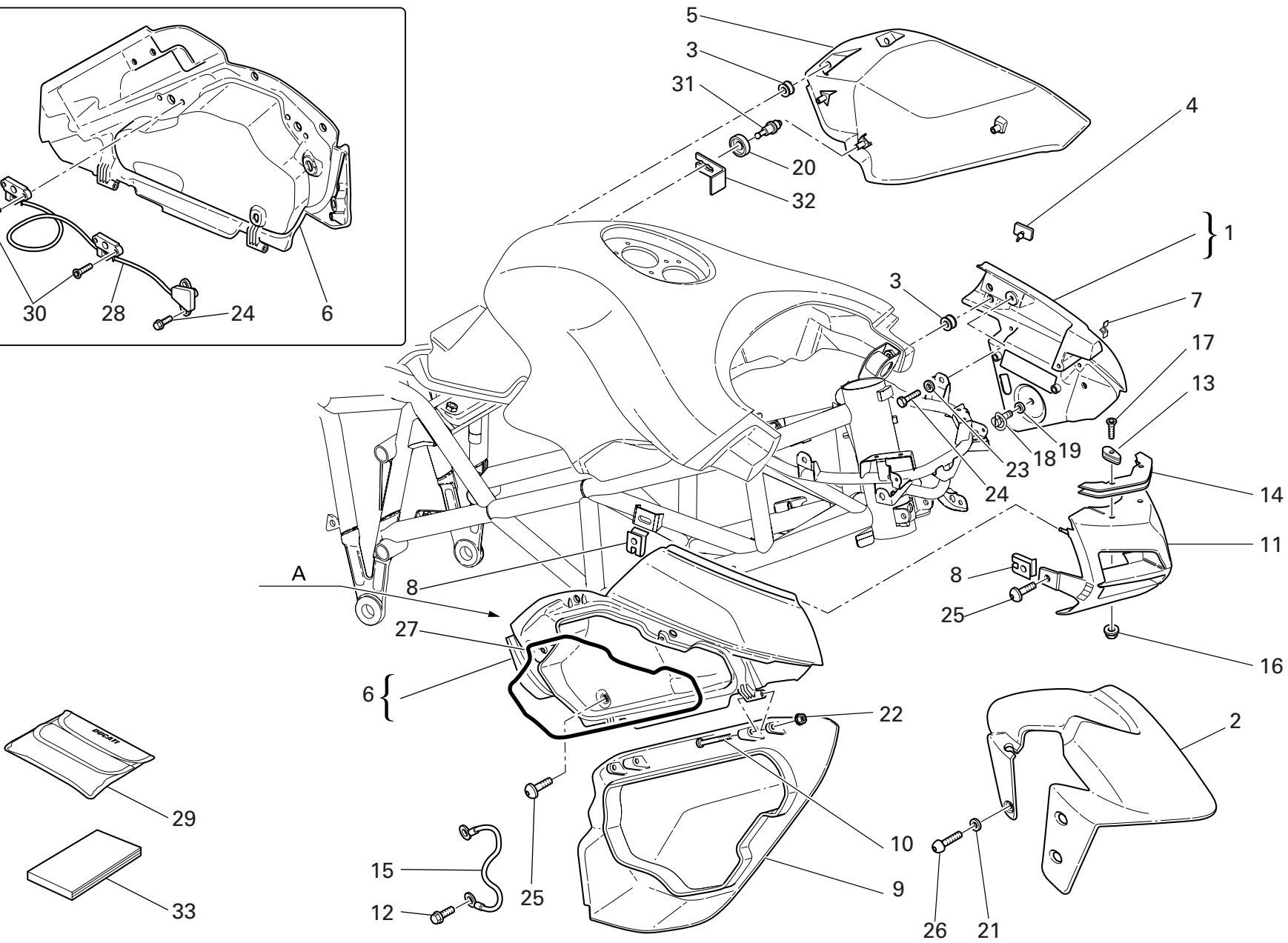
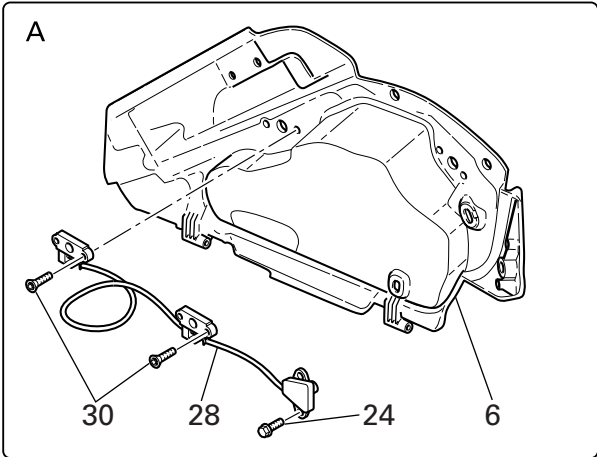
039

HEADLIGHT FAIRING


NOTES NO.	CODE NO.	DESCRIPTION	VALIDITY	Q.TY
				
1	481.1.028.1AA	Mobile headlight fairing (RED)		1
1	481.1.028.1AT	Mobile headlight fairing (BLACK)		1
1	481.3.028.1A	Mobile headlight fairing (not painted)		1
2	779.5.046.1B	Screw		4
3	481.1.029.1AA	Fixed headlight fairing (RED)		1
3	481.1.029.1AT	Fixed headlight fairing (BLACK)		1
3	481.3.029.1A	Fixed headlight fairing (not painted)		1
4	684.1.067.1A	Stud bolt		2
5	850.4.082.1A	Insert		6
6	460.1.156.1A	Headlight fairing cover		1
7	779.1.050.1A	Screw		6
8	487.1.031.3A	Windshield		1
9	775.1.007.1AB	Special screw		7
10	852.1.024.1A	Nylon washer		7
11	750.1.028.1A	Nut		7
12	788.1.080.1A	Gasket		2
13	772.1.050.1A	Screw		6
14	523.2.013.1C	RH mirror - turn indicator		1
15	390.4.010.1A	Bulb		2
16	532.4.006.1A	Cup		1
17	523.2.014.1C	LH mirror - turn indicator		1
18	532.4.007.1A	Cup		1
19	510.1.294.1A	RH side wiring		1
20	510.1.295.1A	LH side wiring		1

NOTES NO.	CODE NO.	DESCRIPTION	VALIDITY	Q.TY
				


DRAWING 039a FAIRING



DRAWING 039a FAIRING

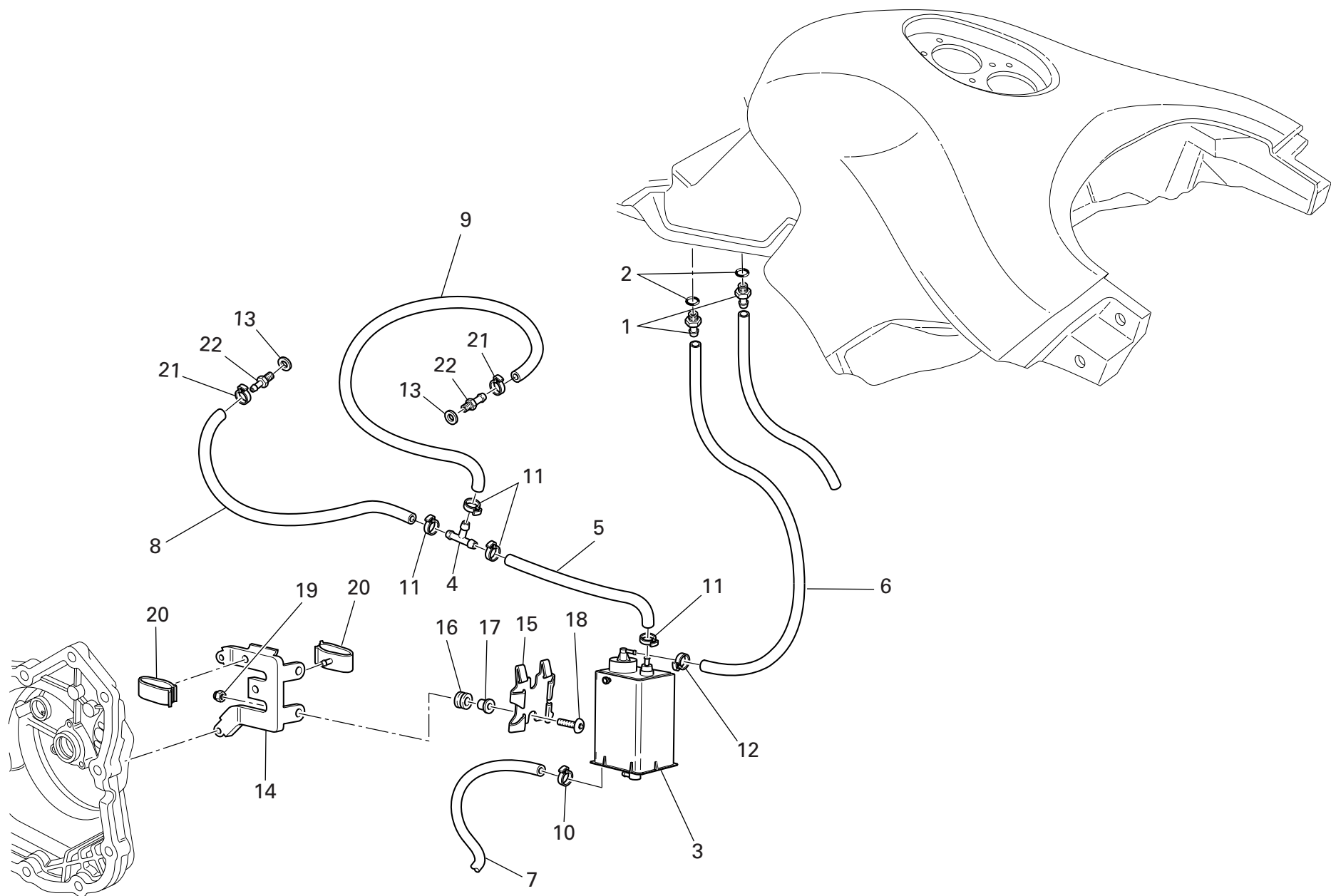
NOTES NO.	CODE NO.	DESCRIPTION	VALIDITY	Q.TY 
1	480.1.245.1BA	L.H. upper half-fairing (RED)		1
1	480.1.245.1BT	L.H. upper half-fairing (BLACK)		1
1	480.3.171.1A	L.H. upper half-fairing (unpainted)		1
2	564.1.054.2A	Front mudguard (CARBON)		1
3	764.1.084.1A	Vibration damper pad		8
4	866.1.036.1A	Rubber pad		2
5	480.1.173.1AA	L.H. lower half-fairing (RED)		1
5	480.1.173.1AT	L.H. lower half-fairing (BLACK)		1
5	480.3.173.1A	L.H. lower half-fairing (unpainted)		1
6	480.1.244.1BA	R.H. upper half-fairing (RED)		1
6	480.1.244.1BT	R.H. upper half-fairing (BLACK)		1
6	480.3.170.1A	R.H. upper half-fairing (unpainted)		1
7	799.4.006.1A	Spring		2
8	850.4.063.1A	Quik fastening		2
9	480.1.172.1AA	R.H. lower half-fairing (RED)		1
9	480.1.172.1AT	R.H. lower half-fairing (BLACK)		1
9	480.3.172.1A	R.H. lower half-fairing (unpainted)		1
10	779.1.337.1A	Special screw		2
11	484.1.047.1AA	Air manifold (RED)		1
11	484.1.047.1AT	Air manifold (BLACK)		1
11	484.3.047.1A	Air manifold (unpainted)		1
12	772.5.037.1A	Screw		2
13	808.1.056.1A	Clamp		2
14	827.1.300.1A	Plate		2
15	732.1.019.1A	Cable limiting top case opening		1
16	748.1.036.1A	Nut		2
17	777.5.056.8C	Screw		2

CATALOGUE No: 915.1.269.1B
ISSUED: 08 - 07

NOTES NO.	CODE NO.	DESCRIPTION	VALIDITY	Q.TY 
18	850.5.001.1A	Pin		1
19	856.5.001.1A	Spring washer		1
20	764.1.073.1A	Rubber pad		1
21	852.1.156.1A	Spring washer		6
22	748.4.100.1AB	Nut		2
23	852.5.003.1B	Washer		2
24	772.1.050.1A	Screw		6
25	775.1.008.3A	Screw		4
26	775.1.008.1B	Screw		6
27	791.1.061.1A	Gasket		1
28	598.1.002.1A	Panniers lock		1
29	697.2.017.1A	Tool bag		1
30	777.5.052.8B	Screw		4
31	821.1.191.1A	Pin		1
32	799.1.190.1A	Spring		1
33	913.7.138.1B	Owner's manual		1

CATALOGUE No: 915.1.269.1B
ISSUED: 08 - 07

DRAWING 040 EVAPORATIVE EMISSIONS CANISTER



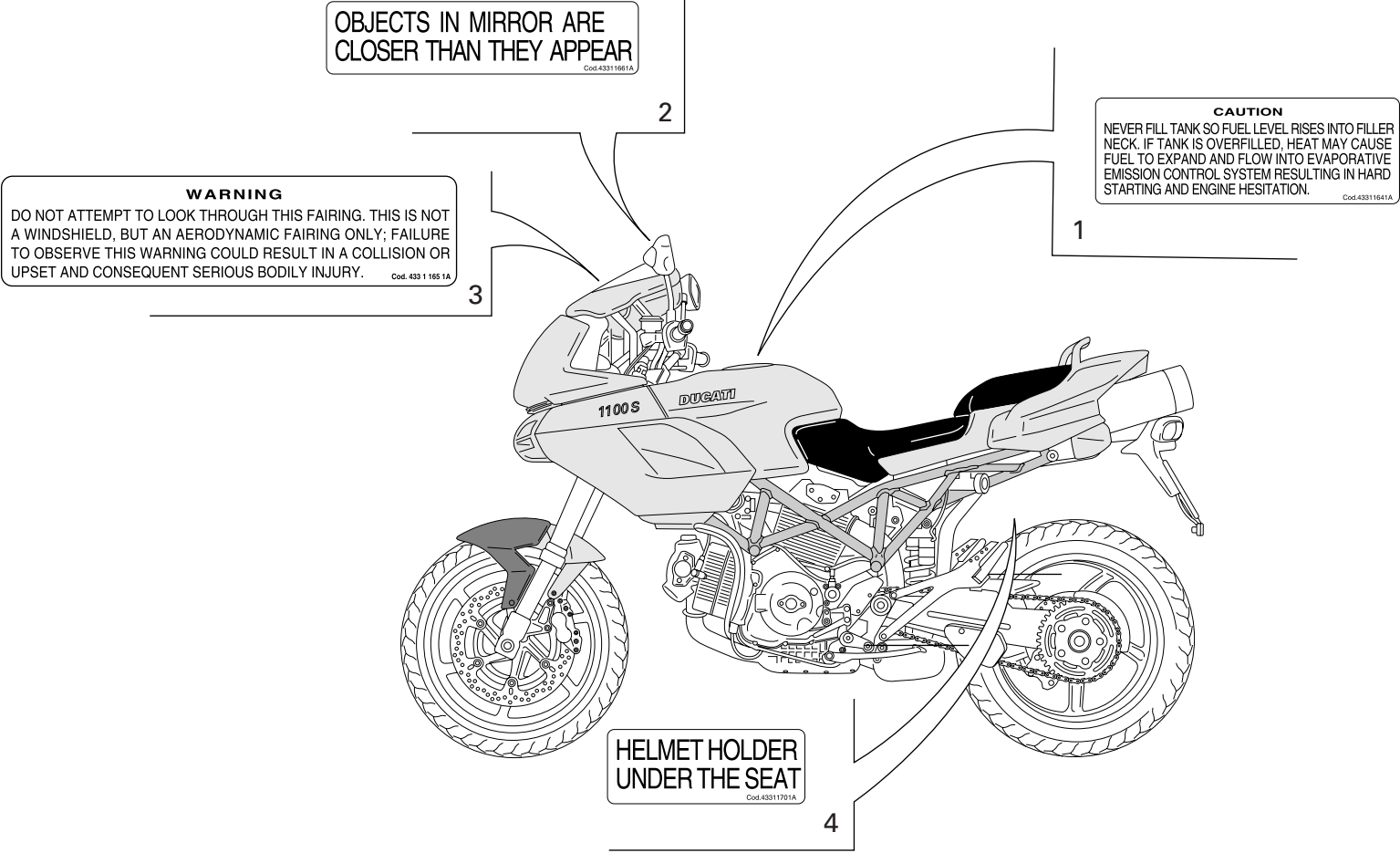
DRAWING

040

EVAPORATIVE EMISSIONS CANISTER

NOTES NO.	CODE NO.	DESCRIPTION	VALIDITY	Q.TY
1	814.1.179.1A	Union		2
2	886.1.013.1A	Gasket		2
3	426.1.007.1B	Canister filter		1
4	814.1.183.1A	Shunt valve		1
5	590.1.250.1A	Union/filter pipe		1
6	590.1.254.1A	Filter/fuel tank outlet pipe		1
7	590.1.141.1A	Tube		1
8	590.1.213.1A	Tube		1
9	590.1.112.1A	Fuel pipe		1
10	741.4.057.1A	Hose guide		1
11	741.4.058.1A	Hose guide		4
12	741.4.063.1A	Hose guide		1
13	0250.70.223	Aluminium gasket		2
14	830.1.292.2A	Bracket		1
15	827.1.157.1A	Plate		1
16	764.1.029.1A	Rubber pad		2
17	716.1.043.1B	Spacer		2
18	775.5.013.1A	Screw		2
19	748.1.036.1A	Nut		2
20	829.4.002.1A	Holder		2
21	741.4.043.1A	Hose guide		2
22	814.1.180.1A	Union		2

NOTES NO.	CODE NO.	DESCRIPTION	VALIDITY	Q.TY
-----------	----------	-------------	----------	------



DRAWING

041

DATA PLATE POSITIONS

NOTES NO.	CODE NO.	DESCRIPTION	VALIDITY	Q.TY
1	433.1.164.1A	Sticker		1
2	433.1.338.1A	Plate		2
3	433.1.165.1A	Sticker		1
4	433.1.170.1A	Sticker		1

NOTES NO.	CODE NO.	DESCRIPTION	VALIDITY	Q.TY
-----------	----------	-------------	----------	------

INDEX

CODE No.	Drwg.	POS. N.	CODE No.	Drwg.	POS. N.	CODE No.	Drwg.	POS. N.	CODE No.	Drwg.	POS. N.	CODE No.	Drwg.	POS. N.
0000.01199	029	37	0670.16.170	003	26	137.2.003.4B	016	7	172.1.011.1A	003	23	235.2.037.1AD	013	12
0000.01199	031a	33	0670.49.310	009	26	146.2.091.1A	006	1	173.1.017.1A	012	20	240.2.026.1BB	014	10
0000.33552	027	8	0670.92.190	014	8	147.1.026.1A	008	9	174.1.025.2A	009	12	240.2.026.1BB	015	12
0011.52.010	010	23	0670.92.190	015	8	148.1.284.1A	013	16	174.2.025.6A	009	1	240.2.027.1BB	015	24
0124.40.060	008	12	0691.91.030	018	11	148.1.285.1A	013	9	176.1.001.1A	012	6	242.2.057.3AB	011	19
0250.70.223	040	13	0691.91.030	019	7	149.1.032.3A	003	25	176.2.004.1A	012	10	243.1.029.1A	005	17
0251.47.054	003	1	0691.91.030	035	13	149.1.046.1A	003	2	180.1.001.1A	002	11	243.2.028.5AE	005	1
0272.91.090	002	8	0755.29.025	006	16	150.2.063.1A	003	28	180.1.002.1A	002	12	245.1.030.1A	013	5
0370.84.005	017	4	0755.29.025	008	5	150.2.078.1A	003	27	180.1.008.1A	002	24	245.1.031.1A	013	6
0375.92.210	014	13	0759.49.280	009	15	153.1.007.2B	026	21	182.2.018.1A	002	18	245.1.058.1B	008	1
0375.92.210	015	16	0765.92.185	014	8	158.2.012.2A	006	5	184.1.005.1A	029	10	245.1.059.1B	008	4
0400.09.050	002	21	0765.92.185	015	8	160.1.021.1C	025	5	190.1.017.1A	004	11	246.2.077.1A	034	2
0400.29.125	002	34	0765.92.190	014	8	160.1.097.1A	012	13	190.2.013.1A	004	9	247.1.203.1A	011	4
0400.29.126	002	34	0765.92.190	015	8	160.1.105.1A	013	19	194.1.027.1A	004	4	247.1.204.1A	026	28
051.2.001.1A	001	10	0765.92.205	002	21	160.1.244.1A	037	5	195.4.003.1A	004	19	247.1.210.1AB	011	9
0619.92.180	014	8	0765.92.205	014	8	160.2.369.1A	037	1	196.1.035.1A	004	12	247.1.213.1C	037	10
0619.92.180	015	8	0765.92.205	015	8	170.2.081.1A	006	15	198.2.036.1A	004	14	247.1.216.1A	038	12
0647.70.010	014	12	0799.13.110	002	27	171.2.023.1A	008	10	208.1.012.4A	014	14	247.1.221.1A	038	21
0647.70.010	015	20	112.1.012.1AB	006	8	172.1.002.1B	003	10	208.1.012.4A	015	14	247.1.262.1A	031	5
0660.13.060	002	19	112.1.012.1AC	006	8	172.1.003.1A	003	8	209.1.041.1A	014	16	247.1.262.1A	031a	27
0660.13.070	002	13	117.1.067.1A	029	8	172.1.004.1A	003	5	209.1.041.1A	015	18	254.4.001.2A	005	4
0660.13.143	002	9	117.2.007.1A	004	16	172.1.005.1A	003	9	210.1.042.1A	014	22	255.1.023.2A	008	15
0660.13.165	002	25	120.2.145.1AB	007	8	172.1.006.1B	003	18	210.1.042.1A	015	6	255.1.024.2A	013	3
0665.49.680	005	8	120.2.146.1AB	007	4	172.1.007.1B	003	24	211.1.040.1A	014	21	264.4.014.3B	011	1
0670.16.145	003	7	121.1.127.1A	007	3	172.1.008.1A	003	22	211.1.040.1A	015	7	270.4.005.1A	012	1
0670.16.150	003	3	121.2.045.1A	007	1	172.1.009.1A	003	21	220.3.208.3A	009	16	276.1.025.1C	012	16
0670.16.155	003	19	122.2.144.1A	007	9	172.1.010.1A	003	20	225.2.198.1A	010	1	280.4.015.1A	016	10
CATALOGUE No: ISSUED:	915.1.269.1B 08 - 07						CATALOGUE No: ISSUED:		915.1.269.1B 08 - 07					

INDEX

CODE No.	Drwg.	POS. N.	CODE No.	Drwg.	POS. N.	CODE No.	Drwg.	POS. N.	CODE No.	Drwg.	POS. N.	CODE No.	Drwg.	POS. N.
282.4.072.1A	016	1	304.1.042.1BC	014	2	390.4.014.1A	021	12	456.1.038.1A	031a	20	480.1.244.1BT	039a	6
283.4.011.1A	016	9	304.1.042.1BC	015	4	390.4.016.1A	022	30	456.2.035.2A	031a	12	480.1.245.1BA	039a	1
284.4.008.1A	016	5	304.1.043.1B	014	3	395.4.013.1C	020	3	457.2.022.2A	029	24	480.1.245.1BT	039a	1
286.4.152.1C	020	12	304.1.043.1B	015	5	397.2.001.2A	020	6	460.1.076.2A	026	11	480.3.170.1A	039a	6
287.4.024.1B	016	8	304.1.043.1BB	014	3	406.1.061.1C	021	8	460.1.146.2A	017	18	480.3.171.1A	039a	1
301.2.256.1AB	014	1	304.1.043.1BB	015	5	417.9.090.1B	033	3	460.1.147.1A	022	16	480.3.172.1A	039a	9
301.2.257.1AB	015	1	304.1.043.1BC	014	3	425.4.010.1A	037	2	460.1.153.1A	032	22	480.3.173.1A	039a	5
303.1.040.1B	014	5	304.1.043.1BC	015	5	426.1.007.1B	040	3	460.1.156.1A	039	6	481.1.028.1AA	039	1
303.1.040.1B	015	2	341.1.037.1C	026	23	426.1.013.1A	034	3	460.1.158.1A	017	7	481.1.028.1AT	039	1
303.1.040.1BA	014	5	342.2.031.1A	026	3	433.1.164.1A	041	1	462.4.046.1A	021	14	481.1.029.1AA	039	3
303.1.040.1BA	015	2	344.2.014.1A	023	2	433.1.165.1A	041	3	463.2.010.9A	014	9	481.1.029.1AT	039	3
303.1.040.1BB	014	5	345.2.014.1A	023	1	433.1.170.1A	041	4	463.2.010.9A	015	11	481.3.028.1A	039	1
303.1.040.1BB	015	2	349.2.039.1A	023	4	433.1.312.1A	032	20	463.2.026.1A	014	20	481.3.029.1A	039	3
303.1.040.1BC	014	5	349.2.040.1A	023	5	433.1.338.1A	041	2	463.2.026.1A	015	34	482.1.139.1BA	038	14
303.1.040.1BC	015	2	360.1.060.1A	026	16	435.1.115.1A	036	2	463.4.001.1A	010	22	482.1.139.1BT	038	14
303.1.041.1C	014	4	360.1.061.2A	026	24	437.1.110.1BA	038	15	464.1.035.1A	031	9	482.1.140.1BA	038	26
303.1.041.1C	015	3	360.1.062.1B	026	19	442.2.083.1A	034	1	464.1.036.1A	031a	23	482.1.140.1BT	038	26
303.1.041.1CA	014	4	365.2.063.1A	033	1	444.4.003.4A	009	20	464.1.037.1A	031	1	482.3.111.2A	038	14
303.1.041.1CA	015	3	369.1.011.1A	032	9	447.1.048.1A	032	14	464.1.038.1A	031a	32	482.3.112.2A	038	26
303.1.041.1CB	014	4	370.1.033.2B	032	1	447.1.049.1A	032	16	470.1.058.1CB	030	1	484.1.047.1AA	039a	11
303.1.041.1CB	015	3	372.2.016.1A	033	8	447.1.050.1A	032	18	470.1.058.1CF	030	1	484.1.047.1AT	039a	11
303.1.041.1CC	014	4	380.4.010.1C	019	9	447.1.051.1A	032	17	470.1.079.1B	030	10	484.3.047.1A	039a	11
303.1.041.1CC	015	3	389.4.006.1A	019	24	449.1.045.1A	003	12	480.1.172.1AA	039a	9	486.1.051.1A	005	6
304.1.042.1B	014	2	389.4.013.1A	019	24	451.2.020.1A	008	7	480.1.172.1AT	039a	9	487.1.031.3A	039	8
304.1.042.1B	015	4	390.4.003.1A	022	25	451.2.021.1A	008	6	480.1.173.1AA	039a	5	492.4.061.1A	024	5
304.1.042.1BB	014	2	390.4.010.1A	039	15	455.1.015.1B	029	29	480.1.173.1AT	039a	5	492.4.076.1A	025	20
304.1.042.1BB	015	4	390.4.013.1A	021	13	455.2.003.1A	002	4	480.1.244.1BA	039a	6	494.1.097.1A	025	10
CATALOGUE No: ISSUED:			915.1.269.1B 08 - 07			CATALOGUE No: ISSUED:			915.1.269.1B 08 - 07					

CODE No.	Drwg.	POS. N.	CODE No.	Drwg.	POS. N.	CODE No.	Drwg.	POS. N.	CODE No.	Drwg.	POS. N.	CODE No.	Drwg.	POS. N.
497.2.001.2A	024	3	539.1.021.1A	002	6	564.1.054.2A	039a	2	595.1.062.1D	038	5	630.4.023.1A	027	1
501.2.107.1AB	024	10	539.1.023.2A	018	5	565.1.032.1A	038	16	598.1.001.1A	038	28	631.4.004.1A	028	18
502.2.107.2AB	024	7	539.4.003.1B	029	32	570.1.100.1B	017	11	598.1.002.1A	039a	28	631.4.008.1A	029	12
510.1.240.1A	022	18	539.4.021.1A	028	8	570.1.150.1A	017	1	598.2.031.2E	026	30	631.4.016.1A	029	18
510.1.294.1A	039	19	539.4.030.2A	005	18	571.1.150.1A	017	2	610.4.071.1A	028	21	632.1.027.1A	027	10
510.1.295.1A	039	20	539.4.033.1A	027	5	572.2.033.1B	017	10	610.4.072.1A	028	22	650.4.010.1B	026	25
510.1.473.2A	019	2	540.4.010.1A	020	15	573.2.024.1C	017	13	611.4.013.1AB	029	14	651.4.014.1A	026	14
514.1.032.1A	001c	9	541.4.003.1A	019	21	585.1.041.2A	037	22	612.4.005.1A	027	7	652.4.006.1C	026	18
514.1.033.1A	001c	13	548.4.047.1A	035	1	585.4.006.1A	028	4	612.4.008.1A	028	17	654.4.010.1A	026	20
514.1.035.1A	001c	10	549.1.038.3A	035	6	585.4.007.1A	027	12	612.4.008.1A	029	19	656.2.002.1A	026	8
514.1.036.1A	001c	10	549.1.039.3A	035	5	585.4.008.1A	029	4	612.4.014.1A	028	15	669.1.001.1E	014	18
514.1.037.1A	001c	6	552.1.037.1A	001c	4	586.1.046.1AA	036	1	612.4.016.1A	029	17	669.1.001.1E	015	15
514.1.038.1A	001c	14	552.1.038.1A	001c	5	586.1.046.1AT	036	1	612.4.017.1A	028	16	670.4.035.1A	019	1
514.1.039.1A	020	14	552.1.039.1A	001c	19	590.1.112.1A	040	9	612.4.018.1A	028	14	671.1.024.1A	019	13
516.4.003.1B	019	17	552.1.040.1A	001c	11	590.1.141.1A	040	7	613.4.020.1A	028	19	671.1.025.1A	019	14
518.4.004.2B	026	15	552.1.043.1A	029	21	590.1.189.1A	001c	1	613.4.038.1A	029	16	671.1.027.1A	019	15
520.1.003.1C	021	1	552.1.045.2A	035	11	590.1.190.1A	001c	2	618.4.055.1A	028	23	671.1.028.1A	019	16
523.2.013.1C	039	14	552.1.111.1A	017	20	590.1.213.1A	040	8	619.4.025.1A	029	13	672.1.029.1A	020	7
523.2.014.1C	039	17	552.4.012.1A	019	20	590.1.238.1B	037	20	624.4.030.1A	028	1	672.1.034.1A	015	25
525.1.012.1B	022	1	552.4.013.1A	015	32	590.1.249.3A	037	24	625.4.004.1A	029	1	676.2.064.1B	025	25
525.1.014.1A	022	23	552.4.020.1A	011	12	590.1.250.1A	040	5	626.4.008.1C	027	4	676.4.064.1A	025	26
529.1.006.1A	022	29	552.4.133.1A	037	3	590.1.254.1A	040	6	626.4.011.1A	027	3	677.4.002.1A	001a	3
529.1.009.1A	022	12	556.1.018.1D	018	9	592.1.012.2A	037	11	626.4.011.1A	028	5	684.1.059.1A	034	6
531.1.001.1A	022	21	556.1.035.1A	018	3	593.1.003.1B	010	33	626.4.013.1A	029	36	684.1.067.1A	039	4
531.1.002.1A	022	22	556.2.037.1C	018	1	593.1.018.1A	009	5	626.4.015.1B	028	3	684.2.077.1A	030	15
532.4.006.1A	039	16	561.1.019.1A	022	9	593.4.018.1A	037	16	626.4.019.1A	028	6	697.2.017.1A	039a	29
532.4.007.1A	039	18	564.1.045.1A	025	22	595.1.060.1D	038	4	626.4.034.1A	027	2	698.1.033.1A	001c	15
CATALOGUE No: ISSUED:			915.1.269.1B 08 - 07			CATALOGUE No: ISSUED:			915.1.269.1B 08 - 07					

INDEX

CODE No.	Drwg.	POS. N.	CODE No.	Drwg.	POS. N.	CODE No.	Drwg.	POS. N.	CODE No.	Drwg.	POS. N.	CODE No.	Drwg.	POS. N.
700.1.017.1E	025	9	710.1.069.1A	010	21	713.1.197.3A	024	2	73500.1542	002	15	747.5.003.1A	029	9
700.1.036.1A	012	24	710.1.070.1A	010	25	713.1.237.1A	004	15	73500.1747	015	26	747.5.005.1B	029	28
700.1.040.1A	007	12	710.1.107.1A	026	13	713.1.238.1A	033	13	73503.3380	010	18	747.5.007.1A	026	1
700.1.040.1A	014	25	710.1.109.1A	032	5	713.1.241.1A	014	26	73503.3380	011	2	748.1.013.1A	004	7
700.1.040.1A	015	23	710.4.003.1A	024	16	713.1.266.1A	003	15	737.4.021.1A	008	19	748.1.014.1C	024	1
700.1.049.1A	031	13	711.1.007.1A	006	6	713.1.309.1A	004	13	741.1.012.1A	019	5	748.1.036.1A	017	21
700.1.049.1A	031a	2	711.1.067.1A	025	7	713.1.352.1A	014	30	741.1.013.1A	019	6	748.1.036.1A	022	19
700.1.054.1A	026	31	711.1.095.1A	010	32	713.1.352.1A	015	35	741.1.031.1A	017	27	748.1.036.1A	025	23
701.4.005.1A	003	4	711.1.126.1A	007	11	713.1.365.1A	011	29	741.4.002.1A	034	12	748.1.036.1A	033	21
701.4.006.1A	033	10	711.1.128.1A	010	3	713.1.365.1A	035	9	741.4.038.1A	019	8	748.1.036.1A	039a	16
701.4.008.1A	012	21	711.1.130.1A	026	26	714.1.027.1A	024	15	741.4.038.1A	021	9	748.1.036.1A	040	19
701.4.017.1A	032	6	711.1.138.1A	019	10	714.1.041.1A	025	12	741.4.038.1A	029	35	748.1.039.1A	016	2
702.4.004.1A	026	6	711.1.160.1A	005	13	714.1.047.1A	024	9	741.4.042.1A	016	3	748.1.040.1A	002	23
702.4.013.1A	010	26	711.1.160.1A	011	18	715.1.005.1A	033	11	741.4.043.1A	029	2	748.1.050.1A	010	8
702.4.018.1A	012	19	711.1.172.1A	007	7	716.1.003.1A	035	3	741.4.043.1A	040	21	748.4.002.1A	030	3
702.4.020.1A	010	36	712.1.018.1A	025	8	716.1.022.1B	021	3	741.4.057.1A	040	10	748.4.024.1AB	025	4
702.4.033.1A	010	9	712.1.029.1A	032	7	716.1.022.1B	034	8	741.4.058.1A	040	11	748.4.024.1AB	026	32
702.5.008.1A	010	20	712.1.031.1A	032	8	716.1.043.1B	040	17	741.4.063.1A	040	12	748.4.033.1A	017	3
702.5.008.1A	011	3	712.1.034.1A	029	23	716.1.073.2A	008	13	741.4.093.1A	037	6	748.4.037.1AB	033	14
702.5.019.1A	010	12	712.1.034.1A	031a	8	716.1.099.1A	008	17	741.4.112.1A	037	25	748.4.038.1A	021	10
702.5.045.1A	032	2	713.1.014.1E	003	11	716.1.106.1A	020	10	741.4.137.1A	017	29	748.4.039.1A	030	7
703.1.013.1A	026	12	713.1.082.1A	017	22	716.1.107.1B	022	15	741.5.034.1A	037	21	748.4.100.1AB	037	15
703.1.019.1A	015	30	713.1.137.1A	015	27	716.1.112.1A	022	6	74172.1008	006	10	748.4.100.1AB	039a	22
703.5.006.2A	008	18	713.1.140.1A	010	14	72094.1616	010	10	74172.1008	013	8	749.4.004.1A	031a	17
703.5.006.2A	013	1	713.1.187.1A	032	3	732.1.019.1A	039a	15	74223.1045	034	5	749.4.006.1AB	030	13
710.1.001.1A	009	13	713.1.192.1A	029	34	732.1.020.1A	038	27	74224.0570	006	7	749.4.045.2A	018	10
710.1.025.1A	033	4	713.1.196.1A	024	17	73500.1440	012	11	747.1.006.1B	033	5	749.5.001.1B	022	14
CATALOGUE No: ISSUED:			915.1.269.1B 08 - 07			CATALOGUE No: ISSUED:			915.1.269.1B 08 - 07					

CODE No.	Drwg.	POS. N.	CODE No.	Drwg.	POS. N.	CODE No.	Drwg.	POS. N.	CODE No.	Drwg.	POS. N.	CODE No.	Drwg.	POS. N.
750.1.007.1A	003	29	764.1.066.1A	031	12	771.5.040.8B	011	21	771.5.081.8B	005	3	772.1.045.1A	026	10
750.1.012.2A	006	3	764.1.066.1A	031a	3	771.5.042.8B	019	12	771.5.083.8B	005	2	772.1.045.1A	031	6
750.1.018.1C	025	2	764.1.068.1A	017	14	771.5.042.8B	022	3	771.5.123.8B	002	30	772.1.045.1A	031a	26
750.1.019.1B	024	13	764.1.069.1A	022	7	771.5.047.8B	019	11	771.5.129.8B	009	8	772.1.046.1A	020	5
750.1.028.1A	039	11	764.1.073.1A	039a	20	771.5.064.8B	038	10	771.5.136.8B	010	24	772.1.046.1B	020	18
750.1.113.1A	006	13	764.1.074.1A	028	24	771.5.066.8B	008	3	771.5.141.8B	030	12	772.1.047.1A	019	4
750.1.116.1A	032	10	764.1.075.1A	021	2	771.5.066.8B	011	24	771.5.154.8B	018	2	772.1.047.1A	038	18
750.1.117.1A	033	16	764.1.075.1A	038	23	771.5.066.8B	013	10	771.5.266.8B	025	14	772.1.050.1A	021	6
750.5.005.1A	012	3	764.1.084.1A	039a	3	771.5.066.8B	014	11	771.5.431.8B	028	20	772.1.050.1A	036	12
750.5.005.1A	020	16	764.1.087.1A	014	6	771.5.066.8B	015	13	771.5.665.8B	004	6	772.1.050.1A	037	14
75162.2566	024	8	764.1.087.1A	015	21	771.5.067.8B	011	13	771.5.665.8B	011	5	772.1.050.1A	039	13
75191.3380	010	35	764.1.090.1A	020	9	771.5.069.8B	005	5	771.5.665.8B	017	26	772.1.050.1A	039a	24
75794.1542	010	17	764.1.090.1A	034	7	771.5.069.8B	009	10	771.5.666.8B	031a	22	772.1.050.1C	033	22
758.1.021.1A	035	12	76402.0002	003	17	771.5.069.8B	011	6	771.5.667.8B	031a	10	772.1.063.1A	029	20
758.1.025.1A	014	28	766.1.059.1A	010	6	771.5.069.8B	012	22	771.5.668.8B	029	26	772.1.073.1A	030	6
759.1.008.1A	025	1	766.4.017.2A	013	17	771.5.071.8B	011	17	771.5.668.8B	031a	21	772.1.074.1A	019	18
759.1.009.1A	024	12	766.4.018.1A	013	18	771.5.071.8B	014	29	771.5.669.2B	028	2	772.1.074.1A	030	11
760.1.003.1B	034	4	76835.1134	002	10	771.5.072.8B	005	7	771.5.723.8B	021	7	772.5.028.1AB	023	3
764.1.011.2A	029	25	770.5.250.8B	010	15	771.5.072.8B	008	2	771.5.723.8B	029	15	772.5.029.1A	029	22
764.1.011.2A	031a	13	771.1.016.1A	033	15	771.5.072.8B	010	4	771.5.725.8B	026	22	772.5.029.1A	032	21
764.1.017.1A	038	34	771.1.026.3A	002	28	771.5.072.8B	020	13	771.5.727.8B	026	7	772.5.029.1A	037	9
764.1.022.1A	035	2	771.1.031.1A	033	12	771.5.072.8B	035	14	771.5.937.8B	033	20	772.5.031.1B	020	11
764.1.024.1A	017	23	771.1.032.1A	002	38	771.5.072.8C	004	3	771.5.938.8B	033	19	772.5.031.1B	021	4
764.1.029.1A	040	16	771.1.035.1A	031	8	771.5.073.8B	011	16	771.5.941.8B	026	17	772.5.031.1B	022	10
764.1.042.1A	017	15	771.1.035.1A	031a	24	771.5.076.8B	026	27	772.1.004.2B	032	12	772.5.031.1B	034	9
764.1.057.1A	036	3	771.1.049.1A	012	5	771.5.079.8B	012	12	772.1.005.1B	025	19	772.5.031.1B	035	4
764.1.058.1A	036	4	771.1.052.1A	012	23	771.5.080.8B	010	27	772.1.010.3A	008	8	772.5.032.1A	017	8

INDEX

CODE No.	Drwg.	POS. N.	CODE No.	Drwg.	POS. N.	CODE No.	Drwg.	POS. N.	CODE No.	Drwg.	POS. N.	CODE No.	Drwg.	POS. N.
772.5.032.1A	029	38	777.5.052.8B	039a	30	779.1.366.1AB	027	6	790.1.013.1A	017	12	799.4.005.1A	024	18
772.5.032.1A	038	13	777.5.056.8C	039a	17	779.1.366.1AB	028	11	790.1.017.1A	017	28	799.4.006.1A	039a	7
772.5.033.1A	017	25	779.1.007.2A	006	9	779.1.366.1AB	029	7	791.1.061.1A	039a	27	799.5.001.2A	004	8
772.5.033.1A	033	23	779.1.029.2A	010	2	779.1.397.1A	027	9	791.1.062.1A	037	17	8000.36726	022	26
772.5.037.1A	026	9	779.1.039.1A	002	3	779.1.415.1A	028	25	791.2.043.2A	007	5	8000.70139	001a	8
772.5.037.1A	028	12	779.1.050.1A	039	7	779.1.418.1A	031	18	797.1.032.1A	004	1	801.1.027.1A	016	4
772.5.037.1A	039a	12	779.1.099.1B	026	2	779.1.418.1A	031a	14	799.1.025.1A	002	20	806.1.020.1AA	030	5
772.5.038.1A	022	4	779.1.109.2A	006	2	779.1.434.1A	010	30	799.1.049.1A	002	1	806.1.020.1AT	030	5
773.1.001.1A	005	19	779.1.133.1A	014	24	779.1.547.1A	006	4	799.1.051.2A	006	14	808.1.056.1A	039a	13
773.5.065.8B	013	15	779.1.133.1A	015	33	779.4.005.2A	018	4	799.1.055.1A	009	7	80N0.21507	031	15
774.5.006.1A	037	8	779.1.162.2A	009	27	779.4.075.1A	011	14	799.1.061.3A	014	7	80N0.21507	031a	29
775.1.007.1AB	039	9	779.1.198.2A	009	23	779.5.012.1B	016	6	799.1.061.3A	015	9	814.1.114.1A	001c	8
775.1.008.1B	032	15	779.1.198.2A	011	28	779.5.030.2A	013	4	799.1.088.1B	018	7	814.1.179.1A	037	12
775.1.008.1B	039a	26	779.1.203.3A	002	7	779.5.046.1B	039	2	799.1.089.1B	018	6	814.1.179.1A	040	1
775.1.008.3A	037	23	779.1.206.1AB	031a	15	780.1.007.1A	017	6	799.1.166.1A	031	14	814.1.180.1A	040	22
775.1.008.3A	038	22	779.1.213.1A	030	2	780.1.018.1A	009	6	799.1.166.1A	031a	9	814.1.183.1A	040	4
775.1.008.3A	039a	25	779.1.237.1B	029	27	780.2.047.1A	009	17	799.1.174.1A	029	30	814.4.010.1A	037	30
775.1.017.1A	036	16	779.1.260.1A	017	17	786.1.086.1A	007	6	799.1.175.1A	038	6	815.1.022.1A	010	31
775.1.017.1B	037	19	779.1.292.2A	038	24	786.1.098.1A	007	10	799.1.190.1A	039a	32	815.1.022.1A	035	7
775.1.019.1A	038	29	779.1.305.1A	031	10	787.1.008.1A	015	29	799.1.191.1A	004	10	815.1.028.1A	009	21
775.1.021.1A	038	30	779.1.305.1A	031a	5	787.1.011.1A	010	19	799.1.194.1A	017	19	818.2.016.1A	004	5
775.1.031.1B	031a	19	779.1.326.1A	036	11	787.1.011.1A	035	8	799.1.211.1A	002	36	819.1.043.1A	024	11
775.1.031.1B	038	3	779.1.328.1A	024	4	788.1.054.2A	012	4	799.1.247.2A	014	31	819.2.064.1A	025	13
775.1.033.1B	025	24	779.1.335.1A	034	13	788.1.076.1A	011	22	799.1.247.2A	015	36	821.1.001.1A	002	26
775.1.036.1A	013	14	779.1.337.1A	039a	10	788.1.076.1AA	011	22	799.1.252.1B	031	17	821.1.068.1B	031	4
775.5.013.1A	040	18	779.1.341.1B	036	6	788.1.076.1AB	011	22	799.1.252.1B	031a	31	821.1.068.1B	031a	28
777.5.049.8B	011	10	779.1.351.1A	037	29	788.1.080.1A	039	12	799.2.077.2A	009	14	821.1.070.1A	002	17
CATALOGUE No: ISSUED:	915.1.269.1B 08 - 07						CATALOGUE No: ISSUED:	915.1.269.1B 08 - 07						

CODE No.	Drwg.	POS. N.	CODE No.	Drwg.	POS. N.	CODE No.	Drwg.	POS. N.	CODE No.	Drwg.	POS. N.	CODE No.	Drwg.	POS. N.
821.1.111.2A	014	15	829.1.190.1A	019	3	840.1.006.1A	14/15	19	840.1.033.1A	14/15	19	847.4.006.1A	002	35
821.1.111.2A	015	10	829.1.235.1A	015	31	840.1.007.1A	14/15	19	840.1.034.1A	14/15	19	848.4.023.1A	031a	16
821.1.170.1A	031a	11	829.1.401.1A	019	19	840.1.008.1A	14/15	19	840.1.041.1B	14/15	17	848.4.026.1A	033	7
821.1.191.1A	039a	31	829.1.406.1A	020	1	840.1.009.1A	14/15	19	840.1.042.1B	14/15	17	848.4.027.1A	033	6
821.1.257.1A	012	8	829.1.410.1A	020	2	840.1.010.1A	14/15	19	840.1.043.1B	14/15	17	850.1.015.1A	029	11
824.1.072.1A	031a	4	829.1.432.2A	021	5	840.1.012.1A	14/15	19	840.1.044.1B	14/15	17	850.1.021.1A	037	26
824.1.079.1A	031	7	829.1.468.2A	021	11	840.1.014.1A	14/15	19	840.1.045.1B	14/15	17	850.4.055.1A	022	17
824.1.080.1A	031a	25	829.1.472.1B	022	2	840.1.015.1A	14/15	19	840.1.046.1B	14/15	17	850.4.063.1A	039a	8
824.2.071.1A	031	11	829.4.002.1A	040	20	840.1.015.1A	14/15	19	840.1.047.1B	14/15	17	850.4.082.1A	039	5
825.1.035.1A	025	17	830.1.277.1B	019	23	840.1.016.1A	14/15	19	840.1.048.1B	14/15	17	850.5.001.1A	039a	18
826.1.009.1A	002	33	830.1.278.1B	019	22	840.1.017.1A	14/15	19	840.1.049.1B	14/15	17	851.1.004.1A	003	13
826.1.012.1A	010	11	830.1.279.1A	036	7	840.1.018.1A	14/15	19	840.1.050.1B	14/15	17	851.1.013.1A	008	11
827.1.115.1B	031	3	830.1.280.1A	036	8	840.1.019.1A	14/15	19	840.1.051.1B	14/15	17	851.4.003.1A	006	12
827.1.115.1B	031a	30	830.1.282.1B	025	21	840.1.019.1A	14/15	19	840.1.052.1B	14/15	17	852.1.005.1A	002	14
827.1.139.2B	018	8	830.1.284.1A	011	20	840.1.020.1A	14/15	19	840.1.053.1B	14/15	17	852.1.008.1A	005	10
827.1.157.1A	040	15	830.1.286.1A	028	9	840.1.021.1A	14/15	19	840.1.054.1B	14/15	17	852.1.024.1A	039	10
827.1.191.4A	022	11	830.1.292.2A	040	14	840.1.022.1A	14/15	19	840.1.055.1B	14/15	17	852.1.049.1B	026	33
827.1.279.1A	031a	18	830.1.295.2A	017	24	840.1.023.1A	14/15	19	840.1.056.1B	14/15	17	852.1.053.2A	002	2
827.1.294.1A	020	4	830.1.298.2A	033	24	840.1.024.1A	14/15	19	840.1.057.1B	14/15	17	852.1.055.1A	025	3
827.1.295.1A	020	8	832.1.003.1C	032	11	840.1.025.1A	14/15	19	840.1.058.1B	14/15	17	852.1.057.1A	024	14
827.1.300.1A	039a	14	832.1.028.1A	036	10	840.1.026.1A	14/15	19	840.1.059.1B	14/15	17	852.1.058.2A	025	6
827.1.308.1A	038	1	832.1.033.1B	036	9	840.1.027.1A	14/15	19	840.2.001.1A	014	19	852.1.059.1A	025	15
827.1.309.1A	038	2	840.1.001.1A	14/15	19	840.1.028.1A	14/15	19	840.2.001.1A	015	19	852.1.065.1B	031	19
827.1.311.1A	032	23	840.1.002.1A	14/15	19	840.1.029.1A	14/15	19	840.2.002.1B	014	17	852.1.065.1B	031a	1
827.1.312.2A	037	18	840.1.003.1A	14/15	19	840.1.030.1A	14/15	19	840.2.002.1B	015	17	852.1.065.1B	036	14
829.1.136.1A	022	28	840.1.004.1A	14/15	19	840.1.031.1A	14/15	19	841.1.037.1A	038	7	852.1.094.1A	002	19
829.1.141.1C	028	13	840.1.005.1A	14/15	19	840.1.032.1A	14/15	19	841.1.046.1A	004	2	852.1.103.1A	026	4
CATALOGUE No: ISSUED:	915.1.269.1B 08 - 07						CATALOGUE No: ISSUED:	915.1.269.1B 08 - 07						

INDEX

CODE No.	Drwg.	POS. N.	CODE No.	Drwg.	POS. N.	CODE No.	Drwg.	POS. N.	CODE No.	Drwg.	POS. N.	CODE No.	Drwg.	POS. N.
852.1.104.1A	006	11	852.1.174.1A	002	31	852.5.024.1A	028	10	872.1.016.1A	032	13	884.5.004.1A	025	18
852.1.104.1B	006	11	852.1.174.1A	009	9	852.5.024.1A	029	6	872.1.026.1A	030	4	884.5.034.1A	002	22
852.1.104.1H	006	11	852.1.176.1A	005	16	852.5.024.1A	035	10	872.1.041.1A	033	18	884.5.035.1A	005	11
852.1.104.1K	006	11	852.1.176.1A	011	25	852.5.026.1A	010	29	872.1.042.1A	033	17	884.5.036.1A	009	25
852.1.104.1L	006	11	852.1.176.1A	014	27	852.5.040.1A	026	34	872.1.043.1A	038	32	884.5.036.1A	012	7
852.1.104.1M	006	11	852.1.176.1A	030	8	853.1.003.1A	011	27	872.1.044.1A	038	31	886.1.013.1A	037	13
852.1.104.1N	006	11	852.1.176.1A	035	15	853.1.003.1A	012	2	872.1.045.1A	030	9	886.1.013.1A	040	2
852.1.104.2C	006	11	852.1.179.1A	031	16	853.5.010.1A	020	17	872.4.044.1A	032	19	886.1.015.1A	037	28
852.1.104.2D	006	11	852.1.186.1A	017	9	856.1.001.1A	003	6	873.1.037.1A	009	2	886.1.018.1A	037	27
852.1.104.2E	006	11	852.1.186.1A	022	20	856.1.031.1A	003	16	875.1.065.1A	001c	3	886.4.028.1A	015	28
852.1.104.2F	006	11	852.1.186.1A	037	4	856.1.062.2A	008	16	875.1.076.2A	033	2	886.4.033.1A	011	23
852.1.104.2G	006	11	852.1.195.1A	005	20	856.1.064.2A	010	7	876.1.087.1A	034	10	886.4.035.1A	011	8
852.1.104.2I	006	11	852.1.195.1A	009	28	856.1.071.1A	012	9	876.1.088.1A	034	11	886.4.037.1A	009	4
852.1.104.2J	006	11	852.1.197.1A	013	13	856.1.074.2A	013	20	877.1.115.1A	029	3	886.4.043.1A	004	18
852.1.120.1A	009	3	852.1.214.1A	014	8	856.1.075.1A	012	17	877.2.005.1A	034	14	886.4.049.1A	037	7
852.1.120.1A	011	7	852.1.214.1A	015	8	856.1.089.1A	038	25	881.1.012.1A	002	32	886.4.055.1A	036	17
852.1.148.1B	022	8	852.5.001.1C	022	13	856.1.091.1A	022	24	881.1.034.1A	012	18	886.4.060.1A	013	11
852.1.151.1A	031a	7	852.5.003.1B	022	5	856.5.001.1A	039a	19	881.1.051.1A	005	14	886.5.003.1A	025	16
852.1.152.1A	029	33	852.5.003.1B	039a	23	863.1.001.1D	025	11	881.1.051.1A	011	26	886.5.042.1A	022	27
852.1.153.1A	029	31	852.5.005.1A	009	18	863.1.002.1A	012	14	882.1.003.1A	008	14	88700.5644	001	31
852.1.156.1A	039a	21	852.5.019.1A	038	17	866.1.036.1A	039a	4	882.1.006.1A	002	16	88700.5665	001	27
852.1.163.1A	017	16	852.5.023.1A	002	37	866.1.047.1A	036	13	882.1.012.1A	012	15	88700.5749	001	20
852.1.169.1A	036	5	852.5.023.1A	014	23	866.1.058.1A	026	29	884.4.011.1A	007	2	88713.0123	001	5
852.1.172.1A	002	29	852.5.023.1A	015	22	866.1.061.1A	030	14	884.4.025.1A	038	8	88713.0137	001	11
852.1.172.1A	009	11	852.5.024.1A	002	5	866.1.061.1A	038	11	884.4.042.1A	009	24	88713.0262	001	29
852.1.172.1A	038	9	852.5.024.1A	017	5	866.2.048.2A	038	20	884.5.003.1A	031	2	88713.0844	001	33
852.1.173.1A	013	2	852.5.024.1A	027	11	866.2.049.2A	038	19	884.5.003.1A	031a	6	88713.0874	001	6
CATALOGUE No: ISSUED:			915.1.269.1B 08 - 07			CATALOGUE No: ISSUED:			915.1.269.1B 08 - 07					

INDEX

CODE No.	Drwg.	POS. N.	CODE No.	Drwg.	POS. N.	CODE No.	Drwg.	POS. N.	CODE No.	Drwg.	POS. N.	CODE No.	Drwg.	POS. N.
88713.0875	001	8	88713.2676	001	2	930.4.022.1A	010	13	97900.0223	001b	11			
88713.0879	001	7	88713.2854	001a	16	930.4.023.1A	003	14	97900.0224	001b	6			
88713.1038	001a	4	88713.2855	001a	11	930.4.052.1A	024	6	97900.0225	001b	8			
88713.1058	001a	7	88713.2856	001a	14	930.4.061.1A	013	7	97900.0226	001b	12			
88713.1062	001a	9	88713.2857	001a	15	930.4.091.1A	005	9	97900.0227	001c	7			
88713.1068	001a	2	88713.2858	001a	12	930.5.012.1A	032	4	97900.0228	001c	12			
88713.1071	001a	10	88765.0999	001	16	93781.1824	033	9	97900.0229	001b	13			
88713.1072	001a	1	88765.1000	001	15	93783.1524	011	11	97900.0230	001c	20			
88713.1073	001a	5	88765.1005	001	15	93785.1830	010	16	97900.0231	001c	17			
88713.1078	001	12	88765.1006	001	15	93823.2018	004	17	97900.0232	001b	16			
88713.1079	001	14	88765.1058	001	13	93823.3156	010	34	97900.0234	001b	14			
88713.1091	001	21	88765.1086	001	22	93827.0114	005	12	98112.0002	001	4			
88713.1215	001	34	88765.1126C	001c	24	93827.0114	009	22						
88713.1344	001a	13	88765.1126T	001c	16	93827.0114	010	28						
88713.1429	001	9	88765.1297	001	23	94247.0014	010	5						
88713.1749	001	24	88765.1298	001	18	94247.0014	011	15						
88713.1994	001	25	88765.1371	001b	3	97900.0002	001b	2						
88713.2011	001	17	88765.1374	001b	4	97900.0003	001c	23						
88713.2036	001	19	893.2.013.1A	005	15	97900.0211	001b	7						
88713.2092	001	28	893.4.005.1A	029	5	97900.0215	001b	1						
88713.2103	001	3	893.4.007.1A	028	7	97900.0216	001b	5						
88713.2133	001	26	893.4.008.1A	027	13	97900.0217	001b	15						
88713.2282	001	30	894.2.009.1A	009	19	97900.0218	001c	18						
88713.2355	001	1	895.2.003.1A	036	15	97900.0219	001b	10						
88713.2362	001	32	913.7.138.1B	039a	33	97900.0220	001c	21						
88713.2409	001a	6	926.1.004.2A	038	33	97900.0221	001c	22						
88713.2669	001	35	930.1.004.1B	026	5	97900.0222	001b	9						