

HYOSUNG



AQUILA - GV 650

HYOSUNG MOTORS & MACHINERY INC.

REFERENCE

1.The detailed specifications of each model are referred by the persons who are in charge of overseas marketing team, Hyosung.

2.Special demand

When you order any colored parts including Fuel tank, please add color code to the end of parts number and it will be helpful to register your parts order.

※ Color code

0DS : D-LIGHT SILVER

0MB : MIDNIGHT BLACK

0TB : PEARL WALTZ BLUE

HYOSUNG MOTORS & MACHINERY INC.

[illegible]

FIG 1-1. CYLINDER HEAD(FRONT)

REF. NO.	DOMESTIC	REU/RE/RC/RS	REU02 25KM	RIL01	PART NUMBER		RUS01	PART NAME	Q'TY	REMARKS	REC.Q'TY (PCS)
					RIL02 25KM						
1	11110HN9100HPA	11110HN9100HPA	11110HN9100HPA	11110HN9100HPA	11110HN9100HPA	11110HN9100HPA	11110HN9100HPA	HEAD COMP, cylinder front	1		
1-1	11110SN9100HPA	11110SN9100HPA	11110SN9100HPA	11110SN9100HPA	11110SN9100HPA	11110SN9100HPA	11110SN9100HPA	HEAD ASS'Y, cylinder front(Head+Plug)	1		1
1-2	11131HN9100PCH	11131HN9100PCH	11131HN9100PCH	11131HN9100PCH	11131HN9100PCH	11131HN9100PCH	11131HN9100PCH	HOUSING, camshaft intake	1	NOT SALE	
1-3	11132HN9100PCH	11132HN9100PCH	11132HN9100PCH	11132HN9100PCH	11132HN9100PCH	11132HN9100PCH	11132HN9100PCH	HOUSING, camshaft exhaust	1	NOT SALE	
1-4	09103H06002	09103H06002	09103H06002	09103H06002	09103H06002	09103H06002	09103H06002	BOLT, camshaft housing	12		
1-5	09206-08001	09206-08001	09206-08001	09206-08001	09206-08001	09206-08001	09206-08001	KNOCK PIN, camshaft housing	4		
2	11171HP95020S1	11171HP95020S1	11171HP95020S1	11171HP95020S1	11171HP95020S1	11171HP95020S1	11171HP95020S1	COVER, cylinder head lower	1		
3	11172HP9500CR	11172HP9500CR	11172HP9500CR	11172HP9500CR	11172HP9500CR	11172HP9500CR	11172HP9500CR	COVER, cylinder head upper	1		
4	11141HN9101	11141HN9101	11141HN9101	11141HN9101	11141HN9101	11141HN9101	11141HN9101	GASKET, cylinder head	1		
5	13110HN9100	13110HN9100	13110HN9100	13110HN9100	13110HN9100	13110HN9100	13110HN9100	PIPE COMP, intake front	1		
6	09402-56208	09402-56208	09402-56208	09402-56208	09402-56208	09402-56208	09402-56208	CLAMP, carburetor	1		
7	11173HN9100	11173HN9100	11173HN9100	11173HN9100	11173HN9100	11173HN9100	11173HN9100	GASKET, cylinder head cover	1		5
8	09482-00456	09482-00456	09482-00456	09482-00456	09482-00456	09482-00456	09482-00456	PLUG, spark CR8E	1		
9	13131HN9100	13131HN9100	13131HN9100	13131HN9100	13131HN9100	13131HN9100	13131HN9100	O-RING, intake pipe	1		5
10	09106-07009	09106-07009	09106-07009	09106-07009	09106-07009	09106-07009	09106-07009	BOLT, cylinder head cover NO.1(L5.5)	2		
11	09161H11008	09161H11008	09161H11008	09161H11008	09161H11008	09161H11008	09161H11008	WASHER, cylinder head cover	2		
12	09106H07017	09106H07017	09106H07017	09106H07017	09106H07017	09106H07017	09106H07017	BOLT, cylinder head front cover NO.2	2		
13	09103H10001	09103H10001	09103H10001	09103H10001	09103H10001	09103H10001	09103H10001	BOLT, cylinder head (M10)	4		
14	09160H10002	09160H10002	09160H10002	09160H10002	09160H10002	09160H10002	09160H10002	WASHER, cylinder head bolt	4		
15	07120-06408	07120-06408	07120-06408	07120-06408	07120-06408	07120-06408	07120-06408	BOLT, cylinder head NO.1 (M6)	1		
16	09103H06001	09103H06001	09103H06001	09103H06001	09103H06001	09103H06001	09103H06001	BOLT, cylinder head NO.2 (M6)	2		
17	04213-13189	04213-13189	04213-13189	04213-13189	04213-13189	04213-13189	04213-13189	PIN, cylinder knock	2		
18	01514-08128	01514-08128	01514-08128	01514-08128	01514-08128	01514-08128	01514-08128	BOLT, oil gallery	2		
19	09168-08008	09168-08008	09168-08008	09168-08008	09168-08008	09168-08008	09168-08008	GASKET, oil gallery bolt	2		
20	02122-06168	02122-06168	02122-06168	02122-06168	02122-06168	02122-06168	02122-06168	SCREW, intake pipe	2		
21	11181HP9500	11181HP9500	11181HP9500	11181HP9500	11181HP9500	11181HP9500	11181HP9500	O-RING, cyl head lower cover No.1	1		5
22	11182HP9500	11182HP9500	11182HP9500	11182HP9500	11182HP9500	11182HP9500	11182HP9500	O-RING, cyl head lower cover No.2	1		5

REC.Q'TY
(PCS)

FIG. 1-2

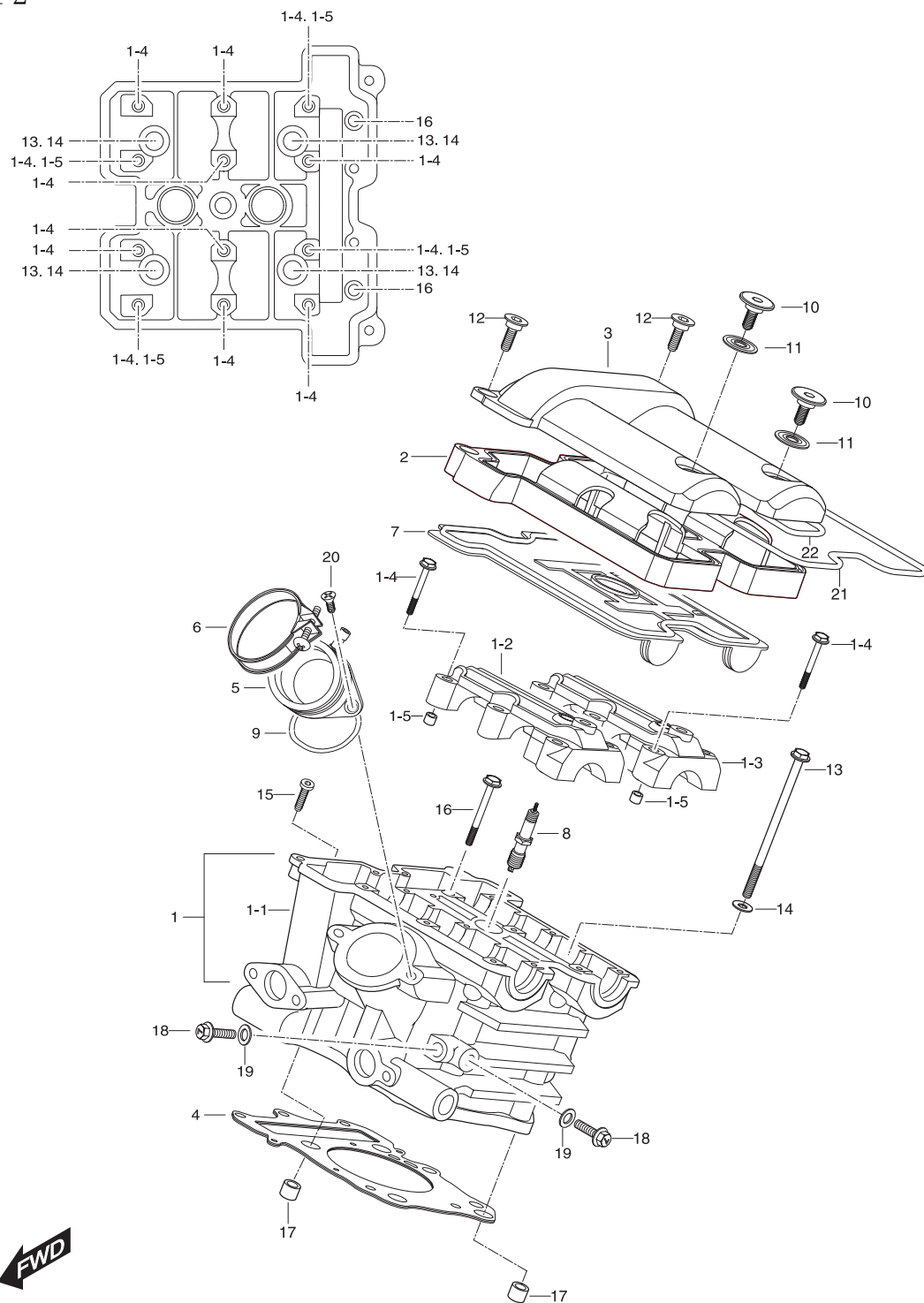


FIG 1-2. CYLINDER HEAD/(REAR)

REF. NO.	DOMESTIC	REU/RF/RC/RS	REU02 25KM	RIL01	PART NUMBER		RUS01	PART NAME	Q'TY	REMARKS	REC.Q'TY (PCS)
					RIL02 25KM						
1	11120HP9500HPA	11120HP9500HPA	11120HP9500HPA	11120HP9500HPA	11120HP9500HPA	11120HP9500HPA	11120HP9500HPA	HEAD COMP, cylinder front	1		
1-1	11120SP9500HPA	11120SP9500HPA	11120SP9500HPA	11120SP9500HPA	11120SP9500HPA	11120SP9500HPA	11120SP9500HPA	HEAD ASS'Y, cylinder front(Head+Plug)	1		1
1-2	11131HN9100PCH	11131HN9100PCH	11131HN9100PCH	11131HN9100PCH	11131HN9100PCH	11131HN9100PCH	11131HN9100PCH	HOUSING, camshaft intake	1	NOT SALE	
1-3	11132HN9100PCH	11132HN9100PCH	11132HN9100PCH	11132HN9100PCH	11132HN9100PCH	11132HN9100PCH	11132HN9100PCH	HOUSING, camshaft exhaust	1	NOT SALE	
1-4	09103H06002	09103H06002	09103H06002	09103H06002	09103H06002	09103H06002	09103H06002	BOLT, camshaft housing	12		
1-5	09206-08001	09206-08001	09206-08001	09206-08001	09206-08001	09206-08001	09206-08001	KNOCK PIN, camshaft housing	4		
2	11171HP95020S1	11171HP95020S1	11171HP95020S1	11171HP95020S1	11171HP95020S1	11171HP95020S1	11171HP95020S1	COVER, cylinder head lower	1		
3	11172HP9500CR	11172HP9500CR	11172HP9500CR	11172HP9500CR	11172HP9500CR	11172HP9500CR	11172HP9500CR	COVER, cylinder head upper	1		
4	11141HN9101	11141HN9101	11141HN9101	11141HN9101	11141HN9101	11141HN9101	11141HN9101	GASKET, cylinder head	1		
5	13120HN9101	13120HN9101	13120HN9101	13120HN9101	13120HN9101	13120HN9101	13120HN9101	PIPE COMP, intake rear	1		3
6	09402-56208	09402-56208	09402-56208	09402-56208	09402-56208	09402-56208	09402-56208	CLAMP, carburetor	1		
7	11173HN9100	11173HN9100	11173HN9100	11173HN9100	11173HN9100	11173HN9100	11173HN9100	GASKET, cylinder head cover	1		5
8	09482-00456	09482-00456	09482-00456	09482-00456	09482-00456	09482-00456	09482-00456	PLUG, spark CR8E	1		
9	13131HN9100	13131HN9100	13131HN9100	13131HN9100	13131HN9100	13131HN9100	13131HN9100	O-RING, intake pipe	1		5
10	09106-07009	09106-07009	09106-07009	09106-07009	09106-07009	09106-07009	09106-07009	BOLT, cylinder head cover NO.1(L5.5)	2		
11	09161H11008	09161H11008	09161H11008	09161H11008	09161H11008	09161H11008	09161H11008	WASHER, cylinder head cover	2		
12	09106H07017	09106H07017	09106H07017	09106H07017	09106H07017	09106H07017	09106H07017	BOLT, cylinder head front cover NO.2	2		
13	09103H10001	09103H10001	09103H10001	09103H10001	09103H10001	09103H10001	09103H10001	BOLT, cylinder head (M10)	4		
14	09160H10002	09160H10002	09160H10002	09160H10002	09160H10002	09160H10002	09160H10002	WASHER, cylinder head bolt	4		
15	07120-06408	07120-06408	07120-06408	07120-06408	07120-06408	07120-06408	07120-06408	BOLT, cylinder head NO.1 (M6)	1		
16	09103H06001	09103H06001	09103H06001	09103H06001	09103H06001	09103H06001	09103H06001	BOLT, cylinder head NO.2 (M6)	2		
17	04213-13189	04213-13189	04213-13189	04213-13189	04213-13189	04213-13189	04213-13189	PIN, cylinder knock	2		
18	01514-08128	01514-08128	01514-08128	01514-08128	01514-08128	01514-08128	01514-08128	BOLT, oil gallery	2		
19	09168-08008	09168-08008	09168-08008	09168-08008	09168-08008	09168-08008	09168-08008	GASKET, oil gallery bolt	2		
20	02122-06168	02122-06168	02122-06168	02122-06168	02122-06168	02122-06168	02122-06168	SCREW, intake pipe	2		
21	11181HP9500	11181HP9500	11181HP9500	11181HP9500	11181HP9500	11181HP9500	11181HP9500	O-RING, cyl head lower cover No.1	1		5
22	11182HP9500	11182HP9500	11182HP9500	11182HP9500	11182HP9500	11182HP9500	11182HP9500	O-RING, cyl head lower cover No.2	1		5

FIG. 2

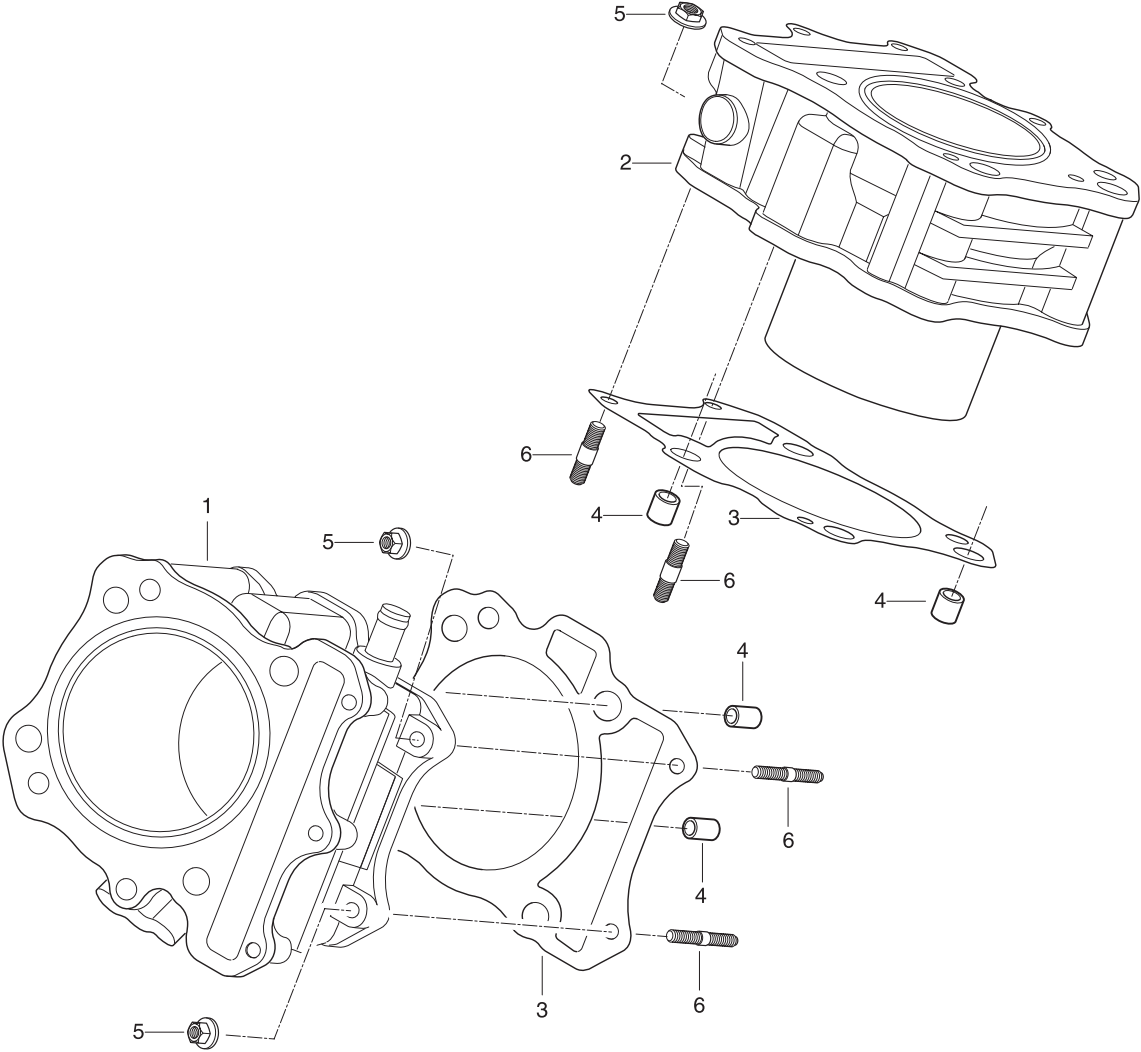


FIG 2. CYLINDER /FRONT, REAR

REF. NO.	DOMESTIC	REU/RE/RG/RS			PART NUMBER			PART NAME	Q'TY	REMARKS	REC.Q'TY (PCS)
		REU02	RIL01	RIL02	RUS01						
		25KM			25KM						
1	11210HN9100PCY	11210HN9100PCY	11210HN9100PCY	11210HN9100PCY	11210HN9100PCY	11210HN9100PCY	11210HN9100PCY	CYLINDER COMP, front	1		2
2	11220HN9100PCY	11220HN9100PCY	11220HN9100PCY	11220HN9100PCY	11220HN9100PCY	11220HN9100PCY	11220HN9100PCY	CYLINDER COMP, rear	1		2
3	11241HN9101	11241HN9101	11241HN9101	11241HN9101	11241HN9101	11241HN9101	11241HN9101	GASKET, cylinder	2		5
4	04213-13189	04213-13189	04213-13189	04213-13189	04213-13189	04213-13189	04213-13189	PIN, cylinder head knock	4		4
5	08316-16068	08316-16068	08316-16068	08316-16068	08316-16068	08316-16068	08316-16068	NUT, cylinder (M6)	4		4
6	01421-06258	01421-06258	01421-06258	01421-06258	01421-06258	01421-06258	01421-06258	BOLT, cylinder stud (M6)	4		3

FIG. 3

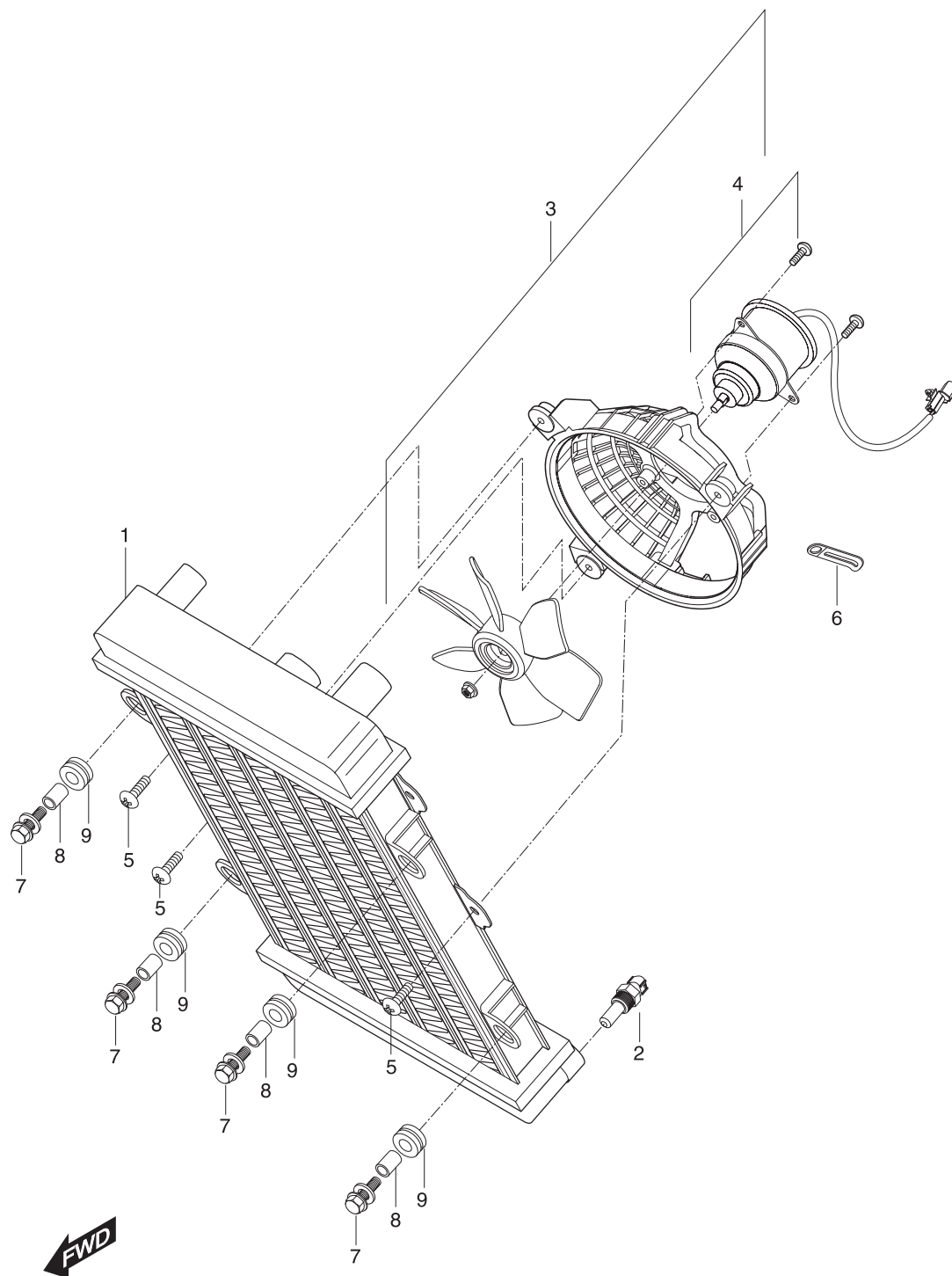
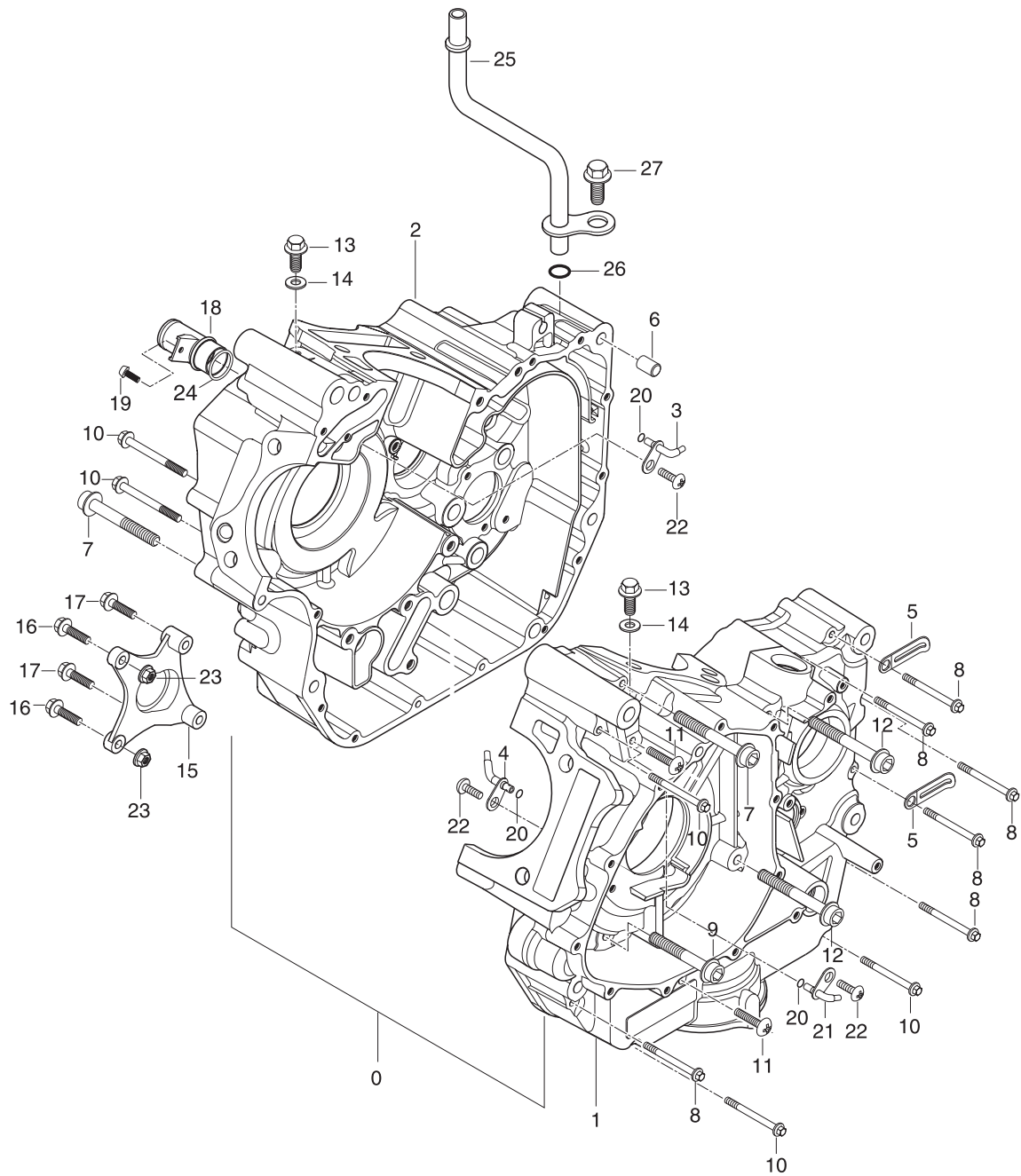


FIG 3. RADIATOR

REF. NO.	DOMESTIC	REU/RF/RG/RS	REU02 25KM	RIL01	PART NUMBER		RUS01	PART NAME	Q'TY	REMARKS	REC.Q'TY (PCS)
					RIL02 25KM						
1	17710HP9500	17710HP9500	17710HP9500	17710HP9500	17710HP9500	17710HP9500	17710HP9500	RADIATOR COMP, water	1		5
2	17860HN9100	17860HN9100	17860HN9100	17860HN9100	17860HN9100	17860HN9100	17860HN9100	SWITCH ASS'Y, thermo	1		
3	17800HN9102	17800HN9102	17800HN9102	17800HN9102	17800HN9102	17800HN9102	17800HN9102	FAN ASS'Y, radiator	1		
4	17810HN9100	17810HN9100	17810HN9100	17810HN9100	17810HN9100	17810HN9100	17810HN9100	MOTOR ASS'Y, radiator fan	1		
5	02142-05165	02142-05165	02142-05165	02142-05165	02142-05165	02142-05165	02142-05165	BOLT, radiator fan	3		
6	09404-06401	09404-06401	09404-06401	09404-06401	09404-06401	09404-06401	09404-06401	CLAMP, radiator fan	1		
7	09116-06143	09116-06143	09116-06143	09116-06143	09116-06143	09116-06143	09116-06143	BOLT, radiator	4		
8	09180-06011	09180-06011	09180-06011	09180-06011	09180-06011	09180-06011	09180-06011	SPACER, radiator	4		
9	09320-10015	09320-10015	09320-10015	09320-10015	09320-10015	09320-10015	09320-10015	CUSHION, radiator	3		

FIG. 4



FWD

FIG 4. CRANK CASE

REF. NO.	DOMESTIC	REU/RE/RG/RS	REU02 25KM	RIL01	PART NUMBER		RUS01	PART NAME	Q'TY	REMARKS	REC.Q'TY (PCS)
					RIL02 25KM						
0	11300HP9503HPA	11300HP9503HPA	11300HP9503HPA	11300HP9503HPA	11300HP9503HPA	11300HP9503HPA	11300HP9503HPA	CRANKCASE ASS'Y	1		
1	11320HP9500PCC	11320HP9500PCC	11320HP9500PCC	11320HP9500PCC	11320HP9500PCC	11320HP9500PCC	11320HP9500PCC	CRANKCASE COMP, L	1		1
2	11310HP9502PCC	11310HP9502PCC	11310HP9502PCC	11310HP9502PCC	11310HP9502PCC	11310HP9502PCC	11310HP9502PCC	CRANKCASE COMP, R	1		1
3	11430HN9100	11430HN9100	11430HN9100	11430HN9100	11430HN9100	11430HN9100	11430HN9100	JET COMP, piston rear oil	1		
4	11420HN9100	11420HN9100	11420HN9100	11420HN9100	11420HN9100	11420HN9100	11420HN9100	JET COMP, piston front oil	1		
5	09403H09304	09403H09304	09403H09304	09403H09304	09403H09304	09403H09304	09403H09304	CLAMP	2		
6	04213-13189	04213-13189	04213-13189	04213-13189	04213-13189	04213-13189	04213-13189	PIN, crank case knock	2		
7	07120-08608	07120-08608	07120-08608	07120-08608	07120-08608	07120-08608	07120-08608	BOLT, crank case M8	2		
8	01547-06608	01547-06608	01547-06608	01547-06608	01547-06608	01547-06608	01547-06608	BOLT, crank case M6	8		
9	07120-08708	07120-08708	07120-08708	07120-08708	07120-08708	07120-08708	07120-08708	BOLT, crank case M8	2		
10	01547-06808	01547-06808	01547-06808	01547-06808	01547-06808	01547-06808	01547-06808	BOLT, crankcase	5		
11	02112-06958	02112-06958	02112-06958	02112-06958	02112-06958	02112-06958	02112-06958	SCREW, crankcase	2		
12	09103H08001	09103H08001	09103H08001	09103H08001	09103H08001	09103H08001	09103H08001	BOLT, crank case M8(L100)	2		
13	01514-08128	01514-08128	01514-08128	01514-08128	01514-08128	01514-08128	01514-08128	BOLT, oil gallery	2		
14	09168-08008	09168-08008	09168-08008	09168-08008	09168-08008	09168-08008	09168-08008	GASKET, oil gallery bolt	2		
15	31135HP95000S1	31135HP95000S1	31135HP95000S1	31135HP95000S1	31135HP95000S1	31135HP95000S1	31135HP95000S1	BRACKET, starter motor	1		2
16	01547-06308	01547-06308	01547-06308	01547-06308	01547-06308	01547-06308	01547-06308	BOLT, starter motor bracket	2		
17	01547-06408	01547-06408	01547-06408	01547-06408	01547-06408	01547-06408	01547-06408	BOLT, starter motor	1		
18	17481HN9100	17481HN9100	17481HN9100	17481HN9100	17481HN9100	17481HN9100	17481HN9100	UNION, water pump hose	1		3
19	07110-06128	07110-06128	07110-06128	07110-06128	07110-06128	07110-06128	07110-06128	BOLT, water hose union	1		
20	09280H04001	09280H04001	09280H04001	09280H04001	09280H04001	09280H04001	09280H04001	O-RING, oil jet	3		
21	11440HN9100	11440HN9100	11440HN9100	11440HN9100	11440HN9100	11440HN9100	11440HN9100	JET COMP, starter clutch oil	1		
22	02112-06108	02112-06108	02112-06108	02112-06108	02112-06108	02112-06108	02112-06108	SCREW, oil jet	3		
23	08313-11068	08313-11068	08313-11068	08313-11068	08313-11068	08313-11068	08313-11068	NUT, starter motor bracket	2		
24	09280H21001	09280H21001	09280H21001	09280H21001	09280H21001	09280H21001	09280H21001	O-RING, water pump union	1		3
25	13870HP9501	13870HP9501	13870HP9501	13870HP9501	13870HP9501	13870HP9501	13870HP9501	PIPE COMP, breather hose	1		2
26	09280H12005	09280H12005	09280H12005	09280H12005	09280H12005	09280H12005	09280H12005	O-RING, water pump union			
27	09128-06054	09128-06054	09128-06054	09128-06054	09128-06054	09128-06054	09128-06054	BOLT, breather pipe	1		

FIG. 5

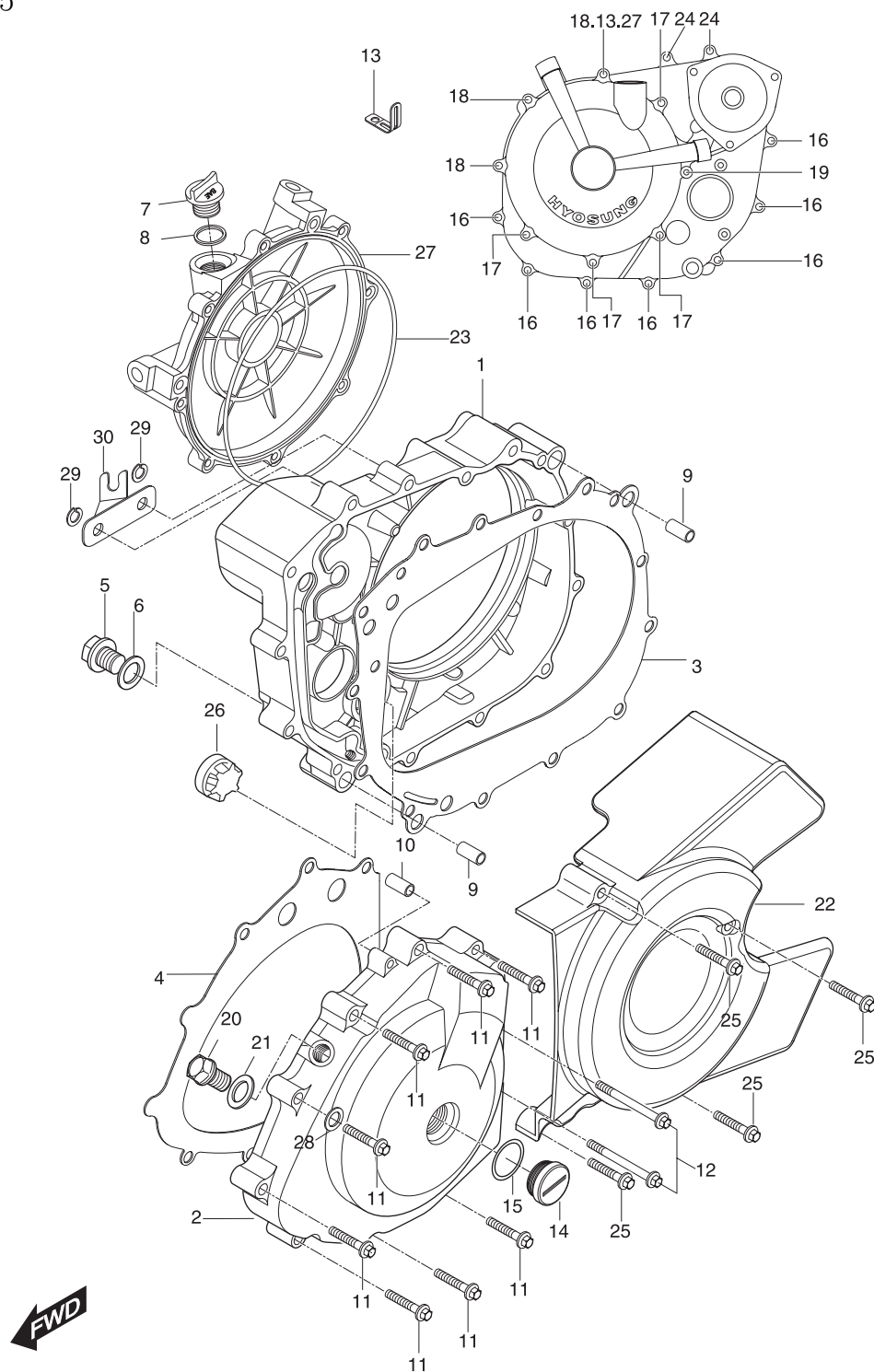


FIG 5. CRANK CASE COVER

REF. NO.	DOMESTIC	REU/RF/RC/RS	REU02 25KM	RIL01	PART NUMBER RIL02 25KM	RUS01	PART NAME	Q'TY	REMARKS	REC.Q'TY (PCS)
1	11331SN9101CR	11331SN9101CR	11331SN9101CR	11331SN9101CR	11331SN9101CR	11331SN9101CR	COVER COMP, clutch (With oil lens & plug)	1		2
2	11351HN9120CR	11351HN9120CR	11351HN9120CR	11351HN9120CR	11351HN9120CR	11351HN9120CR	COVER, magneto	1		
3	11481HN9101	11481HN9101	11481HN9101	11481HN9101	11481HN9101	11481HN9101	GASKET, clutch cover (NA)	1		10
4	11483HN9101	11483HN9101	11483HN9101	11483HN9101	11483HN9101	11483HN9101	GASKET, magneto cover	1		10
5	09247-14026	09247-14026	09247-14026	09247-14026	09247-14026	09247-14026	PLUG, oil check	1		
6	09168H14003	09168H14003	09168H14003	09168H14003	09168H14003	09168H14003	GASKET, oil check plug	1		
7	09259-20009CR	09259-20009CR	09259-20009CR	09259-20009CR	09259-20009CR	09259-20009CR	PLUG, engine oil filler	1		
8	09280-17003	09280-17003	09280-17003	09280-17003	09280-17003	09280-17003	O-RING, engine oil filler plug	1		
9	04213-13189	04213-13189	04213-13189	04213-13189	04213-13189	04213-13189	PIN, clutch cover knock	2		
10	04213-09129	04213-09129	04213-09129	04213-09129	04213-09129	04213-09129	PIN, magneto cover knock	1		
11	01547-06358	01547-06358	01547-06358	01547-06358	01547-06358	01547-06358	BOLT, magneto cover	8		
12	01547-06558	01547-06558	01547-06558	01547-06558	01547-06558	01547-06558	BOLT, magneto cover	2		
13	09403H09304	09403H09304	09403H09304	09403H09304	09403H09304	09403H09304	CLAMP, clutch cover	1		
14	09259-26015CR	09259-26015CR	09259-26015CR	09259-26015CR	09259-26015CR	09259-26015CR	PLUG, crankshaft hole	1		3
15	09280-22008	09280-22008	09280-22008	09280-22008	09280-22008	09280-22008	O-RING, crankshaft hole plug	1		
16	01547-06358	01547-06358	01547-06358	01547-06358	01547-06358	01547-06358	BOLT, clutch cover	7		
17	01547-06258	01547-06258	01547-06258	01547-06258	01547-06258	01547-06258	BOLT, clutch cover outer	4		
18	01547-06708	01547-06708	01547-06708	01547-06708	01547-06708	01547-06708	BOLT, clutch cover outer	3		
19	01547-06508	01547-06508	01547-06508	01547-06508	01547-06508	01547-06508	BOLT, clutch cover outer	1		
20	09247H12102	09247H12102	09247H12102	09247H12102	09247H12102	09247H12102	PLUG, TDC	1		3
21	09168H12003	09168H12003	09168H12003	09168H12003	09168H12003	09168H12003	GASKET, TDC plug	1		3
22	11361HP9502	11361HP9502	11361HP9502	11361HP9502	11361HP9502	11361HP9502	COVER, engine pulley	1		
23	11482HN9100	11482HN9100	11482HN9100	11482HN9100	11482HN9100	11482HN9100	O-RING, clutch outer cover	1		5
24	01547-06408	01547-06408	01547-06408	01547-06408	01547-06408	01547-06408	BOLT, clutch covr	1		
25	01547-06258	01547-06258	01547-06258	01547-06258	01547-06258	01547-06258	BOLT, engine pulley cover	2		
26	11332HN9100	11332HN9100	11332HN9100	11332HN9100	11332HN9100	11332HN9100	LENS, oil level check	1		
27	11341SN9101CR	11341SN9101CR	11341SN9101CR	11341SN9101CR	11341SN9101CR	11341SN9101CR	COV CLUTCH, outer	1		5
28	09168H06019	09168H06019	09168H06019	09168H06019	09168H06019	09168H06019	GASKET, magneto cover bolt	1		
29	08321-31068	08321-31068	08321-31068	08321-31068	08321-31068	08321-31068	WASHER, lock	2		
30	13353HP9401	13353HP9401	13353HP9401	13353HP9401	13353HP9401	13353HP9401	BRACKET, carburetor adjust	2		

FIG 6

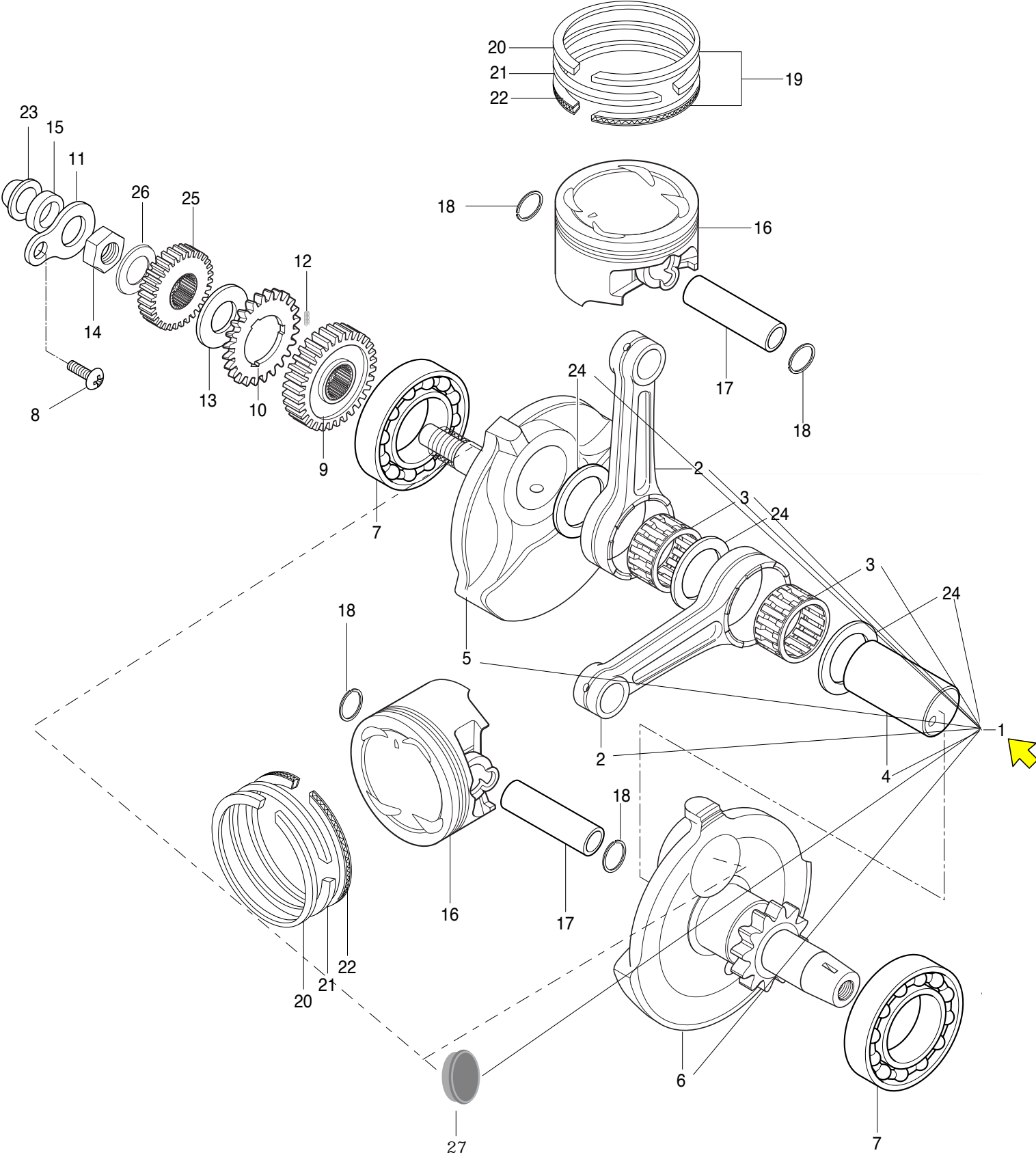


FIG 6. CRANK SHAFT

REF. NO.	DOMESTIC	REU/RF/RC/RS	REU02 25KM	RIL01	PART NUMBER		RUS01	PART NAME	Q'TY	REMARKS	REC.Q'TY (PCS)
					RIL02 25KM						
1	12200HN9100HPA	12200HN9100HPA	12200HN9100HPA	12200HN9100HPA	12200HN9100HPA	12200HN9100HPA	12200HN9100HPA	CRANK SHAFT ASS'Y	1		2
2	12161HN9101	12161HN9101	12161HN9101	12161HN9101	12161HN9101	12161HN9101	12161HN9101	ROD, connecting	2		
3	09263H37001	09263H37001	09263H37001	09263H37001	09263H37001	09263H37001	09263H37001	BEARING, crank pin	2		
4	12211HN9100	12211HN9100	12211HN9100	12211HN9100	12211HN9100	12211HN9100	12211HN9100	PIN COMP, crank	1		
5	12221HN9102CSA	12221HN9102CSA	12221HN9102CSA	12221HN9102CSA	12221HN9102CSA	12221HN9102CSA	12221HN9102CSA	CRANK SHAFT, R	1		
6	12261HN9102CSA	12261HN9102CSA	12261HN9102CSA	12261HN9102CSA	12261HN9102CSA	12261HN9102CSA	12261HN9102CSA	CRANK SHAFT, L	1		
7	08113-63070	08113-63070	08113-63070	08113-63070	08113-63070	08113-63070	08113-63070	BEARING, crank shaft	2		5
8	02112-06126	02112-06126	02112-06126	02112-06126	02112-06126	02112-06126	02112-06126	SCREW, crank shaft oil seal retainer	1		
9	21111HN9100	21111HN9100	21111HN9100	21111HN9100	21111HN9100	21111HN9100	21111HN9100	GEAR, primary drive	1		
10	21112HN9100	21112HN9100	21112HN9100	21112HN9100	21112HN9100	21112HN9100	21112HN9100	GEAR, primary drive NO.2	1		
11	12281HN9100	12281HN9100	12281HN9100	12281HN9100	12281HN9100	12281HN9100	12281HN9100	RETAINER, crank shaft oil seal	1		
12	21114-35C00	21114-35C00	21114-35C00	21114-35C00	21114-35C00	21114-35C00	21114-35C00	SPRING, primary drive gear	3		
13	08211-22422	08211-22422	08211-22422	08211-22422	08211-22422	08211-22422	08211-22422	WASHER, primary drive gear thrust	1		1
14	09140H18001	09140H18001	09140H18001	09140H18001	09140H18001	09140H18001	09140H18001	NUT, primary drive gear	1		
15	09282-12001	09282-12001	09282-12001	09282-12001	09282-12001	09282-12001	09282-12001	SEAL, crank shaft oil RH	1		5
16	12111HN9101	12111HN9101	12111HN9101	12111HN9101	12111HN9101	12111HN9101	12111HN9101	PISTON	2		7
17	12151HN9101	12151HN9101	12151HN9101	12151HN9101	12151HN9101	12151HN9101	12151HN9101	PIN, piston	2		2
18	09381H20001	09381H20001	09381H20001	09381H20001	09381H20001	09381H20001	09381H20001	CIRCLIP, piston pin	4		
19	12140HN9100	12140HN9100	12140HN9100	12140HN9100	12140HN9100	12140HN9100	12140HN9100	RINGSET, piston	2	NOT SALE	
20	12141HN9100	12141HN9100	12141HN9100	12141HN9100	12141HN9100	12141HN9100	12141HN9100	RING, piston 1st	2		10
21	12142HN9100	12142HN9100	12142HN9100	12142HN9100	12142HN9100	12142HN9100	12142HN9100	RING, piston 2nd	2		10
22	12144HN9100	12144HN9100	12144HN9100	12144HN9100	12144HN9100	12144HN9100	12144HN9100	RING, piston oil	2		10
23	12291HN9100	12291HN9100	12291HN9100	12291HN9100	12291HN9100	12291HN9100	12291HN9100	JET, crank shaft RH	1		1
24	09160H37001	09160H37001	09160H37001	09160H37001	09160H37001	09160H37001	09160H37001	WASHER, conrod thrust	3		
25	17511HN9103	17511HN9103	17511HN9103	17511HN9103	17511HN9103	17511HN9103	17511HN9103	GEAR, water pump drive	1		
26	09164H18001	09164H18001	09164H18001	09164H18001	09164H18001	09164H18001	09164H18001	WASHER, water pump drive gear lock	1		
27	12212HN9100	12212HN9100	12212HN9100	12212HN9100	12212HN9100	12212HN9100	12212HN9100	PLUG, crank pin	2		

FIG.7

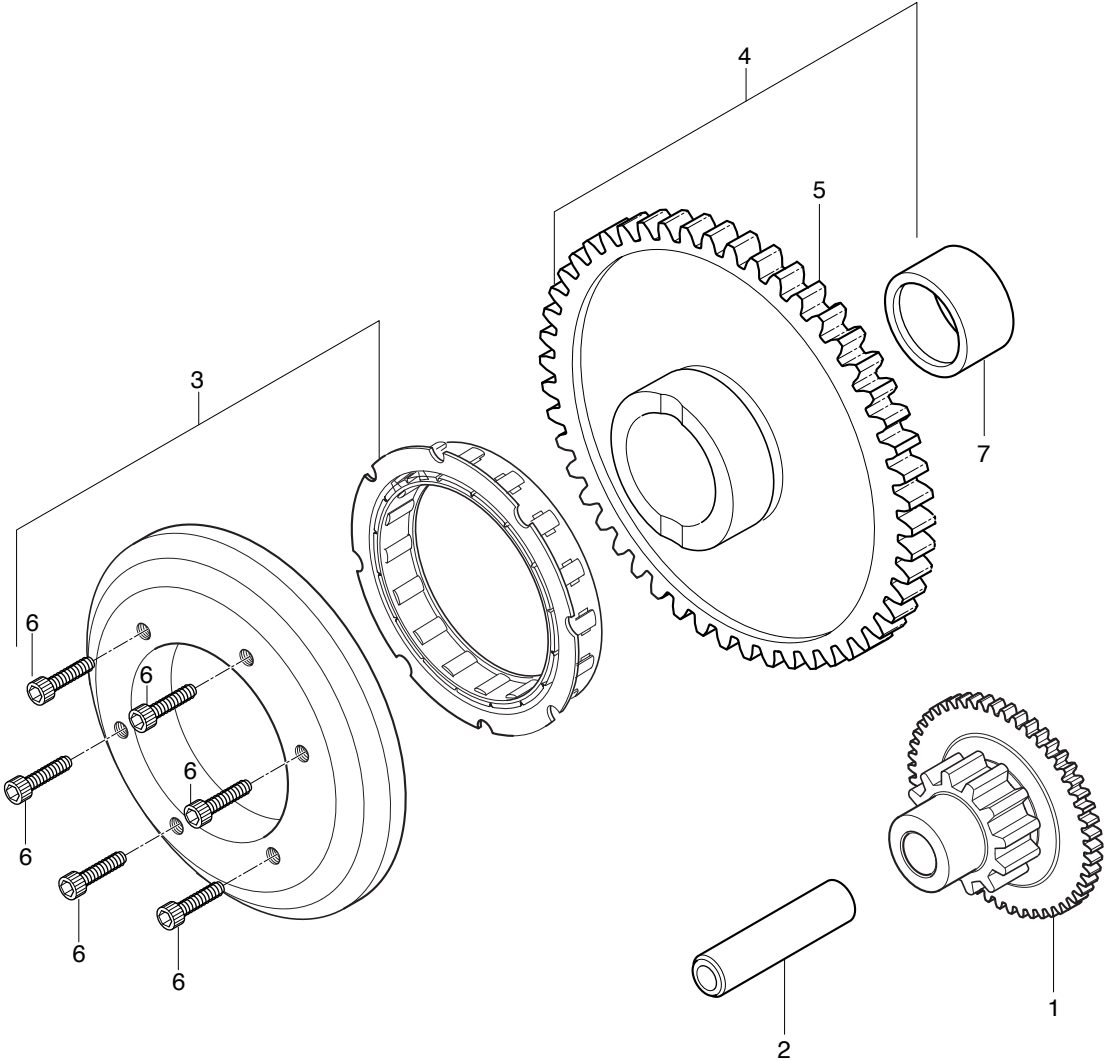


FIG 7. STARTER CLUTCH

REF. NO.	DOMESTIC	REU/RF/RG/RS	REU02 25KM	RIL01	PART NUMBER		RUS01	PART NAME	Q'TY	REMARKS	REC.Q'TY (PCS)
					RIL02 25KM						
1	12611HN9100	12611HN9100	12611HN9100	12611HN9100	12611HN9100	12611HN9100	12611HN9100	GEAR, starter idle	1		
2	12612HN9100	12612HN9100	12612HN9100	12612HN9100	12612HN9100	12612HN9100	12612HN9100	PN,starter idle gear	1		
3	12614HN9100	12614HN9100	12614HN9100	12614HN9100	12614HN9100	12614HN9100	12614HN9100	CLUTCH, starter one way	1		
4	12620HN9101	12620HN9101	12620HN9101	12620HN9101	12620HN9101	12620HN9101	12620HN9101	GEAR COMP, starter clutch	1		
5	12620HN9101	12620HN9101	12620HN9101	12620HN9101	12620HN9101	12620HN9101	12620HN9101	GEAR, starter clutch	1	NOT SALE	
6	07110-08168	07110-08168	07110-08168	07110-08168	07110-08168	07110-08168	07110-08168	BOLT, starter clutch	6		
7	09304H27001	09304H27001	09304H27001	09304H27001	09304H27001	09304H27001	09304H27001	BUSH, starter clutch gear	1	NOT SALE	

FIG. 8

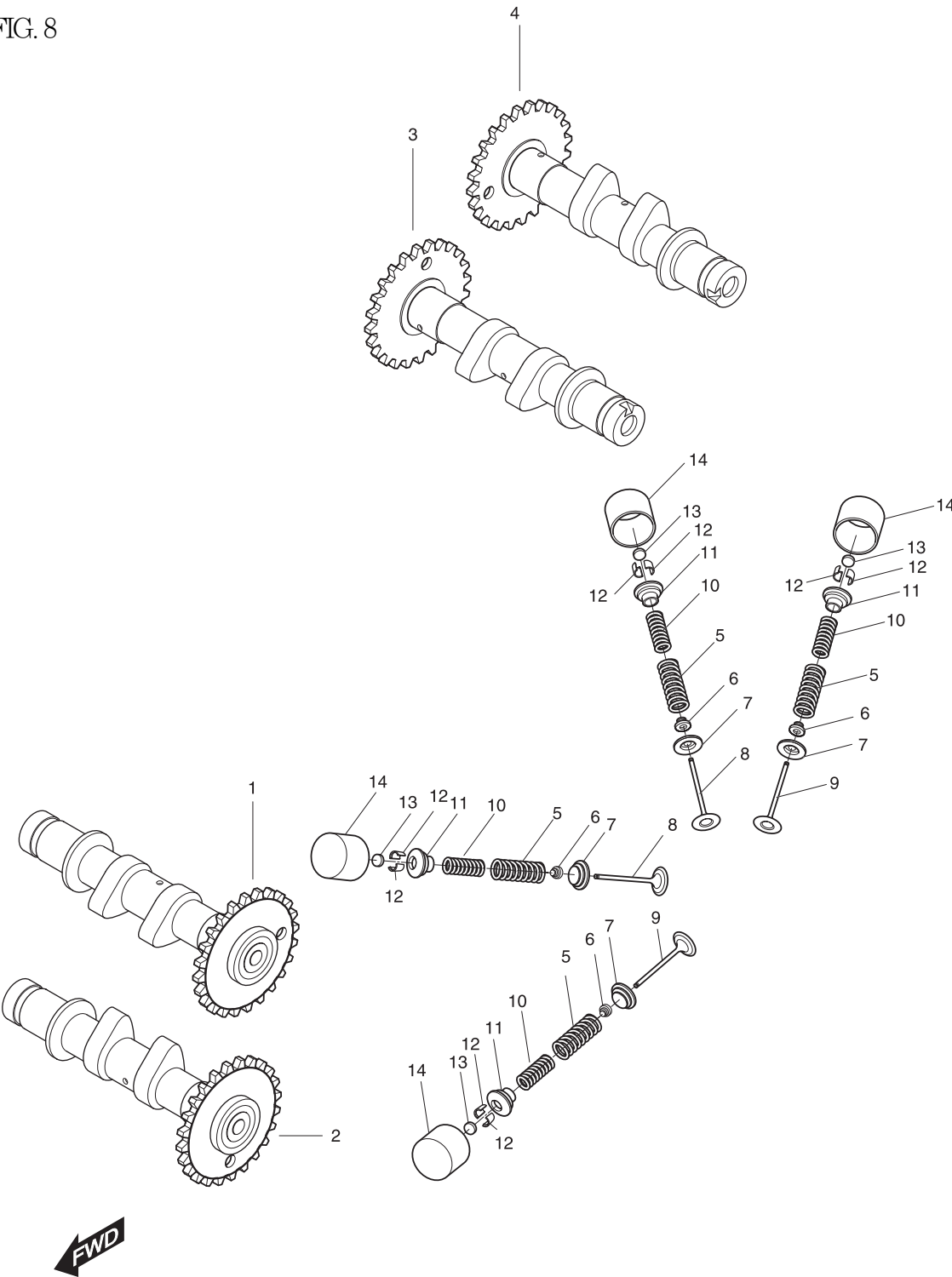


FIG 8. CAMSHAFT / VALVE

REF. NO.	DOMESTIC	REU/RF/RC/RS	REU02 25KM	RIL01	PART NUMBER		RUS01	PART NAME	Q'TY	REMARKS	REC.Q'TY (PCS)
					RIL02 25KM						
1	12710HN9100HPA	12710HN9100HPA	12710HN9100HPA	12710HN9100HPA	12710HN9100HPA	12710HN9100HPA	12710HN9100HPA	CAMSHAFT ASS'Y, front intake	1		3
2	12730HN9100HPA	12730HN9100HPA	12730HN9100HPA	12730HN9100HPA	12730HN9100HPA	12730HN9100HPA	12730HN9100HPA	CAMSHAFT ASS'Y, front exhaust	1		3
3	12720HN9100HPA	12720HN9100HPA	12720HN9100HPA	12720HN9100HPA	12720HN9100HPA	12720HN9100HPA	12720HN9100HPA	CAMSHAFT ASS'Y, rear intake	1		3
4	12740HN9100HPA	12740HN9100HPA	12740HN9100HPA	12740HN9100HPA	12740HN9100HPA	12740HN9100HPA	12740HN9100HPA	CAMSHAFT ASS'Y, rear exhaust	1		3
5	12922HN9100	12922HN9100	12922HN9100	12922HN9100	12922HN9100	12922HN9100	12922HN9100	SPRING, valve outer	8		2
6	09289H04002	09289H04002	09289H04002	09289H04002	09289H04002	09289H04002	09289H04002	SEAL, valve stem oil	8		
7	12933HN9100	12933HN9100	12933HN9100	12933HN9100	12933HN9100	12933HN9100	12933HN9100	SEAT, valve spring	8		
8	12911HN9100	12911HN9100	12911HN9100	12911HN9100	12911HN9100	12911HN9100	12911HN9100	VALVE, intake	4		2
9	12912HN9100	12912HN9100	12912HN9100	12912HN9100	12912HN9100	12912HN9100	12912HN9100	VALVE, exhaust	4		2
10	12921HN9101	12921HN9101	12921HN9101	12921HN9101	12921HN9101	12921HN9101	12921HN9101	SPRING, valve inner	8		2
11	12931HN9100	12931HN9100	12931HN9100	12931HN9100	12931HN9100	12931HN9100	12931HN9100	RETAINER, valve spring	8		
12	12932HJ8200	12932HJ8200	12932HJ8200	12932HJ8200	12932HJ8200	12932HJ8200	12932HJ8200	COTTER, valve	16		
13	12892-05C00170	12892-05C00170	12892-05C00170	12892-05C00170	12892-05C00170	12892-05C00170	12892-05C00170	SHIM, tappet (size 120-220)	8		
14	12881HN9100	12881HN9100	12881HN9100	12881HN9100	12881HN9100	12881HN9100	12881HN9100	TAPPET	8		

FIG. 9

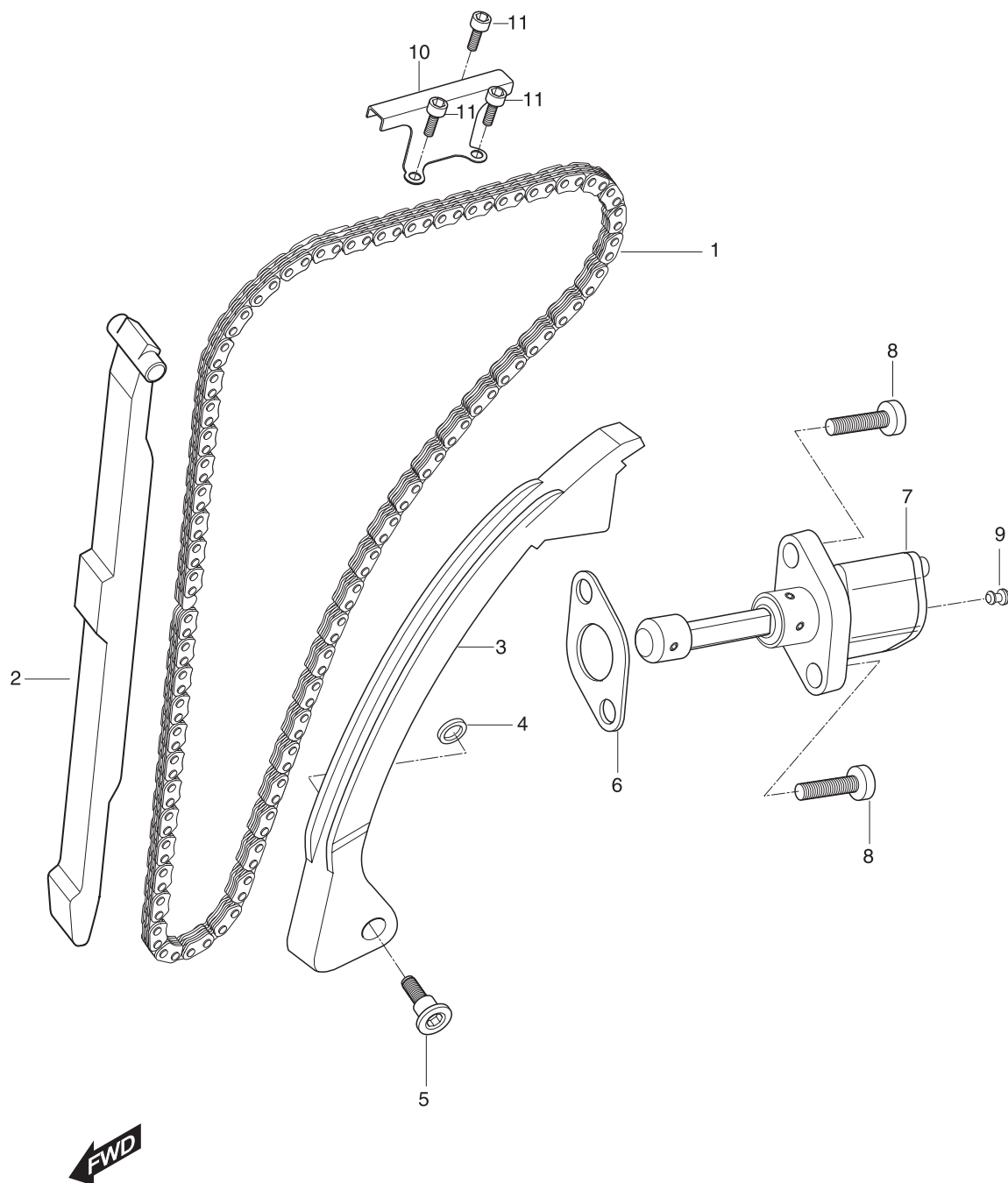


FIG 9. CAM CHAIN

REF. NO.	DOMESTIC	REU/RF/RG/RS	REU02 25KM	RIL01	PART NUMBER RIL02 25KM	RUS01	PART NAME	Q'TY	REMARKS	REC.Q'TY (PCS)
1	12760HN9100	12760HN9100	12760HN9100	12760HN9100	12760HN9100	12760HN9100	CHAIN COMP, camshaft drive	2		
2	12771HN9100	12771HN9100	12771HN9100	12771HN9100	12771HN9100	12771HN9100	GUIDE, camchain NO.1	2		
3	12811HN9100	12811HN9100	12811HN9100	12811HN9100	12811HN9100	12811HN9100	TENSIONER, camchain	2		
4	08211-06181	08211-06181	08211-06181	08211-06181	08211-06181	08211-06181	WASHER, camchain tensioner bolt	2		
5	12812H35C00	12812H35C00	12812H35C00	12812H35C00	12812H35C00	12812H35C00	BOLT, camchain tensioner	1		
5-1	12812HN9101	12812HN9101	12812HN9101	12812HN9101	12812HN9101	12812HN9101	BOLT, camchain tensioner (magneto)	1		
6	12837H31321	12837H31321	12837H31321	12837H31321	12837H31321	12837H31321	GASKET, tensioner adjuster	2		2
7	12830HN9102	12830HN9102	12830HN9102	12830HN9102	12830HN9102	12830HN9102	ADJUSTER ASS'Y, tensioner	2		
8	07110-06208	07110-06208	07110-06208	07110-06208	07110-06208	07110-06208	BOLT, tensioner adjuster	4		
9	12839-38200	12839-38200	12839-38200	12839-38200	12839-38200	12839-38200	PLUG, adjuster	2		
10	12782HN9100	12782HN9100	12782HN9100	12782HN9100	12782HN9100	12782HN9100	GUIDE, camchain No.2	2		
11	07110-06108	07110-06108	07110-06108	07110-06108	07110-06108	07110-06108	BOLT, camchain guide No.2	6		

FIG. 10

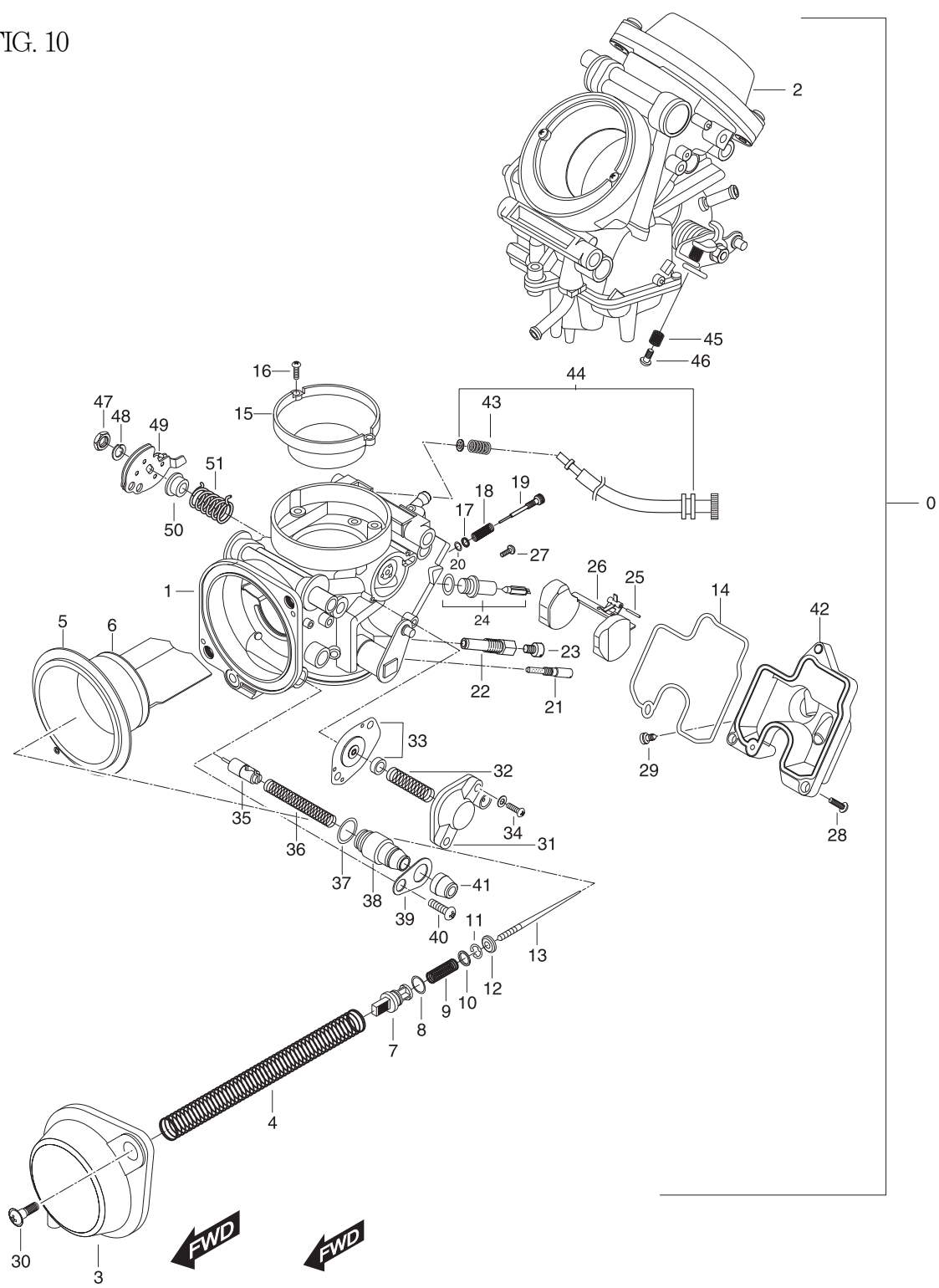


FIG 10. CARBURETOR ASSY

REF. NO.	DOMESTIC	REU/RF/RC/RS	REU02 25KM	RIL01	PART NUMBER RIL02 25KM	RUS01	PART NAME	Q'TY	REMARKS	REC.Q'TY (PCS)
0	13200HP9500	13200HP9500	13200HP9580	13200HP9500	13200HP9580	13200HP9500	CARBURATOR ASS'Y	1		3
1	13301HN9100	13301HN9100	13301HN9100	13301HN9100	13301HN9100	13301HN9100	MIXING BODY ASSY	1		
2	13302HN9100	13302HN9100	13302HN9100	13302HN9100	13302HN9100	13302HN9100	MIXING BODY ASSY	1		
3	13310HN9100	13310HN9100	13310HN9100	13310HN9100	13310HN9100	13310HN9100	DIAPHRAGM COVER	2		
4	13311HN9100	13311HN9100	13311HN9100	13311HN9100	13311HN9100	13311HN9100	COMPRESSION SPRING	2		
5	13338HN9100	13338HN9100	13338HN9100	13338HN9100	13338HN9100	13338HN9100	DIAPHRAGM	2		
6	13551HN9100	13551HN9100	13551HN9150	13551HN9100	13551HN9150	13551HN9100	PISTON VALVE(-9150 =>25KM)	2		
7	13312HN9100	13312HN9100	13312HN9100	13312HN9100	13312HN9100	13312HN9100	HOLDER	2		
8	13313HN9100	13313HN9100	13313HN9100	13313HN9100	13313HN9100	13313HN9100	O-RING	2		
9	13314HN9100	13314HN9100	13314HN9100	13314HN9100	13314HN9100	13314HN9100	COMPRESSION SPRING	2		
10	13316HN9100	13316HN9100	13316HN9100	13316HN9100	13316HN9100	13316HN9100	WASHER	2		
11	13315HG5100	13315HG5100	13315HG5100	13315HG5100	13315HG5100	13315HG5100	E-RING	2		
12	13305HN9100	13305HN9100	13305HN9100	13305HN9100	13305HN9100	13305HN9100	RING	2		
13	13333HP9500	13333HP9500	13333HP9500	13333HP9500	13333HP9500	13333HP9500	JET NEEDLE(N)	2		
14	13323HN9100	13323HN9100	13323HN9100	13323HN9100	13323HN9100	13323HN9100	O-RING	2		
15	13339HN9100	13339HN9100	13339HN9100	13339HN9100	13339HN9100	13339HN9100	FUNNER	2		
16	13320HN9100	13320HN9100	13320HN9100	13320HN9100	13320HN9100	13320HN9100	SCREW	4		
17	13309HG5100	13309HG5100	13309HG5100	13309HG5100	13309HG5100	13309HG5100	WASHER	2		
18	13307HN9100	13307HN9100	13307HN9100	13307HN9100	13307HN9100	13307HN9100	COMPRESSION SPRING	2		
19	13308HP9400	13308HP9400	13308HP9400	13308HP9400	13308HP9400	13308HP9400	ADJUSTER (PS)	2		
20	13306HG5100	13306HG5100	13306HG5100	13306HG5100	13306HG5100	13306HG5100	O-RING	2		
21	13365HN9100	13365HN9100	13365HN9100	13365HN9100	13365HN9100	13365HN9100	PILOT JET(PJ)	2		
22	13327HN9100	13327HN9100	13327HN9100	13327HN9100	13327HN9100	13327HN9100	JET HOLDER	2		
23	13324HN9100	13324HN9100	13324HN9100	13324HN9100	13324HN9100	13324HN9100	MAIN JET (MJ)	2		
24	13375HN9100	13375HN9100	13375HN9100	13375HN9100	13375HN9100	13375HN9100	NEEDLE VALVE ASSY(VS)	2		
25	13378HN9100	13378HN9100	13378HN9100	13378HN9100	13378HN9100	13378HN9100	PIN	2		
26	13379HN9100	13379HN9100	13379HN9100	13379HN9100	13379HN9100	13379HN9100	FLOAT ASSY	2		
27	13377HG5100	13377HG5100	13377HG5100	13377HG5100	13377HG5100	13377HG5100	SCREW	2		
28	13354HG5100	13354HG5100	13354HG5100	13354HG5100	13354HG5100	13354HG5100	SCREW	6		
29	13376HN9100	13376HN9100	13376HN9100	13376HN9100	13376HN9100	13376HN9100	SCREW(REST)	2		
30	13326HN9100	13326HN9100	13326HN9100	13326HN9100	13326HN9100	13326HN9100	SCREW(REST)	4		
31	13332HN9100	13332HN9100	13332HN9100	13332HN9100	13332HN9100	13332HN9100	COVER ASS.Y	2		
32	13334HN9100	13334HN9100	13334HN9100	13334HN9100	13334HN9100	13334HN9100	COMPRESSION SPRING	2		
33	13335HN9100	13335HN9100	13335HN9100	13335HN9100	13335HN9100	13335HN9100	DIAPHRAGM ASSY	2		
34	13336HN9100	13336HN9100	13336HN9100	13336HN9100	13336HN9100	13336HN9100	SCREW	4		
35	13369HN9100	13369HN9100	13369HN9100	13369HN9100	13369HN9100	13369HN9100	PLUNGER ASSY	2		
36	13368HN9100	13368HN9100	13368HN9100	13368HN9100	13368HN9100	13368HN9100	COMPRESSION SPRING	2		
37	13370HN9100	13370HN9100	13370HN9100	13370HN9100	13370HN9100	13370HN9100	O-RING	2		
38	13367HN9100	13367HN9100	13367HN9100	13367HN9100	13367HN9100	13367HN9100	GUIDE HOLDER	2		
39	13337HN9100	13337HN9100	13337HN9100	13337HN9100	13337HN9100	13337HN9100	PLATE	2		
40	13374HN9100	13374HN9100	13374HN9100	13374HN9100	13374HN9100	13374HN9100	SCREW	2		

FIG. 10

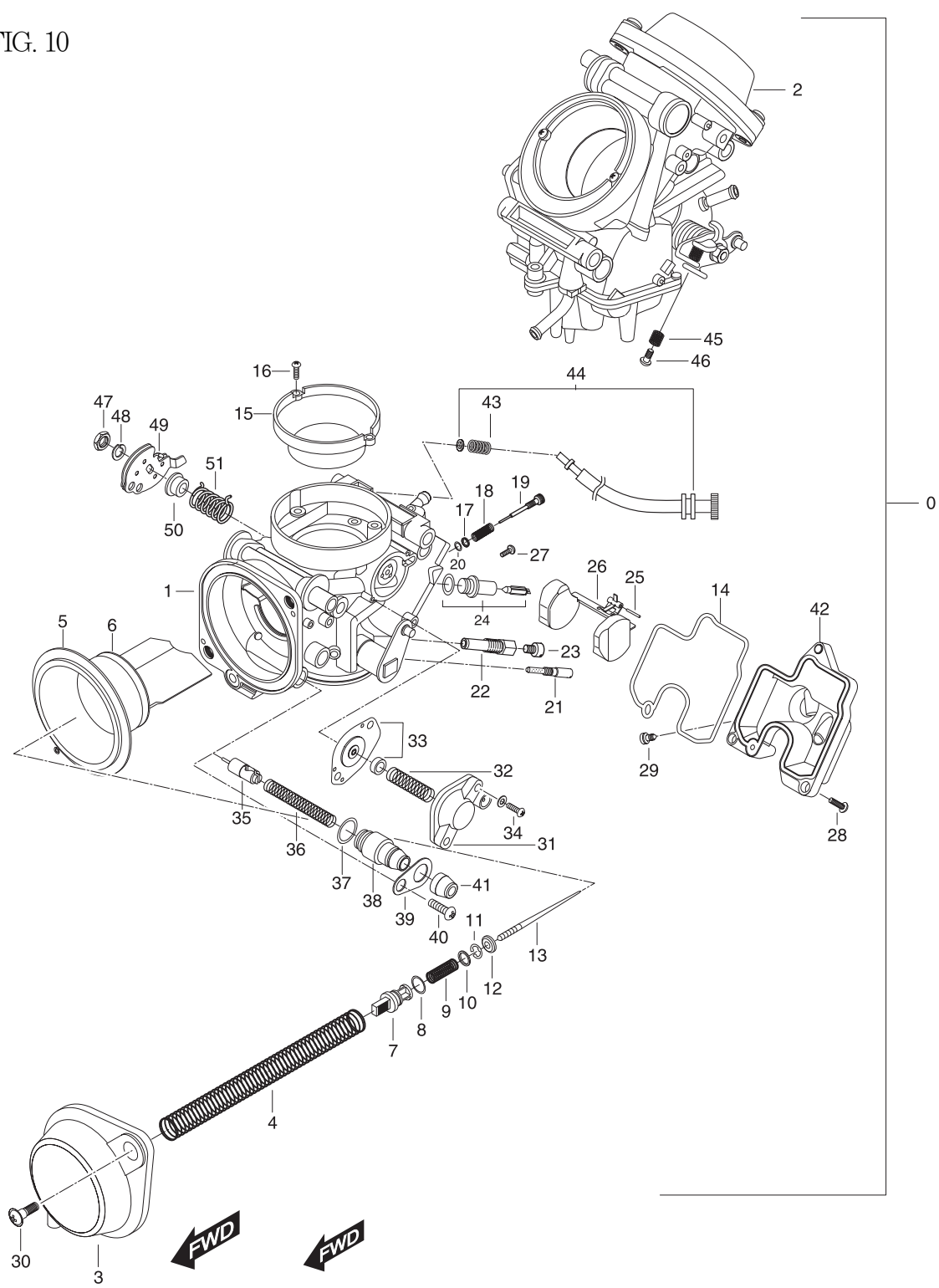


FIG 10-1. CARBURETOR ASSY

REF. NO.	DOMESTIC	REU/RF/RG/RS	REU02 25KM	RIL01	PART NUMBER RIL02 25KM	RUS01	PART NAME	Q'TY	REMARKS	REC.Q'TY (PCS)
41	13366HN9100	13366HN9100	13366HN9100	13366HN9100	13366HN9100	13366HN9100	CAP	2		
42	13352HN9100	13352HN9100	13352HN9100	13352HN9100	13352HN9100	13352HN9100	FLOAT BODY	2		
43	13386HN9100	13386HN9100	13386HN9100	13386HN9100	13386HN9100	13386HN9100	COMPRESSION SPRING	2		
44	13351HP9400	13351HP9400	13351HP9400	13351HP9400	13351HP9400	13351HP9400	ADJUSTER (GT650R)	2		
45	13356HN9100	13356HN9100	13356HN9100	13356HN9100	13356HN9100	13356HN9100	COMPRESSION SPRING	2		
16	13373HG5100	13373HG5100	13373HG5100	13373HG5100	13373HG5100	13373HG5100	SCREW	2		
47	13342HG5100	13342HG5100	13342HG5100	13342HG5100	13342HG5100	13342HG5100	NUT	2		
48	13343HG5100	13343HG5100	13343HG5100	13343HG5100	13343HG5100	13343HG5100	SPRING WASHER	2		
49	13340HN9100	13340HN9100	13340HN9100	13340HN9100	13340HN9100	13340HN9100	THROTTLE LEVER ASS'Y	2		
50	13319HN9100	13319HN9100	13319HN9100	13319HN9100	13319HN9100	13319HN9100	RING	2		
51	13344HN9100	13344HN9100	13344HN9100	13344HN9100	13344HN9100	13344HN9100	TORSING SPRING	2		

FIG. 11

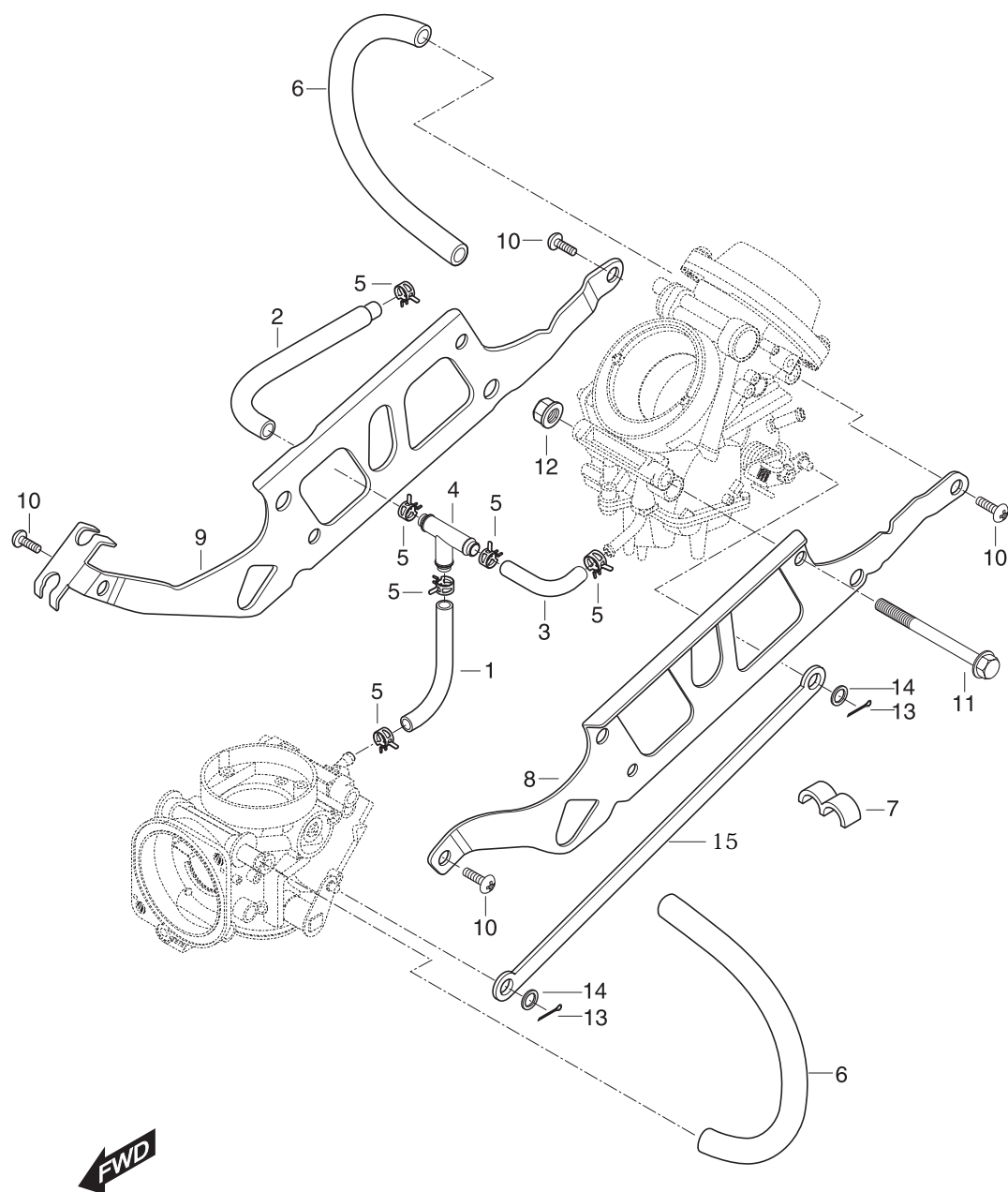


FIG 11. CARBURETOR FITTINGS

REF. NO.	DOMESTIC	REU/RF/RG/RS	REU02 25KM	RIL01	PART NUMBER RIL02 25KM	RUS01	PART NAME	Q'TY	REMARKS	REC.Q'TY (PCS)
1	13325HN9100	13325HN9100	13325HN9100	13325HN9100	13325HN9100	13325HN9100	HOSE	1		
2	44199HP9500	44199HP9500	44199HP9500	44199HP9500	44199HP9500	44199HP9500	HOSE FUEL	1		3
3	13330HN9100	13330HN9100	13330HN9100	13330HN9100	13330HN9100	13330HN9100	HOSE	1		
4	13360HG5100	13360HG5100	13360HG5100	13360HG5100	13360HG5100	13360HG5100	NIPPLE	1		
5	13383HN9100	13383HN9100	13383HN9100	13383HN9100	13383HN9100	13383HN9100	CLIP	4		
6	13329HN9100	13329HN9100	13329HN9100	13329HN9100	13329HN9100	13329HN9100	HOSE	2		
7	13385HN9100	13385HN9100	13385HN9100	13385HN9100	13385HN9100	13385HN9100	CLIP	1		
8	13328HN9100	13328HN9100	13328HN9100	13328HN9100	13328HN9100	13328HN9100	PLATE	1		
9	13341HN9100	13341HN9100	13341HN9100	13341HN9100	13341HN9100	13341HN9100	PLATE	1		
10	13384HN9100	13384HN9100	13384HN9100	13384HN9100	13384HN9100	13384HN9100	SCREW	4		
11	13353HN9100	13353HN9100	13353HN9100	13353HN9100	13353HN9100	13353HN9100	BOLT	2		
12	13318HN9100	13318HN9100	13318HN9100	13318HN9100	13318HN9100	13318HN9100	WASHER	1		
13	13347HN9100	13347HN9100	13347HN9100	13347HN9100	13347HN9100	13347HN9100	PIN	2		
14	13318HN9100	13318HN9100	13318HN9100	13318HN9100	13318HN9100	13318HN9100	WASHER	2		
15	13348HN9100	13348HN9100	13348HN9100	13348HN9100	13348HN9100	13348HN9100	LEVER ASSY	1		

FIG. 12

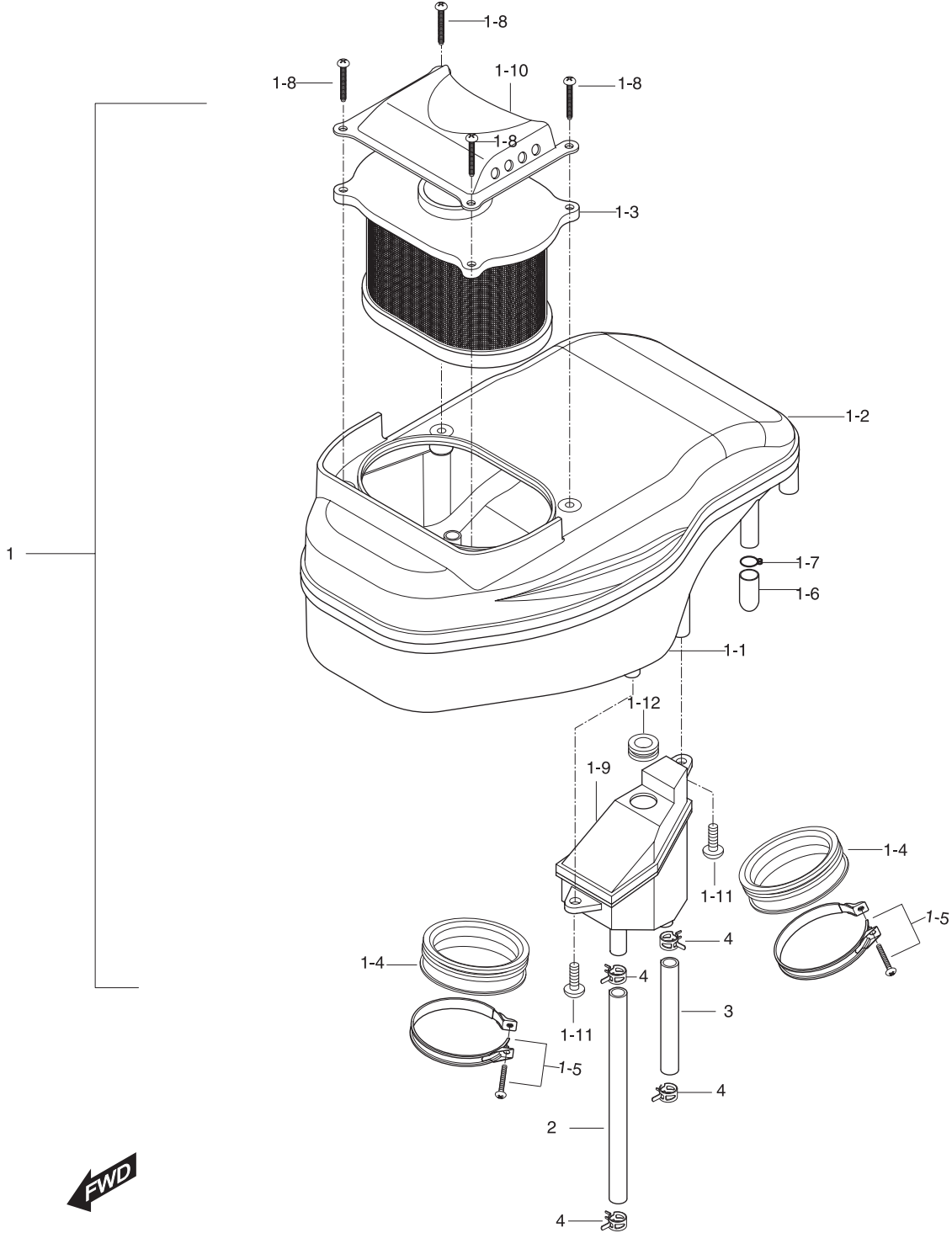


FIG 12. AIR CLEANER&CHAMBER

REF. NO.	DOMESTIC	REU/RE/RG/RS	REU02 25KM	RIL01	PART NUMBER RIL02 25KM	RUS01	PART NAME	Q'TY	REMARKS	REC.Q'TY (PCS)
1	13700HP9501	13700HP9501	13700HP9501	13700HP9501	13700HP9501	13700HP9501	CLEANER ASS'Y, air	1		3
1-1	13720HP9500	13720HP9500	13720HP9500	13720HP9500	13720HP9500	13720HP9500	CASE, air cleaner	1		
1-2	13740HP9500	13740HP9500	13740HP9500	13740HP9500	13740HP9500	13740HP9500	CAP COMP, air cleaner	1		
1-3	13780HM8100	13780HM8100	13780HM8100	13780HM8100	13780HM8100	13780HM8100	FILTER COMP, air cleaner	1		10
1-4	13871HN9100	13871HN9100	13871HN9100	13871HN9100	13871HN9100	13871HN9100	TUBE, outlet front	2		
1-5	09402-74207	09402-74207	09402-74207	09402-74207	09402-74207	09402-74207	CLAMP, outlet tube	2		
1-6	13895HF4500	13895HF4500	13895HF4500	13895HF4500	13895HF4500	13895HF4500	PLUG, oil drain	1		
1-7	09401-14301	09401-14301	09401-14301	09401-14301	09401-14301	09401-14301	CLIP, oil drain plug	1		
1-8	02142-05165	02142-05165	02142-05165	02142-05165	02142-05165	02142-05165	SCREW, air cleaner filter	4		
1-9	16810HN9101	16810HN9101	16810HN9101	16810HN9101	16810HN9101	16810HN9101	TANK ASS'Y, breather oil return	1		
1-10	13881HN9100	13881HN9100	13881HN9100	13881HN9100	13881HN9100	13881HN9100	GUIDE, air cleaner inlet	1		
1-11	03241-05168	03241-05168	03241-05168	03241-05168	03241-05168	03241-05168	SCREW	2		
1-12	09320-12029	09320-12029	09320-12029	09320-12029	09320-12029	09320-12029	CUSHION, oil return tank	1		
2	16821HN9101	16821HN9101	16821HN9101	16821HN9101	16821HN9101	16821HN9101	HOSE, breather oil return No.1	1		
3	16831HP9500	16831HP9500	16831HP9500	16831HP9500	16831HP9500	16831HP9500	HOSE, breather oil return No.2	1		3
4	09401HI14401	09401HI14401	09401HI14401	09401HI14401	09401HI14401	09401HI14401	CLAMP, breather oil return	4		

FIG. 13

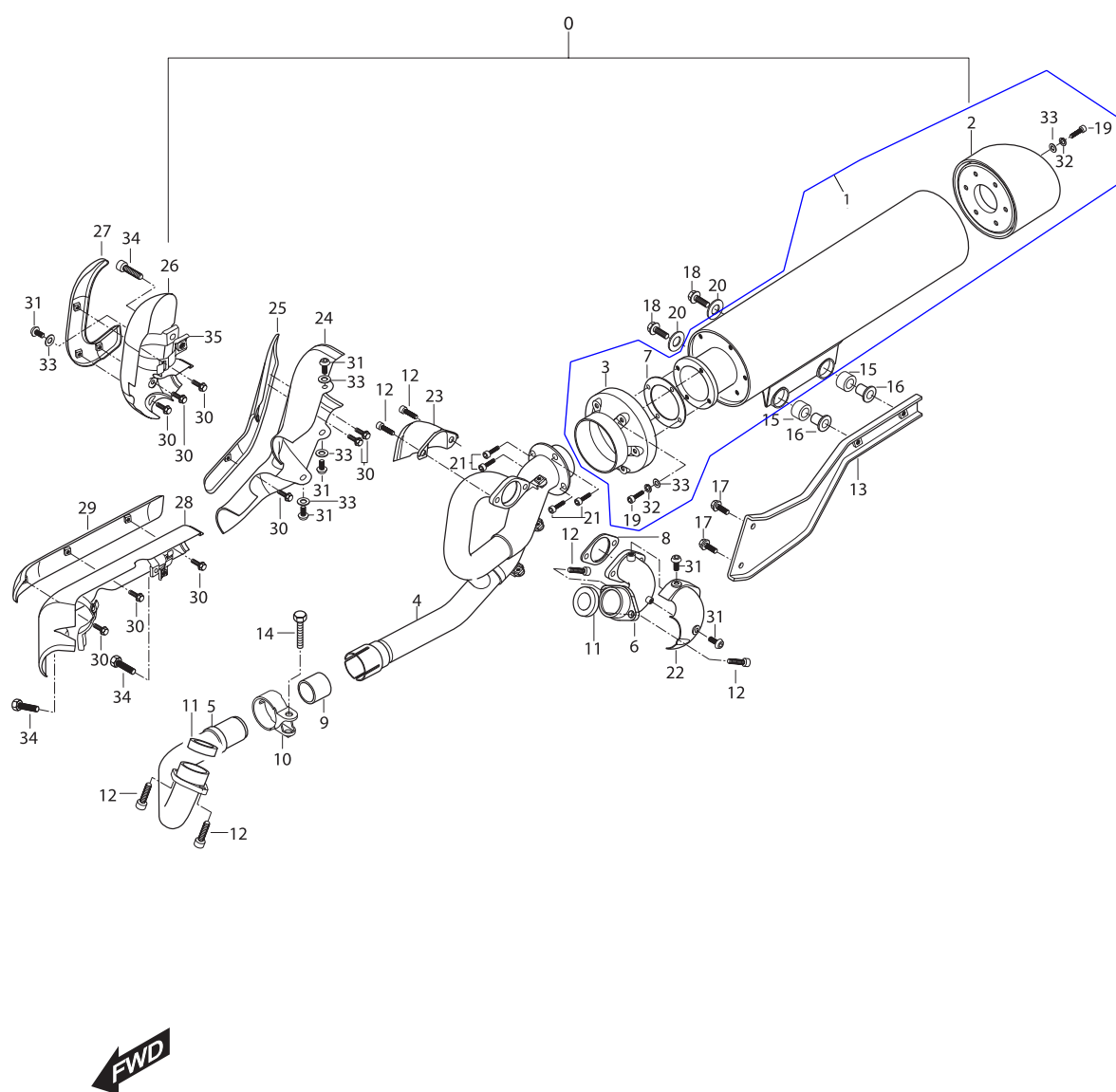


FIG 13. MUFFLER

REF. NO.	DOMESTIC	REU/RE/RC/RS	REU02 25KM	RIL01	PART NUMBER		RUS01	PART NAME	Q'TY	REMARKS	REC.Q'TY (PCS)
					RIL02 25KM						
0	14310HP9502PLH	14310HP9502PLH	14310HP9502PLH	14310HP9502PLH	14310HP9502PLH	14310HP9502PLH	14310HP9502PLH	MUFFLER COMP	1		
1	14310HP9502	14310HP9502	14310HP9502	14310HP9502	14310HP9502	14310HP9502	14310HP9502	BODY COMP, muffler	1		10
2	14790HP9500	14790HP9500	14790HP9500	14790HP9500	14790HP9500	14790HP9500	14790HP9500	COVER COMP, muffler rear	1		10
3	14780HP9500	14780HP9500	14780HP9500	14780HP9500	14780HP9500	14780HP9500	14780HP9500	COVER, muffler front	7		7
4	14170HP95020BF	14170HP95020BF	14170HP95020BF	14170HP95020BF	14170HP95020BF	14170HP95020BF	14170HP95020BF	PIPE COMP, exhaust joint	1		3
5	14150HP95020BF	14150HP95020BF	14150HP95020BF	14150HP95020BF	14150HP95020BF	14150HP95020BF	14150HP95020BF	PIPE COMP, exhaust front	1		3
6	14160HP95030BF	14160HP95030BF	14160HP95030BF	14160HP95030BF	14160HP95030BF	14160HP95030BF	14160HP95030BF	PIPE COMP, exhaust rear	1		3
7	14314HP9500	14314HP9500	14314HP9500	14314HP9500	14314HP9500	14314HP9500	14314HP9500	GASKET, muffler body connector	1		
8	14182HP9500	14182HP9500	14182HP9500	14182HP9500	14182HP9500	14182HP9500	14182HP9500	GASKET, exhaust rear pipe connector	1		
9	14773HN9100	14773HN9100	14773HN9100	14773HN9100	14773HN9100	14773HN9100	14773HN9100	GASKET, exhaust front pipe connector	1		10
10	14770HN91010BF	14770HN91010BF	14770HN91010BF	14770HN91010BF	14770HN91010BF	14770HN91010BF	14770HN91010BF	CONNECTOR, exhaust front pipe	1		3
11	14181HN9101	14181HN9101	14181HN9101	14181HN9101	14181HN9101	14181HN9101	14181HN9101	GASKET, exhaust	2		
12	07110-08258	07110-08258	07110-08258	07110-08258	07110-08258	07110-08258	07110-08258	BOLT, gasket	6		
13	14410HP9502	14410HP9502	14410HP9502	14410HP9502	14410HP9502	14410HP9502	14410HP9502	BRACKET, muffler support NO.1.	1		
14	01517-08358	01517-08358	01517-08358	01517-08358	01517-08358	01517-08358	01517-08358	BOLT, exhaust front pipe connector	1		
15	09320H12059	09320H12059	09320H12059	09320H12059	09320H12059	09320H12059	09320H12059	CUSHION, muffler support bracket	2		
16	41160HN9101	41160HN9101	41160HN9101	41160HN9101	41160HN9101	41160HN9101	41160HN9101	SPACER COMP, muffler support BKT	2		
17	01134-08258	01134-08258	01134-08258	01134-08258	01134-08258	01134-08258	01134-08258	BOLT, muffler support bracket frame	2		
18	09160-08002	09160-08002	09160-08002	09160-08002	09160-08002	09160-08002	09160-08002	BOLT, muffler support bracket body	2		
19	09106H06001	09106H06001	09106H06001	09106H06001	09106H06001	09106H06001	09106H06001	BOLT, muffler cover	12		3
20	09160-08002	09160-08002	09160-08002	09160-08002	09160-08002	09160-08002	09160-08002	WASHER, muffler support bracket body	2		
21	09106-06030	09106-06030	09106-06030	09106-06030	09106-06030	09106-06030	09106-06030	BOLT, muffler support bracket body	4		
22	14741HP9500	14741HP9500	14741HP9500	14741HP9500	14741HP9500	14741HP9500	14741HP9500	COVER COMP, exhaust joint pipe NO.3	1		
23	14751HP9501	14751HP9501PLA	14751HP9501PLA	14751HP9501PLA	14751HP9501PLA	14751HP9501PLA	14751HP9501PLA	COVER, exhaust rear pipe	1		
24	14721HP9500PLA	14721HP9500PLA	14721HP9500PLA	14721HP9500PLA	14721HP9500PLA	14721HP9500PLA	14721HP9500PLA	COVER, exhaust joint pipe NO.1. inner	1		5
25	14722HP9500	14722HP9500	14722HP9500	14722HP9500	14722HP9500	14722HP9500	14722HP9500	COVER, exhaust joint pipe NO.1. outer	1		
26	14731HP9500PLA	14731HP9500PLA	14731HP9500PLA	14731HP9500PLA	14731HP9500PLA	14731HP9500PLA	14731HP9500PLA	COVER, exhaust joint pipe NO.2. inner	1		
27	14732HP9501	14732HP9501	14732HP9501	14732HP9501	14732HP9501	14732HP9501	14732HP9501	COVER, exhaust joint pipe NO.2. outer	1		
28	14711HP9501PLA	14711HP9501PLA	14711HP9501PLA	14711HP9501PLA	14711HP9501PLA	14711HP9501PLA	14711HP9501PLA	COVER COMP, exhaust front pipe inner	1		
29	14712HP9500	14712HP9500	14712HP9500	14712HP9500	14712HP9500	14712HP9500	14712HP9500	COVER COMP, exhaust front pipe outer	1		
30	01104-06065	01104-06065	01104-06065	01104-06065	01104-06065	01104-06065	01104-06065	BOLT, exhaust cover outer	9		
31	09119H06001	09119H06001	09119H06001	09119H06001	09119H06001	09119H06001	09119H06001	BOLT, exhaust rear pipe cover	4		
32	08321-21068	08321-21068	08321-21068	08321-21068	08321-21068	08321-21068	08321-21068	WASHER, muffler cover bolt	13		
33	08322-21068	08322-21068	08322-21068	08322-21068	08322-21068	08322-21068	08322-21068	WASHER, muffler cover bolt	16		
34	09106H06001	09106H06001	09106H06001	09106H06001	09106H06001	09106H06001	09106H06001	BOLT, exhaust pipe cover clamp	3		
35	14776HP9500	14776HP9500	14776HP9500	14776HP9500	14776HP9500	14776HP9500	14776HP9500	CLAMP, exhaust pipe cover outer	3		

FIG. 14

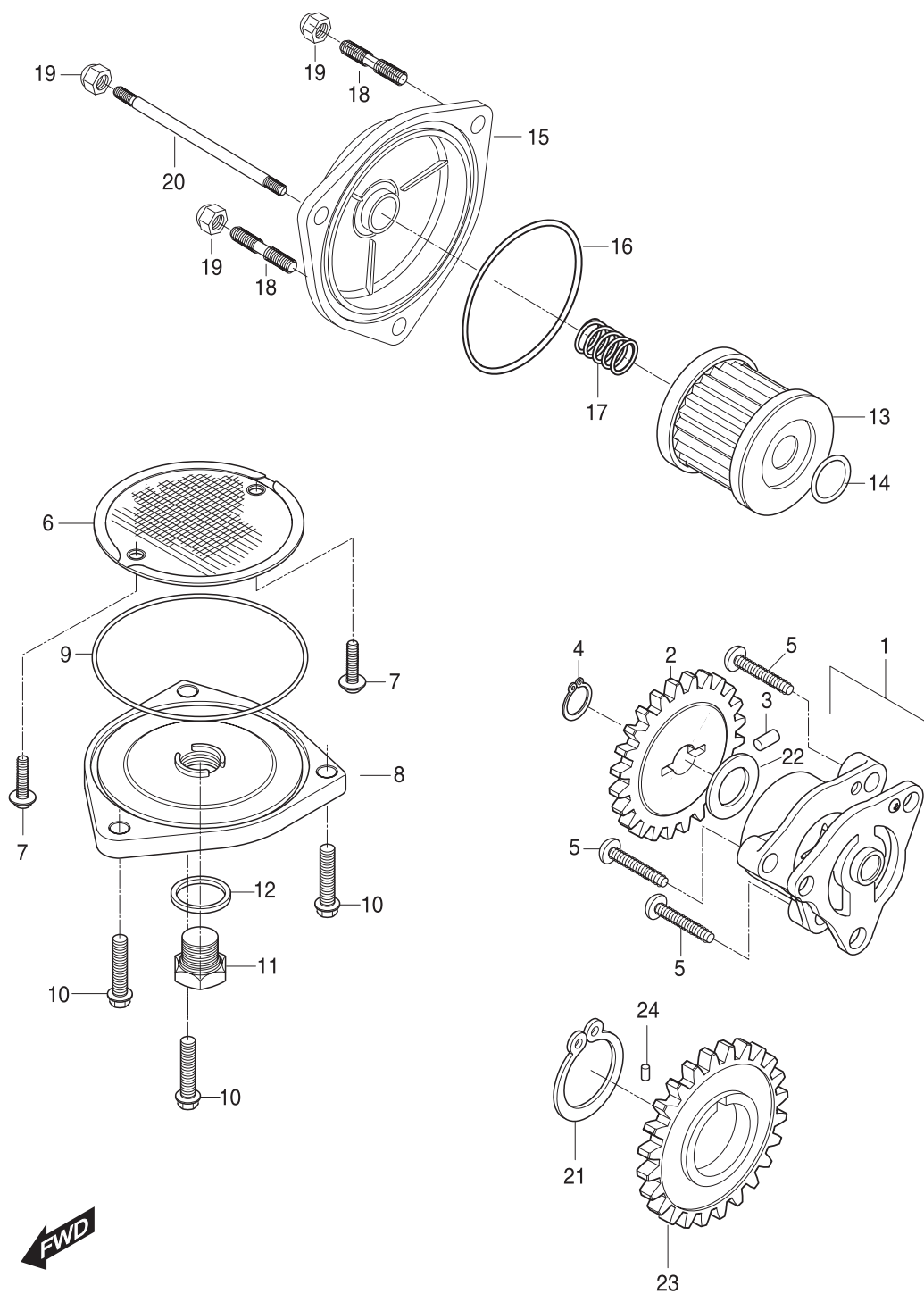


FIG 14. OIL PUMP

REF. NO.	DOMESTIC	REU/RF/RC/RS	REU02 25KM	RIL01	PART NUMBER RIL02 25KM	RUS01	PART NAME	Q'TY	REMARKS	REC.Q'TY (PCS)
1	16400HN9101	16400HN9101	16400HN9101	16400HN9101	16400HN9101	16400HN9101	PUMP ASS'Y, oil	1		2
2	16331HN9101	16331HN9101	16331HN9101	16331HN9101	16331HN9101	16331HN9101	GEAR, oil pump driven	1		
3	09261H06001	09261H06001	09261H06001	09261H06001	09261H06001	09261H06001	PN, oil pump driven gear	1		
4	08331-31389	08331-31389	08331-31389	08331-31389	08331-31389	08331-31389	CIRCLIP, oil pump driven gear	1		
5	02112-06258	02112-06258	02112-06258	02112-06258	02112-06258	02112-06258	SCREW, oil pump	3		3
6	16520HN9100	16520HN9100	16520HN9100	16520HN9100	16520HN9100	16520HN9100	STRAINER COMP, engine oil	1		
7	02112-95126	02112-95126	02112-95126	02112-95126	02112-95126	02112-95126	SCREW, engine oil strainer	2		
8	16523HN9100	16523HN9100	16523HN9100	16523HN9100	16523HN9100	16523HN9100	CAP, oil strainer	1		3
9	09280H82001	09280H82001	09280H82001	09280H82001	09280H82001	09280H82001	O-RING, oil strainer cap	1		5
10	01547-06208	01547-06208	01547-06208	01547-06208	01547-06208	01547-06208	BOLT, oil strainer cap	3		
11	09247-14002	09247-14002	09247-14002	09247-14002	09247-14002	09247-14002	PLUG, oil drain	1		
12	09168H14003	09168H14003	09168H14003	09168H14003	09168H14003	09168H14003	GASKET, drain plug	1		
13	16510HN9101	16510HN9101	16510HN9101	16510HN9101	16510HN9101	16510HN9101	FILTER COMP, engine oil	1		10
14	09280H16001	09280H16001	09280H16001	09280H16001	09280H16001	09280H16001	O-RING, oil filter	1		5
15	16512HN91010S1	16512HN91010S1	16512HN91010S1	16512HN91010S1	16512HN91010S1	16512HN91010S1	CAP, oil filter	1		
16	09280H69001	09280H69001	09280H69001	09280H69001	09280H69001	09280H69001	O-RING, oil filter cap	1		5
17	09440H18001	09440H18001	09440H18001	09440H18001	09440H18001	09440H18001	SPRING, oil filter cap	1		3
18	01421-06128	01421-06128	01421-06128	01421-06128	01421-06128	01421-06128	BOLT, oil filter cap stud	2		
19	08313-11068	08313-11068	08313-11068	08313-11068	08313-11068	08313-11068	NUT, oil filter cap	3		
20	01421-06758	01421-06758	01421-06758	01421-06758	01421-06758	01421-06758	BOLT, oil filter cap stud	1		
21	08331-31109	08331-31109	08331-31109	08331-31109	08331-31109	08331-31109	CIRCLIP, oil pump drive gear	1		
22	08221-10185	08221-10185	08221-10185	08221-10185	08221-10185	08221-10185	SHIM, oil pump driven gear	1		
23	16321HN9103	16321HN9103	16321HN9103	16321HN9103	16321HN9103	16321HN9103	GEAR, oil pump drive	1		
24	09261H06001	09261H06001	09261H06001	09261H06001	09261H06001	09261H06001	PN, oil pump drive gear	1		

FIG. 15

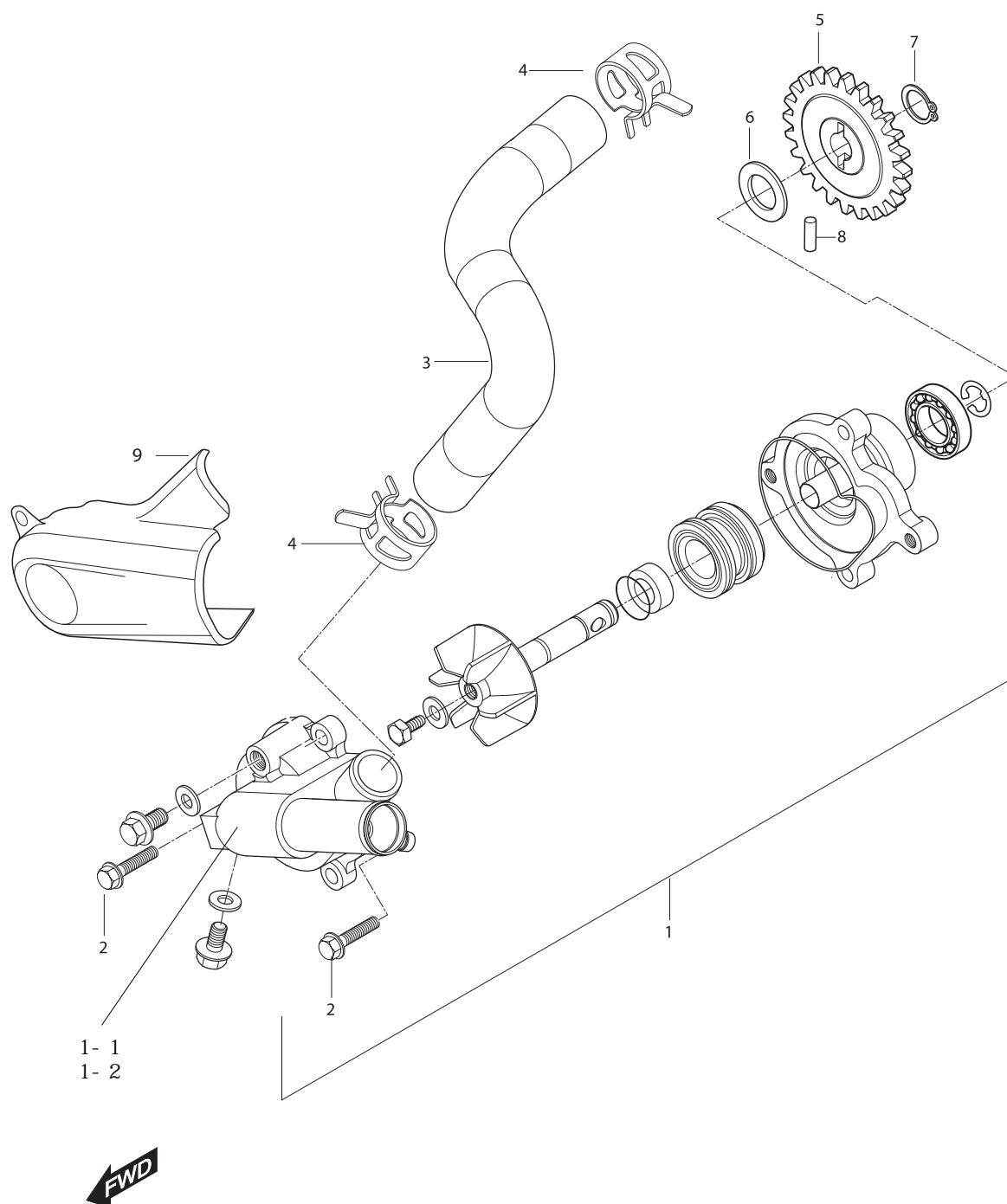


FIG 15. WATER PUMP

REF. NO.	DOMESTIC	REU/RF/RG/RS	REU02 25KM	RIL01	PART NUMBER		RUS01	PART NAME	Q'TY	REMARKS	REC.Q'TY (PCS)
					RIL02 25KM						
1	17400HN9101	17400HN9101	17400HN9101	17400HN9101	17400HN9101	17400HN9101	17400HN9101	PUMP ASS'Y, water	1		3
1-1	17410HN9100	17410HN9100	17410HN9100	17410HN9100	17410HN9100	17410HN9100	17410HN9100	CASE COMP,WATER PUMP	1		
1-2	17433HN9100	17433HN9100	17433HN9100	17433HN9100	17433HN9100	17433HN9100	17433HN9100	O-RING,WATER PUMP	1		
2	01547-06308	01547-06308	01547-06308	01547-06308	01547-06308	01547-06308	01547-06308	BOLT, water pump	2		
3	17491HN9100	17491HN9100	17491HN9100	17491HN9100	17491HN9100	17491HN9100	17491HN9100	HOSE, water pump outlet	1		3
4	09401H26402	09401H26402	09401H26402	09401H26402	09401H26402	09401H26402	09401H26402	CLAMP, water pump hose	2		
5	17521HN9102	17521HN9102	17521HN9102	17521HN9102	17521HN9102	17521HN9102	17521HN9102	GEAR, water pump driven	1		
6	08221-10185	08221-10185	08221-10185	08221-10185	08221-10185	08221-10185	08221-10185	SHIM, water pump driven gear	1		
7	08331-31109	08331-31109	08331-31109	08331-31109	08331-31109	08331-31109	08331-31109	CIRCLIP, water pump driven gear	1		
8	09261H04001	09261H04001	09261H04001	09261H04001	09261H04001	09261H04001	09261H04001	PN, water pump driven gear	1		
9	17480HP9500	17480HP9500	17480HP9500	17480HP9500	17480HP9500	17480HP9500	17480HP9500	COVER, water pump	1		5

FIG. 16

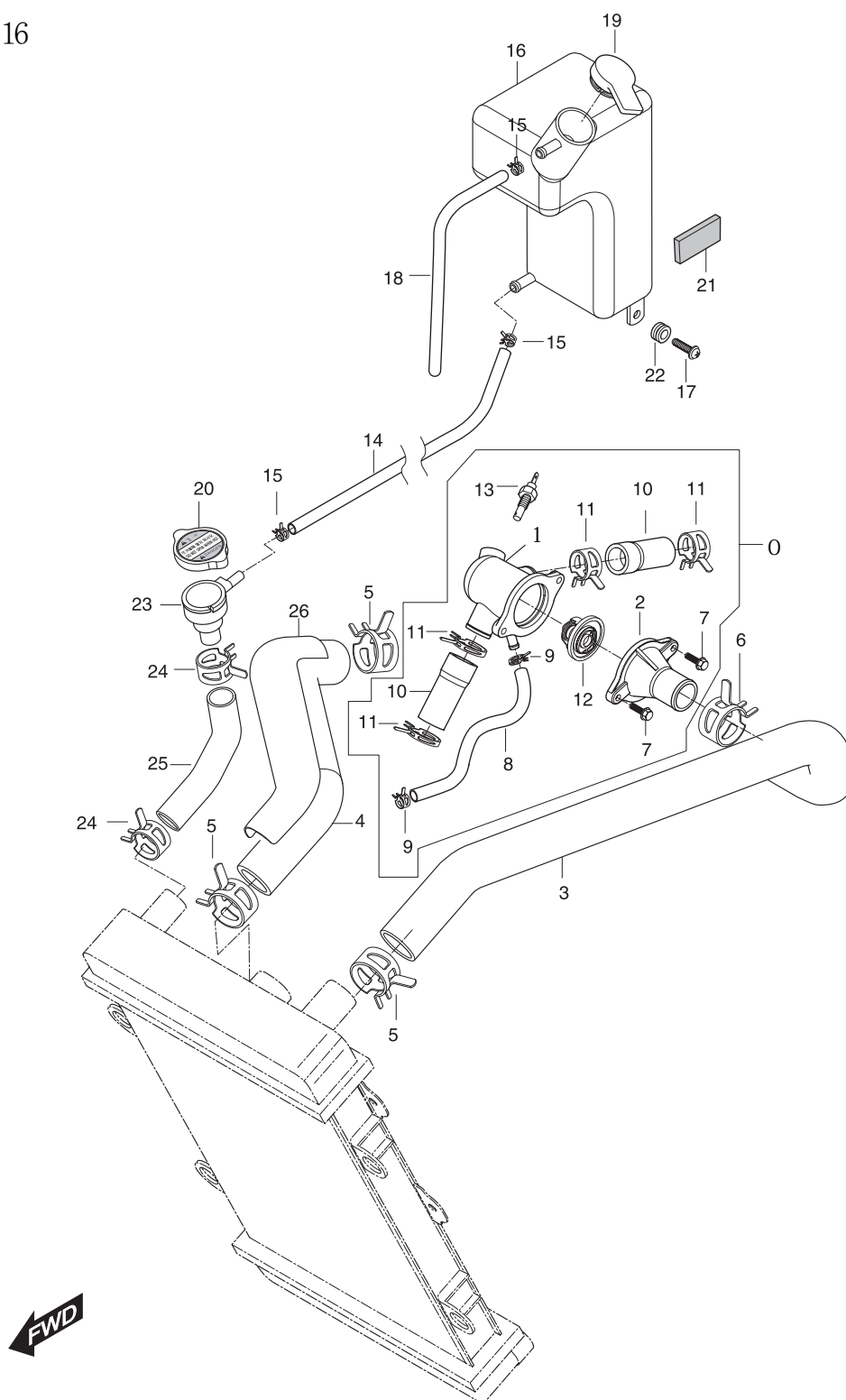


FIG 16. RADIATOR HOSE

REF. NO.	DOMESTIC	REU/RF/RC/RS	REU02 25KM	RIL01	PART NUMBER		RUS01	PART NAME	Q'TY	REMARKS	REC.Q'TY (PCS)
					RIL02 25KM						
0	17610HN9100HPA	17610HN9100HPA	17610HN9100HPA	17610HN9100HPA	17610HN9100HPA	17610HN9100HPA	17610HN9100HPA	THERMOSTAT COMP	1		3
1	17621HN91020S1	17621HN91020S1	17621HN91020S1	17621HN91020S1	17621HN91020S1	17621HN91020S1	17621HN91020S1	CONNECTOR COMP, thermostat inlet	1		
2	17631HN91000S1	17631HN91000S1	17631HN91000S1	17631HN91000S1	17631HN91000S1	17631HN91000S1	17631HN91000S1	CAP, thermostat connector	1		
3	17741HP9501	17741HP9501	17741HP9501	17741HP9501	17741HP9501	17741HP9501	17741HP9501	HOSE, radiator inlet	1		
4	17751HP9501	17751HP9501	17751HP9501	17751HP9501	17751HP9501	17751HP9501	17751HP9501	HOSE, radiator outlet	1		3
5	09401H26402	09401H26402	09401H26402	09401H26402	09401H26402	09401H26402	09401H26402	CLAMP, radiator inlet hose radiator side	3		
6	09401H31402	09401H31402	09401H31402	09401H31402	09401H31402	09401H31402	09401H31402	CLAMP, radiator inlet hose thermostat side	1		
7	01547-06208	01547-06208	01547-06208	01547-06208	01547-06208	01547-06208	01547-06208	BOLT, thermostat connector	2		
8	17641HN9100	17641HN9100	17641HN9100	17641HN9100	17641HN9100	17641HN9100	17641HN9100	HOSE, thermostat bypass	1		
9	09401H13401	09401H13401	09401H13401	09401H13401	09401H13401	09401H13401	09401H13401	CLAMP, thermostat bypass hose	2		
10	17661HN9100	17661HN9100	17661HN9100	17661HN9100	17661HN9100	17661HN9100	17661HN9100	HOSE, connector inlet	2		
11	09401H24402	09401H24402	09401H24402	09401H24402	09401H24402	09401H24402	09401H24402	CLAMP, connector inlet hose	4		
12	17610HN9100	17610HN9100	17610HN9100	17610HN9100	17610HN9100	17610HN9100	17610HN9100	THERMOSTAT COMP	1		
13	17650HN9100	17650HN9100	17650HN9100	17650HN9100	17650HN9100	17650HN9100	17650HN9100	GAUGE UNIT, water temperature	1		
14	17981HP9501	17981HP9501	17981HP9501	17981HP9501	17981HP9501	17981HP9501	17981HP9501	HOSE, reserve tank inlet	1		
15	09401H11403	09401H11403	09401H11403	09401H11403	09401H11403	09401H11403	09401H11403	CLAMP, reserve tank	3		3
16	17911HP9503	17911HP9503	17911HP9503	17911HP9503	17911HP9503	17911HP9503	17911HP9503	TANK COMP, reserve	1		
17	09136-06017	09136-06017	09136-06017	09136-06017	09136-06017	09136-06017	09136-06017	SCREW, reserve tank	1		
18	52533HN9160	52533HN9160	52533HN9160	52533HN9160	52533HN9160	52533HN9160	52533HN9160	HOSE, reserve tank overflow	1		
19	17921HN9100	17921HN9100	17921HN9100	17921HN9100	17921HN9100	17921HN9100	17921HN9100	CAP, reserve tank	1		
20	17720HN9100	17720HN9100	17720HN9100	17720HN9100	17720HN9100	17720HN9100	17720HN9100	CAP COMP, radiator	1		
21	17912HN9100	17912HN9100	17912HN9100	17912HN9100	17912HN9100	17912HN9100	17912HN9100	CUSHION, reserve tank	2		3
22	09320-09016	09320-09016	09320-09016	09320-09016	09320-09016	09320-09016	09320-09016	CUSHION	1		
23	17622HN9101	17622HN9101	17622HN9101	17622HN9101	17622HN9101	17622HN9101	17622HN9101	UNION,thermost connector	1		
24	09401H13401	09401H13401	09401H13401	09401H13401	09401H13401	09401H13401	09401H13401	CLAMP	2		
25	17771HP9500	17771HP9500	17771HP9500	17771HP9500	17771HP9500	17771HP9500	17771HP9500	HOSE, radiator cap case	1		
26	17780HP9500	17780HP9500	17780HP9500	17780HP9500	17780HP9500	17780HP9500	17780HP9500	COVER COMP, radiator outlet hose	1		

FIG. 17

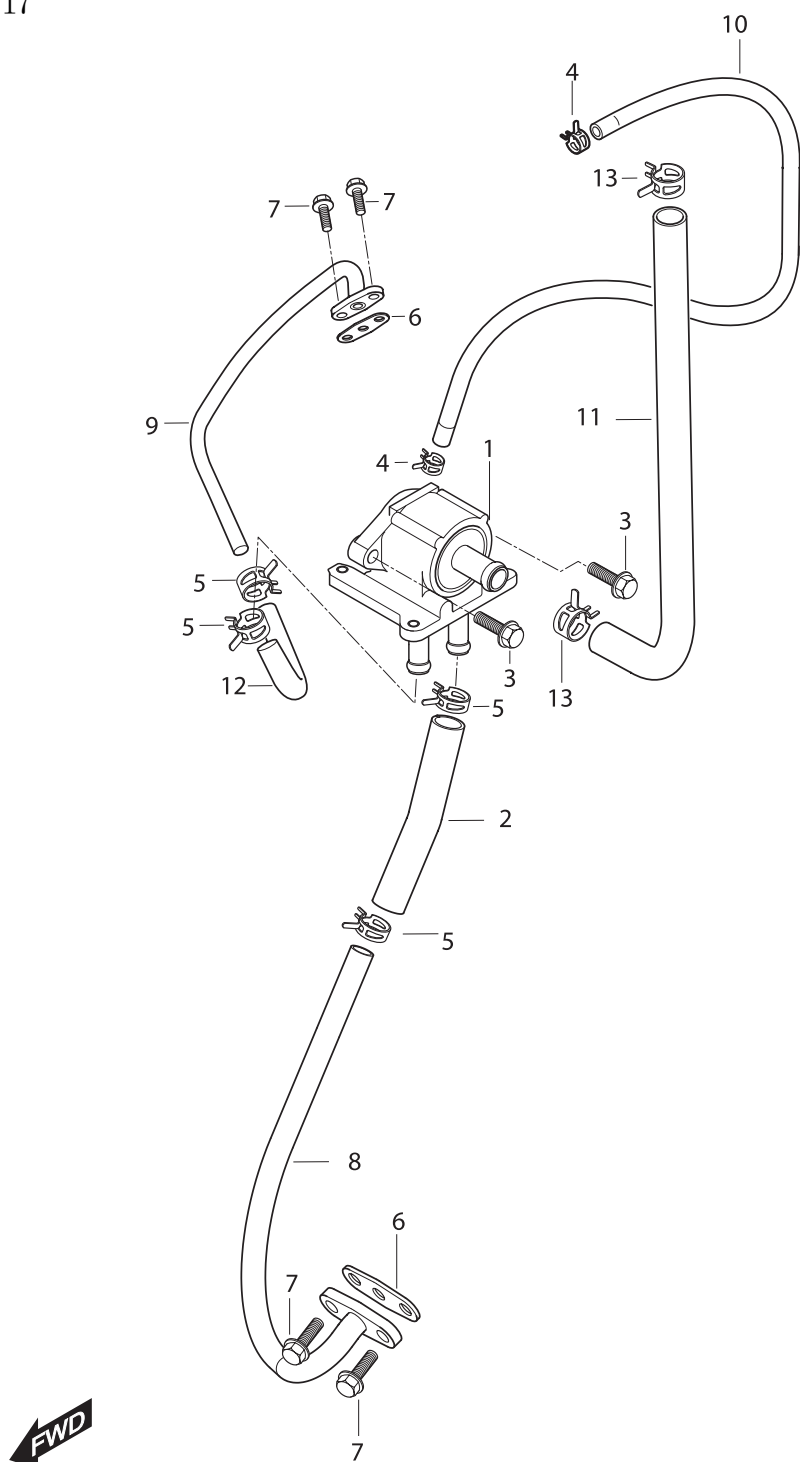
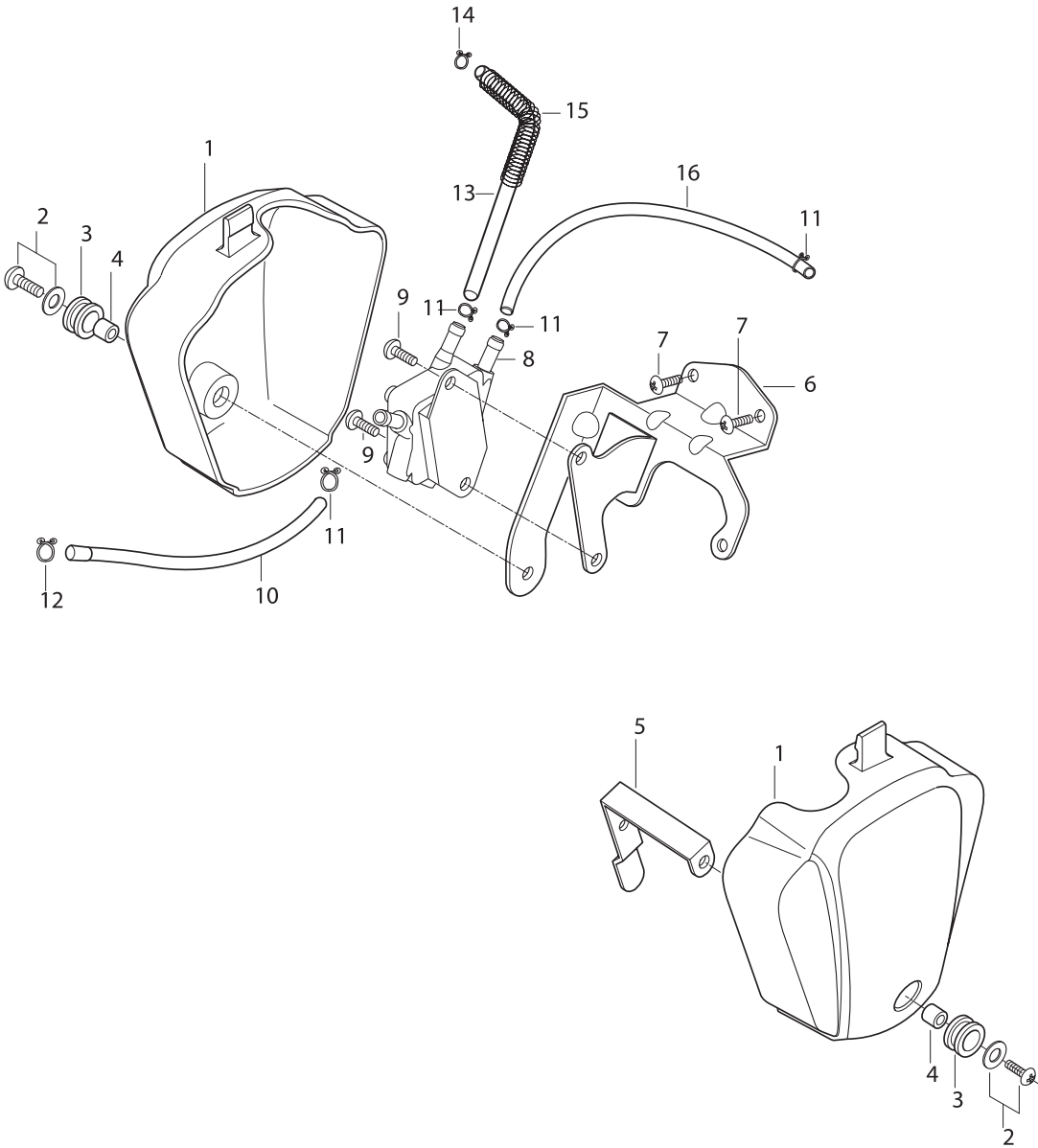


FIG 17. 2ND AIR

REF. NO.	DOMESTIC	REU/RF/RC/RS	REU02 25KM	RIL01	PART NUMBER		RUS01	PART NAME	Q'TY	REMARKS	REC.Q'TY (PCS)
					RIL02 25KM						
1	18500HP9500	18500HP9500	18500HP9500	18500HP9500	18500HP9500	18500HP9500	18500HP9500	VALVE ASS'Y, 2ND air	1		
2	18631HP9501	18631HP9501	18631HP9501	18631HP9501	18631HP9501	18631HP9501	18631HP9501	HOSE, 2ND air pipe front	1		
3	01547-06208	01547-06208	01547-06208	01547-06208	01547-06208	01547-06208	01547-06208	BOLT, 2ND air valve	2		
4	09401H08401	09401H08401	09401H08401	09401H08401	09401H08401	09401H08401	09401H08401	CLAMP, carburetor vacuum hose	2		
5	09401H13401	09401H13401	09401H13401	09401H13401	09401H13401	09401H13401	09401H13401	CLAMP, 2ND air pipe	4		
6	18615HN9101	18615HN9101	18615HN9101	18615HN9101	18615HN9101	18615HN9101	18615HN9101	GASKET, 2ND air pipe	2		
7	01107-06168	01107-06168	01107-06168	01107-06168	01107-06168	01107-06168	01107-06168	BOLT, 2ND air pipe	4		
8	18610HP9501	18610HP9501	18610HP9501	18610HP9501	18610HP9501	18610HP9501	18610HP9501	PIPE COMP, 2ND air front	1		
9	18620HP9501	18620HP9501	18620HP9501	18620HP9501	18620HP9501	18620HP9501	18620HP9501	PIPE COMP, 2ND air rear	1		
10	18671HP9501	18671HP9501	18671HP9501	18671HP9501	18671HP9501	18671HP9501	18671HP9501	HOSE, 2nd vacuum	1		
11	18651HP9500	18651HP9500	18651HP9500	18651HP9500	18651HP9500	18651HP9500	18651HP9500	HOSE, 2ND air cleaner	1		
12	18641HP9500	18641HP9500	18641HP9500	18641HP9500	18641HP9500	18641HP9500	18641HP9500	HOSE, 2ND air pipe rear	1		
13	09401H14401	09401H14401	09401H14401	09401H14401	09401H14401	09401H14401	09401H14401	CLAMP, 2ND air pipe hose	2		

FIG. 17-1



FWD

FIG 17-1. FUEL PUMP

REF. NO.	DOMESTIC	REU/RF/RG/RS	REU02 25KM	RIL01	PART NUMBER		RUS01	PART NAME	Q'TY	REMARKS	REC.Q'TY (PCS)
					RIL02 25KM						
1	18581HP9500	18581HP9500	18581HP9500	18581HP9500	18581HP9500	18581HP9500	18581HP9500	COVER, decoration	2		
2	09136-06022	09136-06022	09136-06022	09136-06022	09136-06022	09136-06022	09136-06022	SCREW, decoration cover	2		
3	09320-09016	09320-09016	09320-09016	09320-09016	09320-09016	09320-09016	09320-09016	CUSHION, decoration cover	2		
4	09180-06114	09180-06114	09180-06114	09180-06114	09180-06114	09180-06114	09180-06114	SPACER, decoration cover cushion	2		
5	18490HP9500	18490HP9500	18490HP9500	18490HP9500	18490HP9500	18490HP9500	18490HP9500	BRACKET COMP, decoration cover LH	1		
6	18590HP9502	18590HP9502	18590HP9502	18590HP9502	18590HP9502	18590HP9502	18590HP9502	BRACKET COMP, 2ND air valve	1		
7	01547-06148	01547-06148	01547-06148	01547-06148	01547-06148	01547-06148	01547-06148	BOLT, 2ND air bracket	2		
8	15100HG5100	15100HG5100	15100HG5100	15100HG5100	15100HG5100	15100HG5100	15100HG5100	PUMP ASS'Y, fuel	1		
9	01107-06106	01107-06106	01107-06106	01107-06106	01107-06106	01107-06106	01107-06106	SCREW, fuel pump	2		
10	15821HP9501	15821HP9501	15821HP9501	15821HP9501	15821HP9501	15821HP9501	15821HP9501	HOSE, fuel	1		
11	09401-10401	09401-10401	09401-10401	09401-10401	09401-10401	09401-10401	09401-10401	CLIP, fuel hose carburetor side	4		
12	09401HT11401	09401HT11401	09401HT11401	09401HT11401	09401HT11401	09401HT11401	09401HT11401	CLIP, fuel hose side	1		
13	44199HL7302	44199HL7302	44199HL7302	44199HL7302	44199HL7302	44199HL7302	44199HL7302	HOSE, fuel pump & carburetor vacuum	1		
14	09401-08401	09401-08401	09401-08401	09401-08401	09401-08401	09401-08401	09401-08401	CLIP, fuel cock & joint nipple hose	1		
15	09440-13019	09440-13019	09440-13019	09440-13019	09440-13019	09440-13019	09440-13019	SPRING, fuel pump & carburetor vacuum hose	2		
16	44199HP9500	44199HP9500	44199HP9500	44199HP9500	44199HP9500	44199HP9500	44199HP9500	HOSE, fuel inlet	1		3

FIG. 18

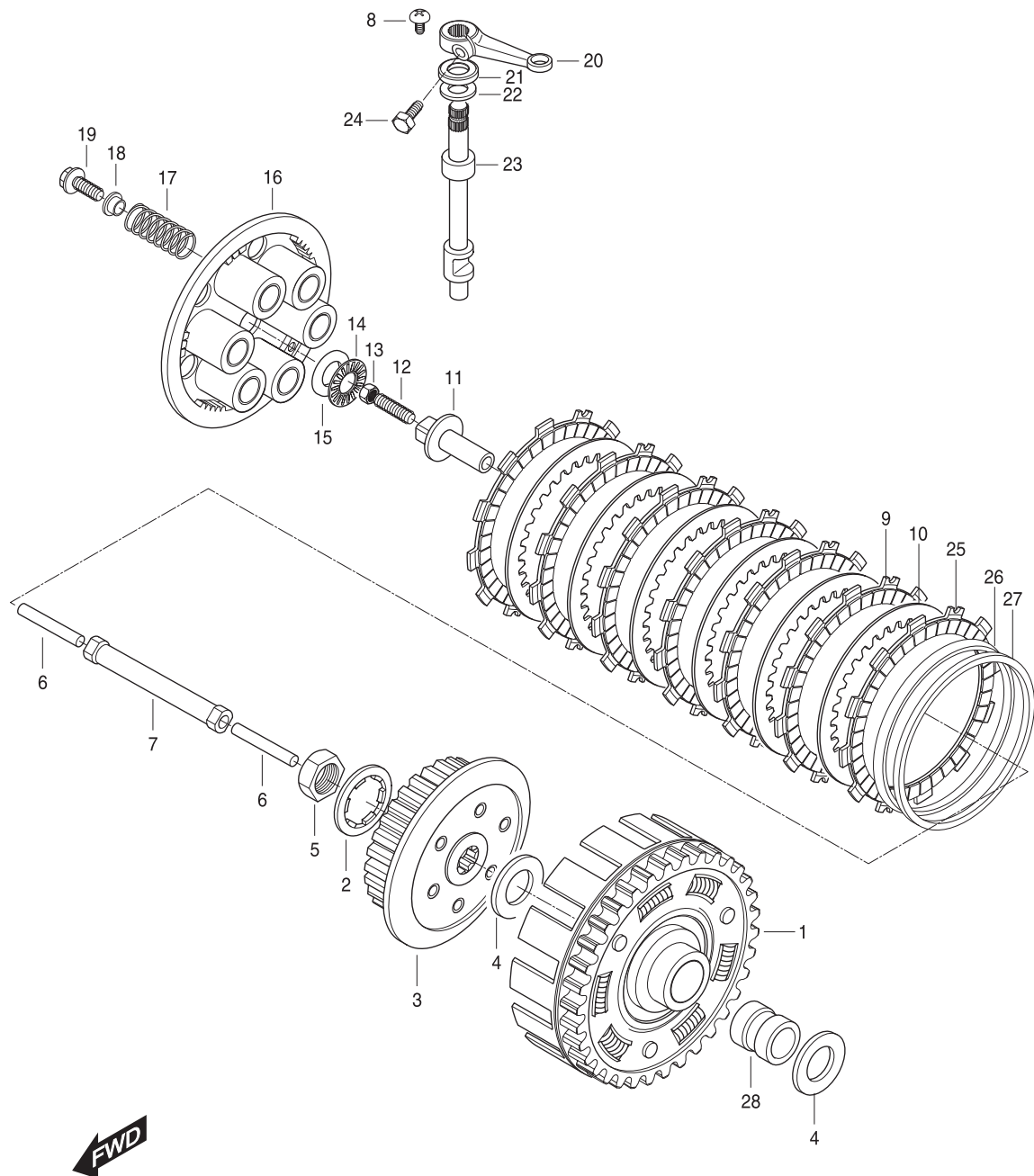


FIG 18. CLUTCH ASSY

REF. NO.	DOMESTIC	REU/RF/RC/RS	REU02 25KM	RIL01	PART NUMBER		RUS01	PART NAME	Q'TY	REMARKS	REC.Q'TY (PCS)
					RIL02 25KM						
1	21210HN9101HPA	21210HN9101HPA	21210HN9101HPA	21210HN9101HPA	21210HN9101HPA	21210HN9101HPA	21210HN9101HPA	GEAR COMP, primary driven	1		
2	09167H20001	09167H20001	09167H20001	09167H20001	09167H20001	09167H20001	09167H20001	WASHER, clutch sleeve hub thrust	1		
3	21411HN9102	21411HN9102	21411HN9102	21411HN9102	21411HN9102	21411HN9102	21411HN9102	HUB, clutch sleeve	1	~KM4MP51A841100117	
4	09160H20002	09160H20002	09160H20002	09160H20002	09160H20002	09160H20002	09160H20002	WASHER, primary driven gear thrust	1		
5	09140H20001	09140H20001	09140H20001	09140H20001	09140H20001	09140H20001	09140H20001	NUT, clutch sleeve hub	1		
6	23114HN9100	23114HN9100	23114HN9100	23114HN9100	23114HN9100	23114HN9100	23114HN9100	ROD, clutch push	1		
6-1	23115HN9100	23115HN9100	23115HN9100	23115HN9100	23115HN9100	23115HN9100	23115HN9100	ROD,CLUTCH PUSH NO.2	1		
7	23110HN9102	23110HN9102	23110HN9102	23110HN9102	23110HN9102	23110HN9102	23110HN9102	ROD COMP, clutch push M	1		
8	09136-06017	09136-06017	09136-06017	09136-06017	09136-06017	09136-06017	09136-06017	STOPPER, clutch release camshaft oil seal	1		
9	21441HN9100	21441HN9100	21441HN9100	21441HN9100	21441HN9100	21441HN9100	21441HN9100	PLATE, clutch drive	6		5
10	21451HN9100	21451HN9100	21451HN9100	21451HN9100	21451HN9100	21451HN9100	21451HN9100	PLATE, clutch driven	6		5
11	23121-38201	23121-38201	23121-38201	23121-38201	23121-38201	23121-38201	23121-38201	PIECE, clutch push	1		
12	09134-06010	09134-06010	09134-06010	09134-06010	09134-06010	09134-06010	09134-06010	SCREW, clutch release adjuster	1		2
13	08310-22068	08310-22068	08310-22068	08310-22068	08310-22068	08310-22068	08310-22068	NUT, clutch release adjust	1		2
14	09263H15001	09263H15001	09263H15001	09263H15001	09263H15001	09263H15001	09263H15001	BEARING, clutch release thrust	1		
15	09160-15015	09160-15015	09160-15015	09160-15015	09160-15015	09160-15015	09160-15015	WASHER, clutch release thrust	1		
16	21462HN9101	21462HN9101	21462HN9101	21462HN9101	21462HN9101	21462HN9101	21462HN9101	DISK, clutch pressure	1		
17	09440H20003	09440H20003	09440H20003	09440H20003	09440H20003	09440H20003	09440H20003	SPRING, clutch	6		2
18	21471HN9101	21471HN9101	21471HN9101	21471HN9101	21471HN9101	21471HN9101	21471HN9101	RETAINER, clutch spring	6		
19	09100H06009	09100H06009	09100H06009	09100H06009	09100H06009	09100H06009	09100H06009	BOLT, clutch spring	6		
20	23271HN9100	23271HN9100	23271HN9100	23271HN9100	23271HN9100	23271HN9100	23271HN9100	ARM, clutch release	1		2
21	09282H12002	09282H12002	09282H12002	09282H12002	09282H12002	09282H12002	09282H12002	OIL SEAL, clutch release camshaft	1		
22	08211-12281	08211-12281	08211-12281	08211-12281	08211-12281	08211-12281	08211-12281	THRUST WASHER, clutch release cam shaft	1		
23	23122HN9100	23122HN9100	23122HN9100	23122HN9100	23122HN9100	23122HN9100	23122HN9100	SHAFT, clutch release cam	1		
24	01107-06208	01107-06208	01107-06208	01107-06208	01107-06208	01107-06208	01107-06208	BOLT, clutch release arm	1		
25	21442HN9100	21442HN9100	21442HN9100	21442HN9100	21442HN9100	21442HN9100	21442HN9100	PLATE, clutch drive No.2	1		
26	21443HN9100	21443HN9100	21443HN9100	21443HN9100	21443HN9100	21443HN9100	21443HN9100	WASHER, clutch wave	1		
27	21444HN9101	21444HN9101	21444HN9101	21444HN9101	21444HN9101	21444HN9101	21444HN9101	SEAT, clutch wave washer	1		
28	21251HN9101	21251HN9101	21251HN9101	21251HN9101	21251HN9101	21251HN9101	21251HN9101	SPACER, primary driven gear	1		

FIG. 19

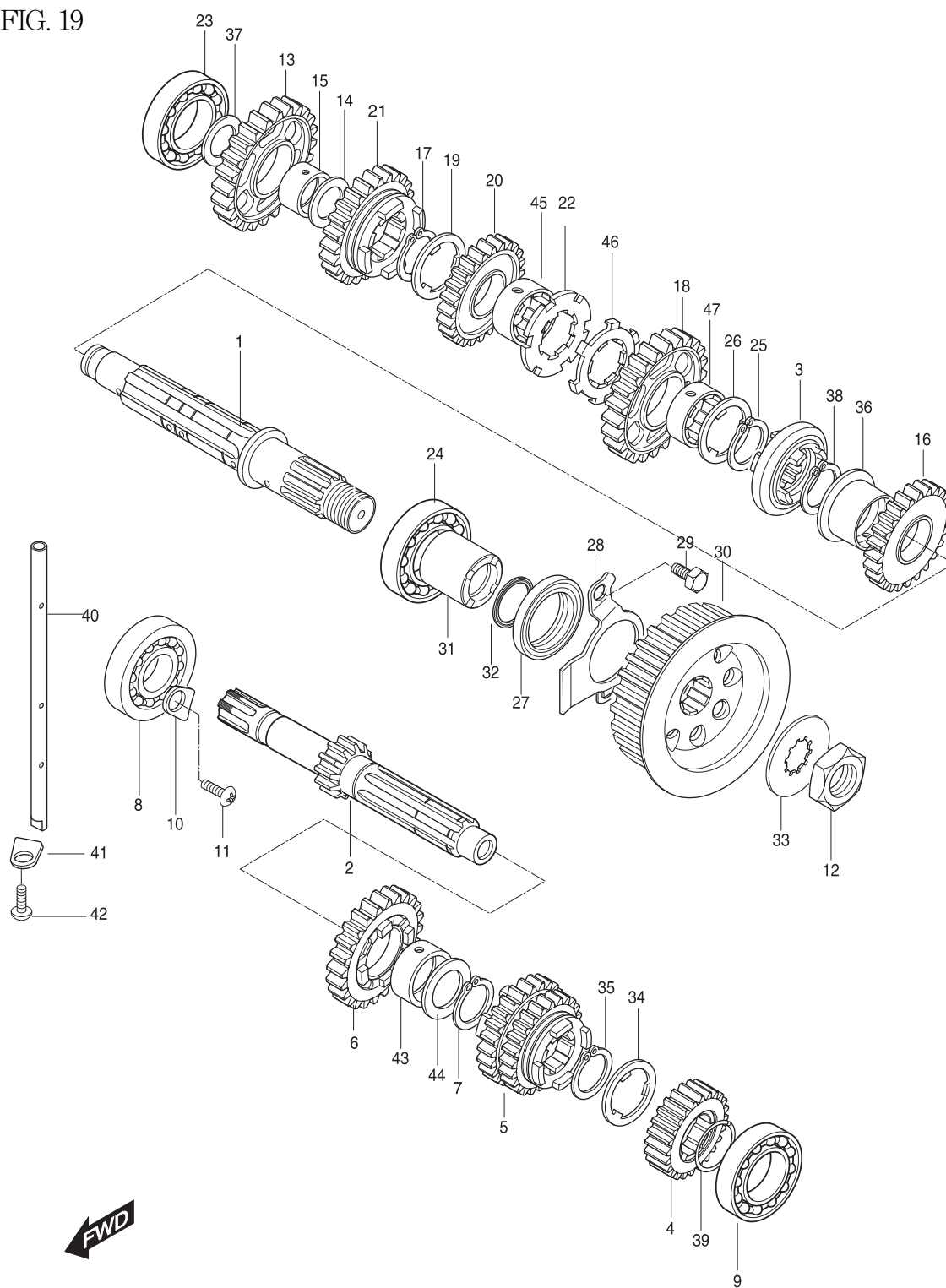


FIG 19. TRANSMISSION

REF. NO.	DOMESTIC	REU/RF/RC/RS	REU02 25KM	RIL01	PART NUMBER RIL02 25KM	RUS01	PART NAME	Q'TY	REMARKS	REC.Q'TY (PCS)
1	24131HN9100	24131HN9100	24131HN9100	24131HN9100	24131HN9100	24131HN9100	SHAFT, drive	1		
2	24121HP9500	24121HP9500	24121HP9500	24121HP9500	24121HP9500	24121HP9500	SHAFT, counter	1		
3	24421HP9500	24421HP9500	24421HP9500	24421HP9500	24421HP9500	24421HP9500	WHEEL, silding dog	1		
4	24421HP9500	24421HP9500	24421HP9500	24421HP9500	24421HP9500	24421HP9500	GEAR, 2nd drive	1		
5	24231HP9500	24231HP9500	24231HP9500	24231HP9500	24231HP9500	24231HP9500	GEAR, 3rd & 4th drive	1		
6	24251HN9101	24251HN9101	24251HN9101	24251HN9101	24251HN9101	24251HN9101	GEAR, 5th drive	1		
7	09380H25001	09380H25001	09380H25001	09380H25001	09380H25001	09380H25001	CIRCLIP, 5th drive gear	1		
8	08113-63040	08113-63040	08113-63040	08113-63040	08113-63040	08113-63040	BEARING, counter shaft R	1		
9	08123-62030	08123-62030	08123-62030	08123-62030	08123-62030	08123-62030	BEARING, counter shaft L	1		
10	24741HN9100	24741HN9100	24741HN9100	24741HN9100	24741HN9100	24741HN9100	RETAINER, counter shaft bearing	1		
11	02112-06128	02112-06128	02112-06128	02112-06128	02112-06128	02112-06128	SCREW, counter shaft bearing retainer	1		
12	09159H20001	09159H20001	09159H20001	09159H20001	09159H20001	09159H20001	NUT, engine sprocket	1		3
13	24311HN9100	24311HN9100	24311HN9100	24311HN9100	24311HN9100	24311HN9100	GEAR, 1st driven	1		
14	09181H20001	09181H20001	09181H20001	09181H20001	09181H20001	09181H20001	SHIM, 1st driven gear L	1		
15	24321HN9100	24321HN9100	24321HN9100	24321HN9100	24321HN9100	24321HN9100	BUSH,1st driven gear	1		
16	24321HP9500	24321HP9500	24321HP9500	24321HP9500	24321HP9500	24321HP9500	GEAR, 2nd driven	1		
17	09380H25001	09380H25001	09380H25001	09380H25001	09380H25001	09380H25001	CIRCLIP, 4th driven gear	1		
18	24331HP9500	24331HP9500	24331HP9500	24331HP9500	24331HP9500	24331HP9500	GEAR, 3rd driven	1		
19	09167H25001	09167H25001	09167H25001	09167H25001	09167H25001	09167H25001	WASHER,6TH DRIVE GEAR	1		3
20	24341HN9100	24341HN9100	24341HN9100	24341HN9100	24341HN9100	24341HN9100	GEAR, 4th driven	1		
21	24351HN9101	24351HN9101	24351HN9101	24351HN9101	24351HN9101	24351HN9101	GEAR, 5th driven	1		
22	09167H25002	09167H25002	09167H25002	09167H25002	09167H25002	09167H25002	WASHER, 3rd &4th driven gear thrust	1		
23	08113-62030	08113-62030	08113-62030	08113-62030	08113-62030	08113-62030	BEARING, drive shaft R	1		
24	08123-63050	08123-63050	08123-63050	08123-63050	08123-63050	08123-63050	BEARING, drive shaft L	1		
25	09380H25001	09380H25001	09380H25001	09380H25001	09380H25001	09380H25001	CIRCLIP, 3rd driven gear	1		
26	09167H25001	09167H25001	09167H25001	09167H25001	09167H25001	09167H25001	THRUST WASHER, 3rd driven gear	1		3
27	09282H36002	09282H36002	09282H36002	09282H36002	09282H36002	09282H36002	OIL SEAL, drive shaft	1		
28	24751HN9100	24751HN9100	24751HN9100	24751HN9100	24751HN9100	24751HN9100	RETAINER, drive shaft oil seal	1		
29	01107-06106	01107-06106	01107-06106	01107-06106	01107-06106	01107-06106	BOLT, drive shaft oil seal retainer	2		
30	27510HP9503	27510HP9503	27510HP9503	27510HP9503	27510HP9503	27510HP9503	PULLEY COMP, drive	1		
31	27531HN9100	27531HN9100	27531HN9100	27531HN9100	27531HN9100	27531HN9100	SPACER, engine sprocket	1		3
32	09280H24001	09280H24001	09280H24001	09280H24001	09280H24001	09280H24001	O-RING, engine sprocket	1		3
33	09167H25001	09167H25001	09167H25001	09167H25001	09167H25001	09167H25001	WASHER,6TH DRIVE GEAR	1		3
34	09167H25001	09167H25001	09167H25001	09167H25001	09167H25001	09167H25001	WASHER,6TH DRIVE GEAR	1		3
35	09380H25001	09380H25001	09380H25001	09380H25001	09380H25001	09380H25001	CILCLIP, 2nd driven gear	1		
36	24322HN9100	24322HN9100	24322HN9100	24322HN9100	24322HN9100	24322HN9100	BUSH, 2nd driven gear	1		
37	09181H17001	09181H17001	09181H17001	09181H17001	09181H17001	09181H17001	SHIM, drive shaft	1		
38	09380H25001	09380H25001	09380H25001	09380H25001	09380H25001	09380H25001	CILCLIP, 2nd drive gear	1		
39	09380H22001	09380H22001	09380H22001	09380H22001	09380H22001	09380H22001	CILCLIP, 2nd drive gear	1		
40	24761HN9102	24761HN9102	24761HN9102	24761HN9102	24761HN9102	24761HN9102	PIPE, transmission oil	1		
41	24741HN9100	24741HN9100	24741HN9100	24741HN9100	24741HN9100	24741HN9100	RETAINER, transmission oil pipe	1		
42	02112-06128	02112-06128	02112-06128	02112-06128	02112-06128	02112-06128	SCREW, transmission oil pipe retainer	1		
43	24252HN9100	24252HN9100	24252HN9100	24252HN9100	24252HN9100	24252HN9100	BUSH, 5th driven gear	1		
44	09181H25001	09181H25001	09181H25001	09181H25001	09181H25001	09181H25001	SHIM, 5th driven gear	1		
45	24332HN9100	24332HN9100	24332HN9100	24332HN9100	24332HN9100	24332HN9100	BUSH, 4th driven gear	1		
46	09167H25003	09167H25003	09167H25003	09167H25003	09167H25003	09167H25003	WASHER, thrust washer lock	1		
47	24332HN9100	24332HN9100	24332HN9100	24332HN9100	24332HN9100	24332HN9100	BUSH, 3rd driven gear	1		

FIG. 20

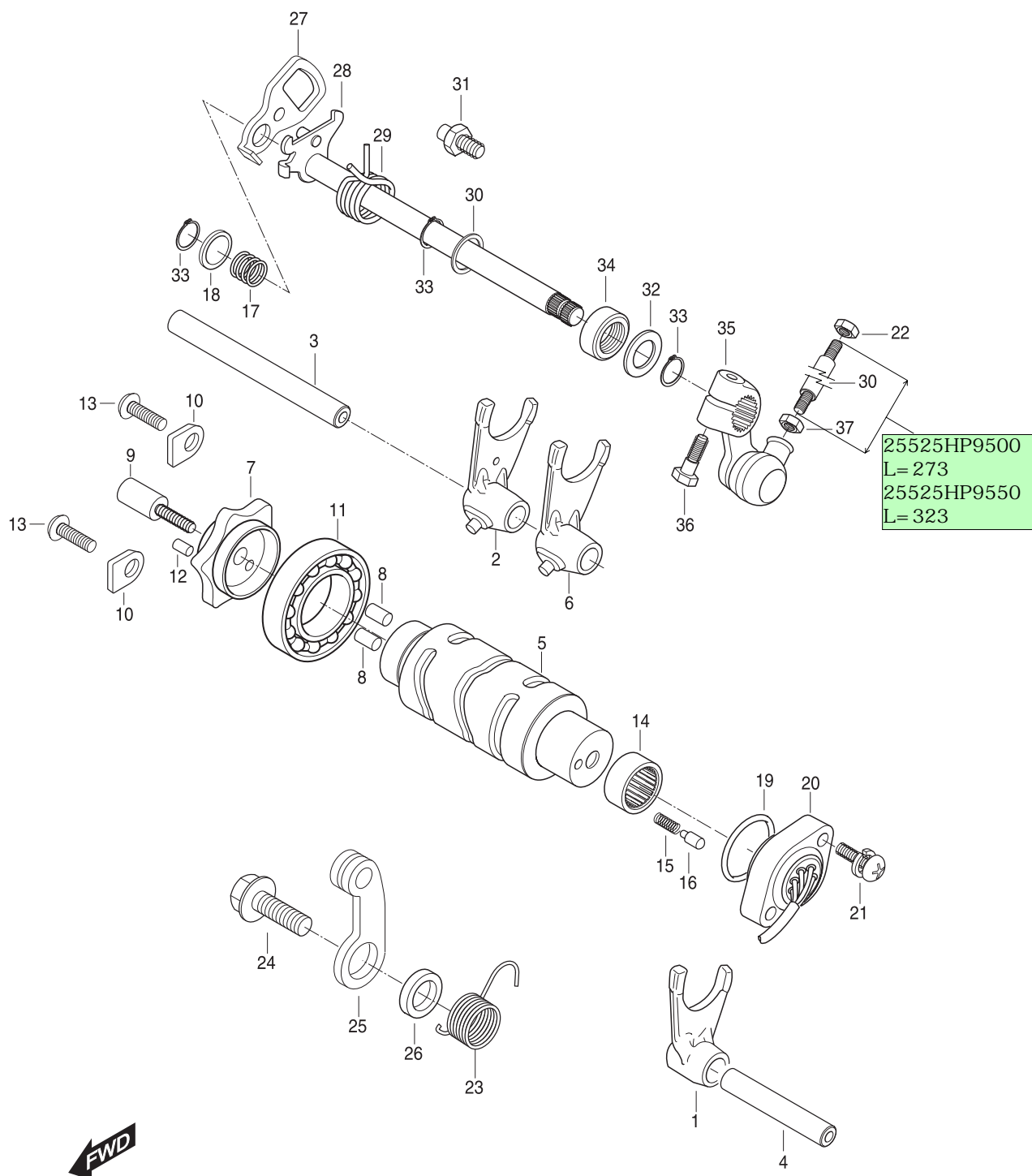


FIG 20. GEAR SHIFTING

REF. NO.	DOMESTIC	REU/RF/RG/RS	REU02 25KM	RIL01	PART NUMBER RIL02 25KM	RUS01	PART NAME	Q'TY	REMARKS	REC.Q'TY (PCS)
1	25231HN9100	25231HN9100	25231HN9100	25231HN9100	25231HN9100	25231HN9100	FORK, gear shift No.3	1		
2	25211HN9100	25211HN9100	25211HN9100	25211HN9100	25211HN9100	25211HN9100	FORK, gear shift No.1	1		
3	25411HN9100	25411HN9100	25411HN9100	25411HN9100	25411HN9100	25411HN9100	SHAFT, gear shift fork No.1	1		
4	25421HN9100	25421HN9100	25421HN9100	25421HN9100	25421HN9100	25421HN9100	SHAFT, gear shift fork No.2	1		
5	25310HN9102	25310HN9102	25310HN9102	25310HN9102	25310HN9102	25310HN9102	CAM COMP, gear shift	1		
6	25221HN9100	25221HN9100	25221HN9100	25221HN9100	25221HN9100	25221HN9100	FORK, gear shift No.2	1		
7	25380HN9104	25380HN9104	25380HN9104	25380HN9104	25380HN9104	25380HN9104	PLATE COMP, gear shift cam	1		
8	04221-04089	04221-04089	04221-04089	04221-04089	04221-04089	04221-04089	PIN, gear shift cam plate	2		
9	25321HN9100	25321HN9100	25321HN9100	25321HN9100	25321HN9100	25321HN9100	BOLT, gear shift cam plate	1		
10	24741HN9100	24741HN9100	24741HN9100	24741HN9100	24741HN9100	24741HN9100	RETAINER, gear shift cam bearing R	2		
11	09262H25002	09262H25002	09262H25002	09262H25002	09262H25002	09262H25002	BEARING, gear shift cam R	2		
12	09261-04002	09261-04002	09261-04002	09261-04002	09261-04002	09261-04002	PIN, gear shift cam plate	6		
13	02122-06128	02122-06128	02122-06128	02122-06128	02122-06128	02122-06128	SCREW, gear shift cam bearing retainer	2		
14	09263H25001	09263H25001	09263H25001	09263H25001	09263H25001	09263H25001	BEARING, gear shift cam L	1		
15	09440-04010	09440-04010	09440-04010	09440-04010	09440-04010	09440-04010	SPRING, gear shift switch contact	1		
16	09209-05011	09209-05011	09209-05011	09209-05011	09209-05011	09209-05011	CONTACT, gear shift switch	1		
17	09440H17001	09440H17001	09440H17001	09440H17001	09440H17001	09440H17001	SPRING, gear shift cam drive plate	1		
18	09181H14001	09181H14001	09181H14001	09181H14001	09181H14001	09181H14001	SHIM, gear shift shaft thrust	2		
19	09280-26003	09280-26003	09280-26003	09280-26003	09280-26003	09280-26003	O-RING, gear shift switch	1		
20	37720HN9101	37720HN9101	37720HN9101	37720HN9101	37720HN9101	37720HN9101	SWITCH ASS'Y, gear shift	1		3
21	02112-95208	02112-95208	02112-95208	02112-95208	02112-95208	02112-95208	SCREW, gear shift switch	2		
22	09140-06011	09140-06011	09140-06011	09140-06011	09140-06011	09140-06011	NUT, gear shift link rod L (M6)	1		
23	09448H17001	09448H17001	09448H17001	09448H17001	09448H17001	09448H17001	SPRING, gear shift cam stopper	1		
24	09111-06019	09111-06019	09111-06019	09111-06019	09111-06019	09111-06019	BOLT, gear shift cam stopper	1		
25	25350HN9100	25350HN9100	25350HN9100	25350HN9100	25350HN9100	25350HN9100	STOPPER COMP, gear shift cam	1		
26	08211-06121	08211-06121	08211-06121	08211-06121	08211-06121	08211-06121	WASHER, gear shift shaft thrust	1		
27	25521HN9100	25521HN9100	25521HN9100	25521HN9100	25521HN9100	25521HN9100	PLATE, gear shift cam drive	1		
28	25510HN9101	25510HN9101	25510HN9101	25510HN9101	25510HN9101	25510HN9101	SHAFT COMP, gear shift	1		
29	09444H20002	09444H20002	09444H20002	09444H20002	09444H20002	09444H20002	SPRING, gear shift shaft return	1		
30	25525HP9550	25525HP9550	25525HP9550	25525HP9550	25525HP9550	25525HP9550	ROD, gear shift link	1	25525HP9500(L=273) 25525HP9550(L=323)	
OP	25525HP9550	25525HP9500	25525HP9500	25525HP9500	25525HP9500	25525HP9500	ROD, gear shift link	1		
31	25671-01000	25671-01000	25671-01000	25671-01000	25671-01000	25671-01000	STOPPER, gear shift arm	1		
32	09160H14003	09160H14003	09160H14003	09160H14003	09160H14003	09160H14003	WASHER, gear shift shaft thrust	1		
33	08331-31149	08331-31149	08331-31149	08331-31149	08331-31149	08331-31149	CIRCLIP, gear shift shaft	3		2
34	09283H14002	09283H14002	09283H14002	09283H14002	09283H14002	09283H14002	SEAL, gear shift shaft oil	1		
35	25520-32C00	25520-32C00	25520-32C00	25520-32C00	25520-32C00	25520-32C00	ARM COMP, gear shift link	1		
36	01107-06208	01107-06208	01107-06208	01107-06208	01107-06208	01107-06208	BOLT, gear shift link arm (M6X10)	1		
37	08310-11068	08310-11068	08310-11068	08310-11068	08310-11068	08310-11068	NUT, gear shift link rod R (M6)	1		

FIG. 21

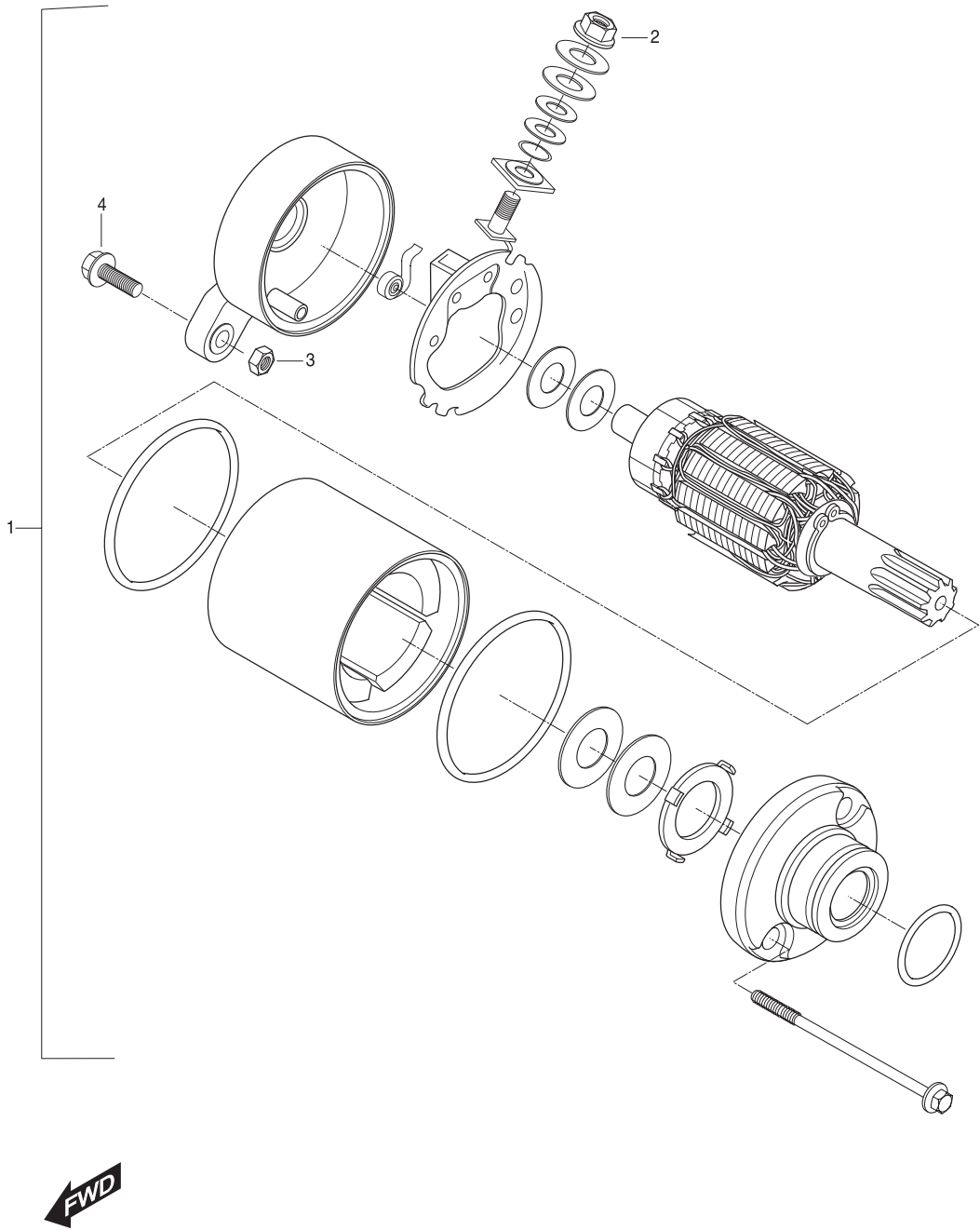


FIG 21. STARTING MOTOR

REF. NO.	DOMESTIC	REU/RE/RG/RS	REU02 25KM	PART NUMBER		RUS01	PART NAME	Q'TY	REMARKS	REC.Q'TY (PCS)
				RIL01	RIL02 25KM					
1	31100HN9100	31100HN9100	31100HN9100	31100HN9100	31100HN9100	31100HN9100	MOTOR ASS'Y, starting	1		5
2	08316-16068	08316-16068	08316-16068	08316-16068	08316-16068	08316-16068	NUT, starter motor terminal	1		
3	08319-21068	08319-21068	08319-21068	08319-21068	08319-21068	08319-21068	NUT, start motor bracket	2		
4	01547-06308	01547-06308	01547-06308	01547-06308	01547-06308	01547-06308	BOLT, start motor bracket	2		

FIG. 22

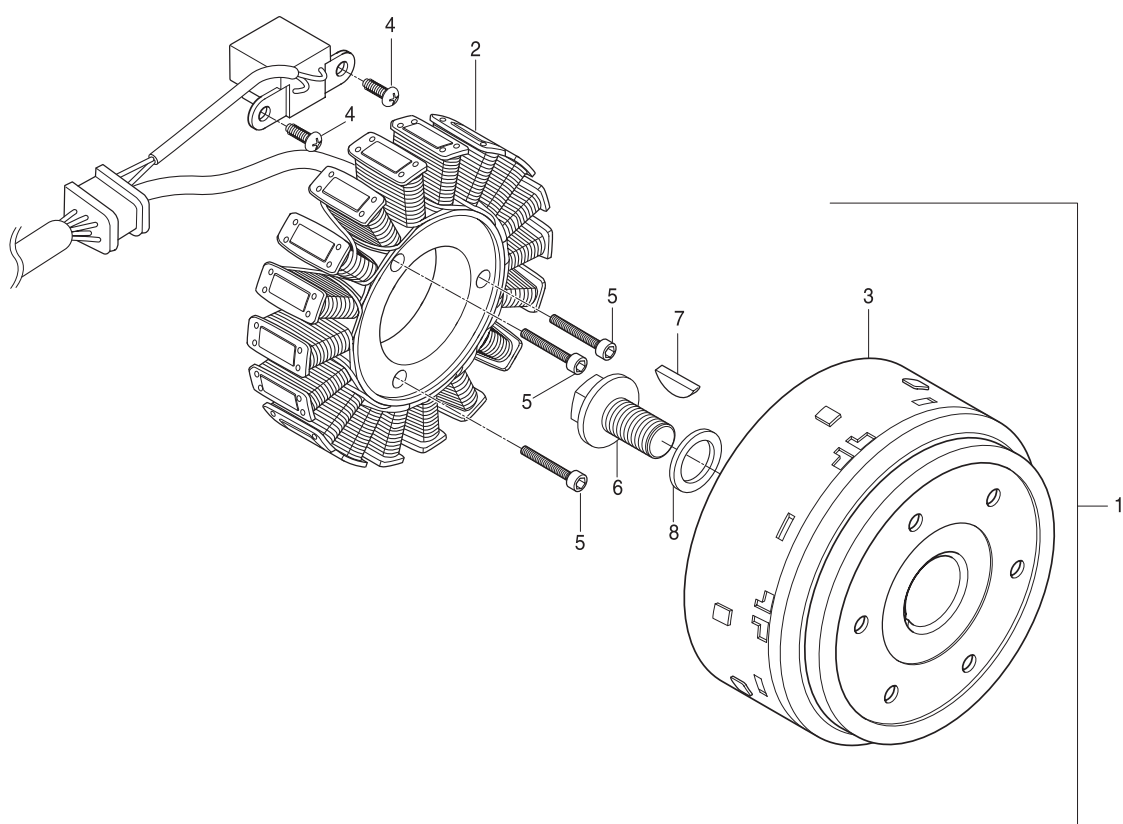


FIG 22. MAGNETO ASSY

REF. NO.	DOMESTIC	REU/RF/RG/RS	REU02	PART NUMBER		RUS01	PART NAME	Q'TY	REMARKS	REC.Q'TY (PCS)
				RIL01	RIL02					
1	32100HN9101	32100HN9101	25KM	32100HN9101	25KM	32100HN9101	MAGNETO ASS'Y	1		5
2	32101HN9101	32101HN9101	32101HN9101	32101HN9101	32101HN9101	32101HN9101	STATOR ASS'Y	1		
3	32102HN9100	32102HN9100	32102HN9100	32102HN9100	32102HN9100	32102HN9100	ROTOR, fly wheel	1		
4	02142-05128	02142-05128	02142-05128	02142-05128	02142-05128	02142-05128	SCREW, pick-up coil(M5X12)	2		
5	07110-06308	07110-06308	07110-06308	07110-06308	07110-06308	07110-06308	SCREW, magneto stator(M5X30)	3		
6	09103H12001	09103H12001	09103H12001	09103H12001	09103H12001	09103H12001	BOLT, magneto	1		
7	09420H04001	09420H04001	09420H04001	09420H04001	09420H04001	09420H04001	KEY, magneto	1		
8	09160H12003	09160H12003	09160H12003	09160H12003	09160H12003	09160H12003	WASHER, magneto	1		

FIG. 23

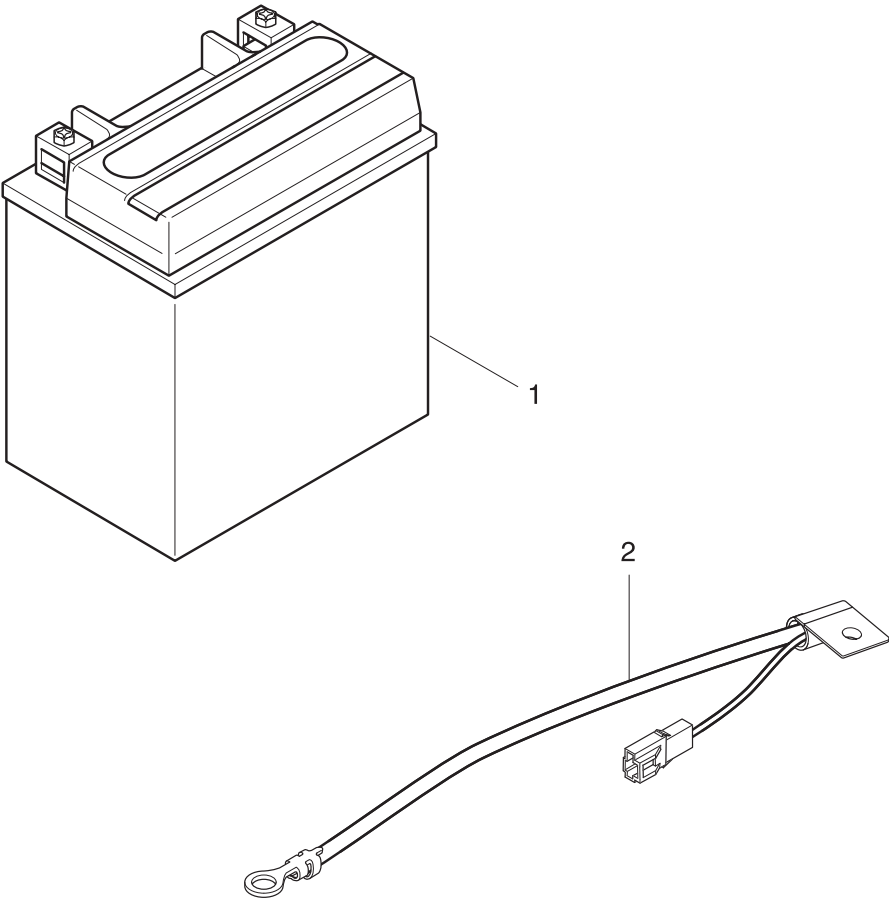


FIG 23. BATTERY

REF. NO.	DOMESTIC	REU/RF/RG/RS	REU02 25KM	RIL01	PART NUMBER		PART NAME	Q'TY	REMARKS	REC.Q'TY (PCS)
					RIL02 25KM	RUS01				
1	33610HM8100	33610HM8100	33610HM8100	33610HM8100	33610HM8100	33610HM8100	BATTERY ASS'Y(12V 12Ah, STX14-BS)	1		7
2	33860HN9100	33860HN9100	33860HN9100	33860HN9100	33860HN9100	33860HN9100	LEAD WIRE, battery minus(-)	1		

FIG. 24

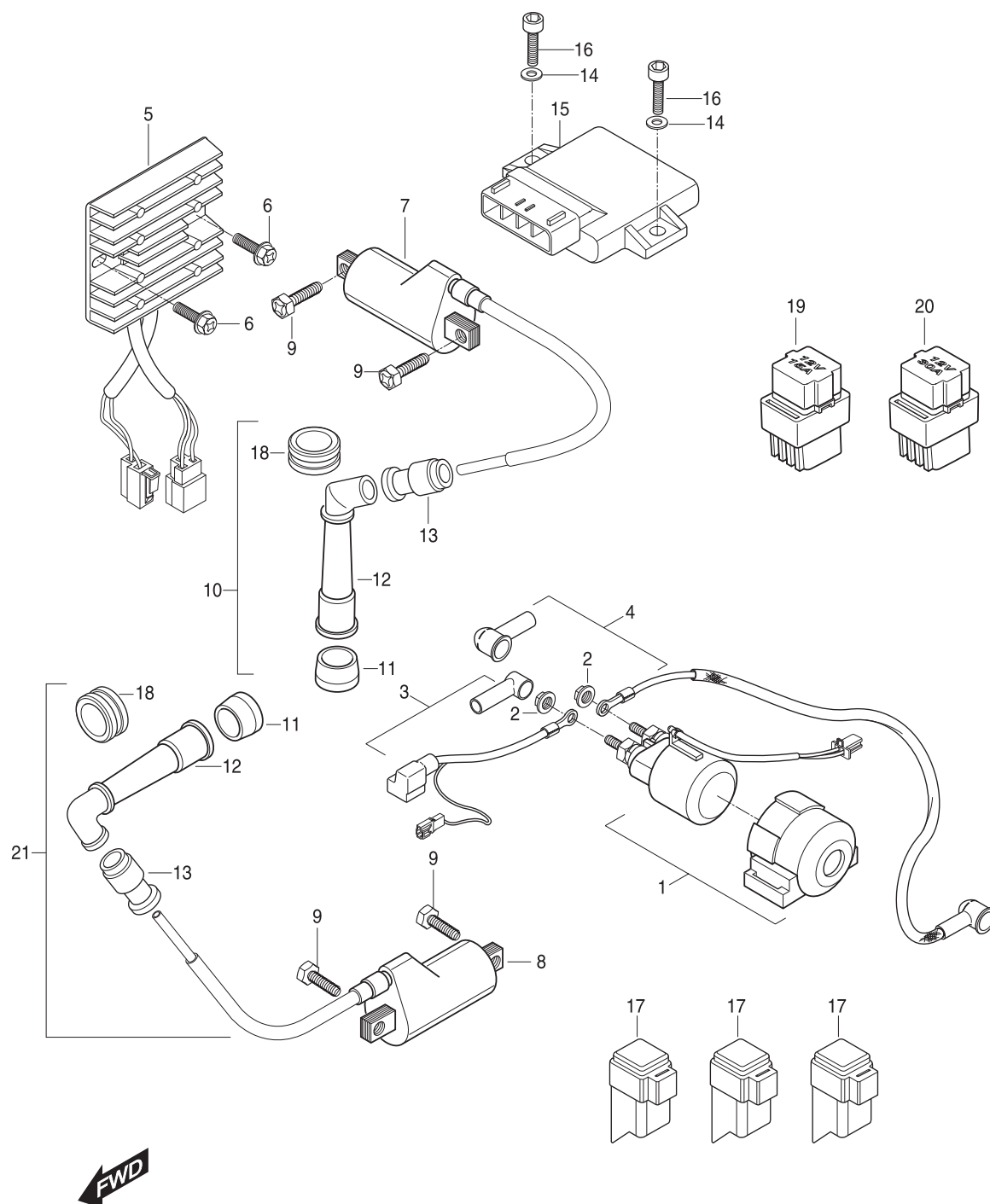
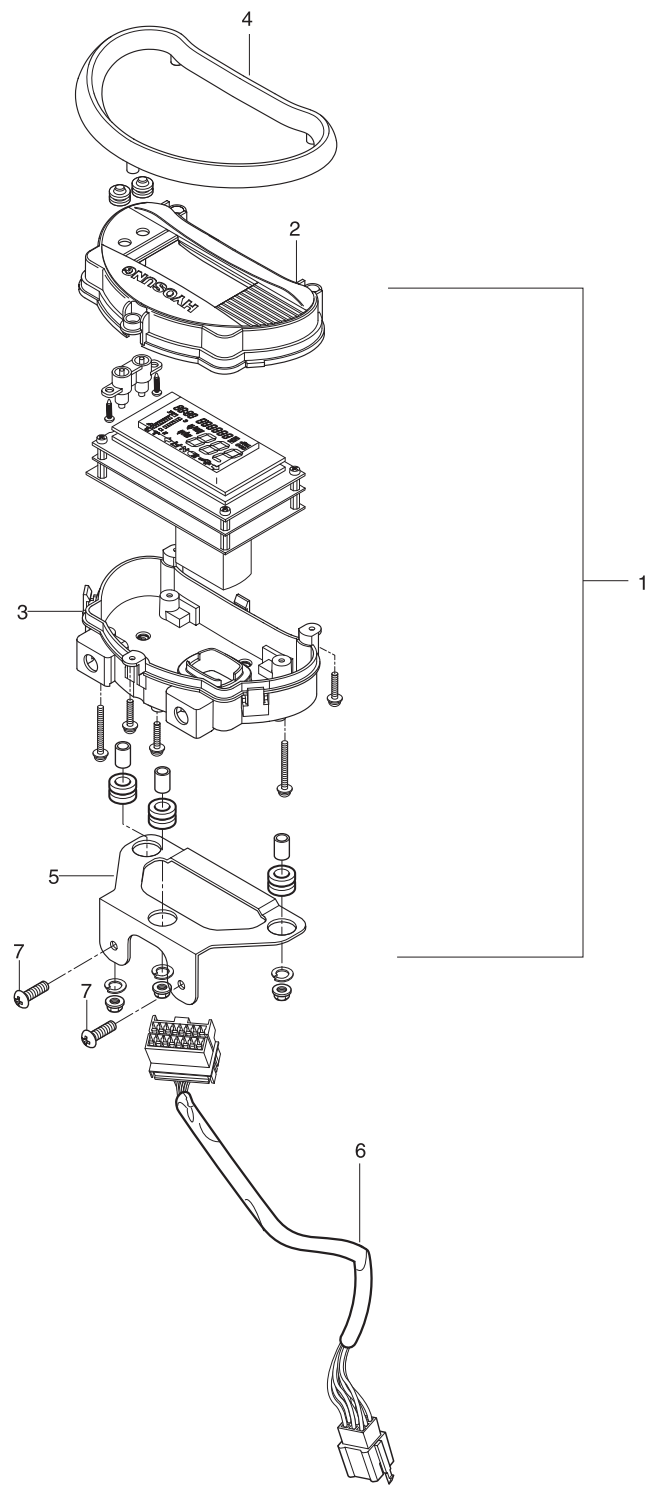


FIG-24. ELECTRICAL

REF. NO.	DOMESTIC	REU/RF/RC/RS	REU02 25KM	RIL01	PART NUMBER RIL02 25KM	RUS01	PART NAME	Q'TY	REMARKS	REC.Q'TY (PCS)
1	31800HG5100	31800HG5100	31800HG5100	31800HG5100	31800HG5100	31800HG5100	RELAY ASSY, starting motor	1		5
2	08316-26066	08316-26066	08316-26066	08316-26066	08316-26066	08316-26066	NUT, starter motor relay terminal	2		
3	33840HP9501	33840HP9501	33840HP9501	33840HP9501	33840HP9501	33840HP9501	LEAD WIRE, battery plus	1		3
4	33850HP9500	33850HP9500	33850HP9500	33850HP9500	33850HP9500	33850HP9500	LEAD WIRE, starter motor	1		3
5	32800HN9101	32800HN9101	32800HN9101	32800HN9101	32800HN9101	32800HN9101	RECTIFIER REGULATOR ASSY	1		5
6	01517-06166	01517-06166	01517-06166	01517-06166	01517-06166	01517-06166	BOLT, rectifier	2		
7	33410HN9100	33410HN9100	33410HN9100	33410HN9100	33410HN9100	33410HN9100	COIL ASSY, ignition front	1		5
8	33430HN9100	33430HN9100	33430HN9100	33430HN9100	33430HN9100	33430HN9100	COIL ASSY, ignition rear	1		5
9	09128-06035	09128-06035	09128-06035	09128-06035	09128-06035	09128-06035	BOLT, ignition coil	4		
10	33500HP9500	33500HP9500	33500HP9500	33500HP9500	33500HP9500	33500HP9500	CAP ASSY spark plug	1		
11	33541-23E01	33541-23E01	33541-23E01	33541-23E01	33541-23E01	33541-23E01	SEAL, spark plug	2		
12	33510-05C01	33510-05C01	33510-05C01	33510-05C01	33510-05C01	33510-05C01	CAP, spark plug	2		
13	33542-98000	33542-98000	33542-98000	33542-98000	33542-98000	33542-98000	SEAL, high tension cord	2		
14	08322-21065	08322-21065	08322-21065	08322-21065	08322-21065	08322-21065	WASHER, ignitor	2		
15	32900HN9111	32900HN9111	32900HN9111	32900HN9111	32900HN9111	32900HN9111	IGNITOR ASSY.	1		5
16	07110-06208	07110-06208	07110-06208	07110-06208	07110-06208	07110-06208	BOLT, ignitor	2		
17	38740HG5100	38740HG5100	38740HG5100	38740HG5100	38740HG5100	38740HG5100	RELAY ASSY.	3		5
18	33545HN9100	33545HN9100	33545HN9100	33545HN9100	33545HN9100	33545HN9100	BUSH, spark plus cap	2		
19	36740-35C00	36740-35C00	36740-35C00	36740-35C00	36740-35C00	36740-35C00	BOX ASSY, fuse (15A)	1		
20	36740HN9100	36740HN9100	36740HN9100	36740HN9100	36740HN9100	36740HN9100	BOX ASSY, fuse (30A)	1		
21	33500HP9500	33500HP9500	33500HP9500	33500HP9500	33500HP9500	33500HP9500	CAP ASSY, spark plug	1		

FIG. 25



FWD

FIG-25. SPEEDOMETER ASS'Y

REF. NO.	DOMESTIC	REU/RE/RG/RS	REU02 25KM	PART NUMBER		RUS01	PART NAME	Q'TY	REMARKS	REC.Q'TY (PCS)
				RIL01	RIL02 25KM					
1	34100HP9501	34100HP9501	34100HP9501	34100HP9501	34100HP9501	34100HP9550	SPEEDOMETER ASSY	1		7
2	34150HP9500	34150HP9500	34150HP9500	34150HP9500	34150HP9500	34150HP9500	WINDOWS, case	1	NOT SALE	
3	34160HP9500	34160HP9500	34160HP9500	34160HP9500	34160HP9500	34160HP9500	CASE SUB, housing	1	NOT SALE	
4	34120HP9500	34120HP9500	34120HP9500	34120HP9500	34120HP9500	34120HP9500	DECOLATION, speedometer	1		
5	34950HP9200	34950HP9200	34950HP9200	34950HP9200	34950HP9200	34950HP9200	BRACKET, speedometer	1		
6	34170HP9500	34170HP9500	34170HP9500	34170HP9500	34170HP9500	34170HP9500	WIRING ASS'Y, speedometer	1		
7	09116-06010	09116-06010	09116-06010	09116-06010	09116-06010	09116-06010	BOLT, speedometer bracket	2		

FIG. 26

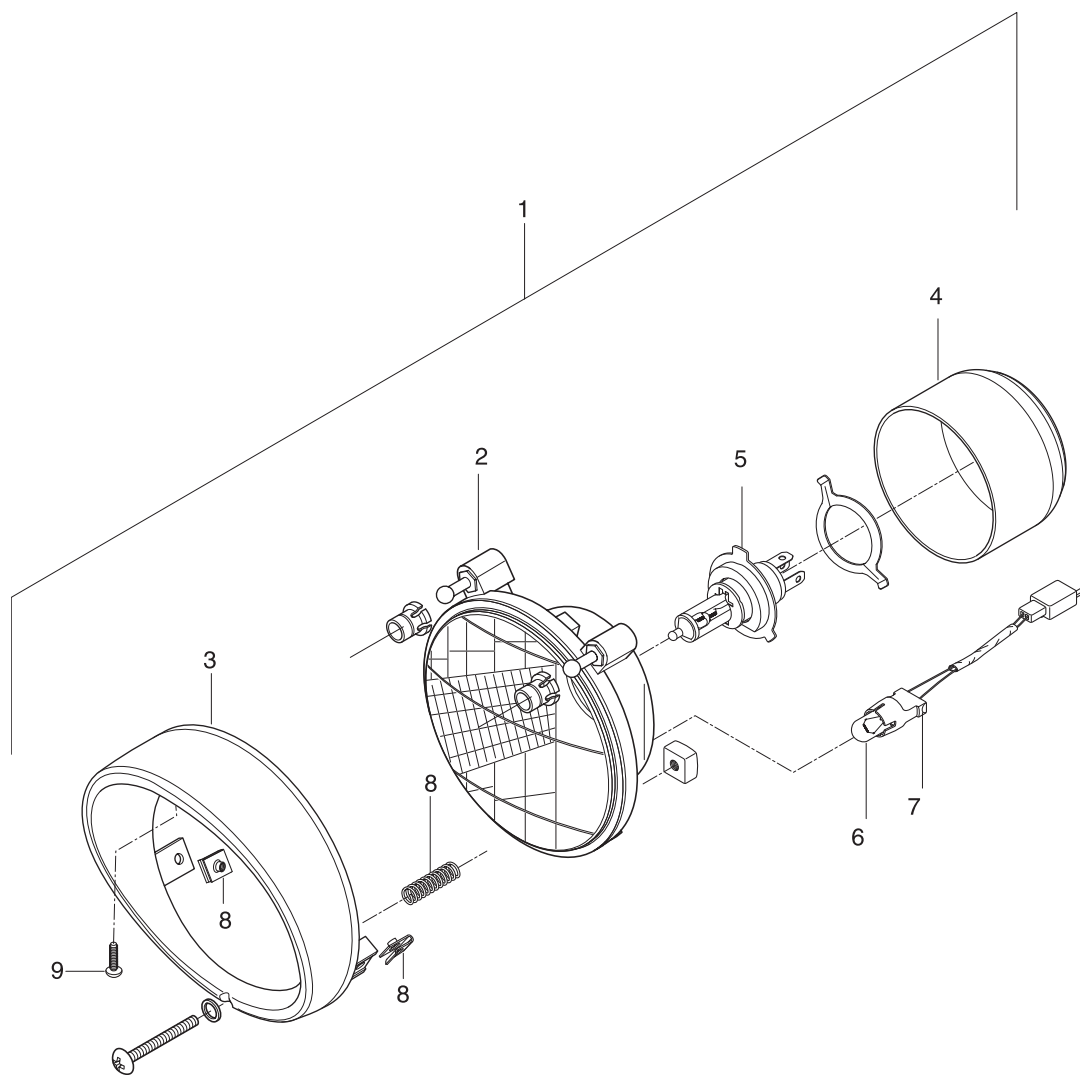
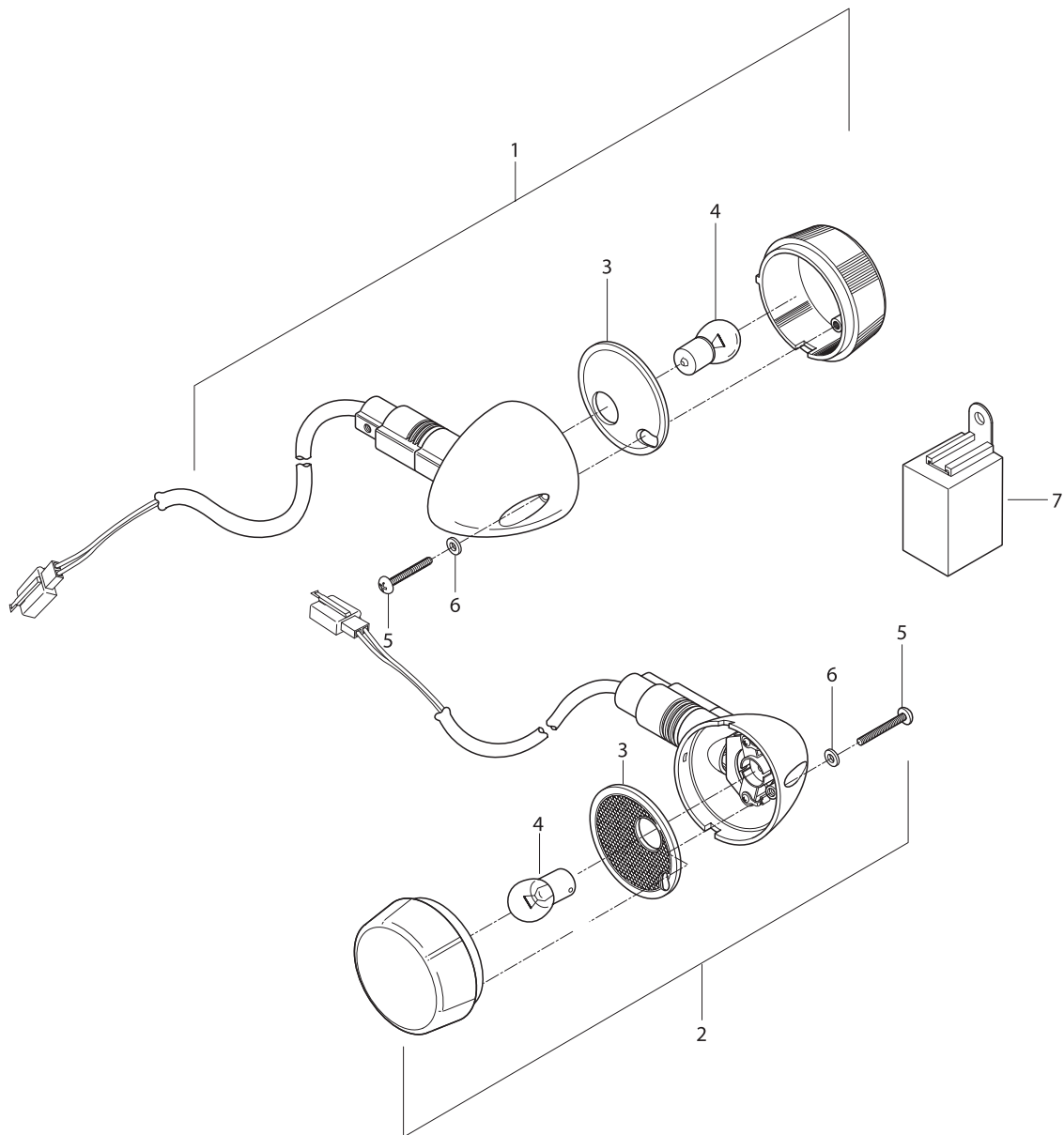


FIG 26. HEAD LAMP

REF. NO.	DOMESTIC	REU/RE/RG/RS			PART NUMBER			RUS01	PART NAME	Q'TY	REMARKS	REC.Q'TY (PCS)
		REU02	RIL01	RIL02	25KM							
1	35100HP9500	35100HP9500	35100HP9560	35100HP9560	35100HP9560	35100HP9560	35100HP9550	HEAD LAMP ASSY(12V H4 60/55W)	1			7
2	35120HP9500	35120HP9500	35120HP9500	35120HP9500	35120HP9500	35120HP9500	35120HP9500	REFLECTOR, head lamp	1			
3	35111HP9500	35111HP9500	35111HP9500	35111HP9500	35111HP9500	35111HP9500	35111HP9500	RIM, head lamp	1			
4	35173HP9500	35173HP9500	35173HP9500	35173HP9500	35173HP9500	35173HP9500	35173HP9500	DUST COVER	1			
5	09471H12103	09471H12103	09471H12103	09471H12103	09471H12103	09471H12103	09471H12106	BULB (12V H4-60/55W)BULB (12V HB2 DOT-60/55W) <= RUS	1			
6	09471H12110	09471H12110	09471H12110	09471H12110	09471H12110	09471H12110	09471H12110	BULB, head lamp low(12V W5W)	1			
7	35160HP9500	35160HP9500	35160HP9500	35160HP9500	35160HP9500	35160HP9500	35160HP9500	SOCKET ASSY, position	1			
8	09148-05039	09148-05039	09148-05039	09148-05039	09148-05039	09148-05039	09148-05039	NUT, head lamp	2			
9	09404-08403	09404-08403	09404-08403	09404-08403	09404-08403	09404-08403	09404-08403	SCREW, head lamp	1			

FIG. 27



FWD

FIG 27. FRONT TURN SIGNAL LAMP

REF. NO.	DOMESTIC	REU/RE/RG/RS	REU02 25KM	RIL01	PART NUMBER RIL02 25KM	RUS01	PART NAME	Q'TY	REMARKS	REC.Q'TY (PCS)
1	35601HP9501	35601HP9501	35601HP9501	35601HP9501	35601HP9501	35601HP9501	LAMP ASSY, Ft turnsignal R	1		10
2	35602HP9501	35602HP9501	35602HP9501	35602HP9501	35602HP9501	35602HP9501	LAMP ASSY, Ft turnsignal L	1		10
3	35614HP9500	35614HP9500	35614HP9500	35614HP9500	35614HP9500	35614HP9500	REFLECTOR,turnsignal	2		
4	09471H12112	09471H12112	09471H12112	09471H12112	09471H12112	09471H12112	BULB (12V G18:RY10W)	2		
5	02142-05128	02142-05128	02142-05128	02142-05128	02142-05128	02142-05128	SCREW, turnsignal lamp	2		
6	35609H93B00	35609H93B00	35609H93B00	35609H93B00	35609H93B00	35609H93B00	VINYL WASHER	2		
7	38610HL7300	38610HL7300	38610HL7300	38610HL7300	38610HL7300	38610HL7300	RELAY ASSY, turnsignal	1		5

FIG. 27-1

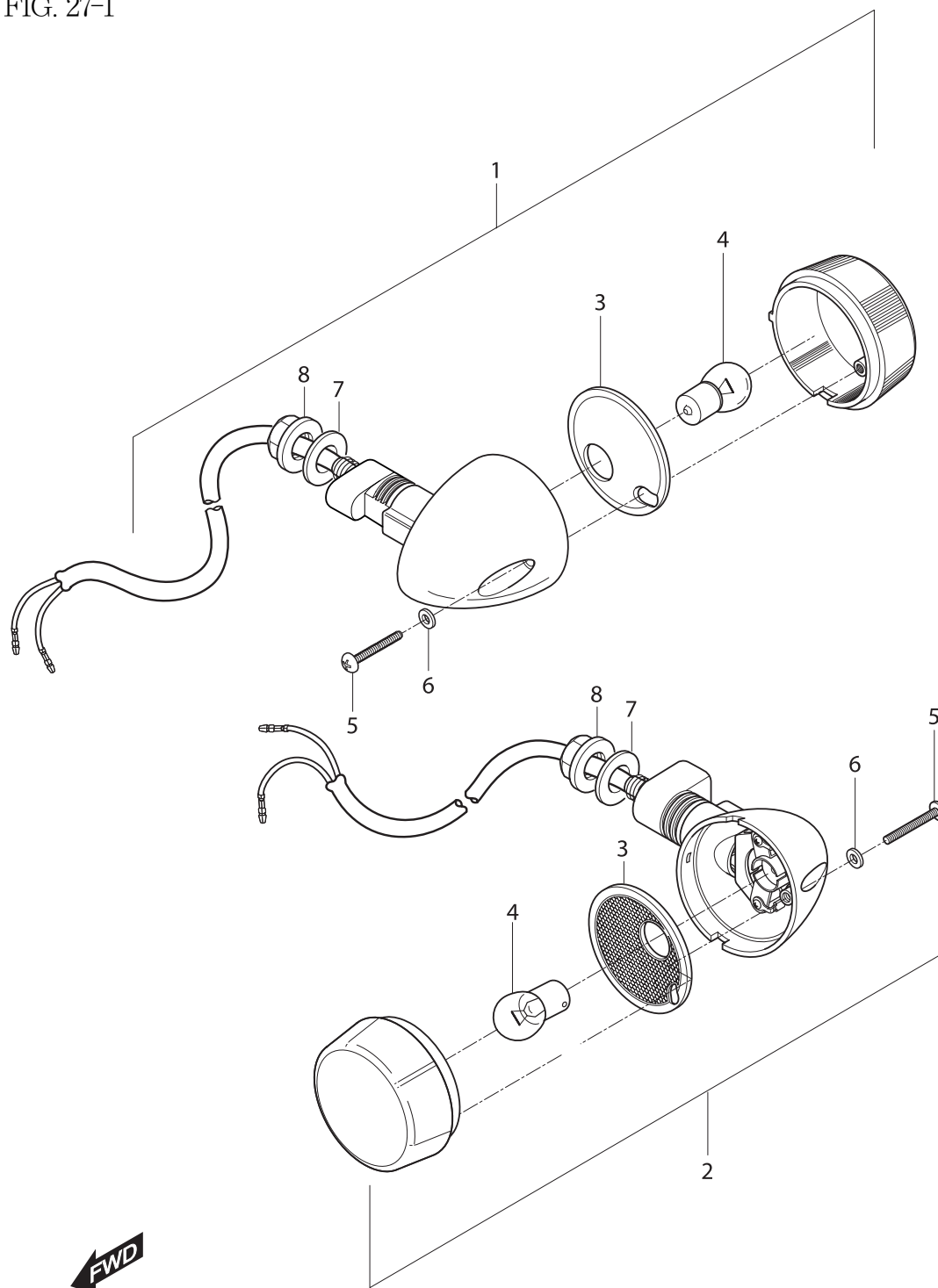


FIG 27-1. REAR TURN SIGNAL LAMP

REF. NO.	DOMESTIC	REU/RF/RG/RS	REU02 25KM	RIL01	PART NUMBER RIL02 25KM	RUS01	PART NAME	Q'TY	REMARKS	REC.Q'TY (PCS)
1	35603HP9501	35603HP9501	35603HP9501	35603HP9501	35603HP9501	35603HP9501	LAMP ASSY, Rr turnsignal R	1		5
2	35604HP9501	35604HP9501	35604HP9501	35604HP9501	35604HP9501	35604HP9501	LAMP ASSY, Rr turnsignal L	1		5
3	35614HP9500	35614HP9500	35614HP9500	35614HP9500	35614HP9500	35614HP9500	REFLECTOR	2		
4	09471H12112	09471H12112	09471H12112	09471H12112	09471H12112	09471H12112	BULB (12V G18:RY10W)	2		
5	02142-05128	02142-05128	02142-05128	02142-05128	02142-05128	02142-05128	SCREW, turnsignal lamp	2		
6	35609H93B00	35609H93B00	35609H93B00	35609H93B00	35609H93B00	35609H93B00	VINYL WASHER	2		
7	09160-06019	09160-06019	09160-06019	09160-06019	09160-06019	09160-06019	WASHER, Rr turnsignal	2		
8	08316-26022	08316-26022	08316-26022	08316-26022	08316-26022	08316-26022	NUT, Rr turnsignal	2		

FIG. 28

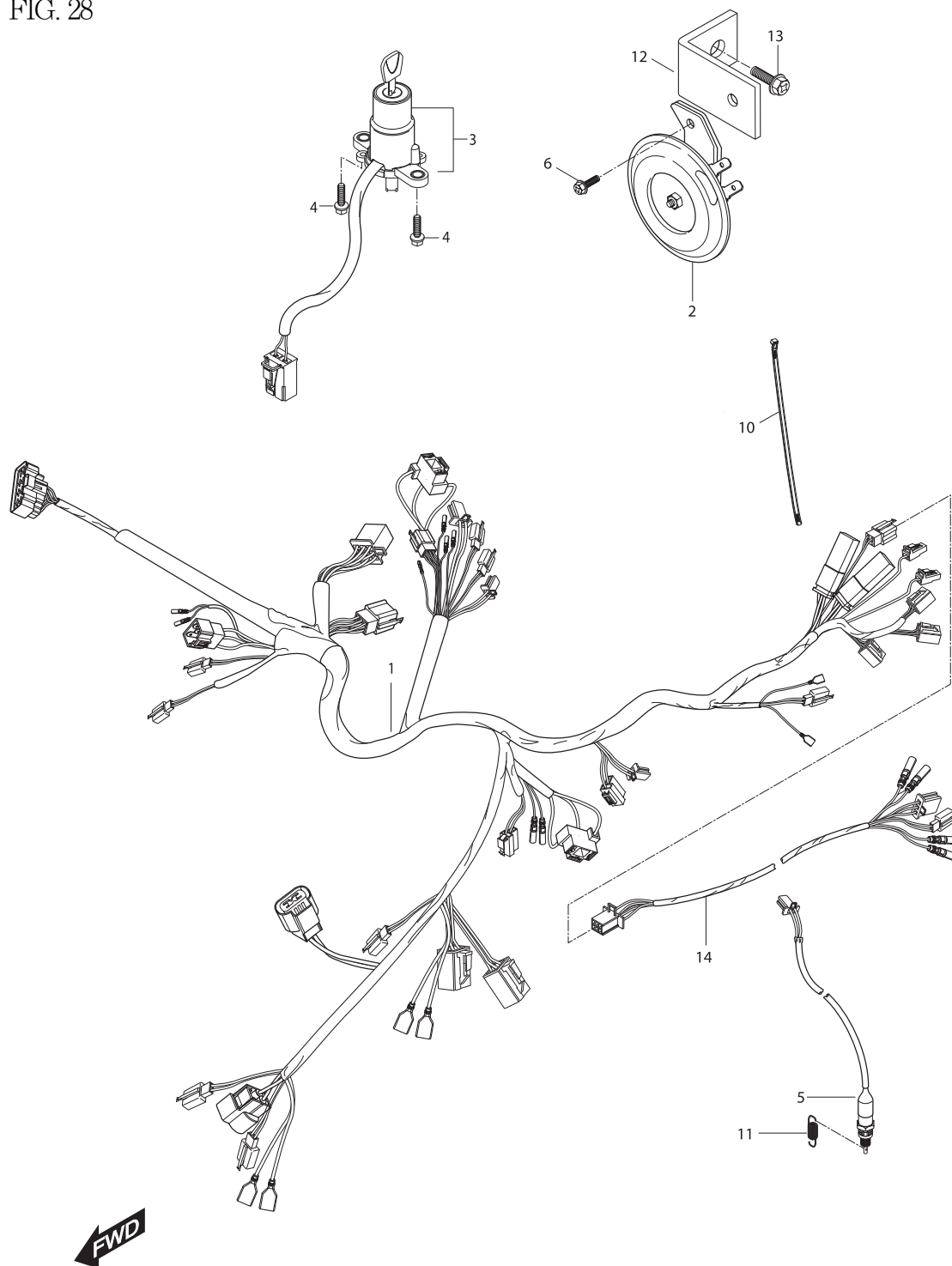


FIG 28. WIRING HARNESS

REF. NO.	DOMESTIC	REU/RF/RG/RS	REU02 25KM	RIL01	PART NUMBER RIL02 25KM	RUS01	PART NAME	Q'TY	REMARKS	REC.Q'TY (PCS)
1	36610HP9502	36610HP9502	36610HP9502	36610HP9502	36610HP9502	36610HP9502	HARNESS, wiring	1		
2	38500HP9500	38500HP9500	38500HP9500	38500HP9500	38500HP9500	38500HP9500	HORN ASS'Y	1		5
3	37000HP9500	37000HP9500	37000HP9500	37000HP9500	37000HP9500	37000HP9500	SWITCH ASS'Y, ignition	1		5
4	01517-06166	01517-06166	01517-06166	01517-06166	01517-06166	01517-06166	BOLT, ignition switch	2		
5	37740HP9500	37740HP9500	37740HP9500	37740HP9500	37740HP9500	37740HP9500	SWITCH ASS'Y, rear stop	1		7
6	01517-06168	01517-06168	01517-06168	01517-06168	01517-06168	01517-06168	SCREW, horn	1		
7										
8										
9										
10	09407-20406	09407-20406	09407-20406	09407-20406	09407-20406	09407-20406	CLAMP.	3		
11	09443H06017	09443H06017	09443H06017	09443H06017	09443H06017	09443H06017	SPRING, stop lamp switch	1		
12	38520HP9500	38520HP9500	38520HP9500	38520HP9500	38520HP9500	38520HP9500	BRACKET, horn	1		2
13	01527-10258	01527-10258	01527-10258	01527-10258	01527-10258	01527-10258	BOLT, horn bracket	1		
14	36670HP9500	36670HP9500	36670HP9500	36670HP9500	36670HP9500	36670HP9500	LEADWIRE, rear combi	1		3

FIG. 29

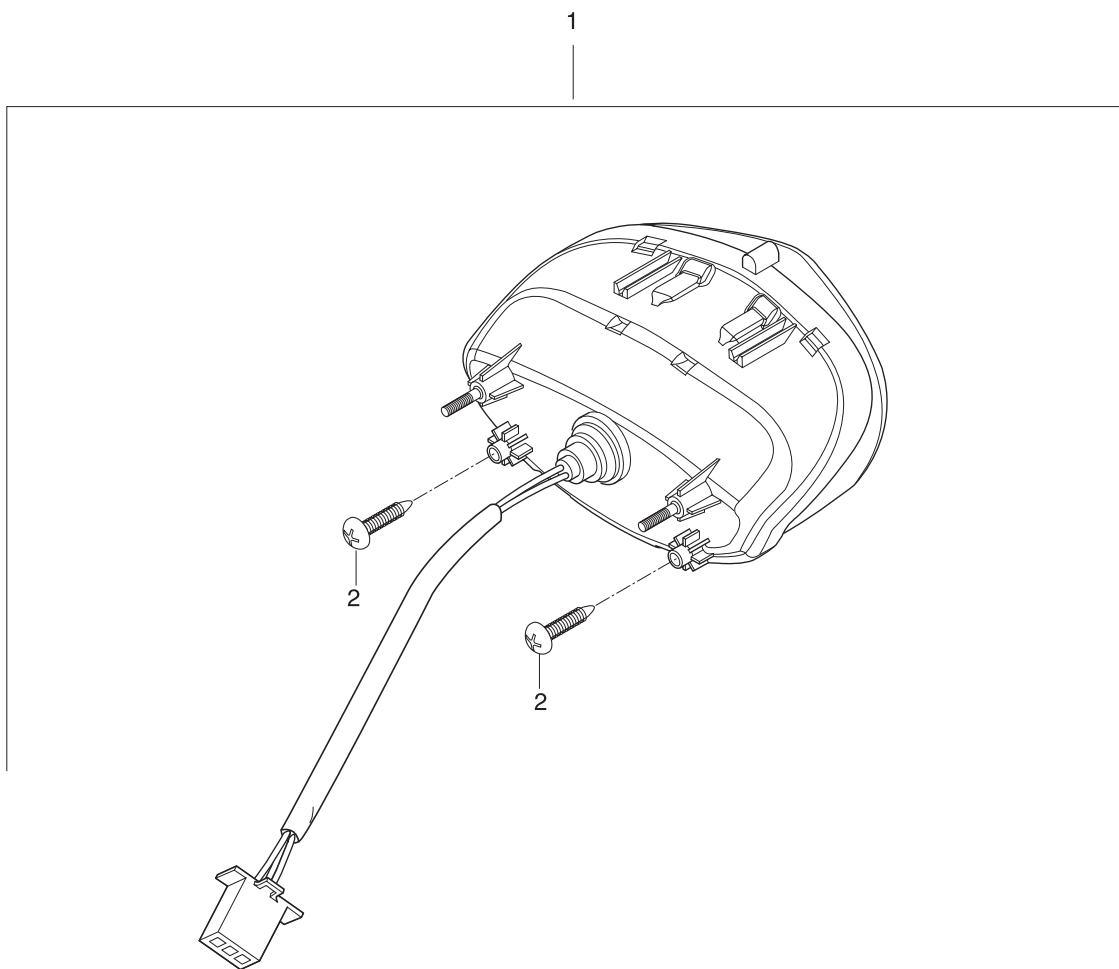


FIG 29. REAR COMBINATION

REF. NO.	DOMESTIC	REU/RE/RG/RS	REU02 25KM	PART NUMBER			PART NAME	Q'TY	REMARKS	REC.Q'TY (PCS)
				RIL01	RIL02 25KM	RUS01				
1	35710HP9500	35710HP9500	35710HP9500	35710HP9500	35710HP9500	35710HP9500	LAMP ASS'Y, tail & stop	1		5
2	03241-05166	03241-05166	03241-05166	03241-05166	03241-05166	03241-05166	SCREW, tail & stop	2		

FIG 30. FRAME

REF. NO.	DOMESTIC	REU/RE/RC/RS	REU02 25KM	RIL01	PART NUMBER RIL02 25KM	RUS01	PART NAME	Q'TY	REMARKS	REC.Q'TY (PCS)
1	41100HP950303P	41100HP950303P	41100HP950303P	41100HP950303P	41100HP950303P	41100HP956003P	FRAME COMP	1		1
2	41165HP9501	41165HP9501	41165HP9501	41165HP9501	41165HP9501	41165HP9501	SHAFT, engine mounting link	1		2
3	09141H26001	09141H26001	09141H26001	09141H26001	09141H26001	09141H26001	LOCK NUT, engine mounting link & shaft	1		
4	41191HN9101	41191HN9101	41191HN9101	41191HN9101	41191HN9101	41191HN9101	SHAFT, engine mounting RR lower	1		
5	09141H20001	09141H20001	09141H20001	09141H20001	09141H20001	09141H20001	LOCK NUT, engine mounting RR lower	1		3
6	61211HP9501	61211HP9501	61211HP9501	61211HP9501	61211HP9501	61211HP9501	SHAFT, RR swingarm pivot	1		2
7	41181HP9500	41181HP9500	41181HP9500	41181HP9500	41181HP9500	41181HP9500	SHAFT, engine mounting RR upper	1		1
8	41100HP950303P	41100HP950303P	41100HP950303P	41100HP950303P	41100HP950303P	41100HP956003P	TUBE COMP, frame down L	1		2
9	07110-08408	07110-08408	07110-08408	07110-08408	07110-08408	07110-08408	BOLT, frame joint	4		
10	08319-31128	08319-31128	08319-31128	08319-31128	08319-31128	08319-31128	NUT, engine mounting front	1		
11	08319-31108	08319-31108	08319-31108	08319-31108	08319-31108	08319-31108	NUT, frame & engine RR upper	1		
12	08319-31108	08319-31108	08319-31108	08319-31108	08319-31108	08319-31108	NUT, engine mounting RR lower	1		
13	08319-31108	08319-31108	08319-31108	08319-31108	08319-31108	08319-31108	NUT, engine mounting RR upper	1		2
14	08316-16088	08316-16088	08316-16088	08316-16088	08316-16088	08316-16088	NUT, frame joint	4		3
15	41975HP9501	41975HP9501	41975HP9501	41975HP9501	41975HP9501	41975HP9501	CAP, frame bridge lower tube	2		5
16	41977HP9500	41977HP9500	41977HP9500	41977HP9500	41977HP9500	41977HP9500	CAP, rear swingarm pivot R boss	1		3
17	41976HP9501	41976HP9501	41976HP9501	41976HP9501	41976HP9501	41976HP9501	CAP, E/G M.T.G RR plate R boss	1		
18	41170HP9500	41170HP9500	41170HP9500	41170HP9500	41170HP9500	41170HP9500	SPACER COMP, engine mounting front L	1		2
19	09320H12025	09320H12025	09320H12025	09320H12025	09320H12025	09320H12025	CUSHION COMP, engine mounting front L	2		
20	41167HP9500	41167HP9500	41167HP9500	41167HP9500	41167HP9500	41167HP9500	SPACER, engine mounting front L	1		2
21	41161HP9500	41161HP9500	41161HP9500	41161HP9500	41161HP9500	41161HP9500	SPACER, engine mounting front R	1		
22	44185HP9501	44185HP9501	44185HP9501	44185HP9501	44185HP9501	44185HP9501	STAY, fuel tank	1		
23	56222HG5100	56222HG5100	56222HG5100	56222HG5100	56222HG5100	56222HG5100	CAP,handle holder upper blt	4		
24	09263-22017	09263-22017	09263-22017	09263-22017	09263-22017	09263-22017	BEARING,rear swingin	2		
25	61252HN9100	61252HN9100	61252HN9100	61252HN9100	61252HN9100	61252HN9100	SPACER, rear s/arm pivot LH	1		1
26	61251HP9501	61251HP9501	61251HP9501	61251HP9501	61251HP9501	61251HP9501	SPCR, s/arm pivot bear'g RH	1		
27	61262-45002	61262-45002	61262-45002	61262-45002	61262-45002	61262-45002	COVER, rear s/arm	2		

FIG. 31

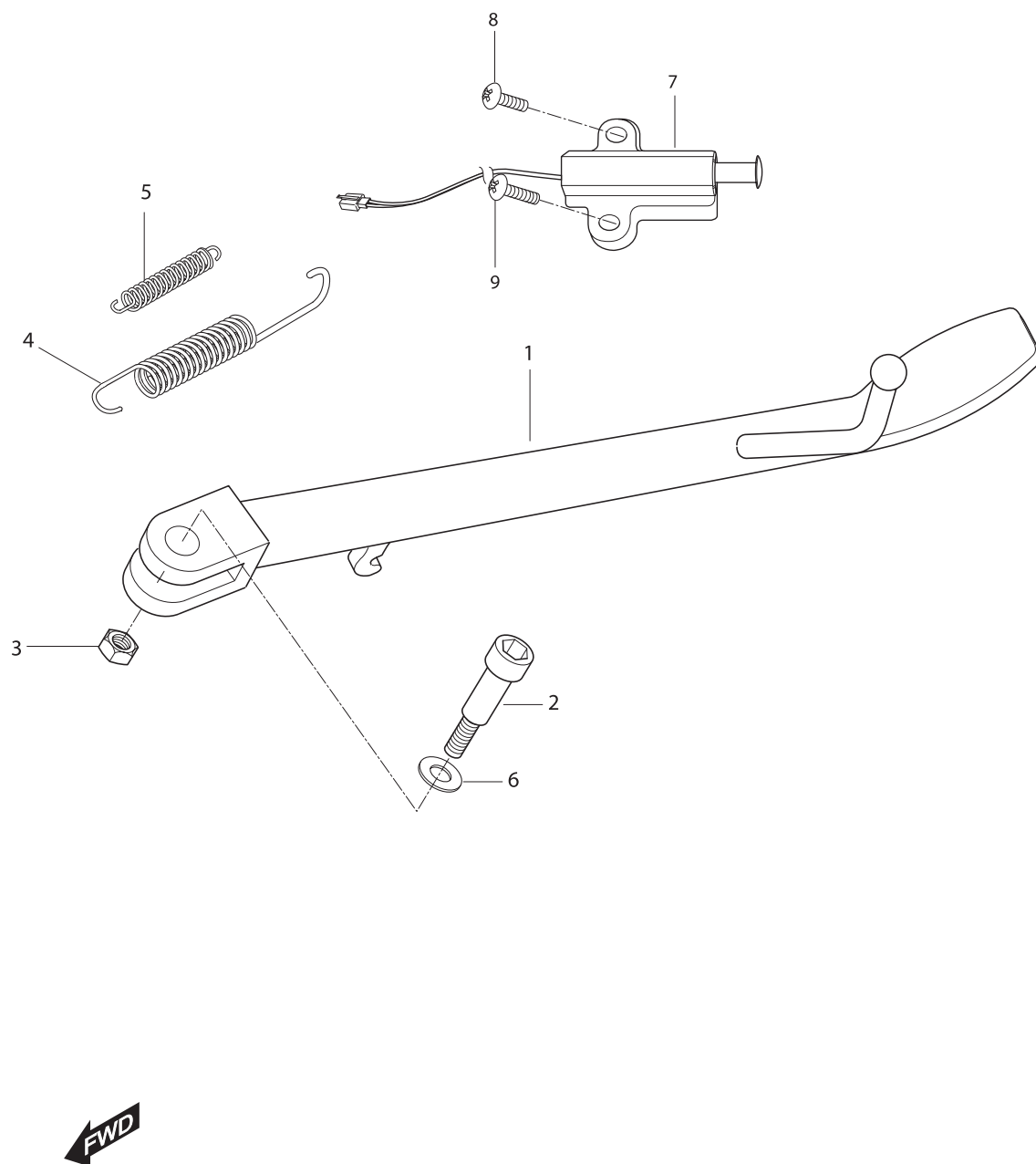


FIG 31. PROP STAND

REF. NO.	DOMESTIC	REU/RF/RG/RS	REU02 25KM	RIL01	PART NUMBER		RUS01	PART NAME	Q'TY	REMARKS	REC.Q'TY (PCS)
					RIL02 25KM						
1	42310HP9501PLA	42310HP9501PLA	42310HP9501PLA	42310HP9501PLA	42310HP9501PLA	42310HP9501PLA	42310HP9501PLA	STAND COMP, prop	1		3
2	09111H10050	09111H10050	09111H10050	09111H10050	09111H10050	09111H10050	09111H10050	BOLT, prop stand	1		
3	08310-22106	08310-22106	08310-22106	08310-22106	08310-22106	08310-22106	08310-22106	NUT, prop stand	1		
4	09443-15047	09443-15047	09443-15047	09443-15047	09443-15047	09443-15047	09443-15047	SPRING, prop stand outer	1		3
5	09443-06001	09443-06001	09443-06001	09443-06001	09443-06001	09443-06001	09443-06001	SPRING, prop stand inner	1		3
6	08221-12225	08221-12225	08221-12225	08221-12225	08221-12225	08221-12225	08221-12225	SHIM, prop stand	1		
7	37840HP9500	37840HP9500	37840HP9500	37840HP9500	37840HP9500	37840HP9500	37840HP9500	SWITCH ASSY, side stand	1		7
8	01517-06206	01517-06206	01517-06206	01517-06206	01517-06206	01517-06206	01517-06206	BOLT, side stand No.1	1		
9	01517-06256	01517-06256	01517-06256	01517-06256	01517-06256	01517-06256	01517-06256	BOLT, side stand No.2	1		

FIG. 32

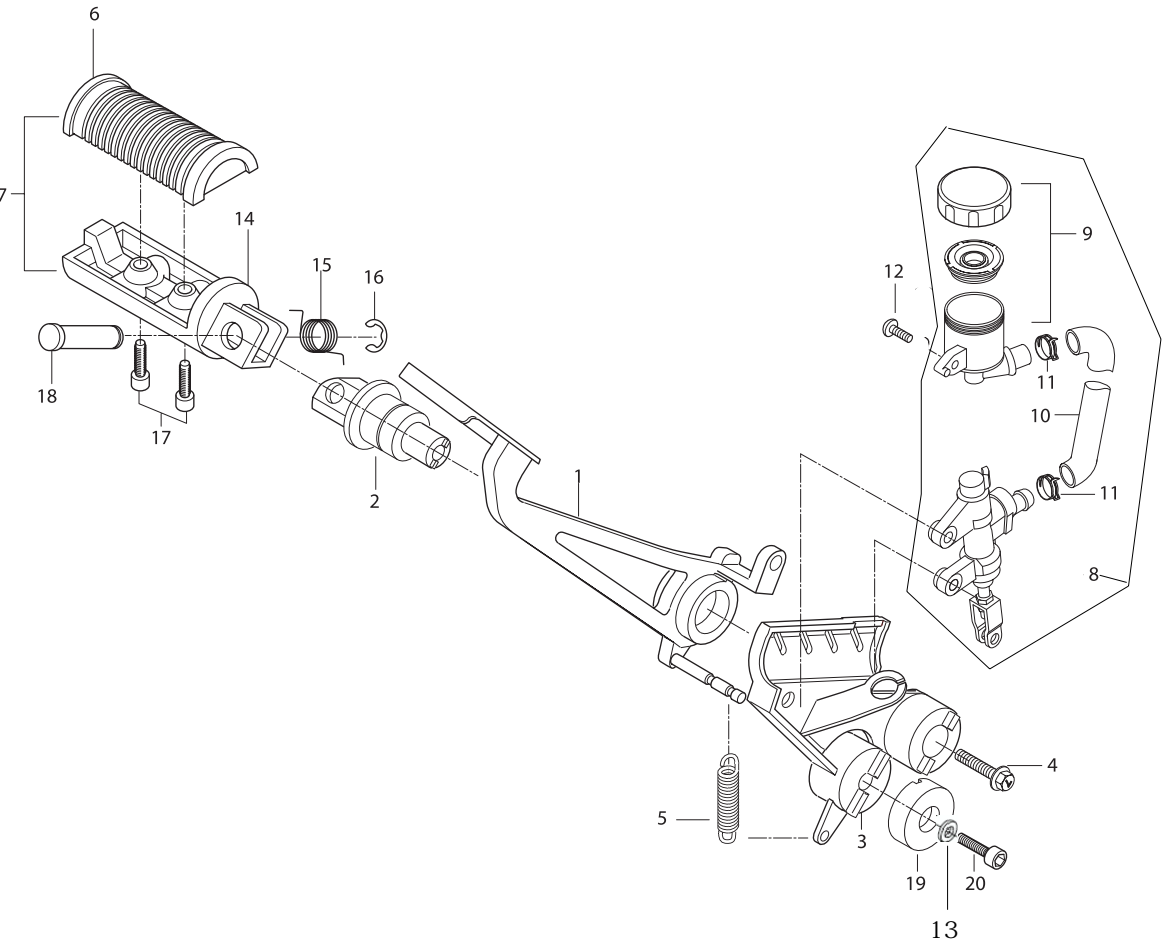


FIG 32. REAR BRAKE

REF. NO.	DOMESTIC	REU/RE/RC/RS	REU02 25KM	RIL01	PART NUMBER		RUS01	PART NAME	Q'TY	REMARKS	REC.Q'TY (PCS)
					RIL02 25KM						
1	43110HP9502PLA	43110HP9502PLA	43110HP9502PLA	43110HP9502PLA	43110HP9502PLA	43110HP9502PLA	43110HP9502PLA	PEDAL COMP, brake	1		5
2	43510HP9502	43510HP9502	43510HP9502	43510HP9502	43510HP9502	43510HP9502	43510HP9502	BOSS, ft footrest	1		
3	43580HP9502	43580HP9502	43580HP9502	43580HP9502	43580HP9502	43580HP9502	43580HP9502	BRACKET COMP, ft footrest joint RH	1		
4	09163H10149	09163H10149	09163H10149	09163H10149	09163H10149	09163H10149	09163H10149	BOLT, ft footrest	1		
5	09443H10011	09443H10011	09443H10011	09443H10011	09443H10011	09443H10011	09443H10011	SPRING, ft brake pedal return	1		5
6	43550H93B00	43550H93B00	43550H93B00	43550H93B00	43550H93B00	43550H93B00	43550H93B00	RUBBER COMP, ft footrest	1		
7	43501HP9500	43501HP9500	43501HP9500	43501HP9500	43501HP9500	43501HP9500	43501HP9500	FOOTREST ASSY, front RH	1		7
8	69609HP9501	69609HP9501	69609HP9501	69609HP9501	69609HP9501	69609HP9501	69609HP9501	CYLINDER ASSY rear master	1		5
9	69740HM8100	69740HM8100	69740HM8100	69740HM8100	69740HM8100	69740HM8100	69740HM8100	TANK ASSY reserve	1		
10	69700HP9501	69700HP9501	69700HP9501	69700HP9501	69700HP9501	69700HP9501	69700HP9501	HOSE, reserve tank	1		
11	09400H13001	09400H13001	09400H13001	09400H13001	09400H13001	09400H13001	09400H13001	CLAMP, reserve tank hose	1		
12	01514-06168	01514-06168	01514-06168	01514-06168	01514-06168	01514-06168	01514-06168	BOLT, reserve tank	1		
13	08321-31108	08321-31108	08321-31108	08321-31108	08321-31108	08321-31108	08321-31108	LOCK WASHER	1		
14	43571HP9500	43571HP9500	43571HP9500	43571HP9500	43571HP9500	43571HP9500	43571HP9500	BAR, front footrest RH	1		
15	09448H16001	09448H16001	09448H16001	09448H16001	09448H16001	09448H16001	09448H16001	SPRING, front footrest bar	1		3
16	08332-11106	08332-11106	08332-11106	08332-11106	08332-11106	08332-11106	08332-11106	E-RING, front footrest	1		
17	07110-06128	07110-06128	07110-06128	07110-06128	07110-06128	07110-06128	07110-06128	BOLT, front footrest bar	1		
18	43579HP9500	43579HP9500	43579HP9500	43579HP9500	43579HP9500	43579HP9500	43579HP9500	PIN, front footrest bar	1		5
19	43572HP9500PLA	43572HP9500PLA	43572HP9500PLA	43572HP9500PLA	43572HP9500PLA	43572HP9500PLA	43572HP9500PLA	CAP, ft footrest boss	1		
20	07110H10258	07110H10258	07110H10258	07110H10258	07110H10258	07110H10258	07110H10258	BOLT, ft footrest boss cap	1		
21	08321-31108	08321-31108	08321-31108	08321-31108	08321-31108	08321-31108	08321-31108	LOCK WASHER	1		

FIG. 33

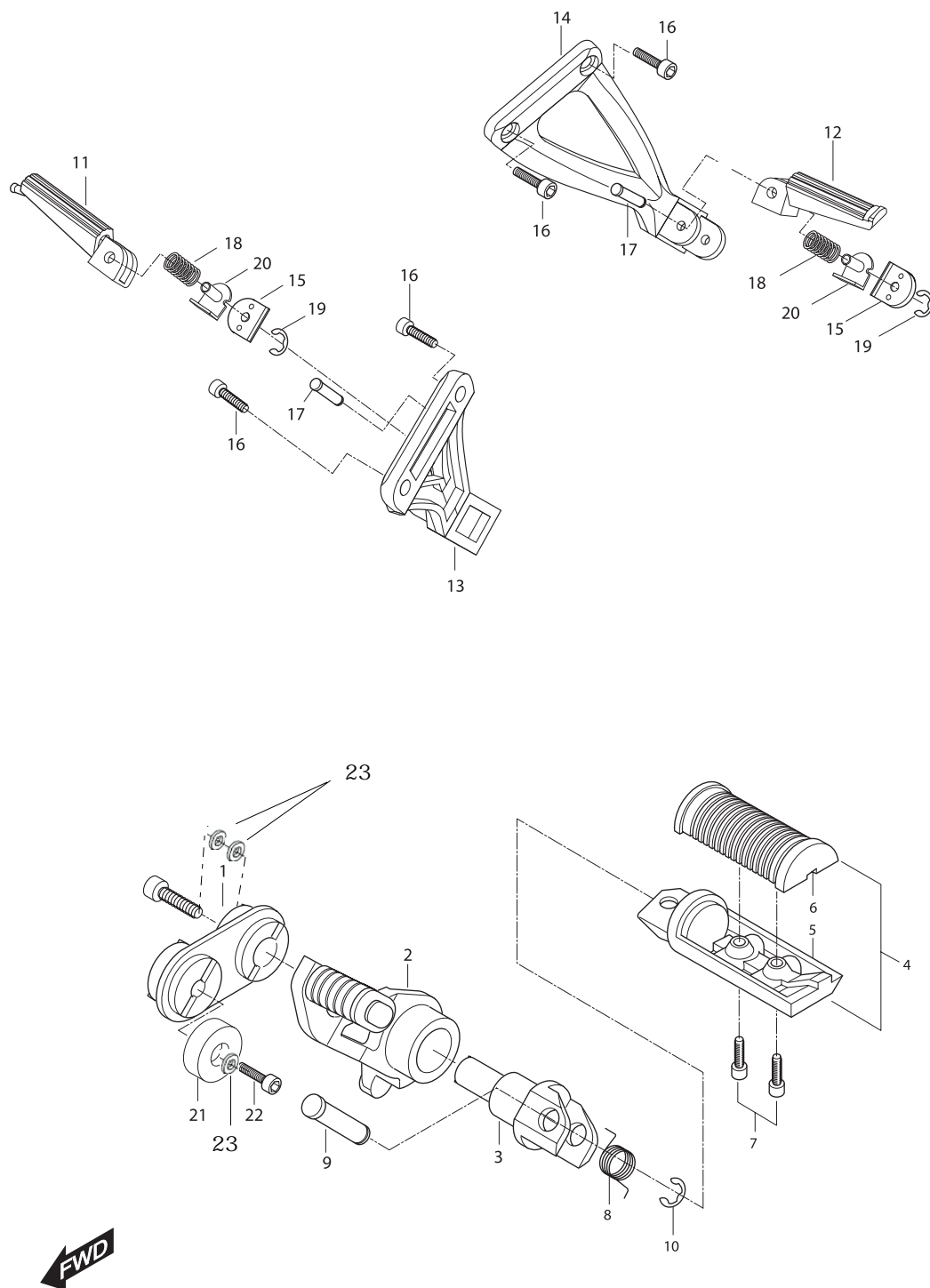


FIG 33. FOOTREST

REF. NO.	DOMESTIC	REU/RE/RC/RS	REU02 25KM	RIL01	PART NUMBER		RUS01	PART NAME	Q'TY	REMARKS	REC.Q'TY (PCS)
					RIL02 25KM						
1	43590HP9501PLA	43590HP9501PLA	43590HP9501PLA	43590HP9501PLA	43590HP9501PLA	43590HP9501PLA	43590HP9501PLA	BRKT COMP, ft footrest joint LH	1		7
2	25600HP9502PLA	25600HP95050PLA	25600HP9550PLA	25600HP9550PLA	25600HP9550PLA	25600HP9550PLA	25600HP9550PLA	LEVER ASSY, gear shift	1		
3	43510HP9502	43510HP9502	43510HP9502	43510HP9502	43510HP9502	43510HP9502	43510HP9502	BOSS COMP, ft footrest	2		
4	43501HP9500	43501HP9500	43501HP9500	43501HP9500	43501HP9500	43501HP9500	43501HP9500	FOOTREST ASSY, front RH	1		7
5	43581HP9500	43581HP9500	43581HP9500	43581HP9500	43581HP9500	43581HP9500	43581HP9500	BAR, ft footrest LH	1		
6	43550H93B00	43550H93B00	43550H93B00	43550H93B00	43550H93B00	43550H93B00	43550H93B00	RUBBER COMP, ft footrest	1		
7	07110-06128	07110-06128	07110-06128	07110-06128	07110-06128	07110-06128	07110-06128	BOLT, front footrest bar	2		
8	09448H16001	09448H16001	09448H16001	09448H16001	09448H16001	09448H16001	09448H16001	SPRING, ft footrest bar	1		3
9	43579HM8101	43579HM8101	43579HM8101	43579HM8101	43579HM8101	43579HM8101	43579HM8101	PIN, ft footrest bar	1		
10	08332-11106	08332-11106	08332-11106	08332-11106	08332-11106	08332-11106	08332-11106	E-RING, ft footrest	2		
11	43571HM8100	43571HM8100	43571HM8100	43571HM8100	43571HM8100	43571HM8100	43571HM8100	BAR, ft footrest RH	1		
12	43581HP9500	43581HP9500	43581HP9500	43581HP9500	43581HP9500	43581HP9500	43581HP9500	BAR, ft footrest LH	1		
13	43620HP950003P	43620HP950003P	43620HP950003P	43620HP950003P	43620HP950003P	43620HP950003P	43620HP950003P	FOOTREST BAR, pillion R	1		7
14	43720HP950003P	43720HP950003P	43720HP950003P	43720HP950003P	43720HP950003P	43720HP950003P	43720HP950003P	FOOTREST BAR, pillion L	1		7
15	43641HN8101	43641HN8101	43641HN8101	43641HN8101	43641HN8101	43641HN8101	43641HN8101	PLATE, pillion stopper NO.2	2		
16	09106H08230	09106H08230	09106H08230	09106H08230	09106H08230	09106H08230	09106H08230	BOLT, pillion footrest	4		
17	43579HM8101	43579HM8101	43579HM8101	43579HM8101	43579HM8101	43579HM8101	43579HM8101	PIN, pillion footrest RH	2		
18	09448H14007	09448H14007	09448H14007	09448H14007	09448H14007	09448H14007	09448H14007	SPRING, pillion footrest RH	2		
19	08332-11079	08332-11079	08332-11079	08332-11079	08332-11079	08332-11079	08332-11079	E-RING, pillion footrest RH	2		
20	43631HM8101	43631HM8101	43631HM8101	43631HM8101	43631HM8101	43631HM8101	43631HM8101	PLATE, pillion stopper NO.1	2		
21	43572HP9500PLA	43572HP9500PLA	43572HP9500PLA	43572HP9500PLA	43572HP9500PLA	43572HP9500PLA	43572HP9500PLA	CAP, front footrest boss	2		
22	07110H10258	07110H10258	07110H10258	07110H10258	07110H10258	07110H10258	07110H10258	BOLT, front footrest boss cap	2		
23	08321-31108	08321-31108	08321-31108	08321-31108	08321-31108	08321-31108	08321-31108	LOCK WASHER	3		

FIG. 34

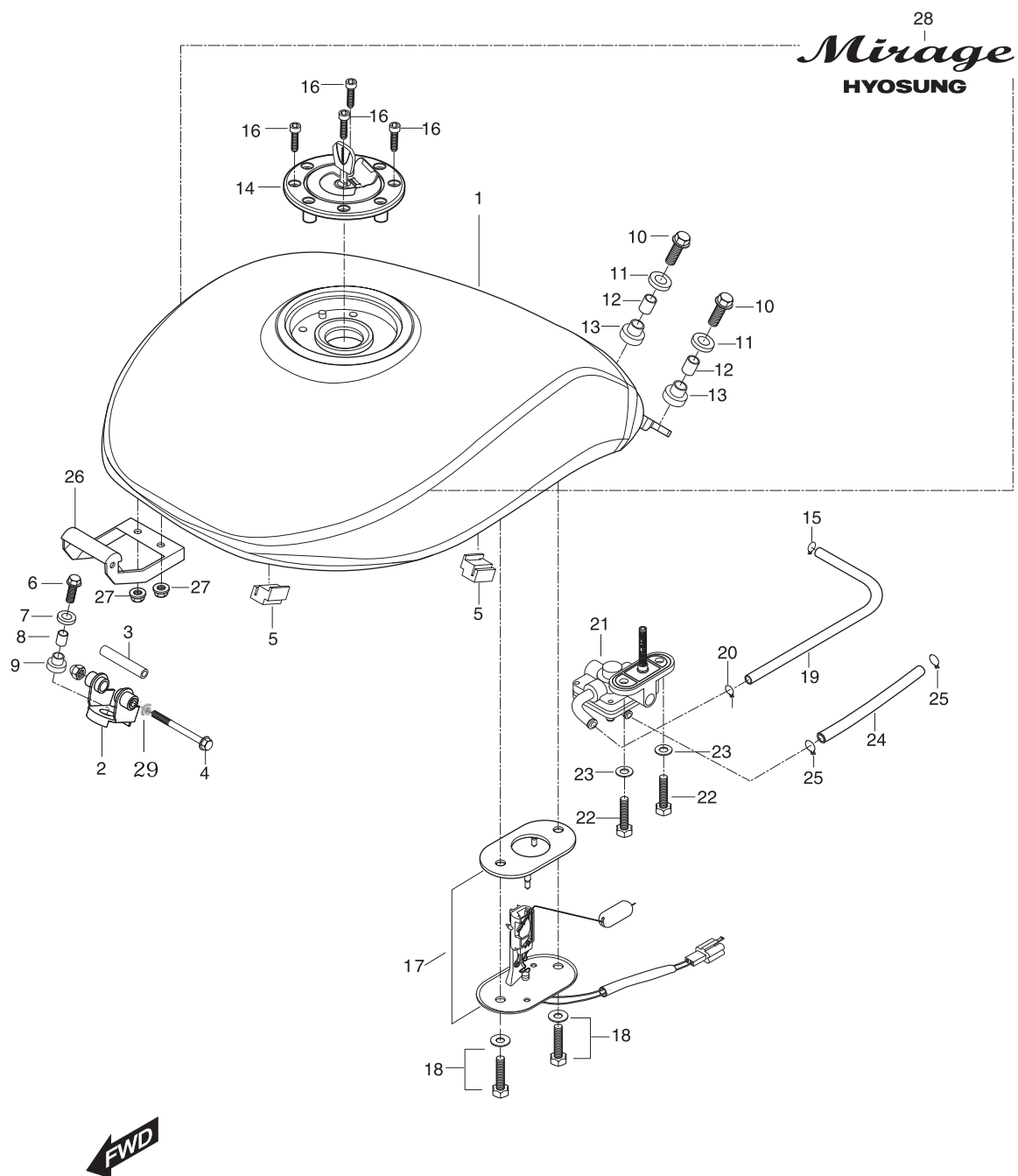


FIG 34. FUEL TANK

REF. NO.	DOMESTIC	REU/RF/RC/RS	REU02 25KM	RIL01	PART NUMBER RIL02 25KM	RUS01	PART NAME	Q'TY	REMARKS	REC.Q'TY (PCS)
1	44110HP9503	44110HP9503	44110HP9503	44110HP9503	44110HP9503	44110HP9503	TANK COMP, fuel(color : CDS, CMB, CTB WITH EMBLEM)	1		
2	44180HP9501	44180HP9501	44180HP9501	44180HP9501	44180HP9501	44180HP9501	BRACKET COMP, fuel tank front lower	1		5
3	44183HP9502	44183HP9502	44183HP9502	44183HP9502	44183HP9502	44183HP9502	SPACER, fuel tank front lower brkt	1		3
4	09103H06001	09103H06001	09103H06001	09103H06001	09103H06001	09103H06001	BOLT, fuel tank front lower brkt & fuel tank	1		
5	09329H28001	09329H28001	09329H28001	09329H28001	09329H28001	09329H28001	CUSHION, fuel tank side	2		
6	09116H08078	09116H08078	09116H08078	09116H08078	09116H08078	09116H08078	BOLT, fuel tank front brkt	1		
7	09320-14013	09320-14013	09320-14013	09320-14013	09320-14013	09320-14013	CUSHION, fuel tank front upper	1		
8	09180H08007	09180H08007	09180H08007	09180H08007	09180H08007	-	SPACER, fuel tank front cushion	4		
9	09320H10020	09320H10020	09320H10020	09320H10020	09320H10020	09320H10020	CUSHION, fuel tank front lower	1		
10	09116H08078	09116H08078	09116H08078	09116H08078	09116H08078	09116H08078	BOLT, fuel tank RR	2		
11	09320-14013	09320-14013	09320-14013	09320-14013	09320-14013	09320-14013	CUSHION, fuel tank RR upper	2		
12	09180H08007	09180H08007	09180H08007	09180H08007	09180H08007	09180H08007	SPACER, fuel tank RR cushion	2		
13	09320H10020	09320H10020	09320H10020	09320H10020	09320H10020	09320H10020	CUSHION, fuel tank RR lower	2		
14	44200H35C10	44200H35C10	44200H35C10	44200H35C10	44200H35C10	44200H35C10	CAP ASSY, fuel tank filler	1		
15	09401H11401	09401H11401	09401H11401	09401H11401	09401H11401	09401H11401	CLIP, strainer outlet & fuel pump	1		
16	09106-05017	09106-05017	09106-05017	09106-05017	09106-05017	09106-05017	BOLT, fuel tank filler	4		
17	34810HP9501	34810HP9501	34810HP9501	34810HP9501	34810HP9501	34810HP9501	GAUGE ASSY, fuel lever	1		7
18	09128-06035	09128-06035	09128-06035	09128-06035	09128-06035	09128-06035	BOLT, fuel level gauge	2		
19	44199HP9500	44199HP9500	44199HP9500	44199HP9500	44199HP9500	44199HP9500	HOSE, fuel strainer outlet	1		3
20	09401-10401	09401-10401	09401-10401	09401-10401	09401-10401	09401-10401	CLIP, fuel inlet hose	4		
21	44300HP9501	44300HP9501	44300HP9501	44300HP9501	44300HP9501	44300HP9501	COCK ASSY, fuel	1		7
22	09128-06035	09128-06035	09128-06035	09128-06035	09128-06035	09128-06035	BOLT, fuel cock	2		
23	09168-06010	09168-06010	09168-06010	09168-06010	09168-06010	09168-06010	GASKET, fuel cock spring, fuel on	2		5
24	44197HP9500	44197HP9500	44197HP9500	44197HP9500	44197HP9500	44197HP9500	HOSE, fuel cock vacuum & intake pipe	1		
25	09401-08401	09401-08401	09401-08401	09401-08401	09401-08401	09401-08401	CUP, fuel cock & intake	5		
26	44150HP9500	44150HP9500	44150HP9500	44150HP9500	44150HP9500	44150HP9500	BRKT COMP, fuel tank front upper	1		
27	08316-16066	08316-16066	08316-16066	08316-16066	08316-16066	08316-16066	NUT, fuel tank front upper brkt	2		
28	68120HP9500CR	68120HP9500CR	68120HP9500CR	68120HP9500CR	68120HP9500CR	68120HP9500CR	EMBLEM, HYOSUNG	2		
29	09160H06057	09160H06057	09160H06057	09160H06057	09160H06057	09160H06057	WSHR, /tank fi low bkt&upp bkt	1		

FIG. 35

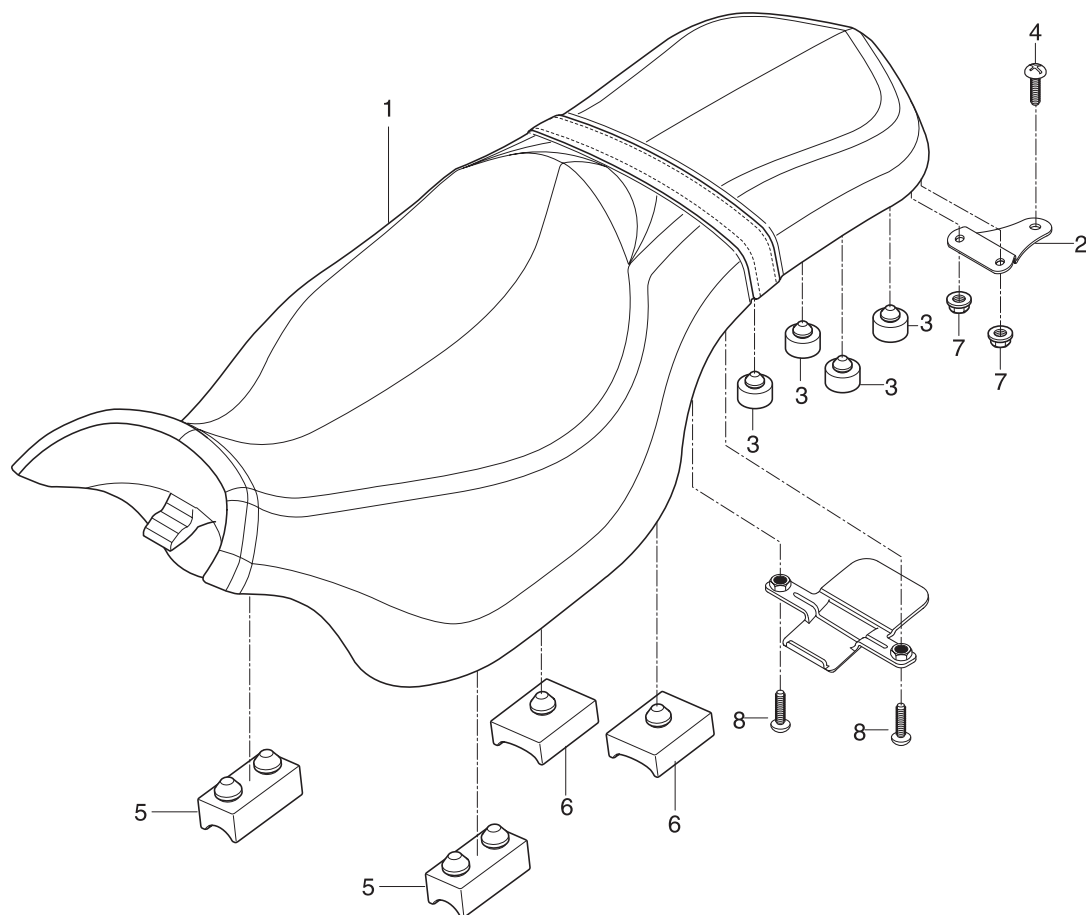


FIG 35. SEAT

REF. NO.	DOMESTIC	REU/RE/RG/RS	REU02 25KM	RIL01	PART NUMBER		RUS01	PART NAME	Q'TY	REMARKS	REC.Q'TY (PCS)
					RIL02						
1	45100HP9504	45100HP9504	45100HP9504	45100HP9504	45100HP9504	25KM	45100HP9504	SEAT SET	1		7
2	45278HP9501	45278HP9501	45278HP9501	45278HP9501	45278HP9501		45278HP9501	BRKT, seat rear	1		
3	09180-06030	09180-06030	09180-06030	09180-06030	09180-06030		09180-06030	BOSS	4		
4	47311HP9500	47311HP9500	47311HP9500	47311HP9500	47311HP9500		47311HP9500	BOLT, tail cover & RR seat bracket	1		2
5	45176HP9500	45176HP9500	45176HP9500	45176HP9500	45176HP9500		45176HP9500	CUSHION, seat front	2		
6	45177HP9500	45177HP9500	45177HP9500	45177HP9500	45177HP9500		45177HP9500	CUSHION, seat rear	2		
7	08319-31068	08319-31068	08319-31068	08319-31068	08319-31068		08319-31068	NUT	2		
8	02142-06256	02142-06256	02142-06256	02142-06256	02142-06256		02142-06256	SCREW	2		

FIG 36. AIR DUCT

REF. NO.	DOMESTIC	REU/RF/RC/RS	REU02 25KM	RIL01	PART NUMBER RIL02 25KM	RUS01	PART NAME	Q'TY	REMARKS	REC.Q'TY (PCS)
1	94665HP9503	94665HP9503	94665HP9503	94665HP9503	94665HP9503	94665HP9503	COVER, air duct rear R	1		10
2	94666HP9504	94666HP9504	94666HP9504	94666HP9504	94666HP9504	94666HP9504	COVER, air duct rear L	1		10
3	94661HP9501	94661HP9501	94661HP9501	94661HP9501	94661HP9501	94661HP9501	COVER, air duct front R	1		10
4	94662HP9501	94662HP9501	94662HP9501	94662HP9501	94662HP9501	94662HP9501	COVER, air duct front L	1		10
5	94667HP9501	94667HP9501	94667HP9501	94667HP9501	94667HP9501	94667HP9501	GRILL, air duct R	1		5
6	94668HP9501	94668HP9501	94668HP9501	94668HP9501	94668HP9501	94668HP9501	GRILL, air duct L	1		5
7	94663HP9500	94663HP9500	94663HP9500	94663HP9500	94663HP9500	94663HP9500	PLATE, air duct rear cover R	1		3
8	94664HP9500	94664HP9500	94664HP9500	94664HP9500	94664HP9500	94664HP9500	PLATE, air duct rear cover L	1		3
9	47511HP9501	47511HP9501	47511HP9501	47511HP9501	47511HP9501	47511HP9501	COVER, front side R	1		
10	47512HP9501	47512HP9501	47512HP9501	47512HP9501	47512HP9501	47512HP9501	COVER, front side L	1		
11	02142-06206	02142-06206	02142-06206	02142-06206	02142-06206	02142-06206	SCREW, air duct rear cover & frame	2		
12	09106H06150	09106H06150	09106H06150	09106H06150	09106H06150	09106H06150	BOLT, front side cover R/L	4		
13	09106H06150	09106H06150	09106H06150	09106H06150	09106H06150	09106H06150	BOLT, air duct RR cover & plate air duct RR	2		
14	09106H05150	09106H05150	09106H05150	09106H05150	09106H05150	09106H05150	BOLT,air duct FT cover & air duct RR cover	2		
15	09148-05039	09148-05039	09148-05039	09148-05039	09148-05039	09148-05039	NUT, air duct front cover R/L	2		
16	03241-04128	03241-04128	03241-04128	03241-04128	03241-04128	03241-04128	SCREW, air duct F/T cover & grill R/L	6		
17	03241-05165	03241-05165	03241-05165	03241-05165	03241-05165	03241-05165	SCREW, speedometer case	2		
18	94811HP9501	94811HP9501	94811HP9501	94811HP9501	94811HP9501	94811HP9501	COVER, radiator	1		7
19	09106H06150	09106H06150	09106H06150	09106H06150	09106H06150	09106H06150	BOLT, radiator	4		
20	09160-06006	09160-06006	09160-06006	09160-06006	09160-06006	09160-06006	WASHER, radiator	4		
21	94812HP9502	94812HP9502	94812HP9502	94812HP9502	94812HP9502	94812HP9502	GRILL, radiator cover upper	1		3
22	94813HP9502	94813HP9502	94813HP9502	94813HP9502	94813HP9502	94813HP9502	GRILL, radiator cover lower	1		3
23	03241-04128	03241-04128	03241-04128	03241-04128	03241-04128	03241-04128	SCREW, radiator & grill	13		
24	34106HP9501	34106HP9501	34106HP9501	34106HP9501	34106HP9501	34106HP9501	CASE, speedometer front	1		7
25	34107HP9500	34107HP9500	34107HP9500	34107HP9500	34107HP9500	34107HP9500	CASE, speedometer rear	1		7
26	09106H05160	09106H05160	09106H05160	09106H05160	09106H05160	09106H05160	BOLT, speedometer case	2		
27	09320-09016	09320-09016	09320-09016	09320-09016	09320-09016	09320-09016	CUSHION, radiator	4		
28	09180-06114	09180-06114	09180-06114	09180-06114	09180-06114	09180-06114	SPACER, radiator	4		
29	09169-06010	09169-06010	09169-06010	09169-06010	09169-06010	09169-06010	WSHR	2		

FIG. 37

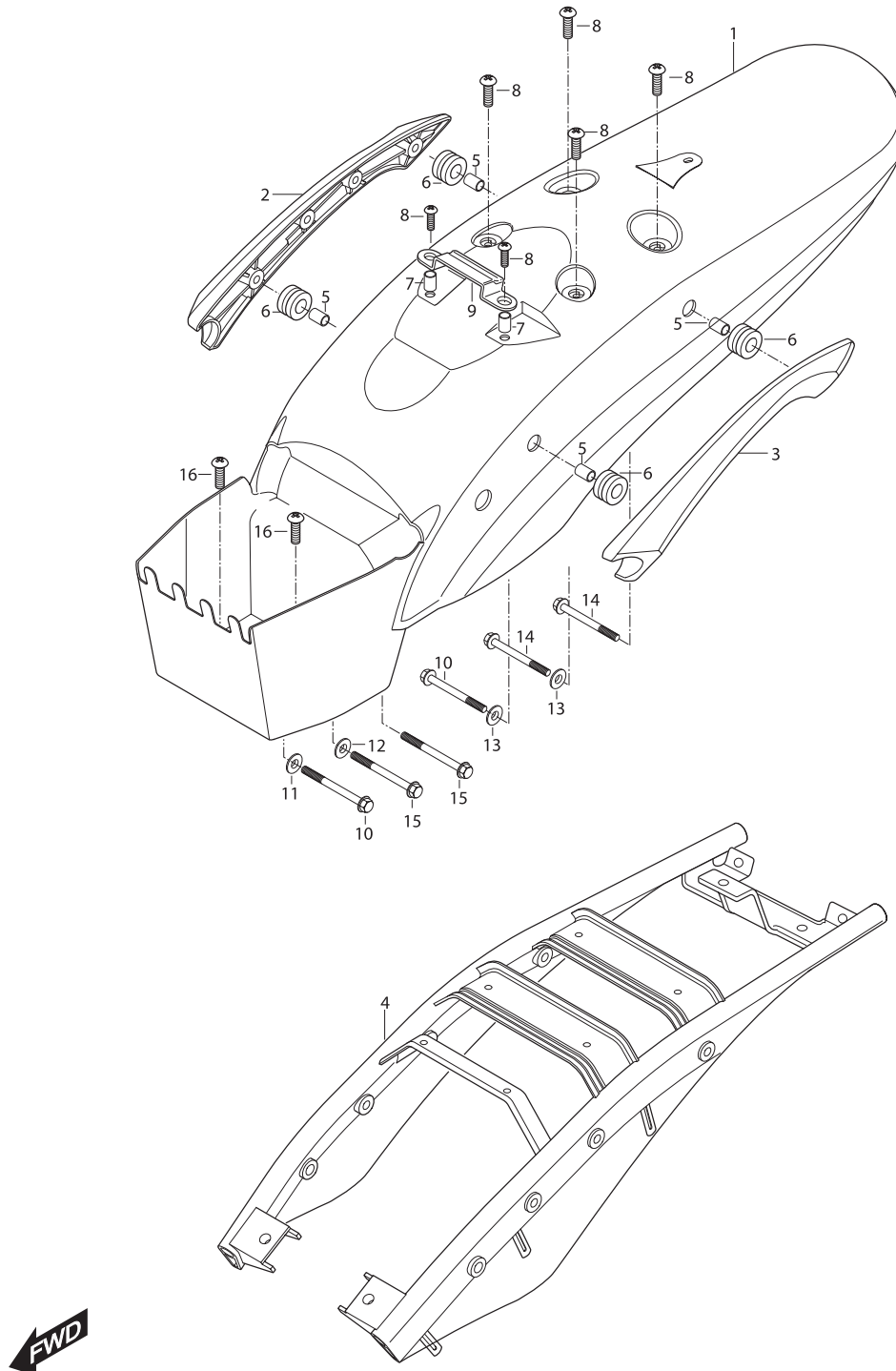


FIG 37. SEAT TAIL COVER

REF. NO.	DOMESTIC	REU/RF/RG/RS	REU02 25KM	RIL01	PART NUMBER RIL02 25KM	RUS01	PART NAME	Q'TY	REMARKS	REC.Q'TY (PCS)
1	45511HP9502	45511HP9502	45511HP9502	45511HP9502	45511HP9502	45511HP9502	COVER, seat tail (color : ODS,OMB,OTB)	1		
2	63511HP9503	63511HP9503	63511HP9503	63511HP9503	63511HP9503	63511HP9503	PILLION, rider RH	1		10
3	63521HP9503	63521HP9503	63521HP9503	63521HP9503	63521HP9503	63521HP9503	PILLION, rider LH	1		10
4	45520HP9502	45520HP9502	45520HP9502	45520HP9502	45520HP9502	45520HP9502	BRACE COMP, seat tail cover	1		5
5	09180H08129	09180H08129	09180H08129	09180H08129	09180H08129	09180H08129	SPACER.	4		
6	09320-11008	09320-11008	09320-11008	09320-11008	09320-11008	09320-11008	CUSHION	4		
7	09180-06030	09180-06030	09180-06030	09180-06030	09180-06030	09180-06030	BOSS, tail cover & seat brkt	2		
8	01517-06205	01517-06205	01517-06205	01517-06205	01517-06205	01517-06205	BOLT, bnace & tail cover	6		
9	45178HP9501	45178HP9501	45178HP9501	45178HP9501	45178HP9501	45178HP9501	BRACKET, tail cover & seat	1		5
10	62311HP9501	62311HP9501	62311HP9501	62311HP9501	62311HP9501	62311HP9501	BOLT, rear sorber upper	2		3
11	08321-21088	08321-21088	08321-21088	08321-21088	08321-21088	08321-21088	WASHER	1		
12	08321-21088	08321-21088	08321-21088	08321-21088	08321-21088	08321-21088	WASHER.	1		
13	08321-21088	08321-21088	08321-21088	08321-21088	08321-21088	08321-21088	WASHER.	4		
14	01517-08468	01517-08468	01517-08468	01517-08468	01517-08468	01517-08468	BOLT, pillion rider RH	1		
15	01517-08468	01517-08468	01517-08468	01517-08468	01517-08468	01517-08468	BOLT, pillion rider LH	1		
16	09106H06150	09106H06150	09106H06150	09106H06150	09106H06150	09106H06150	BOLT, tail cover & frame	2		

FIG. 38

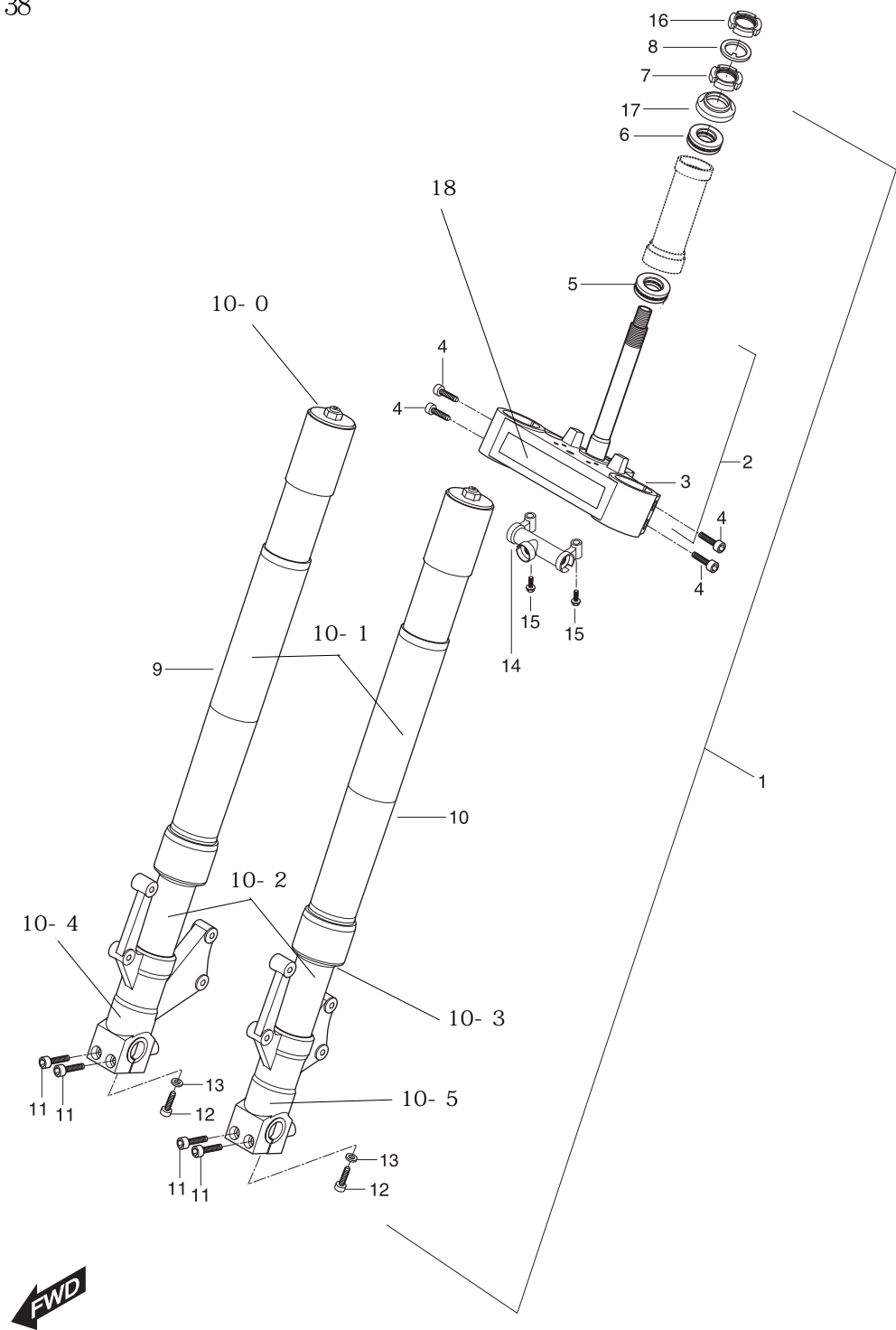


FIG 38. FRONT FORK

REF. NO.	DOMESTIC	REU/RE/RG/RS	REU02 25KM	RIL01	PART NUMBER		RUS01	PART NAME	Q'TY	REMARKS	REC.Q'TY (PCS)
					RIL02 25KM						
1	51100HP9501HPA	51100HP9501HPA	51100HP9501HPA	51100HP9501HPA	51100HP9501HPA	51100HP9501HPA	51100HP9501HPA	FORK ASS'Y, front	1		
2	51411HP9504CR	51411HP9504CR	51411HP9504CR	51411HP9504CR	51411HP9504CR	51411HP9504CR	51411HP9504CR	BRACKET COMP, under	1		5
3	51411HP9504	51411HP9504	51411HP9504	51411HP9504	51411HP9504	51411HP9504	51411HP9504	BRACKET, under	1	NOT SALE	
4	07110-08308	07110-08308	07110-08308	07110-08308	07110-08308	07110-08308	07110-08308	BOLT, bracket comp under	4		
5	09265H28001	09265H28001	09265H28001	09265H28001	09265H28001	09265H28001	09265H28001	BEARING, steering lower	1		3
6	09265H25001	09265H25001	09265H25001	09265H25001	09265H25001	09265H25001	09265H25001	BEARING, steering upper	1		3
7	51631HN9100	51631HN9100	51631HN9100	51631HN9100	51631HN9100	51631HN9100	51631HN9100	NUT, steering stem	1		
8	09166H25001	09166H25001	09166H25001	09166H25001	09166H25001	09166H25001	09166H25001	WASHER, steering stem	1		
9	51210HP9501	51210HP9501	51210HP9501	51210HP9501	51210HP9501	51210HP9501	51210HP9501	DAMPER ASSY, front fork RH	1		
10	51220HP9501	51220HP9501	51220HP9501	51220HP9501	51220HP9501	51220HP9501	51220HP9501	DAMPER ASSY, front fork LH	1		
10-0	52120HN9100	52120HN9100	52120HN9100	52120HN9100	52120HN9100	52120HN9100	52120HN9100	CAP, outer tube	2		
10-1	52220HP9500CM2	52220HP9500CM2	52220HP9500CM2	52220HP9500CM2	52220HP9500CM2	52220HP9500CM2	52220HP9500CM2	OUTER, tube	2		
10-2	52110HP9500	52110HP9500	52110HP9500	52110HP9500	52110HP9500	52110HP9500	52110HP9500	FORK, pipe	2		
10-3	52611HG5800	52611HG5800	52611HG5800	52611HG5800	52611HG5800	52611HG5800	52611HG5800	OIL, seal	2		
10-4	52280HM8104C20	52280HM8104C20	52280HM8104C20	52280HM8104C20	52280HM8104C20	52280HM8104C20	52280HM8104C20	BOOTOM, block RH	1		
10-6	52270HM8104C20	52270HM8104C20	52270HM8104C20	52270HM8104C20	52270HM8104C20	52270HM8104C20	52270HM8104C20	BOOTOM, block LH	1		
11	09106H08458	09106H08458	09106H08458	09106H08458	09106H08458	09106H08458	09106H08458	BOLT, axle grip	4		
12	52710-N9100	52710-N9100	52710-N9100	52710-N9100	52710-N9100	52710-N9100	52710-N9100	BOLT, bottom	2		
13	52730-G5800	52730-G5800	52730-G5800	52730-G5800	52730-G5800	52730-G5800	52730-G5800	WASHER, seal	2		
14	51511HP9501	51511HP9501	51511HP9501	51511HP9501	51511HP9501	51511HP9501	51511HP9501	JOINT, front brake hose	1		3
15	01517-06308	01517-06308	01517-06308	01517-06308	01517-06308	01517-06308	01517-06308	BOLT, front brake hose joint	2		
16	51631HN9100	51631HN9100	51631HN9100	51631HN9100	51631HN9100	51631HN9100	51631HN9100	NUT, stem upper	1		
17	51643HG5801	51643HG5801	51643HG5801	51643HG5801	51643HG5801	51643HG5801	51643HG5801	DUST SEAL, steering stem	1		
18	68110HP9500CR	68110HP9500CR	68110HP9500CR	68110HP9500CR	68110HP9500CR	68110HP9500CR	68110HP9500CR	EMBLEM,HYOSUNG	1		

FIG 39. STREERING HEAD

REF. NO.	DOMESTIC	REU/RE/RG/RS	REU02 25KM	RIL01	PART NUMBER		RUS01	PART NAME	Q'TY	REMARKS	REC.Q'TY (PCS)
					RIL02 25KM						
1	51311HP9502CR	51311HP9502CR	51311HP9502CR	51311HP9502CR	51311HP9502CR	51311HP9502CR	51311HP9502CR	BRACKET, front fork upper	1		5
2	51411HP9504CR	51411HP9504CR	51411HP9504CR	51411HP9504CR	51411HP9504CR	51411HP9504CR	51411HP9504CR	BRACKET COMP, under	1		5
3	51631HN9100	51631HN9100	51631HN9100	51631HN9100	51631HN9100	51631HN9100	51631HN9100	NUT, stem upper	1		
4	09166H25001	09166H25001	09166H25001	09166H25001	09166H25001	09166H25001	09166H25001	WASHER, steering stem	1		
5	07110-08258	07110-08258	07110-08258	07110-08258	07110-08258	07110-08258	07110-08258	BOLT, front fork upper bracket	4		
6	51710HP9501	51710HP9501	51710HP9501	51710HP9501	51710HP9501	51710HP9501	51710HP9501	COVER, turn signal tube	1		7
7	51720HP9500	51720HP9500	51720HP9500	51720HP9500	51720HP9500	51720HP9500	51720HP9500	TUBE COMP, turn signal	1		7
8	09106H06150	09106H06150	09106H06150	09106H06150	09106H06150	09106H06150	09106H06150	BOLT, turn signal cover	2		
9	02142-05128	02142-05128	02142-05128	02142-05128	02142-05128	02142-05128	02142-05128	SCREW, turn signal lamp & cover	2		
10	68110HP9500CR	68110HP9500CR	68110HP9500CR	68110HP9500CR	68110HP9500CR	68110HP9500CR	68110HP9500CR	EMBLEM.HYOSUNG	1		
11	51900HP9500	51900HP9500	51900HP9500	51900HP9500	51900HP9500	51900HP9500	51900HP9500	LOCK ASSY, steering	1		
12	02122-06128	02122-06128	02122-06128	02122-06128	02122-06128	02122-06128	02122-06128	SCREW, steering lock	2		
13	56222HG5100	56222HG5100	56222HG5100	56222HG5100	56222HG5100	56222HG5100	56222HG5100	CAP.handle holder upper bit	8		

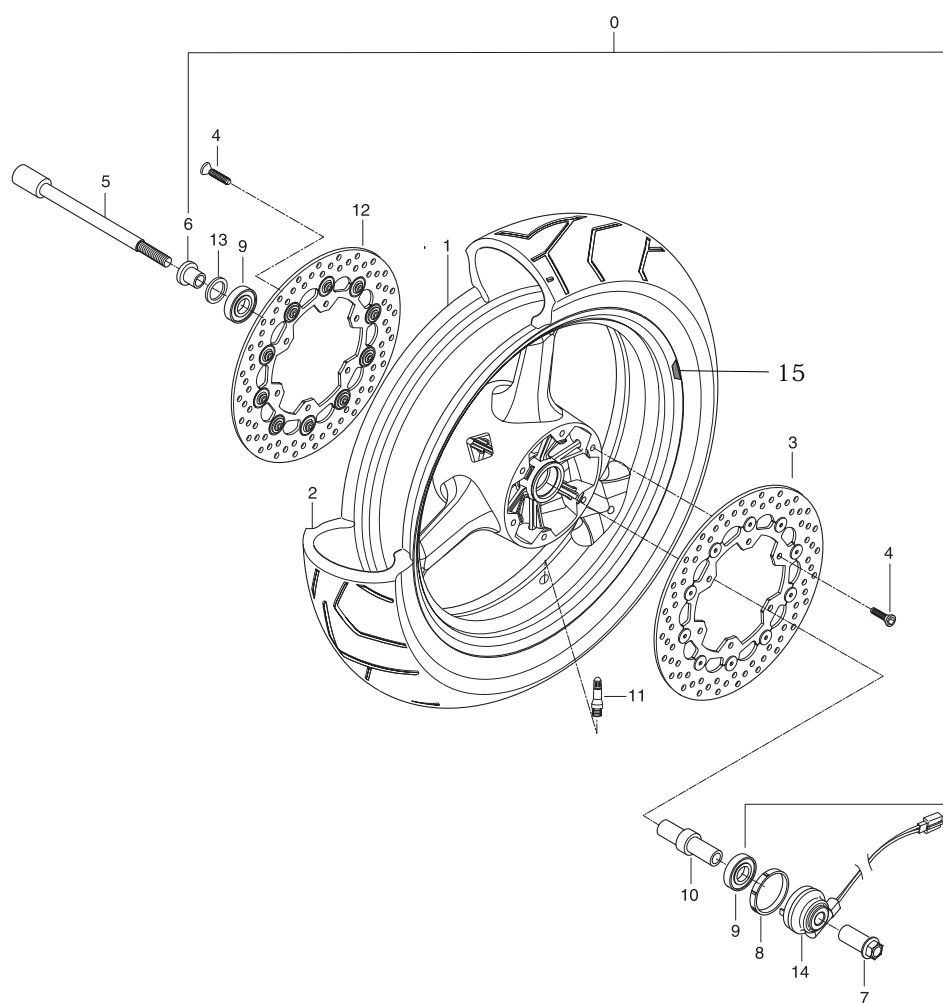
FIG. 40



FIG 40. FRONT FENDER

REF. NO.	DOMESTIC	REU/RE/RG/RS	REU02 25KM	RIL01	PART NUMBER RIL02 25KM	RUS01	PART NAME	Q'TY	REMARKS	REC.Q'TY (PCS)
1	53111HP9502	53111HP9502	53111HP9502	53111HP9502	53111HP9502	53111HP9502	FENDER, front (color:ODS,OMB,OTB)	1		
2	59430HP9501	59430HP9501	59430HP9501	59430HP9501	59430HP9501	59430HP9501	CLAMP COMP, F/T brake hose R	1		3
3	59440HP9501	59440HP9501	59440HP9501	59440HP9501	59440HP9501	59440HP9501	CLAMP COMP, F/T brake hose L	1		3
4	09106H08150	09106H08150	09106H08150	09106H08150	09106H08150	09106H08150	BOLT, front fender & cauper	2		3
5	09404-06404	09404-06404	09404-06404	09404-06404	09404-06404	09404-06404	CLAMP, speedometer	1		
6	53311HP9501	53311HP9501	53311HP9501	53311HP9501	53311HP9501	53311HP9501	FENDER, front upper	1		
7	53210HP9502	53210HP9502	53210HP9502	53210HP9502	53210HP9502	53210HP9502	BRACE COMP, front fender	1		5
8	09106H06200	09106H06200	09106H06200	09106H06200	09106H06200	09106H06200	BOLT, front fender	8		3
9	51821HP9501	51821HP9501	51821HP9501	51821HP9501	51821HP9501	51821HP9501	HOUSING, headlamp	1		
10										
11	02112-95208	02112-95208	02112-95208	02112-95208	02112-95208	02112-95208	SCREW, housing & headlamp	3		
12	08322-21068	08322-21068	08322-21068	08322-21068	08322-21068	08322-21068	WASHER, front fender& brace	4		
13	09169-06034	09169-06034	09169-06034	09169-06034	09169-06034	09169-06034	WASHER, front feder	4		
14	08316-26066	08316-26066	08316-26066	08316-26066	08316-26066	08316-26066	NUT, headlamp housing brkt & under brkt	2		
15	09148-04024	09148-04024	09148-04024	09148-04024	09148-04024	09148-04024	NUT, head lamp housing	1		
16	09404-06405	09404-06405	09404-06405	09404-06405	09404-06405	09404-06405	CLAMP, head lamp housing	1		
17	03241-05106	03241-05106	03241-05106	03241-05106	03241-05106	03241-05106	SCREW, head lamp housing clamp	1		

FIG. 41



FWD

FIG 41. FRONT WHEEL

REF. NO.	DOMESTIC	REU/RF/RC/RS	REU02 25KM	RIL01	PART NUMBER		RUS01	PART NAME	Q'TY	REMARKS	REC.Q'TY (PCS)
					RIL02 25KM						
0	54140HP9500HPA	54140HP9500HPA	54140HP9500HPA	54140HP9500HPA	54140HP9500HPA	54140HP9500HPA	54140HP9500HPA	WHEEL, front ASS'Y			
1	54141HP9500	54141HP9500	54141HP9500	54141HP9500	54141HP9500	54141HP9500	54141HP9500	WHEEL, front (J18-MT3.50)	1		3
2	55100HP9500	55100HP9500	55100HP9500	55100HP9500	55100HP9500	55100HP9500	55100HP9500	TIRE SET, front	1		7
3	59220HP9502	59220HP9502	59220HP9502	59220HP9502	59220HP9502	59220HP9502	59220HP9502	DISC COMP, front brakel L	1		3
4	09106H08230	09106H08230	09106H08230	09106H08230	09106H08230	09106H08230	09106H08230	BOLT, front brakel	12		
5	54711HGS101	54711HGS101	54711HGS101	54711HGS101	54711HGS101	54711HGS101	54711HGS101	AXLE, front	1		2
6	54750HP9501	54750HP9501	54750HP9501	54750HP9501	54750HP9501	54750HP9501	54750HP9501	SPACER COMP, front axle R	1		2
7	54721HM8100	54721HM8100	54721HM8100	54721HM8100	54721HM8100	54721HM8100	54721HM8100	NUT, front axle	1		
8	54690HM8101	54690HM8101	54690HM8101	54690HM8101	54690HM8101	54690HM8101	54690HM8101	COVER, front wheel	1		
9	08124-63027	08124-63027	08124-63027	08124-63027	08124-63027	08124-63027	08124-63027	BEARING, front hub	2		3
10	54730HP9500	54730HP9500	54730HP9500	54730HP9500	54730HP9500	54730HP9500	54730HP9500	SPACER COMP, front hub	1		
11	55220-29C20	55220-29C20	55220-29C20	55220-29C20	55220-29C20	55220-29C20	55220-29C20	VALVE ASS'Y, wheel rim	1		
12	59210HP9502	59210HP9502	59210HP9502	59210HP9502	59210HP9502	59210HP9502	59210HP9502	DISC COMP, front brake R	1		5
13	09283H25002	09283H25002	09283H25002	09283H25002	09283H25002	09283H25002	09283H25002	OIL SEAL, front bearing	1		7
14	34860HP9201	34860HP9201	34860HP9201	34860HP9201	34860HP9201	34860HP9201	34860HP9201	SENSOR ASS'Y, speedometer	1		5
15	64162HN9100	64162HN9100	64162HN9100	64162HN9100	64162HN9100	64162HN9100	64162HN9100	WEIGHT, wheel balance	1		

FIG. 42

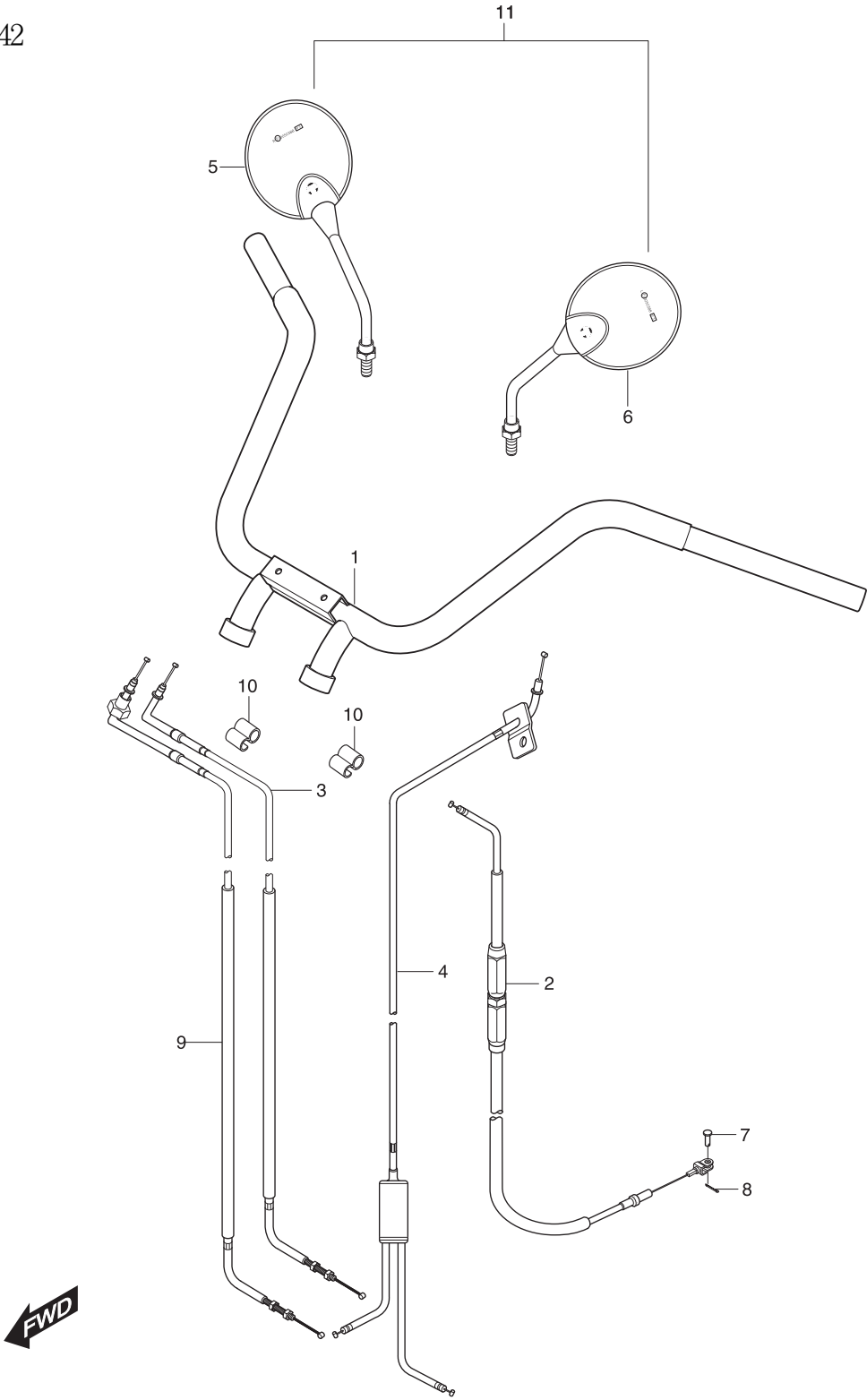


FIG 42. HANDLE BAR

REF. NO.	DOMESTIC	REU/RE/RG/RS	REU02 25KM	RIL01	PART NUMBER RIL02 25KM	RUS01	PART NAME	Q'TY	REMARKS	REC.Q'TY (PCS)
1	56110HP9504	56110HP9504	56110HP9504	56110HP9504	56110HP9504	56110HP9504	HANDLE BAR COMP	1		7
2	58200HP9501	58200HP9501	58200HP9501	58200HP9501	58200HP9501	58200HP9501	CABLE ASS'Y CLUTCH	1		7
3	58300HP9501	58300HP9501	58300HP9501	58300HP9501	58300HP9501	58300HP9501	CABLE ASS'Y, throttle	1		7
4	58410HP9501	58410HP9501	58410HP9501	58410HP9501	58410HP9501	58410HP9501	CABLE COMP, starter	1		7
5	56500HP9500	56500HP9500	56500HP9500	56500HP9500	56500HP9500	56500HP9500	MIRROR ASS'Y, rear view R	1		
6	56600HP9500	56600HP9500	56600HP9500	56600HP9500	56600HP9500	56600HP9500	MIRROR ASS'Y, rear view L	1		
7	09200-06004	09200-06004	09200-06004	09200-06004	09200-06004	09200-06004	PIN, clutch cable	1		
8	04111-20158	04111-20158	04111-20158	04111-20158	04111-20158	04111-20158	COTTER PIN, clutch	1		
9	58600HP9501	58600HP9501	58600HP9501	58600HP9501	58600HP9501	58600HP9501	CABLE ASS'Y, throttle return	1		7
10	09408-00002	09408-00002	09408-00002	09408-00002	09408-00002	09408-00002	CLIP	2		
11	56501HP9500	56501HP9500	56501HP9500	56501HP9500	56501HP9500	56501HP9500	MIRROR SET	1		10

FIG. 43

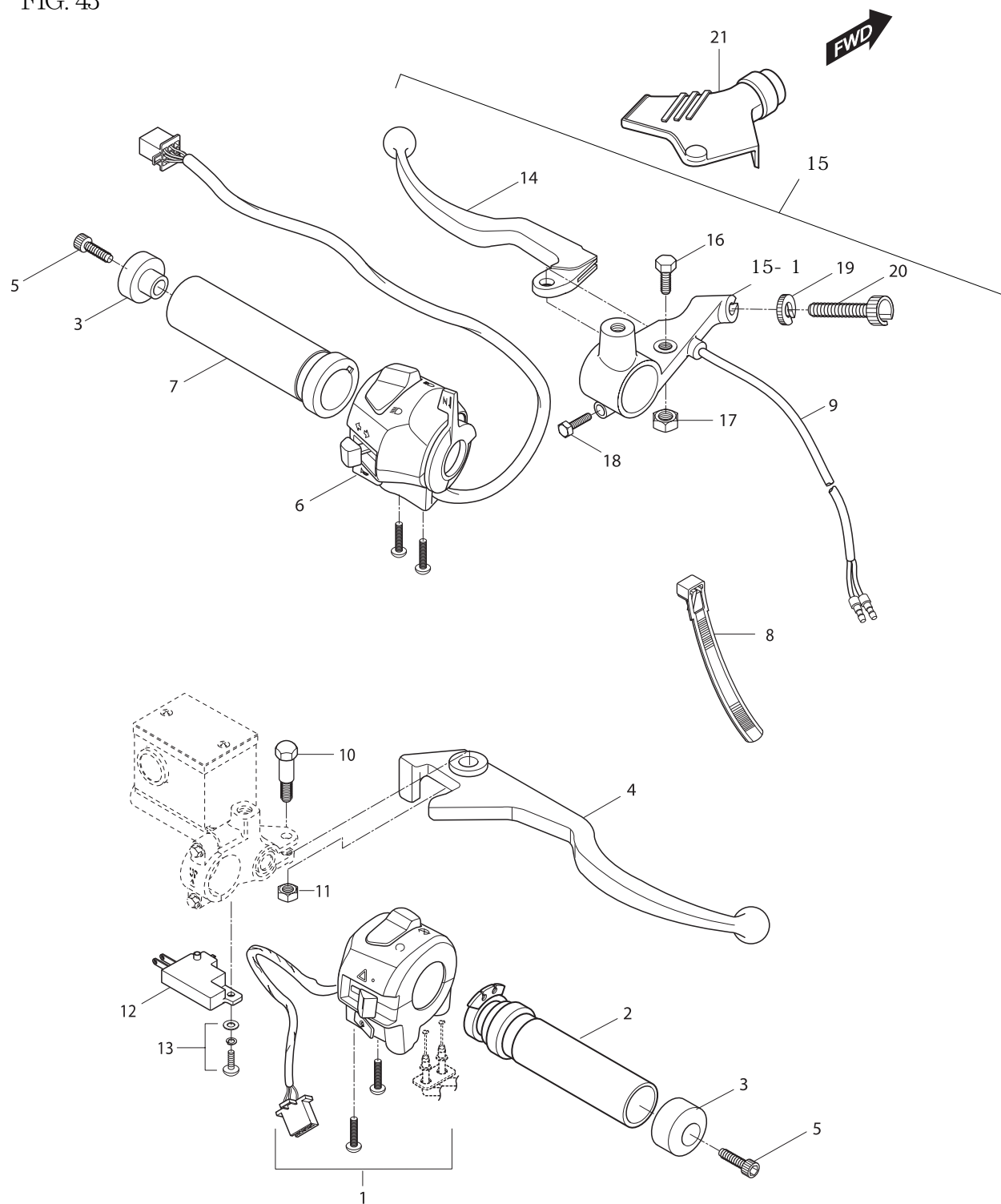
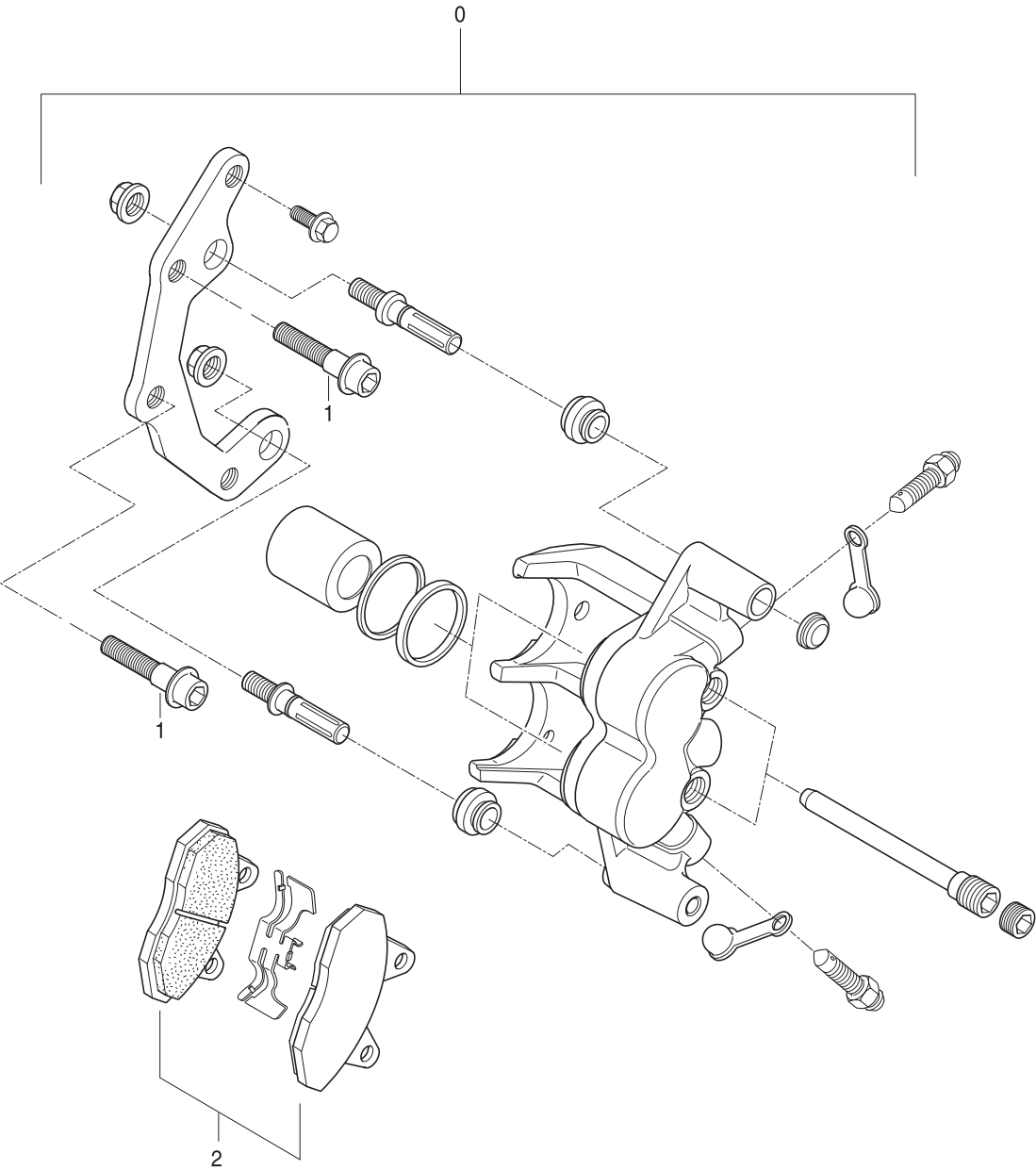


FIG 43. HANDLE SWITCH

REF. NO.	DOMESTIC	REU/RF/RC/RS	REU02 25KM	RIL01	PART NUMBER		RUS01	PART NAME	Q'TY	REMARKS	REC.Q'TY (PCS)
					RIL02 25KM						
1	37200HP9501	37200HP9501	37200HP9501	37200HP9501	37200HP9501	37200HP9501	37200HP9501	SWITCH ASS'Y, handle R	1		7
2	57110HG5106	57110HG5106	57110HG5106	57110HG5106	57110HG5106	57110HG5106	57110HG5106	GRIP COMP, throttle	1		5
3	56271HP9500PLA	56271HP9500PLA	56271HP9500PLA	56271HP9500PLA	56271HP9500PLA	56271HP9500PLA	56271HP9500PLA	BALANCER, handlebar	2		7
4	57311HN9101	57311HN9101	57311HN9101	57311HN9101	57311HN9101	57311HN9101	57311HN9101	LEVER, brake	1		5
5	07110-08208	07110-08208	07110-08208	07110-08208	07110-08208	07110-08208	07110-08208	BOLT, handle balancer	2		
6	37400HP9501	37400HP9501	37400HP9501	37400HP9501	37400HP9501	37400HP9501	37400HP9501	SWITCH ASS'Y, handle L	1		7
7	57210HG5100	57210HG5100	57210HG5100	57210HG5100	57210HG5100	57210HG5100	57210HG5100	GRIP, L	1		5
8	09407-14403	09407-14403	09407-14403	09407-14403	09407-14403	09407-14403	09407-14403	CLAMP, handle switch harness(125mm)	2		
9	57460HP9500	57460HP9500	57460HP9500	57460HP9500	57460HP9500	57460HP9500	57460HP9500	SWITCH ASS'Y, clutch	1		7
10	57431H18623	57431H18623	57431H18623	57431H18623	57431H18623	57431H18623	57431H18623	BOLT, brake lever pivot	1		
11	08319-21068	08319-21068	08319-21068	08319-21068	08319-21068	08319-21068	08319-21068	NUT, brake lever pivot	1		
12	57460H93B00	57460H93B00	57460H93B00	57460H93B00	57460H93B00	57460H93B00	57460H93B00	SWITCH ASS'Y, stop	1		
13	02112-05105	02112-05105	02112-05105	02112-05105	02112-05105	02112-05105	02112-05105	SCREW, stop switch	1		10
14	57620HP9500	57620HP9500	57620HP9500	57620HP9500	57620HP9500	57620HP9500	57620HP9500	LEVER COMP, clutch	1		10
15	57500HP9500	57500HP9500	57500HP9500	57500HP9500	57500HP9500	57500HP9500	57500HP9500	LEVER ASSY, clutch	1		5
15-1	57511HP9500	57511HP9500	57511HP9500	57511HP9500	57511HP9500	57511HP9500	57511HP9500	HOLDER, clutch lever	1		
16	57431H93B00	57431H93B00	57431H93B00	57431H93B00	57431H93B00	57431H93B00	57431H93B00	BOLT SET, clutch lever pivot	1		
17	08319-21068	08319-21068	08319-21068	08319-21068	08319-21068	08319-21068	08319-21068	NUT, clutch lever pivot	1		
18	57451H93B00	57451H93B00	57451H93B00	57451H93B00	57451H93B00	57451H93B00	57451H93B00	BOLT, clutch lever holder	1		
19	57442H93B00	57442H93B00	57442H93B00	57442H93B00	57442H93B00	57442H93B00	57442H93B00	LOCK NUT	1		
20	57441H93B00	57441H93B00	57441H93B00	57441H93B00	57441H93B00	57441H93B00	57441H93B00	ADJUSTER, wire	1		
21	57661HJ8200	57661HJ8200	57661HJ8200	57661HJ8200	57661HJ8200	57661HJ8200	57661HJ8200	COVER, clutch lever	1		3
22	57500HP9500	57500HP9500	57500HP9500	57500HP9500	57500HP9500	57500HP9500	57500HP9500	LEVER ASS'Y, clutch	1		10

FIG. 44



FWD

FIG 44. CALIPER LH

REF. NO.	DOMESTIC	REU/RF/RG/RS	REU02 25KM	RIL01	PART NUMBER		RUS01	PART NAME	Q'TY	REMARKS	REC.Q'TY (PCS)
0	59300HP9500	59300HP9500	59300HP9500	59300HP9500	RIL02 25KM	59300HP9500	59300HP9500	CALIPER ASS'Y, L	1		5
1	09103H08254	09103H08254	09103H08254	09103H08254	09103H08254	09103H08254	09103H08254	BOLT, caliper	2		
2	59300HG5800	59300HG5800	59300HG5800	59300HG5800	59300HG5800	59300HG5800	59300HG5800	PAD SET(8.5mm)	1		

FIG. 45

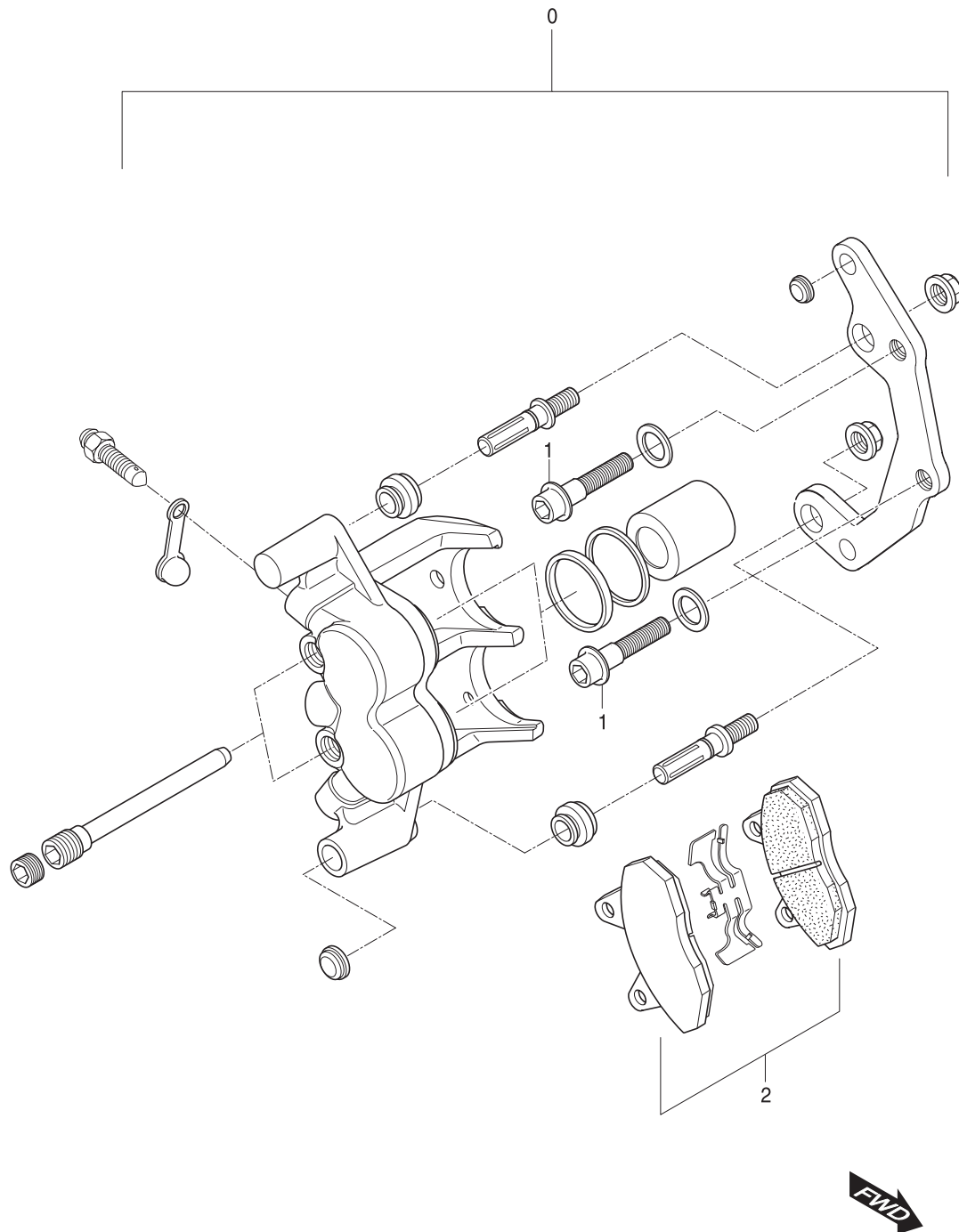
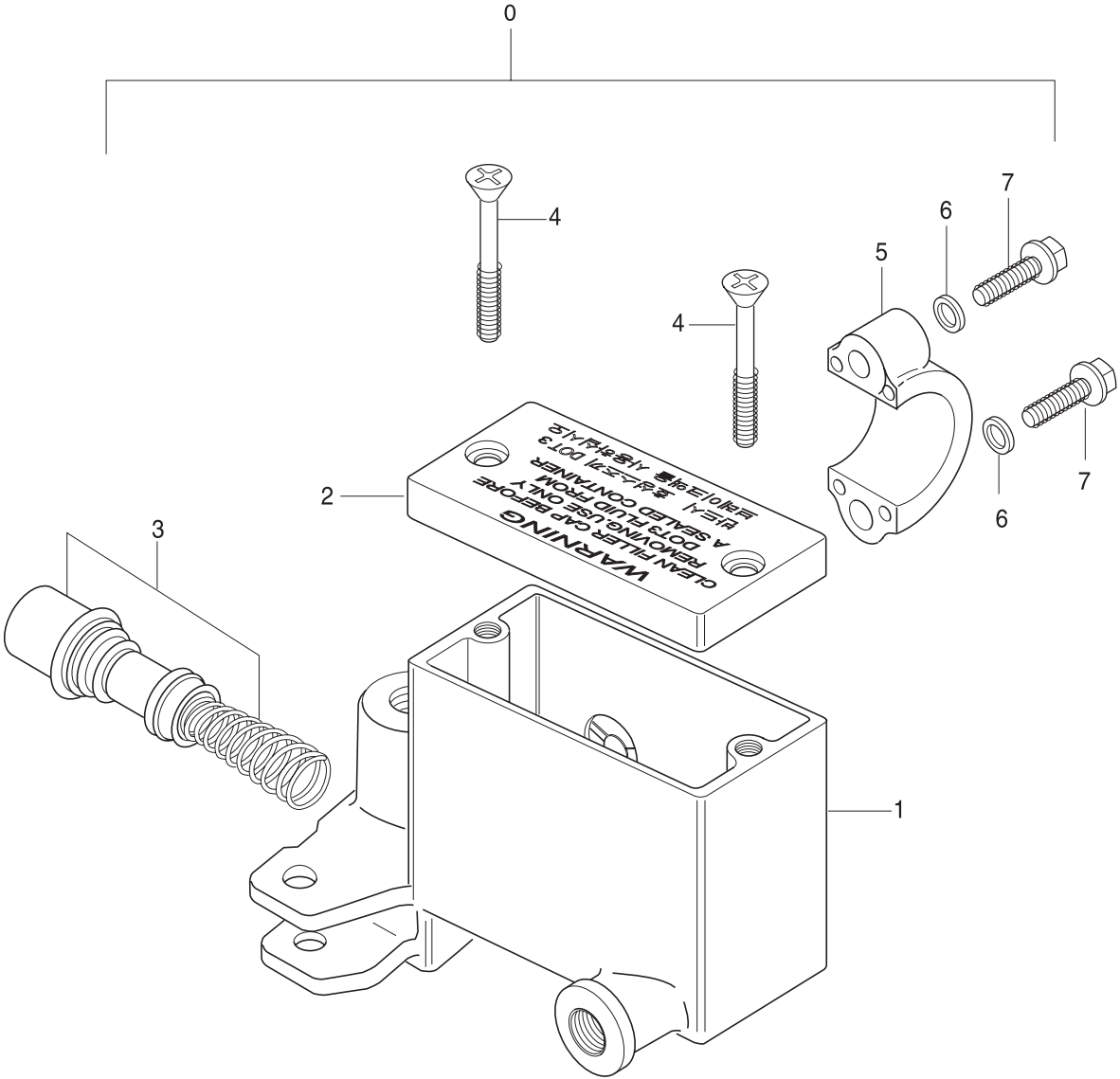


FIG 45. CALIPER RH

REF. NO.	DOMESTIC	REU/RF/RG/RS	REU02 25KM	RIL01	PART NUMBER RIL02 25KM	RUS01	PART NAME	Q'TY	REMARKS	REC.Q'TY (PCS)
0	59400HP9500	59400HP9500	59400HP9500	59400HP9500	59400HP9500	59400HP9500	CALIPER ASS'Y, R	1		5
1	09103H08254	09103H08254	09103H08254	09103H08254	09103H08254	09103H08254	BOLT, caliper	2		
2	59300HG5800	59300HG5800	59300HG5800	59300HG5800	59300HG5800	59300HG5800	PAD SET(8.5mm)	1		

FIG. 46



FWD

FIG 46. MASTER CYLINDER

REF. NO.	DOMESTIC	REU/RF/RG/RS	REU02 25KM	RIL01	PART NUMBER		RUS01	PART NAME	Q'TY	REMARKS	REC.Q'TY (PCS)
0	59600HP9502	59600HP9502	59600HP9502	59600HP9502	RIL02 25KM	59600HP9502	59600HP9502	CYLINDER ASS'Y, front master	1		5
1	59687HM8162	59687HM8162	59687HM8162	59687HM8162	59687HM8162	59687HM8162	59687HM8162	.BODY	1		
2	59669-36510	59669-36510	59669-36510	59669-36510	59669-36510	59669-36510	59669-36510	.CAP, reservoir	1		
3	59600-35C00	59600-35C00	59600-35C00	59600-35C00	59600-35C00	59600-35C00	59600-35C00	.PISTON, SET	1		
4	59691-35C00	59691-35C00	59691-35C00	59691-35C00	59691-35C00	59691-35C00	59691-35C00	.SCREW	2		
5	59671-35C00	59671-35C00	59671-35C00	59671-35C00	59671-35C00	59671-35C00	59671-35C00	.HOLDER	1		
6	08322-21064	08322-21064	08322-21064	08322-21064	08322-21064	08322-21064	08322-21064	.WASHER	2		
7	01107-35C00	01107-35C00	01107-35C00	01107-35C00	01107-35C00	01107-35C00	01107-35C00	.BOLT, holder	2		

FIG. 47

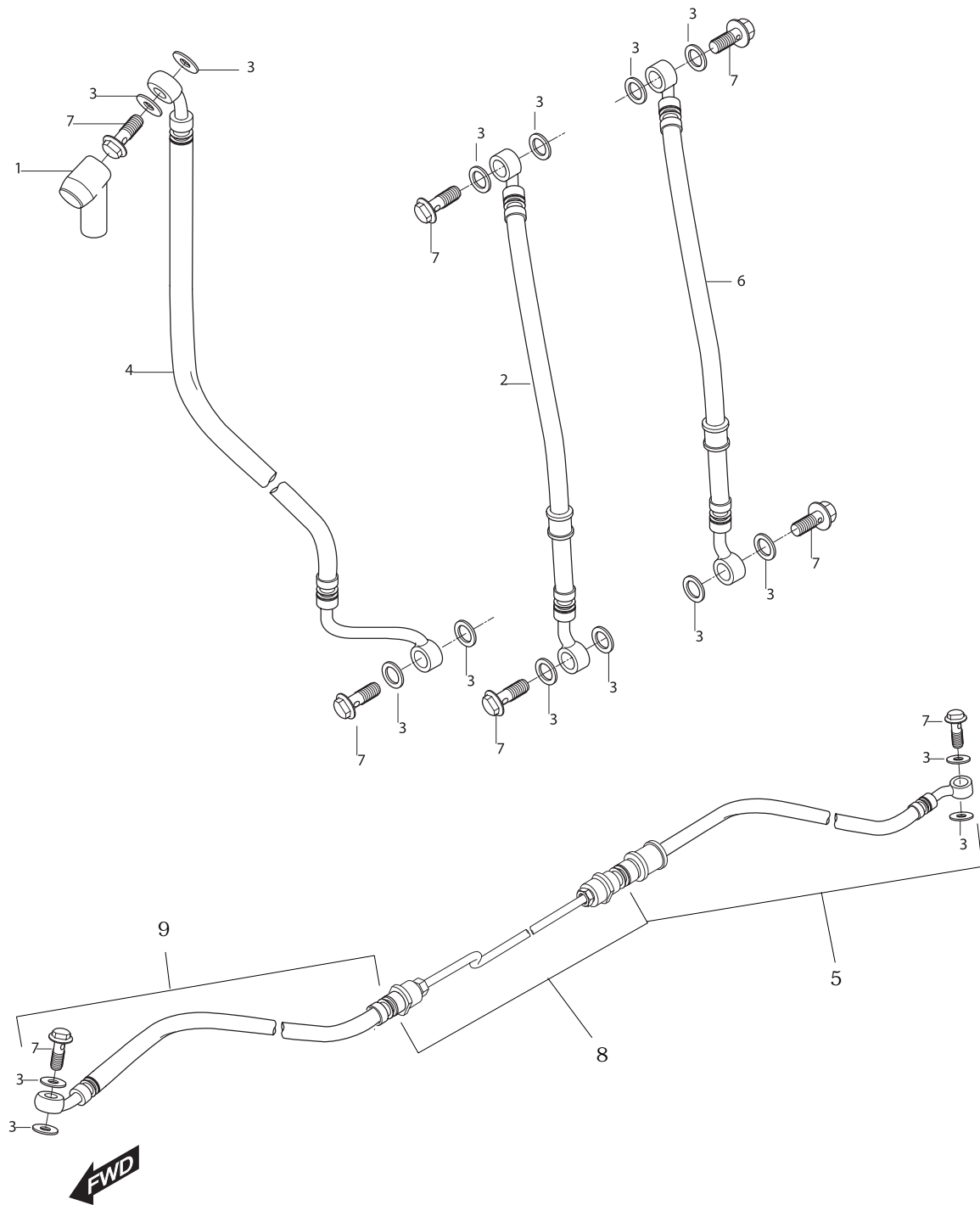


FIG 47. FRONT BRAKE HOSE

REF. NO.	DOMESTIC	REU/RE/RG/RS	REU02 25KM	RIL01	PART NUMBER		RUS01	PART NAME	Q'TY	REMARKS	REC.Q'TY (PCS)
					RIL02 25KM						
1	59711H49002	59711H49002	59711H49002	59711H49002	59711H49002	59711H49002	59711H49002	BOOT, brake hose	1		
2	59460HP9501	59460HP9501	59460HP9501	59460HP9501	59460HP9501	59460HP9501	59460HP9501	HOSE COMP, FT brake R	1		3
3	09161-10005	09161-10005	09161-10005	09161-10005	09161-10005	09161-10005	09161-10005	WASHER, brake hose	16		
4	59450HP9502	59450HP9502	59450HP9502	59450HP9502	59450HP9502	59450HP9502	59450HP9502	HOSE COMP, front brake upper	1		3
5	69450HP9500	69450HP9500	69450HP9500	69450HP9500	69450HP9500	69450HP9500	69450HP9500	HOSE, rear brake caliper	1		
6	59470HP9501	59470HP9501	59470HP9501	59470HP9501	59470HP9501	59470HP9501	59470HP9501	HOSE COMP, FT brake L	1		3
7	09360-10039	09360-10039	09360-10039	09360-10039	09360-10039	09360-10039	09360-10039	BOLT, rear brake fluide	8		
8	69460HP9501	69460HP9501	69460HP9501	69460HP9501	69460HP9501	69460HP9501	69460HP9501	PIPE,REAR BRAKE CENTER	1		
9	69470HP9501	69470HP9501	69470HP9501	69470HP9501	69470HP9501	69470HP9501	69470HP9501	HOSE,REAR BRAKE MASTER	1		

FIG. 48

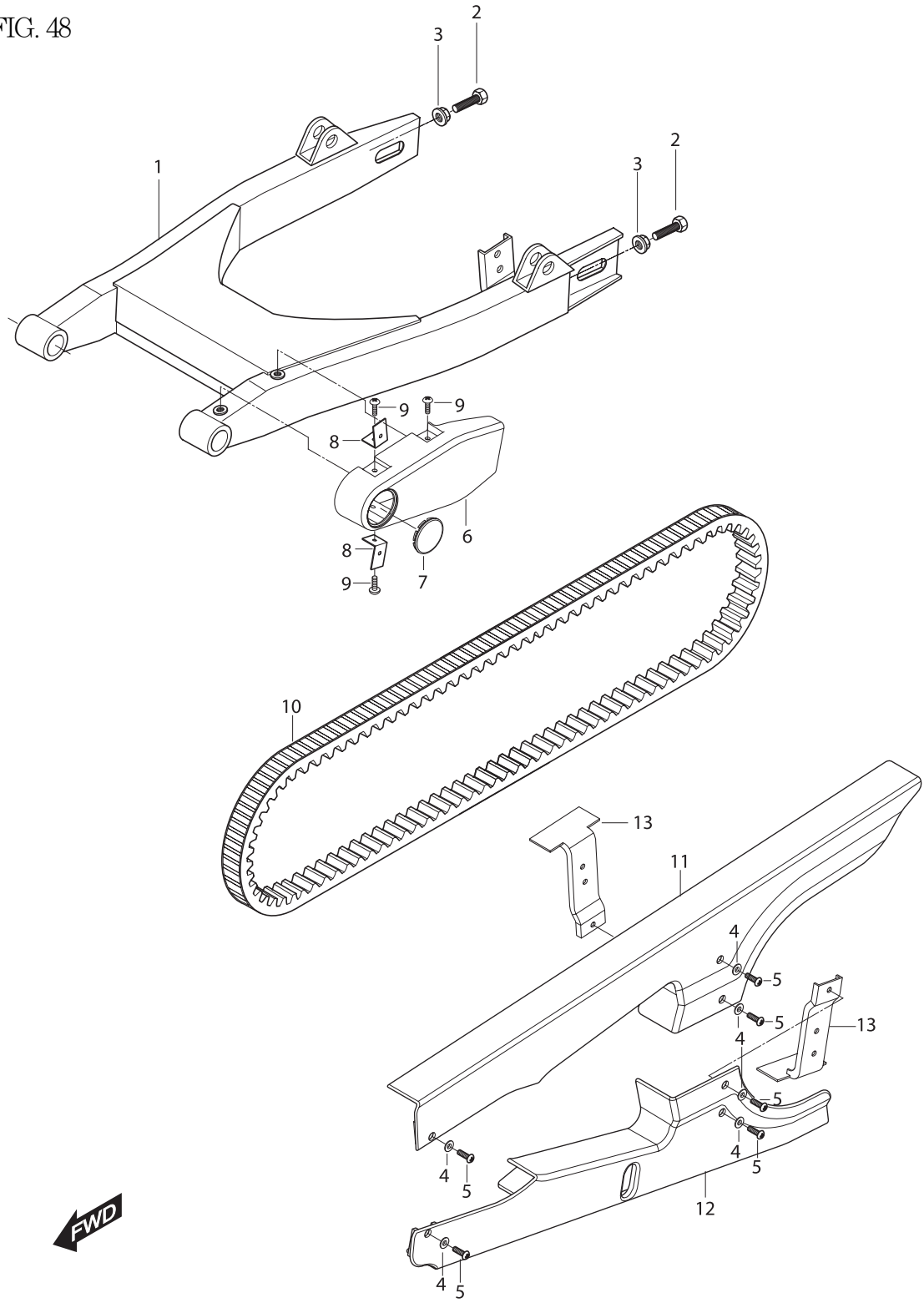


FIG 48. SWINGING ARM

REF. NO.	DOMESTIC	REU/RF/RG/RS	REU02 25KM	RIL01	PART NUMBER RIL02 25KM	RUS01	PART NAME	Q'TY	REMARKS	REC.Q'TY (PCS)
1	61100HP9503	61100HP9503	61100HP9503	61100HP9503	61100HP9503	61100HP9503	SWINGARM COMP ,rear	1		1
2	09103H08608	09103H08608	09103H08608	09103H08608	09103H08608	09103H08608	BOLT, chain adjuster	2		2
3	08316-16088	08316-16088	08316-16088	08316-16088	08316-16088	08316-16088	NUT, chain adjuster	2		2
4	09169-06034	09169-06034	09169-06034	09169-06034	09169-06034	09169-06034	WASHER.	6		6
5	09106H06150	09106H06150	09106H06150	09106H06150	09106H06150	09106H06150	BOLT, case belt	6		6
6	61250HP9502	61250HP9502	61250HP9502	61250HP9502	61250HP9502	61250HP9502	COVER, rear swingarm	1		5
7	61260HP9504	61260HP9504	61260HP9504	61260HP9504	61260HP9504	61260HP9504	CAP, rear swingarm cover	1		5
8	61313HP9501	61313HP9501	61313HP9501	61313HP9501	61313HP9501	61313HP9501	PLATE, belt case front	2		3
9	02142-06126	02142-06126	02142-06126	02142-06126	02142-06126	02142-06126	BOLT, cover	3		3
10	27600HP9500	27600HP9500	27600HP9500	27600HP9500	27600HP9500	27600HP9500	BELT, drive (108 L)	1		7
11	61310HP9503	61310HP9503	61310HP9503	61310HP9503	61310HP9503	61310HP9503	CASE, belt upper	1		5
12	61320HP9503	61320HP9503	61320HP9503	61320HP9503	61320HP9503	61320HP9503	CASE, belt under	1		5
13	61316HP9502	61316HP9502	61316HP9502	61316HP9502	61316HP9502	61316HP9502	PLATE, belt case rear	2		3

FIG. 49

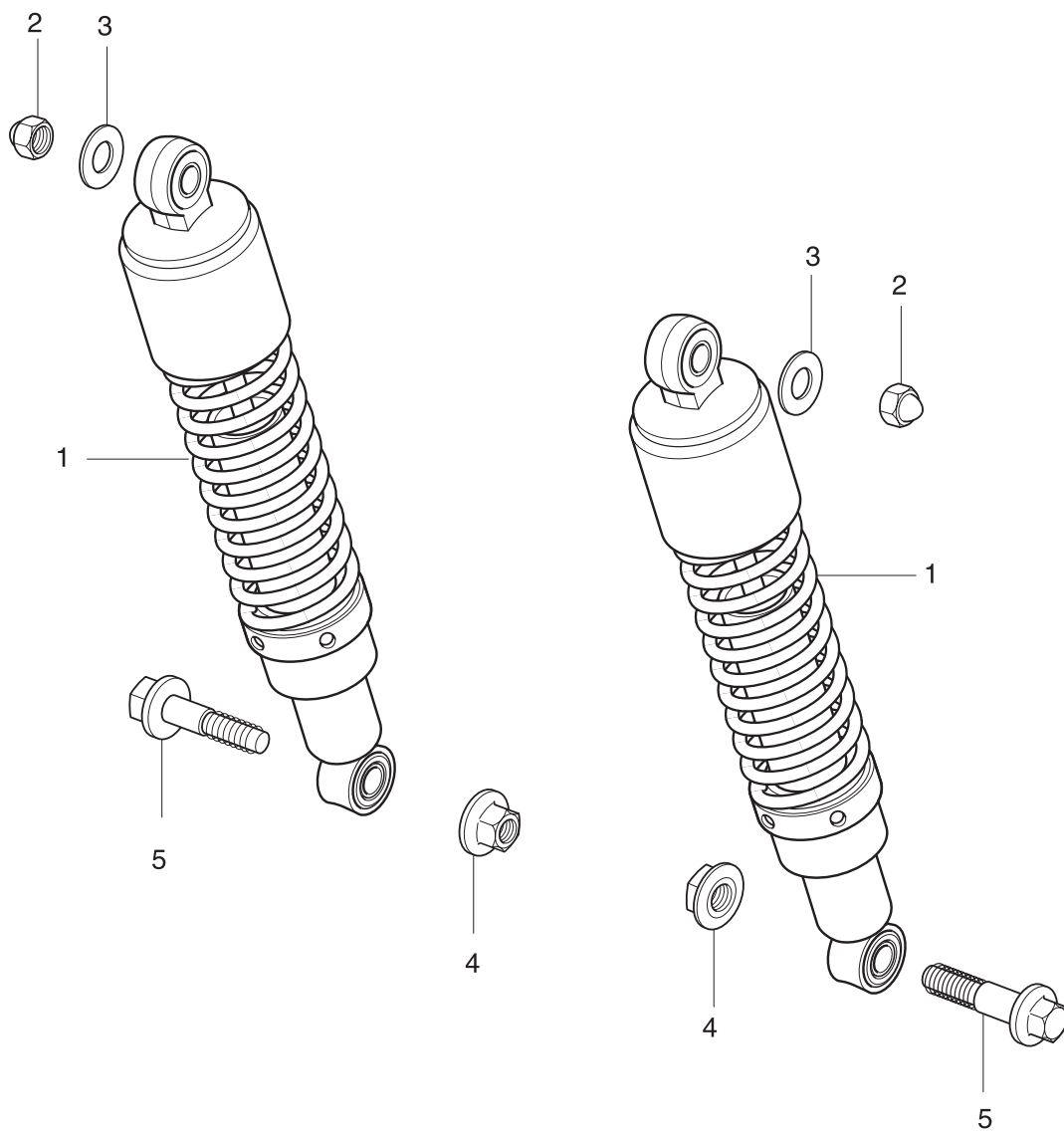


FIG 49. REAR SHOCK ABSORBER

REF. NO.	DOMESTIC	REU/RF/RG/RS	REU02 25KM	RIL01	PART NUMBER		RUS01	PART NAME	Q'TY	REMARKS	REC.Q'TY (PCS)
					RIL02 25KM						
1	62100HP9500	62100HP9500	62100HP9500	62100HP9500	62100HP9500		62100HP9500	SHOCK ABSORBER ASS'Y rear	2		5
2	08313-11107	09313-11107	09313-11107	09313-11107	09313-11107		09313-11107	BOLT, rear shock absorber upper	2		
3	09160-10001	09160-10001	09160-10001	09160-10001	09160-10001		09160-10001	NUT, rear shock absorber upper	2		
4	08319-31128	08319-31128	08319-31128	08319-31128	08319-31128		08319-31128	NUT, rear shock absorber lower	2		
5	62311-05300	09106H12408	09106H12408	09106H12408	09106H12408		09106H12408	BOLT, rear shock absorber lower	2		

FIG. 50

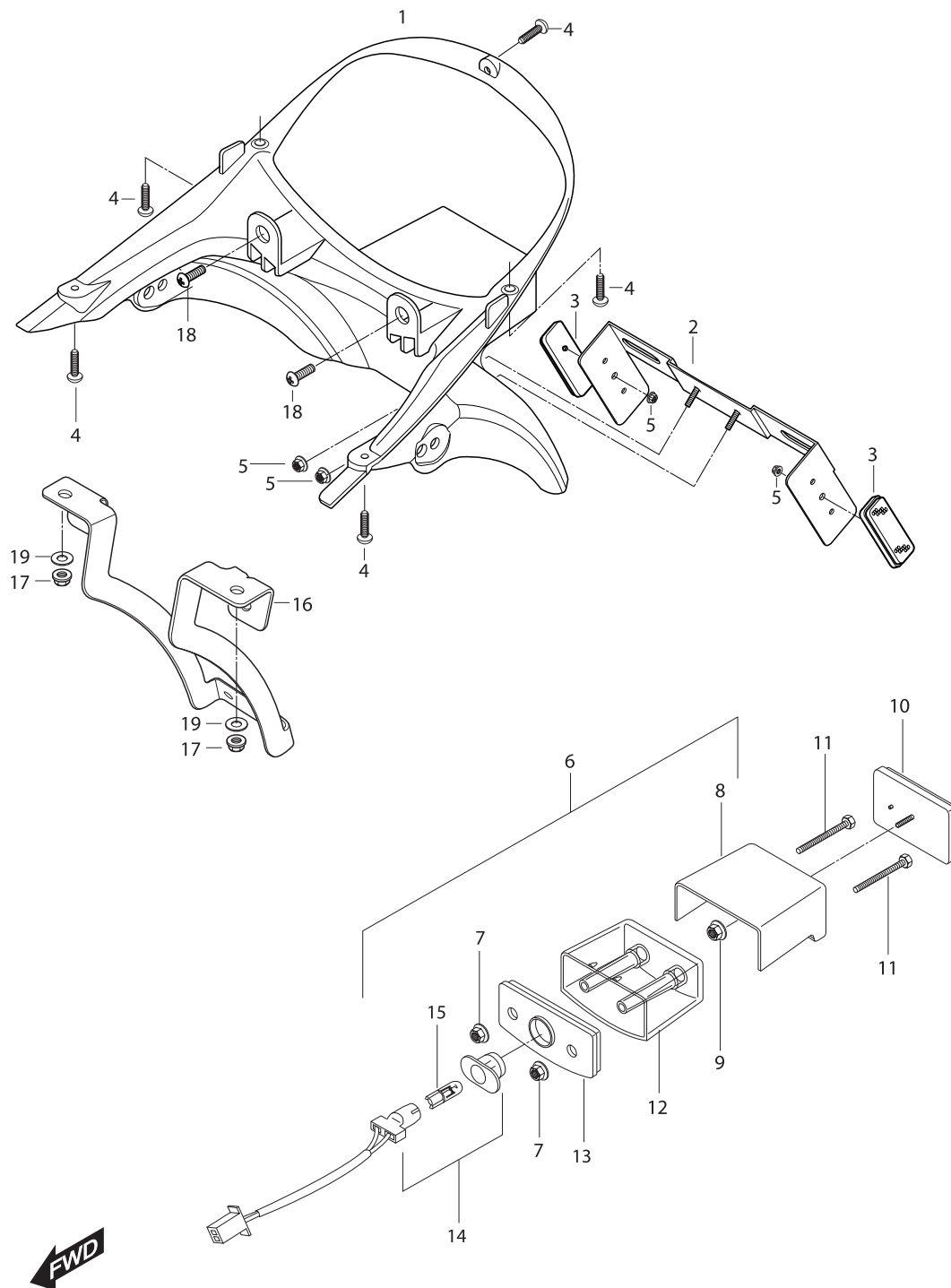


FIG 50. REAR FENDER

REF. NO.	DOMESTIC	REU/RF/RC/RS	REU02 25KM	RIL01	PART NUMBER		RUS01	PART NAME	Q'TY	REMARKS	REC.Q'TY (PCS)
					RIL02 25KM						
1	63111HP950112A	63111HP950112A	63111HP950112A	63111HP950112A	63111HP950112A	63111HP950112A	63111HP950112A	FENDER, rear	1		7
2	35927HP9500	35927HP9500	35927HP9500	35927HP9500	35927HP9500	35927HP9500	35927HP9500	BRACKET, licence plate	1		3
3	35970-24D63	35970-24D63	35970-24D63	35970-24D63	35970-24D63	35970-24D63	35970-24D63	REFLEX REFLECTOR ASS'Y, side	2		3
4	03241-04125	03241-04125	03241-04125	03241-04125	03241-04125	03241-04125	03241-04125	SCREW, rear fender lower & rear	5		
5	08316-26066	08316-26066	08316-26066	08316-26066	08316-26066	08316-26066	08316-26066	NUT, licence plate bracket	4		
6	35910HGS150	35910HGS150	35910HGS150	35910HGS150	35910HGS150	35910HGS150	35910HGS150	LAMP ASS'Y, licence plate	1		3
7	08316-26055	08316-26055	08316-26055	08316-26055	08316-26055	08316-26055	08316-26055	NUT, licence lamp(M5)	2		
8	35915HL7300	35915HL7300	35915HL7300	35915HL7300	35915HL7300	35915HL7300	35915HL7300	COVER, licence lamp	2		
9	08316-26055	08316-26055	08316-26055	08316-26055	08316-26055	08316-26055	08316-26055	NUT, licence lamp	2		
10	35970-17303	35970-17303	35970-17303	35970-17303	35970-17303	35970-17303	35970-17303	REFLEX REFLECTOR ASS'Y, rear	1		3
11	01107-05605	01107-05605	01107-05605	01107-05605	01107-05605	01107-05605	01107-05605	SCREW, licence lamp	2		
12	35911HGS800	35911HGS800	35911HGS800	35911HGS800	35911HGS800	35911HGS800	35911HGS800	LENS, licence	1		
13	35912HGS800	35912HGS800	35912HGS800	35912HGS800	35912HGS800	35912HGS800	35912HGS800	HOUSING, licence	1		
14	35916HGS800	35916HGS800	35916HGS800	35916HGS800	35916HGS800	35916HGS800	35916HGS800	CORD ASSY	1		
15	09471-12110	09471-12110	09471-12110	09471-12110	09471-12110	09471-12110	09471-12110	BULB, licence lamp(12V/SW)	1		
16	63119HP9501	63119HP9501	63119HP9501	63119HP9501	63119HP9501	63119HP9501	63119HP9501	BRACKET, rear fender	1		
17	08316-26066	08316-26066	08316-26066	08316-26066	08316-26066	08316-26066	08316-26066	NUT, rear fender bkt & tail brace seat cover	2		
18	02142-05125	02142-05125	02142-05125	02142-05125	02142-05125	02142-05125	02142-05125	SCREW, rear fender	2		
19	09160-06012	09160-06012	09160-06012	09160-06012	09160-06012	09160-06012	09160-06012	WASHER, rear fender bracket	2		

FIG. 51

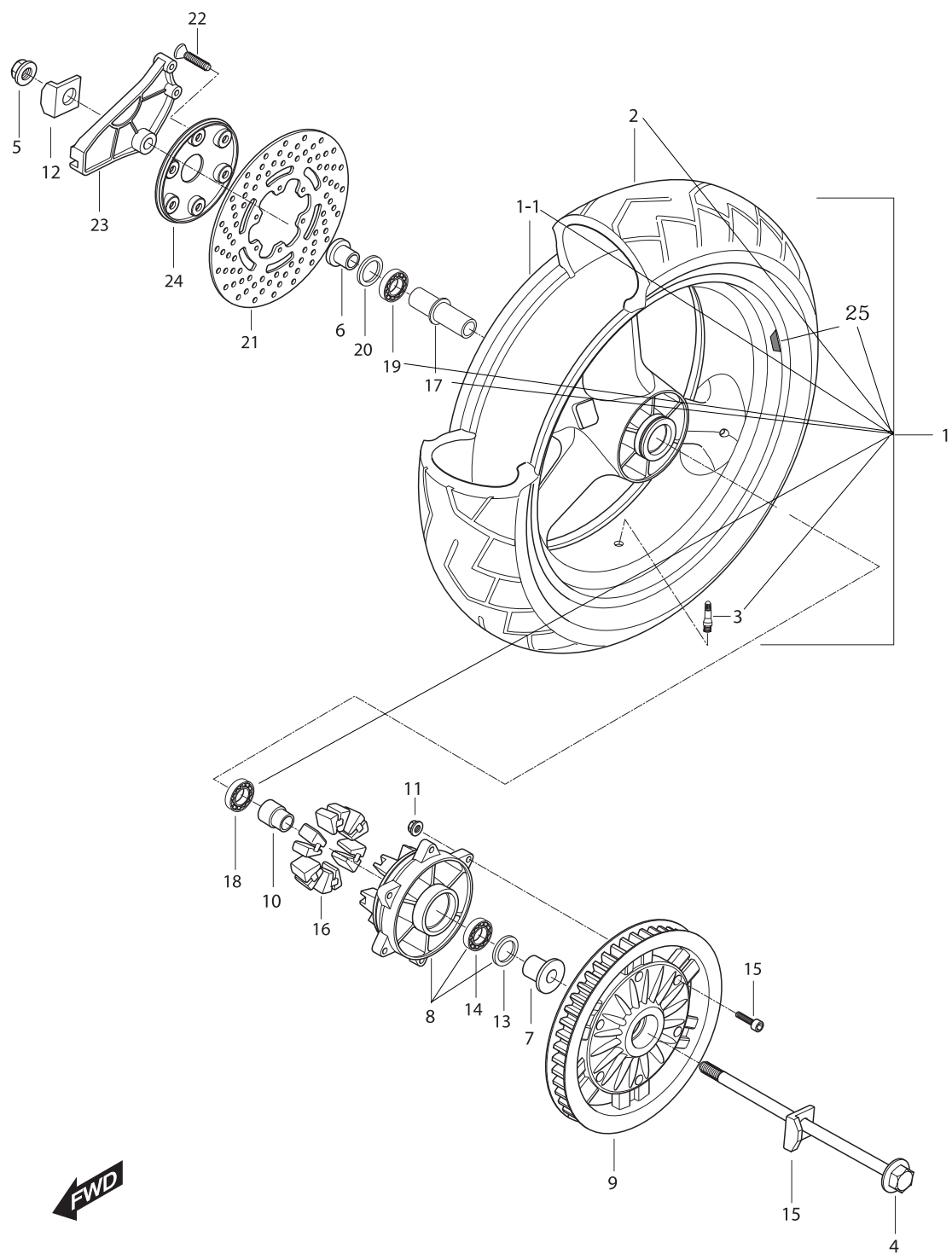


FIG 51. REAR WHEEL

REF. NO.	DOMESTIC	REU/RE/RC/RS	REU02 25KM	RIL01	PART NUMBER RIL02 25KM	RUS01	PART NAME	Q'TY	REMARKS	REC.Q'TY (PCS)
1	65101HP9500HPA	65101HP9500HPA	65101HP9500HPA	65101HP9500HPA	65101HP9500HPA	65101HP9500HPA	WHEEL + TIRE REAR ASS'Y.	1		1
1-1	64150HP9501	64150HP9501	64150HP9501	64150HP9501	64150HP9501	64150HP9501	WHEEL COMP, rear (J17xMT4.50)	1		2
2	65100HP9500	65100HP9500	65100HP9500	65100HP9500	65100HP9500	65100HP9500	TIRE COMP, rear (180/60-17 69W)	1		3
3	55220-41D10	55220-41D10	55220-41D10	55220-41D10	55220-41D10	55220-41D10	VALVE ASS'Y, wheel rim	1		2
4	64711HP9500	64711HP9500	64711HP9500	64711HP9500	64711HP9500	64711HP9500	SHAFT, ft axle	1		2
5	09159H16002	09159H16002	09159H16002	09159H16002	09159H16002	09159H16002	NUT, rear axle	1		2
6	64752HP9500	64752HP9500	64752HP9500	64752HP9500	64752HP9500	64752HP9500	SPACER, rear axle R	1		2
7	64751HP9501	64751HP9501	64751HP9501	64751HP9501	64751HP9501	64751HP9501	SPACER, rear axle L	1		2
8	64611HP950103P	64611HP950103P	64611HP950103P	64611HP950103P	64611HP950103P	64611HP950103P	DRUM, rear sprocket mounting	1		3
9	64510HP9502	64510HP9502	64510HP9502	64510HP9502	64510HP9502	64510HP9502	PULLEY COMP, belt driven	1		3
10	64733HP9500	64733HP9500	64733HP9500	64733HP9500	64733HP9500	64733HP9500	RETAINER, pulley	1		3
11	08319-31088	08319-31088	08319-31088	08319-31088	08319-31088	08319-31088	NUT, rear pulley	6		2
12	61411HN9100	61411HN9100	61411HN9100	61411HN9100	61411HN9100	61411HN9100	PLATE, chain adjuster R	1		2
13	09285-28001	09285-28001	09285-28001	09285-28001	09285-28001	09285-28001	OIL SEAL, rear sprocket mounting drum	1		2
14	08133-62047	08133-62047	08133-62047	08133-62047	08133-62047	08133-62047	BEARING, rear pulley mounting drum	1		2
15	07110-08408	07110-08408	07110-08408	07110-08408	07110-08408	07110-08408	BOLT, rear pulley	6		2
16	64651HM8101	64651HM8101	64651HM8101	64651HM8101	64651HM8101	64651HM8101	SHOCKABSORBER, rear wheel	6		2
17	64730HP9500	64730HP9500	64730HP9500	64730HP9500	64730HP9500	64730HP9500	SPACER COMP, rear wheel bearing	1		1
18	08133-62037	08133-62037	08133-62037	08133-62037	08133-62037	08133-62037	BEARING, rear wheel L	1		1
19	08133-62037	08133-62037	08133-62037	08133-62037	08133-62037	08133-62037	BEARING, rear wheel R	1		1
20	09283-27010	09283-27010	09283-27010	09283-27010	09283-27010	09283-27010	OIL SEAL, rear hub R	1		5
21	69211HP9503	69211HP9503	69211HP9503	69211HP9503	69211HP9503	69211HP9503	DISK, rear brake	1		3
22	07120-08258	07120-08258	07120-08258	07120-08258	07120-08258	07120-08258	BOLT, rear brake disk	6		6
23	69340HP9502	69340HP9502	69340HP9502	69340HP9502	69340HP9502	69340HP9502	CARRIER, caliper	1		1
24	59240HP9500	59240HP9500	59240HP9500	59240HP9500	59240HP9500	59240HP9500	COVER, rear disk	1		5
25	64162HN9100	64162HN9100	64162HN9100	64162HN9100	64162HN9100	64162HN9100	WEIGHT, wheel balance	1		1

FIG. 52

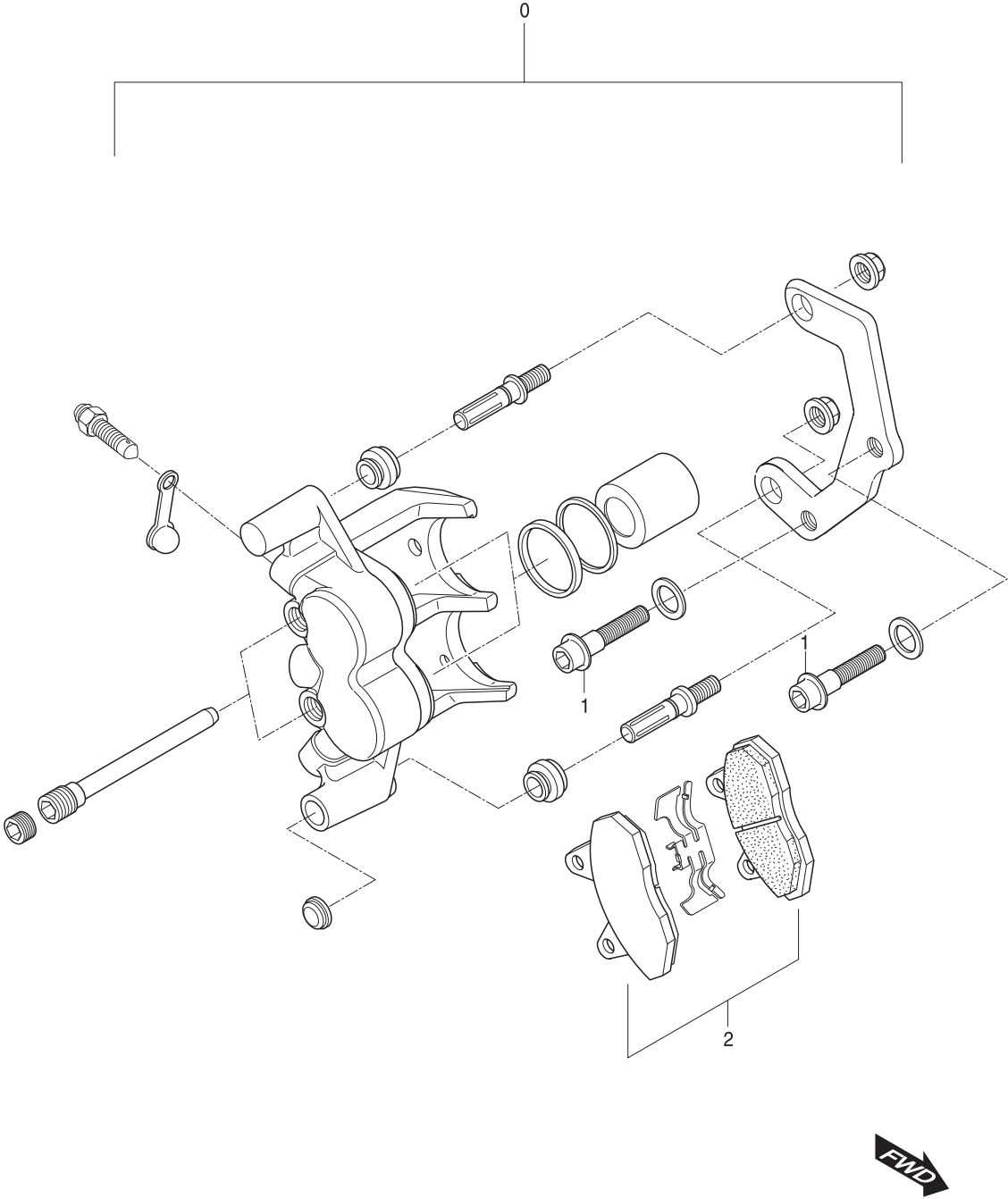


FIG 52. REAR CALIPER

REF. NO.	DOMESTIC	REU/RE/RG/RS	REU02 25KM	RIL01	PART NUMBER		RUS01	PART NAME	Q'TY	REMARKS	REC.Q'TY (PCS)
0	69300HP9500	69300HP9500	69300HP9500	69300HP9500	RIL02 25KM	69300HP9500	69300HP9500	CALIPER ASS'Y, rear brake	1		5
1	09103H08254	09103H08254	09103H08254	09103H08254	09103H08254	09103H08254	09103H08254	BOLT, caliper	2		
2								PAD SET(8.5mm)	1		