



 **HYOSUNG**
MOTORS & MACHINERY INC.

REFERENCE

1.The detailed specifications of each model are referred by the persons who are in charge of overseas marketing team, Hyosung.

2.Special demand

When you order any colored parts including Fuel tank, please add color code to the end of parts number and it will be helpful to register your parts order.

※ Color code

0MS : BLACK+SILVER

0SD : BLUE + SILVER

00N : BLACK + ORANGE

0PM : BLACK + RED

HYOSUNG MOTORS & MACHINERY INC.

FIG 1-1

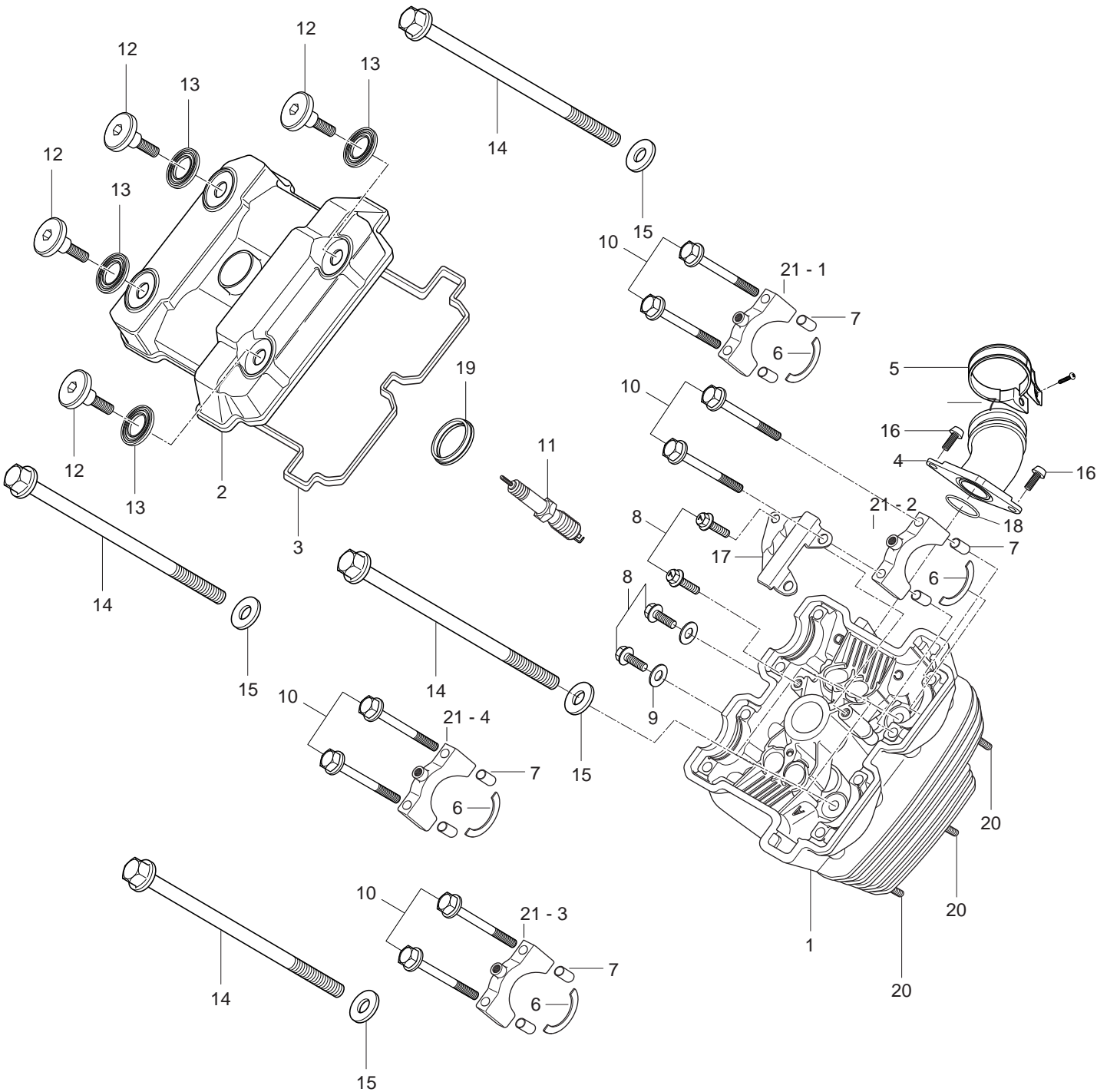


FIG 1-1. CYLINDER HEAD /(FRONT)

REF.			PARTS NAME	Q`TY	REMARKS
NO.	SEU01/SS01	SF01/SG01			
1	11110SR5200HPA	11110SR5200HPA	HEAD ASS'Y, cylinder	1	
2	11171HG510203P	11171HG510203P	COVER, cylinder head	1	
3	11173HG5100	11173HG5100	GASKET,cylinder head cover NO.1	1	
4	13110HG5107	13110HG5107	PIPE COMP, intake front	1	
5	09402-44207	09402-44207	CLAMP, carburetor	1	
6	09390-35001	09390-35001	C-RING, camshaft	4	
7	09206-08001	09206-08001	PIN, camshaft housing knock	8	
8	01517-06128	01517-06128	BOLT, oil galley(M6*12)	4	
9	09168H06019	09168H06019	GASKET, oil galley boit	2	
10	09103-06013	09103-06013	BOLT,camshaft housing	8	
11	09482-00456	09482-00456	PLUG, spark CR8E	1	
12	09109H07018	09109H07018	BOLT, cylinder head cover	4	
13	09161H11008	09161H11008	WASHER, cyitnder head cover	4	
14	09103H08306	09103H08306	BOLT, cylinder head L =130	4	
15	09168-08021	09168-08021	GASKET, cylinder head bolt	4	
16	09119H06002	09119H06002	BOLT, intake pipe	2	
17	12782HG5100	12782HG5100	GUIDE, camchain NO.2	1	
18	09280H32006	09280H32006	O-RING, intake pipe	1	
19	11178-17E00	11178-17E00	GASKET, cylinder head cover NO.2	1	
20	01421-06258	01421-06258	BOLT, cylinder head stud(M6*25)	3	
21-1	11121-35C00PCH	11121-35C00PCH	HOUSING,camshaft No.1	1	
21-2	11122-35C00PCH	11122-35C00PCH	HOUSING,camshaft No.2	1	
21-3	11123-35C00PCH	11123-35C00PCH	HOUSING,camshaft No.3	1	
21-4	11124-35C00PCH	11124-35C00PCH	HOUSING,camshaft No.4	1	

FIG 1-2

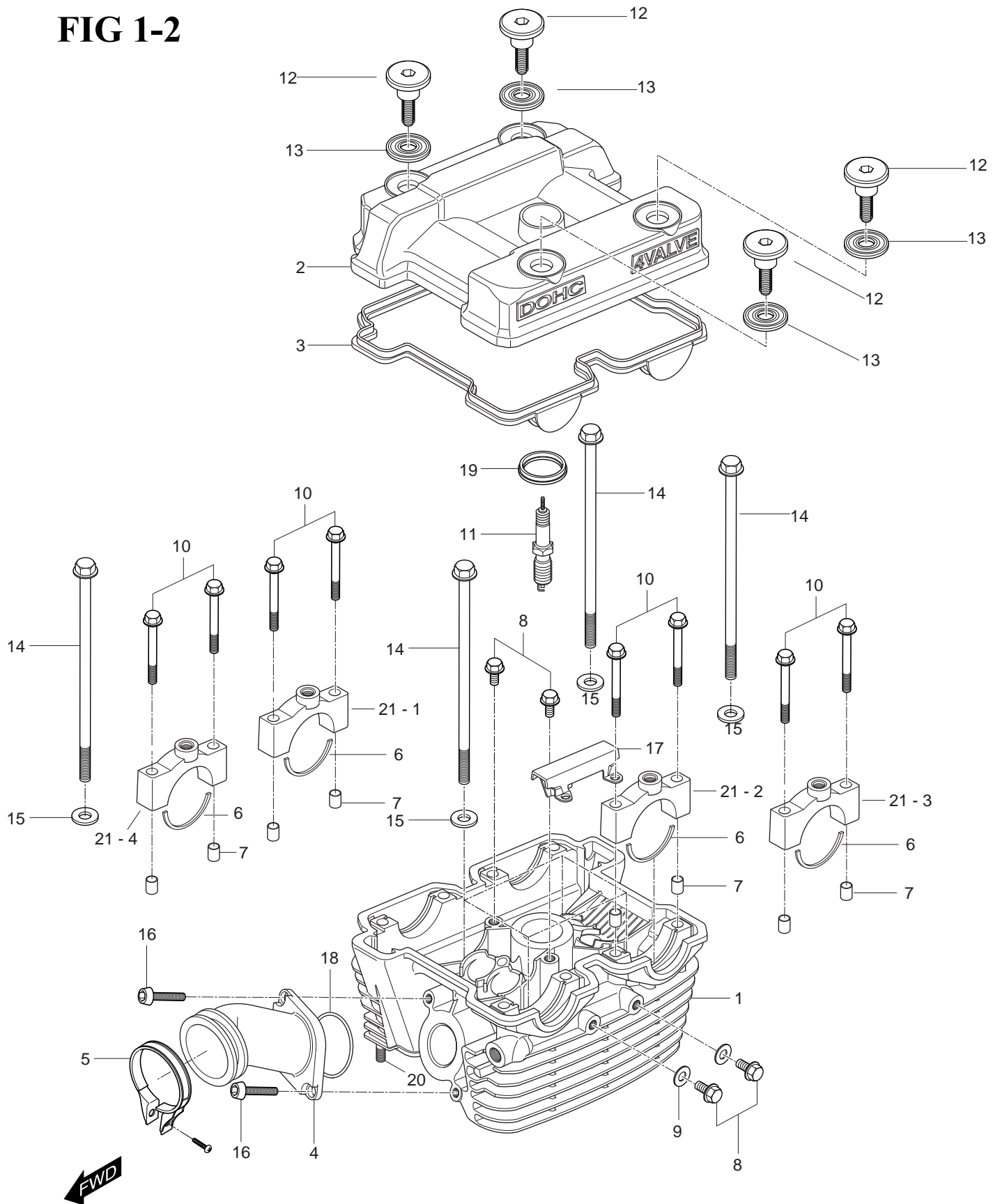


FIG 1-2. CYLINDER HEAD/(REAR)

REF.			PARTS NAME	Q`TY	REMARKS
NO.	SEU01/SS01	SF01/SG01			
1	11110SG5107HPA	11110SG5107HPA	HEAD ASS'Y, cylinder	1	
2	11171HG510203P	11171HG510203P	COVER, cylinder head	1	
3	11173HG5100	11173HG5100	GASKET,cylinder head cover NO.1	1	
4	13120HG5105	13120HG5105	PIPE COMP, intake rear	1	
5	09402-44207	09402-44207	CLAMP, carburetor	1	
6	09390-35001	09390-35001	C-RING, camshaft	4	
7	09206-08001	09206-08001	PIN, camshaft housing knock	8	
8	01517-06128	01517-06128	BOLT, oil galley(M6*12)	4	
9	09168H06019	09168H06019	GASKET, oil falley boit	2	
10	09103-06013	09103-06013	BOLT,camshaft housing	8	
11	09482-00456	09482-00456	PLUG, spark CR8E	1	
12	09109H07018	09109H07018	BOLT, cylinder head cover	4	
13	09161H11008	09161H11008	WASHER, cyitnder head cover	4	
14	09103H08306	09103H08306	BOLT, cylinder head L =130	4	
15	09168-08021	09168-08021	GASKET, cylinder head bolt	4	
16	09119H06002	09119H06002	BOLT, intake pipe	2	
17	12782HG5100	12782HG5100	GUIDE, camchain NO.2	1	
18	09280H32006	09280H32006	O-RING, intake pipe	1	
19	11178-17E00	11178-17E00	GASKET, cylinder head cover NO.2	1	
20	01421-06258	01421-06258	BOLT, cylinder head stud(M6*25)	3	
21-1	11121-35C00PCH	11121-35C00PCH	HOUSING,camshaft No.1	1	
21-2	11122-35C00PCH	11122-35C00PCH	HOUSING,camshaft No.2	1	
21-3	11123-35C00PCH	11123-35C00PCH	HOUSING,camshaft No.3	1	
21-4	11124-35C00PCH	11124-35C00PCH	HOUSING,camshaft No.4	1	

FIG 2

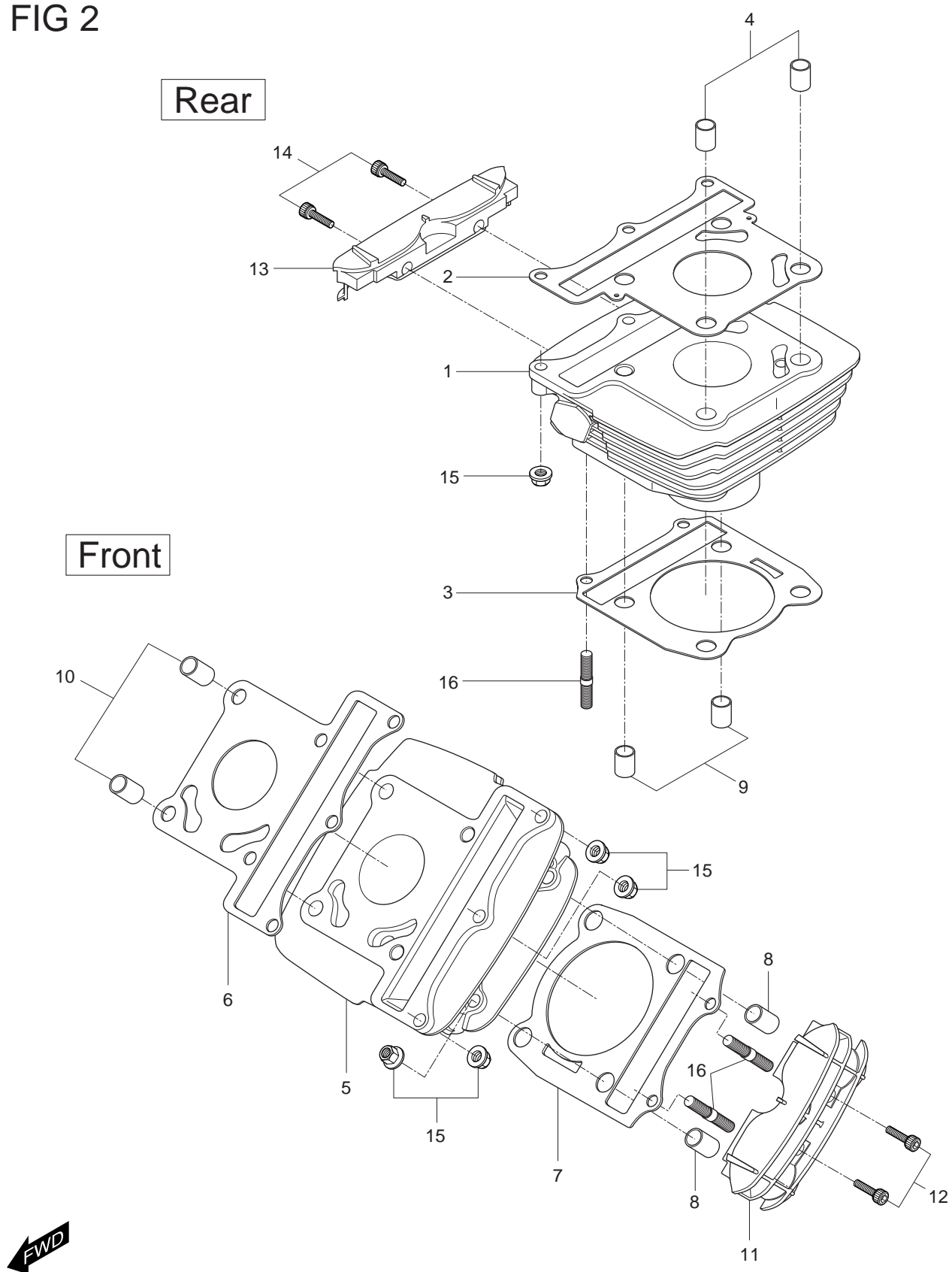


FIG 2. CYLINDER / FRONT, REAR

REF.			PARTS NAME	Q`TY	REMARKS
NO.	SEU01/SS01	SF01/SG01			
1	11220HR5201PCY	11220HR5201PCY	CYLINDER COMP, rear	1	
2	11141HG5110	11141HG5110	GASKET, cylinder head	1	
3	11241HG5103	11241HG5103	GASKET, cylinder rear	1	
4	04213-11169	04213-11169	PIN, cylinder head knock rear	2	
5	11210HR5251PCY	11210HR5251PCY	CYLINDER COMP, front	1	
6	11141HG5110	11141HG5110	GASKET, cylinder head front	1	
7	11241HG5103	11241HG5103	GASKET, cylinder front	1	
8	04213-11149	04213-11149	KNOCK PIN, cylinder rear	2	
9	04213-11149	04213-11149	KNOCK PIN, cylinder front	2	
10	04213-11169	04213-11169	PIN, cylinder head knock front	2	
11	11251HG510003P	11251HG510003P	FIN, cylinder front	1	
12	07110-05168	07110-05168	BOLT, cylinder fin rear(M5*16)	2	
13	11251HG510003P	11251HG510003P	FIN, cylinder rear	1	
14	07110-05168	07110-05168	BOLT, cylinder fin rear(M5*16)	2	
15	08316-16068	08316-16068	NUT, cylinder head(M6)	10	
16	01421-06258	01421-06258	BOLT, cylinder stud(M6*25)	4	

FIG 3

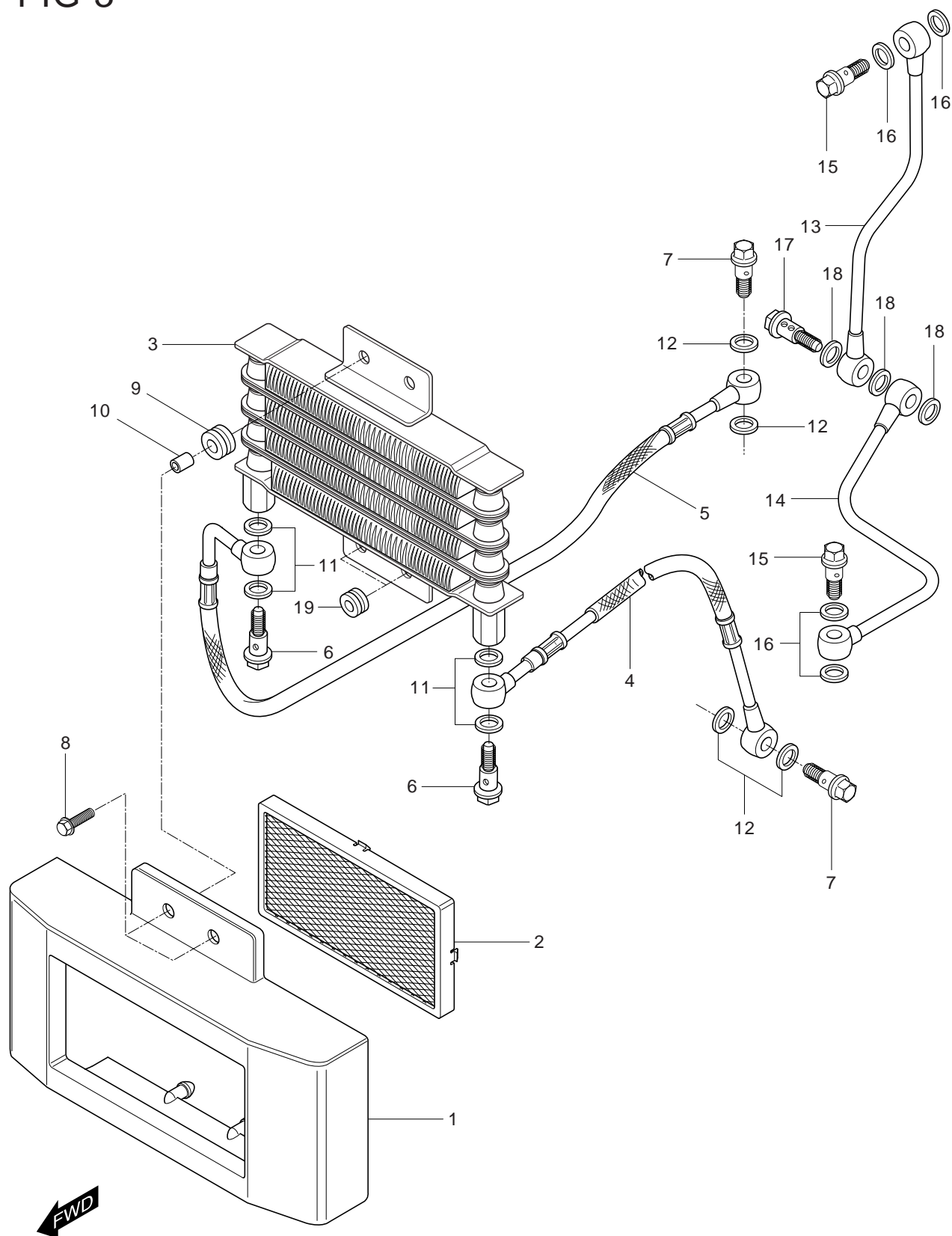


FIG 3. OIL COOLER

REF.			PARTS NAME	Q`TY	REMARKS
NO.	SEU01/SS01	SF01/SG01			
1	16810HG5104	16810HG5104	GRILLE, oil cooler NO.1	1	
2	16820HG5103	16820HG5103	GRILLE, oil cooler NO.2	1	
3	16600HG5102	16600HG5102	COOLER, oil	1	
4	16460HG5120	16460HG5120	HOSE COMP, oil cooler NO.1	1	
5	16470HG5101	16470HG5101	HOSE COMP, oil cooler NO.2	1	
6	09360H12007	09360H12007	BOLT, oil cooler hose union NO.2	2	
7	09360H10034	09360H10034	BOLT, oil cooler hose union NO.1	2	
8	09116-06010	09116-06010	BOLT, oil cooler	2	
9	09320-10015	09320-10015	CUSHION, oil cooler	2	
10	09180-06030	09180-06030	SPACER, oil cooler	2	
11	09168-14011	09168-14011	GASKET, oil cooler NO.2	4	
12	09161-10009	09161-10009	GASKET, oil cooler NO.1	4	
13	11280HG5101	11280HG5101	PIPE COMP, oil front	1	
14	11290HG5101	11290HG5101	PIPE COMP, oil rear	1	
15	09360H10034	09360H10034	UNION BOLT, oil pipe upper	2	
16	09161-10009	09161-10009	GASKET, oil pipe upper	4	
17	15331HG5101	15331HG5101	UNION BOLT, oil pipe lower	1	
18	09161-10009	09161-10009	GASKET, oil pipe lower	3	
19	09320-08013	09320-08013	CUSHION	2	

FIG 4

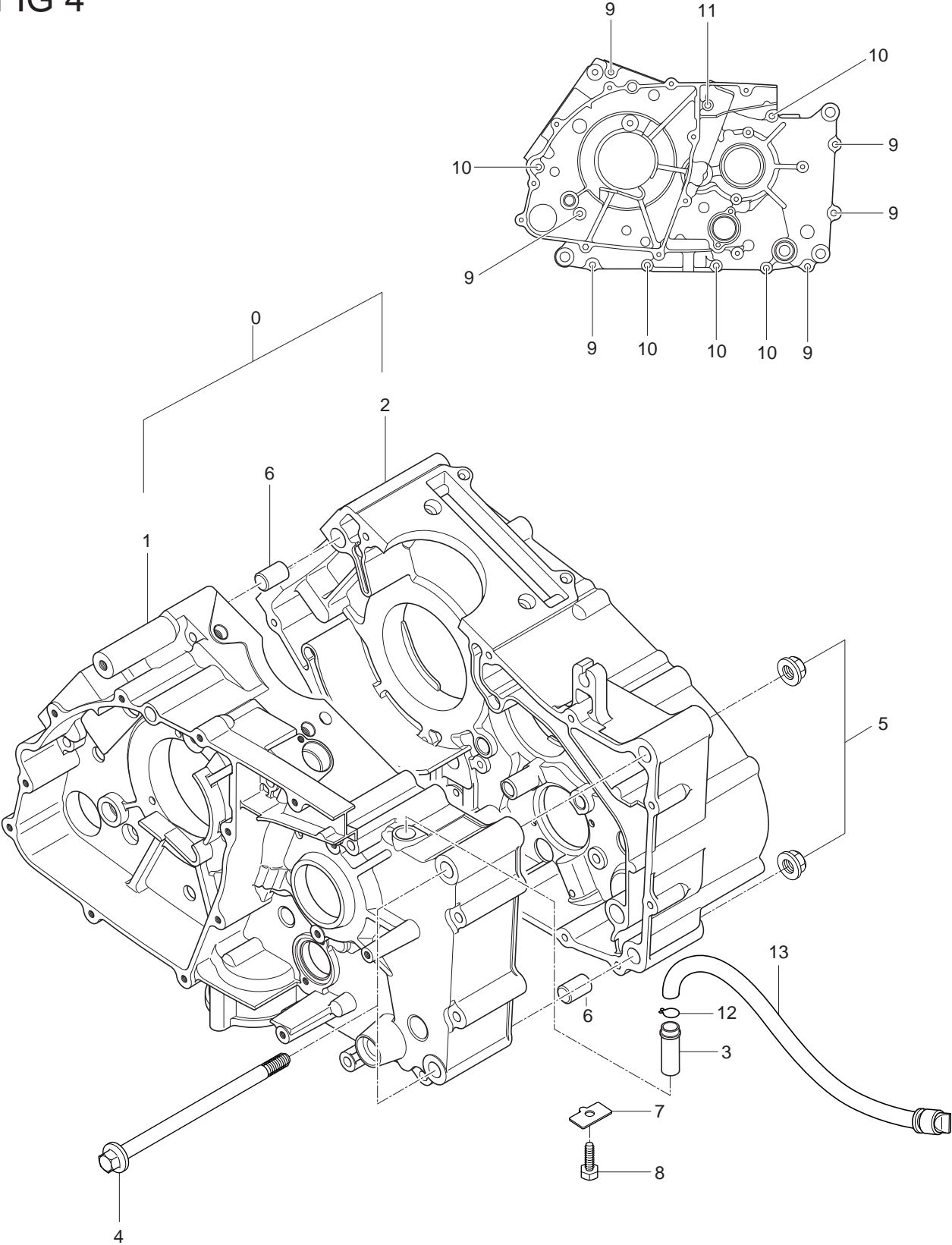


FIG 4. CRANK CASE

REF.			PARTS NAME	Q`TY	REMARKS
NO.	SEU01/SS01	SF01/SG01			
0	11300HG5100HPA	11300HG5100HPA	CRANKCASE ASS'Y	1	
1	11321HG5107PCC	11321HG5107PCC	CRANKCASE COMP, L	1	
2	11310HG5107PCC	11310HG5107PCC	CRANKCASE COMP, R	1	
3	09364-12001	09364-12001	UNION, breather hose	1	
4	09103H10022	09103H10022	BOLT, frame & engine (L=110)	3	
5	08319-31106	08319-31106	NUT, frame & engine(M10)	3	
6	04213-13189	04213-13189	PIN, crankcase	2	
7	11319-05200	11319-05200	PLATE, oil gallery plug	1	
8	01107-06106	01107-06106	BOLT, oil gallery plug plate(M6*10)	1	
9	01547-06558	01547-06558	BOLT, crankcase(M6*55)	6	
10	01547-06808	01547-06808	BOLT, crankcase(M6*80)	5	
11	02112-06908	02112-06908	SCREW, crankcase(M6*90)	1	
12	09401-14301	09401-14301	CLIP, breather drain cap	1	
13	13870H29B00	13870H29B00	CAP COMP, breather drain	1	

FIG 5

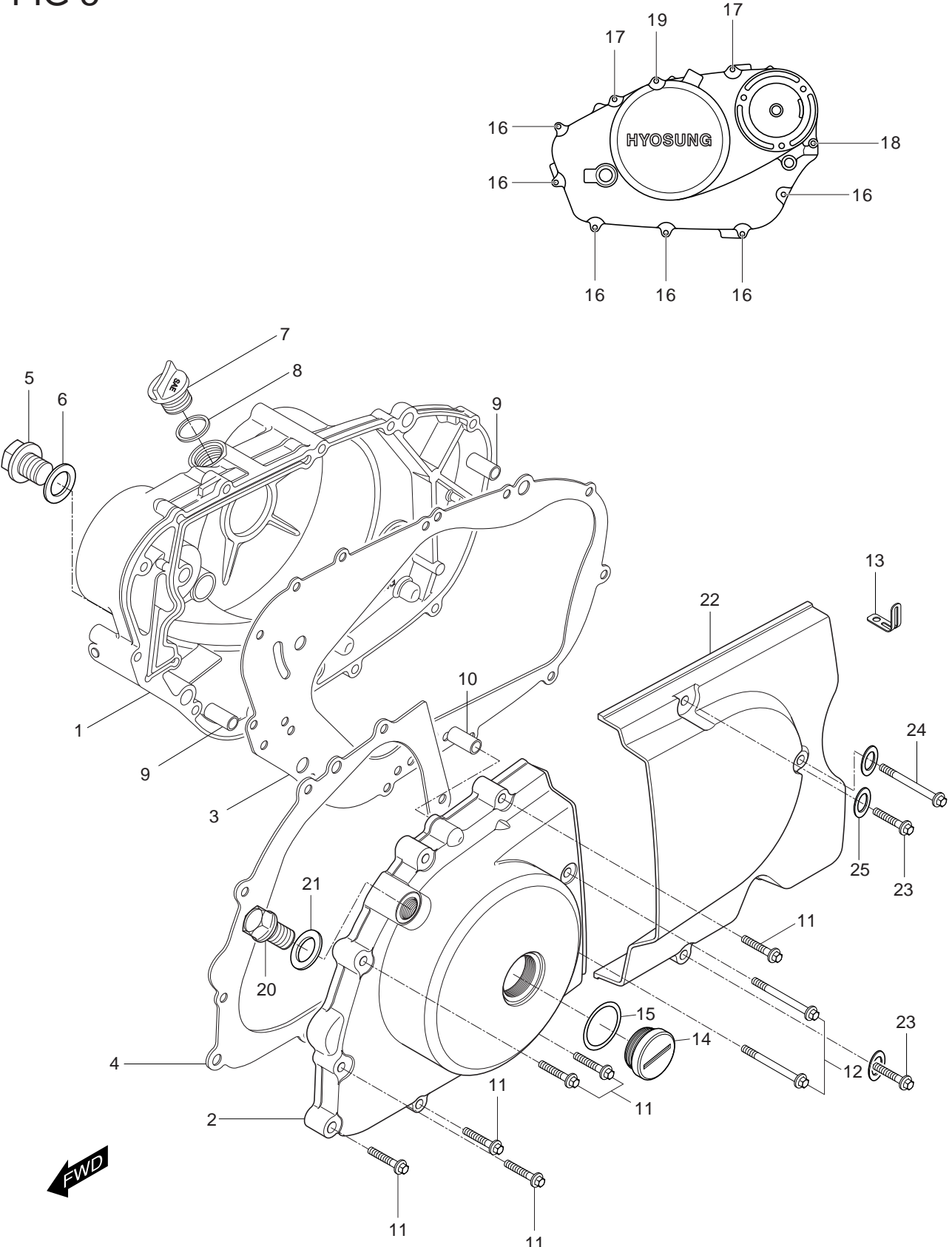


FIG5. CRANK CASE COVER

REF.			PARTS NAME	Q`TY	REMARKS
NO.	SEU01/SS01	SF01/SG01			
1	11340HG5102HPA	11340HG5102HPA	COVER COMP, clutch	1	
2	11351HG51020BF	11351HG51020BF	COVER, magneto	1	
3	11482HG5102	11482HG5102	GASKET, clutch cover (NA)	1	
4	11483HG5102	11483HG5102	GASKET, magneto cover	1	
5	09247-14026	09247-14026	PLUG, oil check	1	
6	09168H14003	09168H14003	GASKET, oil check plug	1	
7	09259-2000903P	09259-2000903P	PLUG, eng oil filler	1	
8	09280-17003	09280-17003	O-RING, eng oil filler plug	1	
9	04213-13189	04213-13189	PIN, clutch cover knock	2	
10	04213-09129	04213-09129	PIN, magneto cover kmock	1	
11	01547-06308	01547-06308	BOLT, magneto cover(M6*30)	7	
12	01547-06558	01547-06558	BOLT, magneto cover(M6*55)	2	
13	09403H09304	09403H09304	CLAMP, clutch cable	1	
14	09259-2601503P	09259-2601503P	PLUG, crankshaft hole	1	
15	09280-22008	09280-22008	O-RING, crankshaft hole plug	1	
16	01547-06258	01547-06258	BOLT, clutch cover(M6*25)	6	
17	01547-06358	01547-06358	BOLT, clutch cover(M6*35)	2	
18	01547-06608	01547-06608	BOLT, clutch cover(M6*60)	1	
19	01547-06758	01547-06758	BOLT, clutch cover(M6*75)	1	
20	09247H12102	09247H12102	PLUG, TDC	1	
21	09168H12003	09168H12003	GASKET, TDC plug	1	
22	11360HG5104	11360HG5104	COVER COMP, engine sprocket	1	
23	01547-06308	01547-06308	BOLT, engine sprocket cover(M6*30)	2	
24	01547-06508	01547-06508	BOLT, engine sprocket cover(M6*50)	1	
25	08321-31068	08321-31068	WASHER, ENGINE SPROCKET COVER	3	

FIG 6

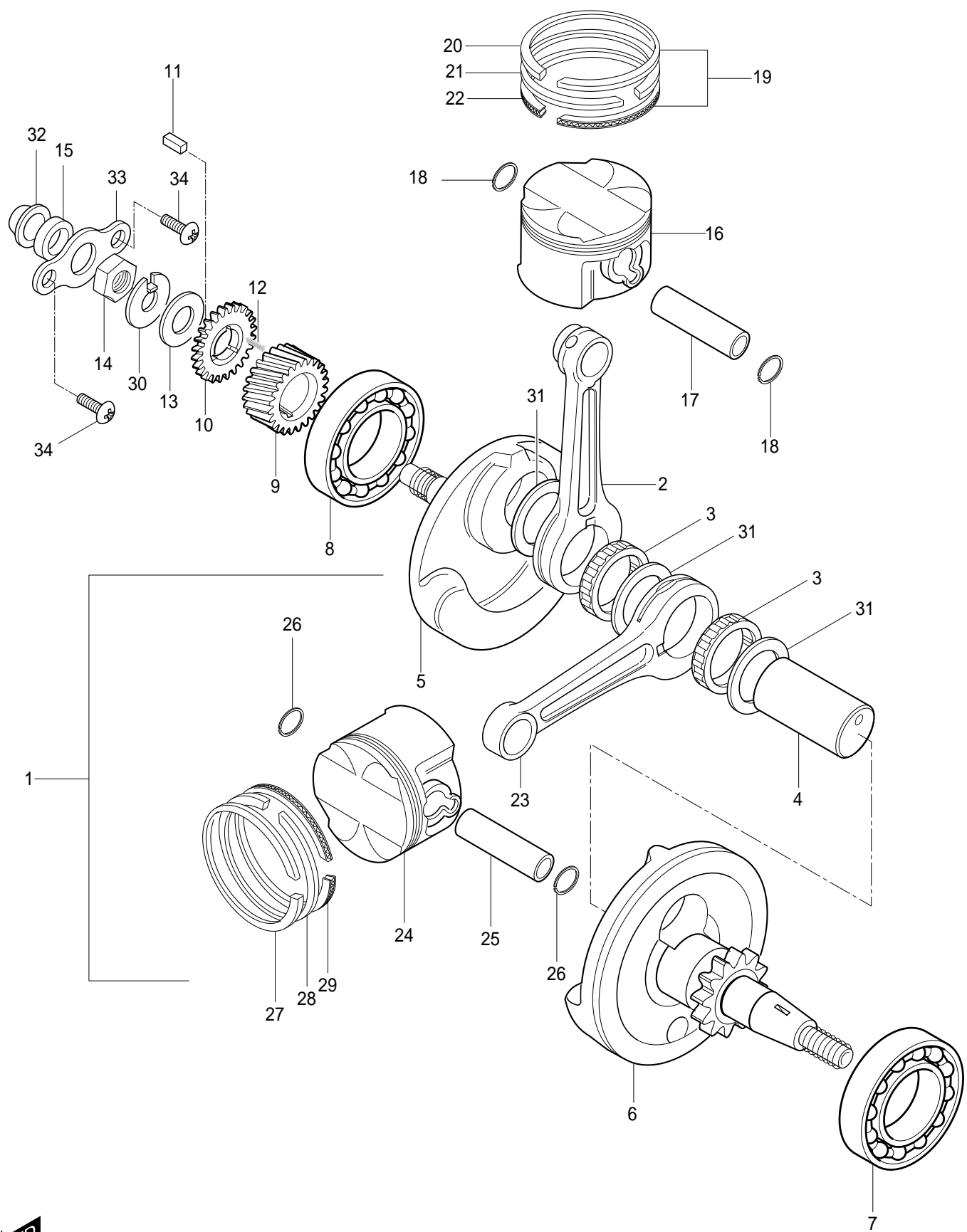


FIG 6. CRANK SHAFT

REF.			PARTS NAME	Q`TY	REMARKS
NO.	SEU01/SS01	SF01/SG01			
1	12200HG5100HPA	12200HG5100HPA	CRANK SHAFT ASS'Y	1	
2	12161HG5100	12161HG5100	ROD, connecting	1	
3	09263-28027	09263-28027	BEARING, crank pin	2	
4	12210HG5100HPA	12210HG5100HPA	PIN, crank	1	
5	12221HG5106CSA	12221HG5106CSA	CRANK SHAFT, R	1	
6	12261HG5104CSA	12261HG5104CSA	CRANK SHAFT, L	1	
7	09262H350A600AO	09262H350A600AO	BEARING, crank shaft, L(35*72*17)	1	
8	09262H350A600AO	09262H350A600AO	BEARING, crank shaft, R(35*72*17)	1	
9	21111HG5100	21111HG5100	GEAR, primary drive	1	
10	21112-35C00	21112-35C00	GEAR, primary drive NO.2	1	
11	09421-04004	09421-04004	KEY, primary drive gear	1	
12	21114-35C00	21114-35C00	SPRING, primary drive gear	1	
13	09166H16021	09166H16021	WASHER, primary drive gear thrust	1	
14	09140-16019	09140-16019	NUT, primary drive gear	1	
15	09282-12001	09282-12001	SEAL, crank shaft oil RH	1	
16	12112HG5100PPS	12112HG5100PPS	PISTON, rear	1	
17	12151HG5102	12151HG5102	PIN, piston	1	
18	09381-13001	09381-13001	CIRCLIP, piston pin	2	
20	12141HG5101	12141HG5101	RING, piston 1st	1	
21	12142HG5101	12142HG5101	RING, piston 2nd	1	
22	12144HG5101	12144HG5101	RING, piston oil	1	
23	12161HG5100	12161HG5100	ROD, connecting	1	
24	12111HG5106PPS	12111HG5106PPS	PLSTON, front	1	
25	12151HG5102	12151HG5102	PIN, piston	1	
26	09381-13001	09381-13001	CIRCLIP, piston pin	2	
27	12141HG5101	12141HG5101	RING, piston 1st	1	
28	12142HG5101	12142HG5101	RING, piston 2nd	1	
29	12144HG5101	12144HG5101	RING, piston oil	1	
30	09166H16031	09166H16031	WASHER, primary drive gear lock	1	
31	09160H28001	09160H28001	WASHER,connrod thrust	3	

FIG 6

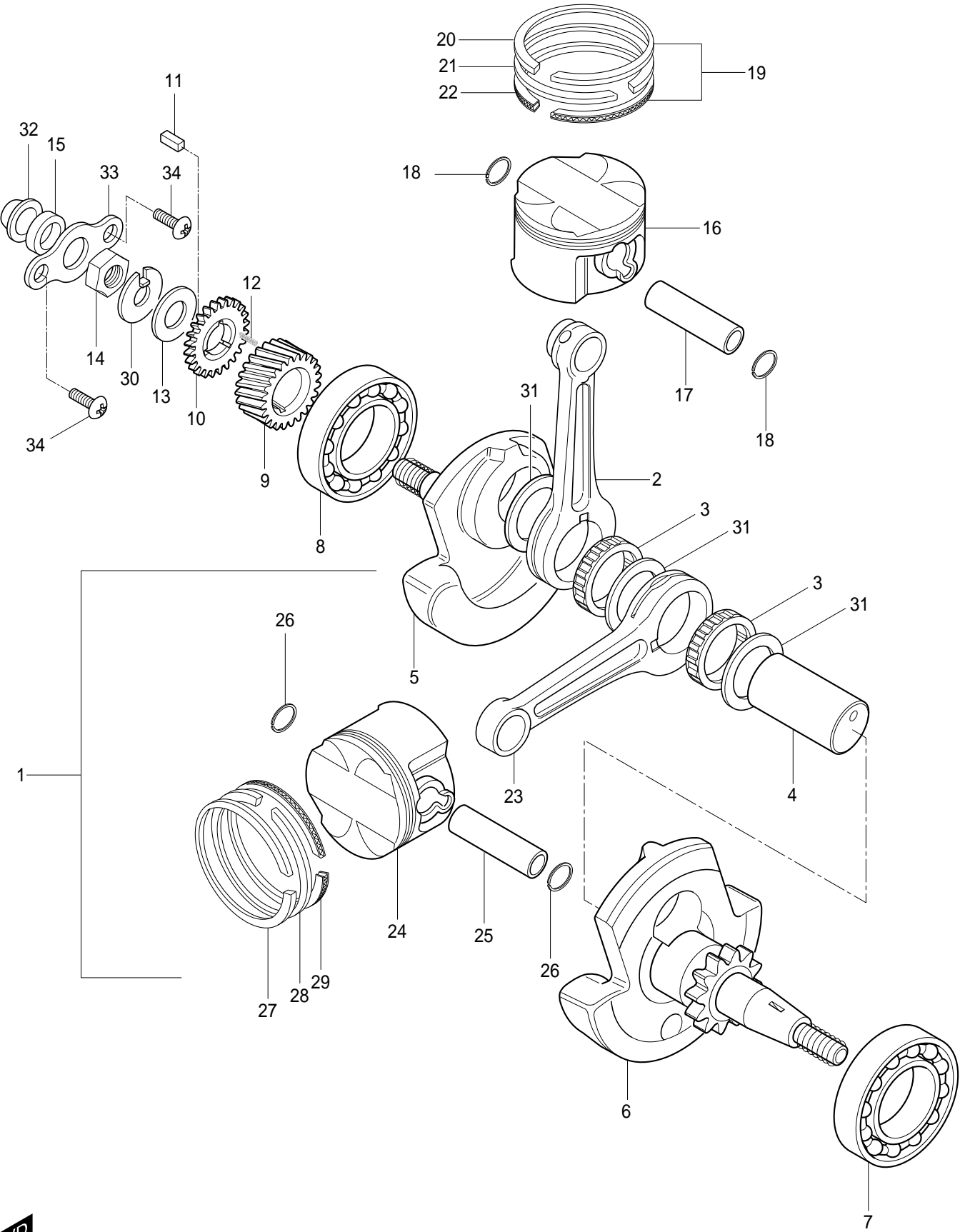


FIG 6. CRANK SHAFT

REF.			PARTS NAME	Q`TY	REMARKS
NO.	SEU01/SS01	SF01/SG01			
32	11342HG5100	11342HG5100	JET	1	
33	11343HG5100	11343HG5100	RETAINER	1	
34	02112-06106	02112-06106	SCREW(M6*10)	2	

FIG.7

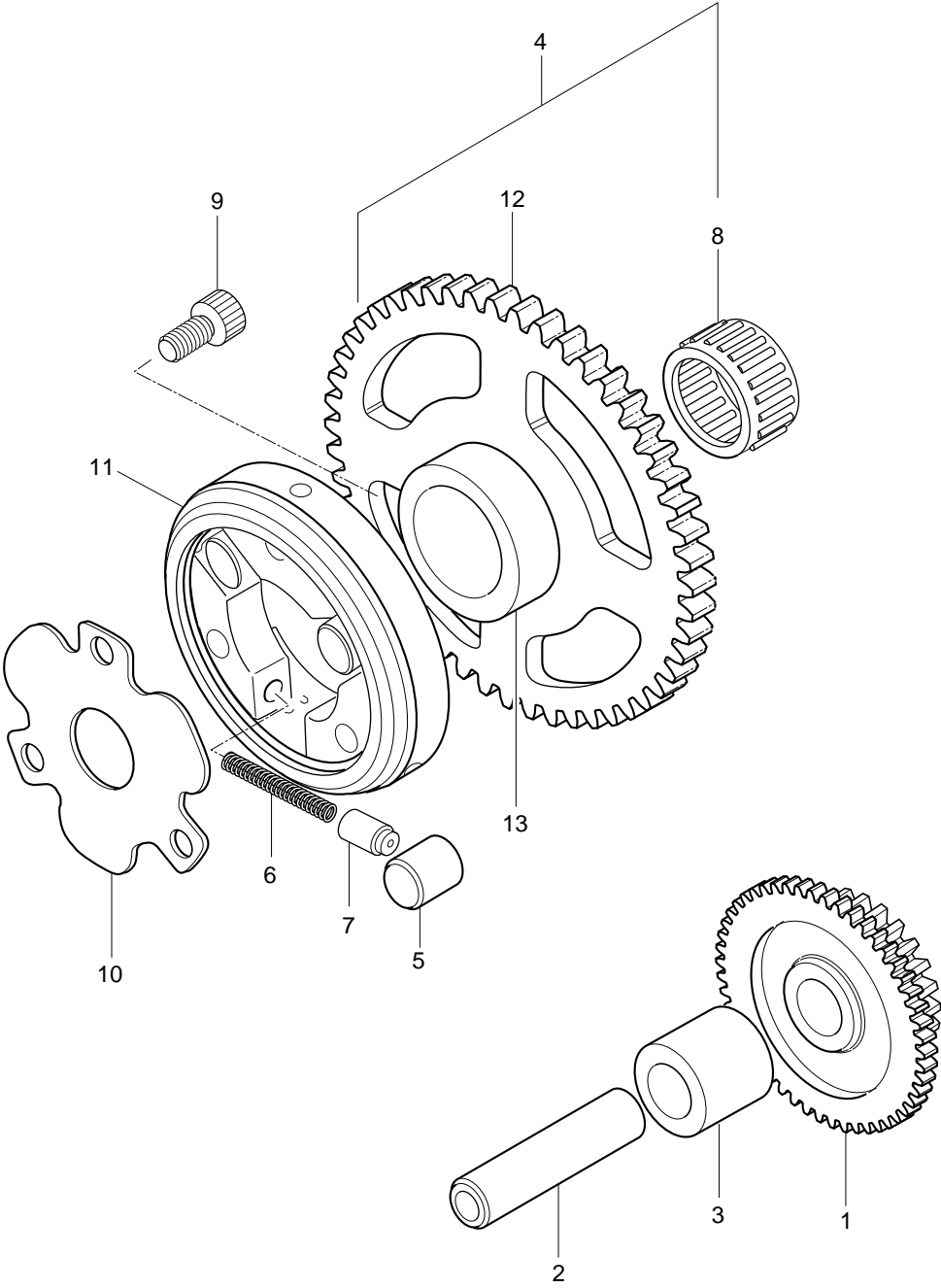


FIG 7. STARTER CLUTCH

REF.			PARTS NAME	Q`TY	REMARKS
NO.	SEU01/SS01	SF01/SG01			
1	12611HG5100	12611HG5100	GEAR, starter idle	1	
2	12612HG5100	12612HG5100	SHAFT, starter idle gear	1	
3	09180-13006	09180-13006	SPACE, starter idle gear	1	
4	12620HG5101	12620HG5101	GEAR COMP, starter clutch	1	
5	09261-10003	09261-10003	ROLLER, starter clutch	3	
6	09440-03004	09440-03004	SPRING, starter clutch release push	3	
7	12633-05300	12633-05300	PIECE, starter clutch release push	3	
8	09263-22031	09263-22031	BEARING, starter clutch gear	1	
9	09106-06030	09106-06030	BOLT, starter clutch(M8*16)	3	
10	12649-05300	12649-05300	SHIM, starter clutch hub	1	
11	12630-29B00	12630-29B00	HUB COMP, starter clutch	1	
12	12622HG5101	12622HG5101	GEAR, starter clutch	1	NOT SALE
13	12621HG5100	12621HG5100	RACE, starter clutch inner	1	NOT SALE

FIG 8-1

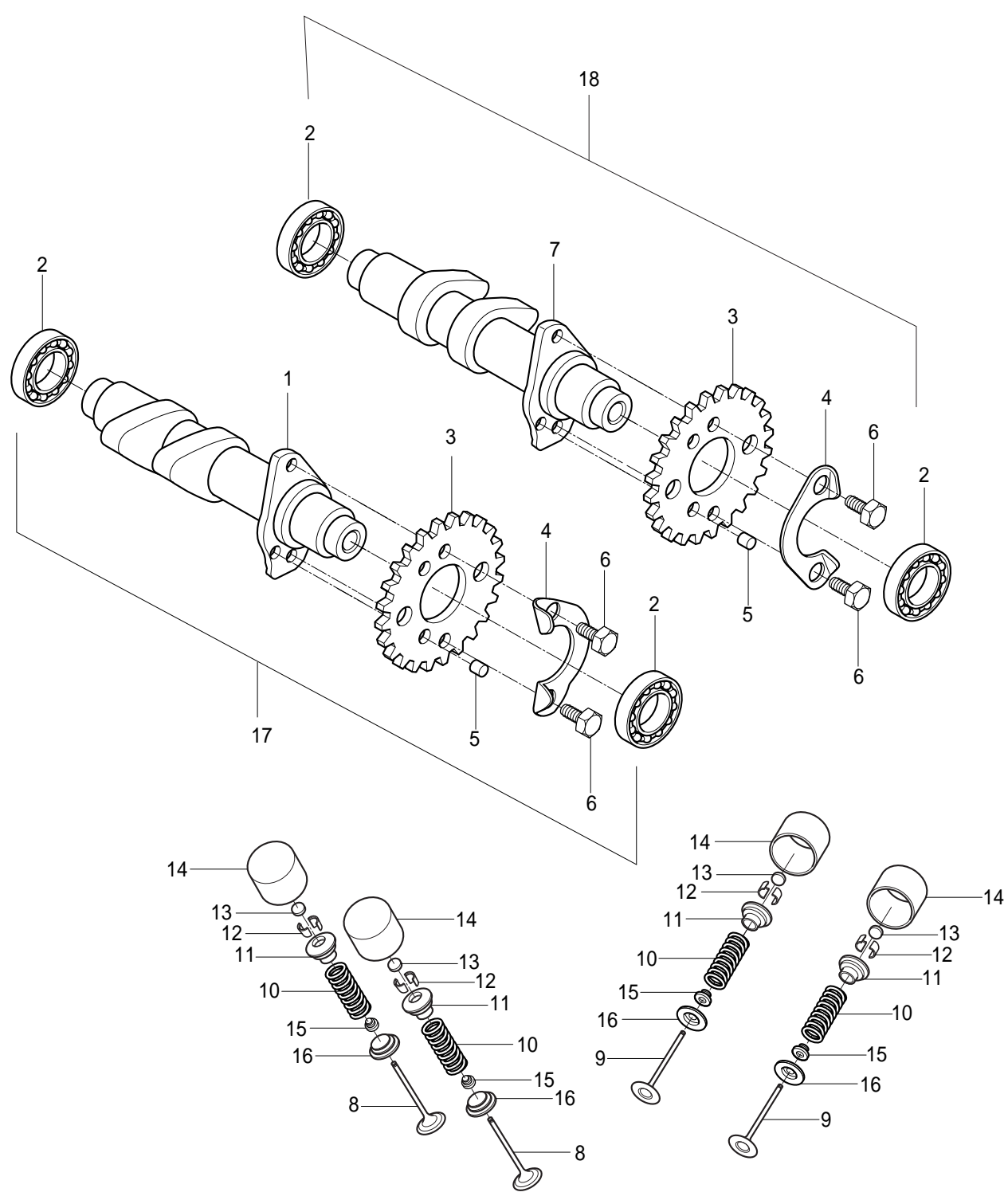


FIG 8-1. CAM SHAFT REAR

REF.			PARTS NAME	Q`TY	REMARKS
NO.	SEU01/SS01	SF01/SG01			
1	12711HG5102888	12711HG5102888	CAMSHAFT, intake rear	1	
2	09262-17019	09262-17019	BEARING, camshaft rear	4	
3	12742HG5100	12742HG5100	SPROCKET, camshaft rear	2	
4	12747-44B00	12747-44B00	WASHER, sprocket rear	2	
5	09261-05005	09261-05005	PIN, sprocket rear	2	
6	09111-06032	09111-06032	BOLT, sprocket rear	4	
7	12731HG5102888	12731HG5102888	CAMSHAFT, exhaust rear	1	
8	12911HG5101	12911HG5101	VALVE, intake rear	4	
9	12912HG5101	12912HG5101	VALVE, exhaust rear	4	
10	12921HG5101	12921HG5101	SPRING, valve rear	8	
11	12931HG5100	12931HG5100	RETAINER, valve spring rear	8	
12	12932HG5100	12932HG5100	COTTER, valve rear	16	
13	12892-05C00170	12892-05C00170	SHIM, tappet(#120 ~220) rear	8	
14	12881H03000001	12881H03000001	TAPPET, rear	8	
15	09289H04003	09289H04003	SEAL, valve stem oil rear	8	
16	12933HG5100	12933HG5100	SEAT, valve spring rear	8	
17	12720HG5100HPA	12720HG5100HPA	CAMSHAFT ASS'Y, rear intake	1	
18	12750HG5100HPA	12750HG5100HPA	CAMSHAFT ASS'Y, rear exhaust	1	

FIG 8-2

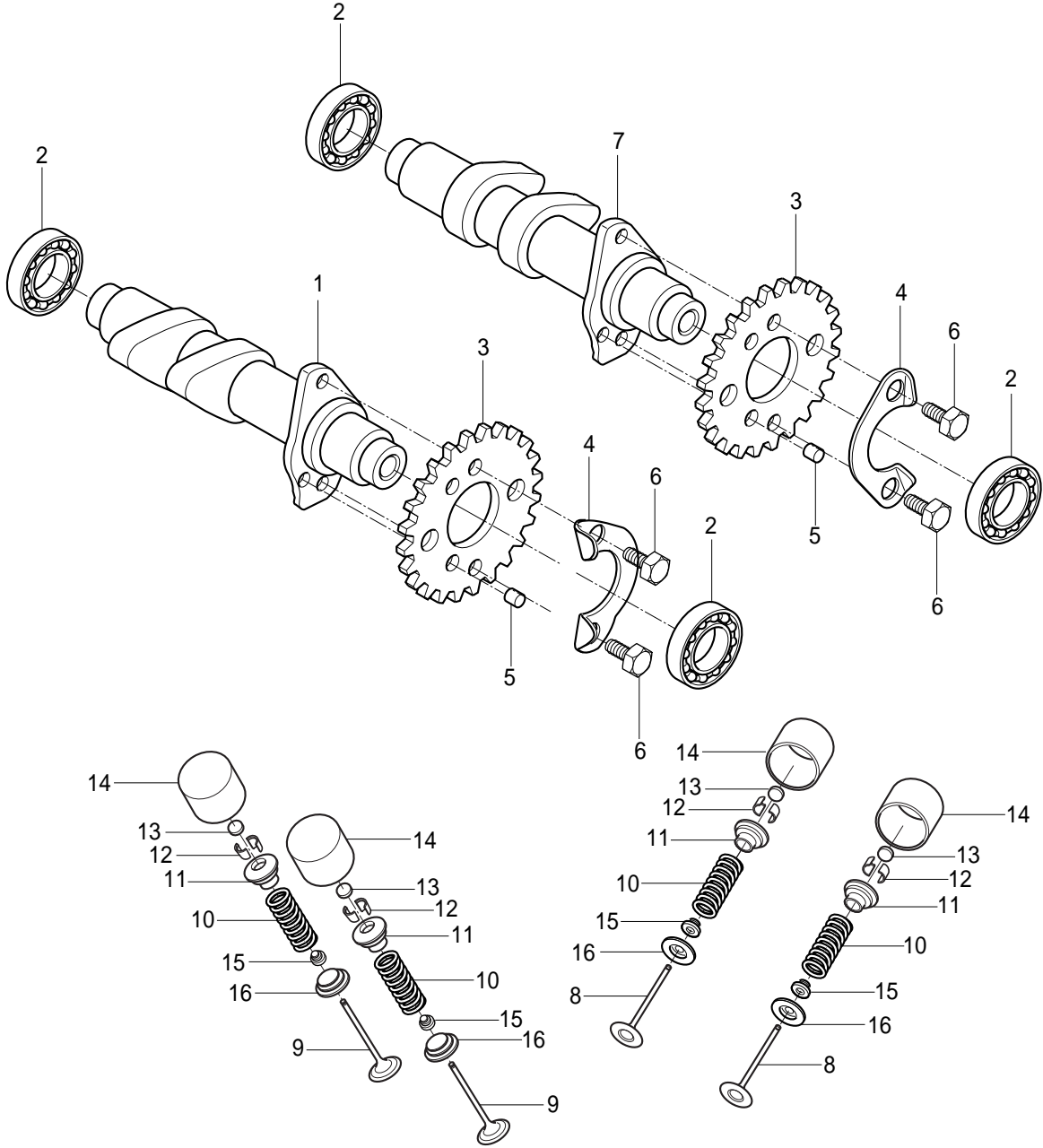


FIG 8-2. CAM SHAFT FRONT

REF.			PARTS NAME	Q`TY	REMARKS
NO.	SEU01/SS01	SF01/SG01			
1	12711HG5102888	12711HG5102888	CAMSHAFT, intake front	1	
2	09262-17019	09262-17019	BEARING, camshaft front	4	
3	12741HG5101	12741HG5101	SPROCKET, camshaft front	2	
4	12747-44B00	12747-44B00	WASHER, sprocket front	2	
5	09261-05005	09261-05005	PIN, sprocket front	2	
6	09111-06032	09111-06032	BOLT, sprocket front	4	
7	12731HG5102888	12731HG5102888	CAMSHAFT, exhaust front	1	
8	12911HG5101	12911HG5101	VALVE, intake front	4	
9	12912HG5101	12912HG5101	VALVE, exhaust front	4	
10	12921HG5101	12921HG5101	SPRING, valve front	8	
11	12931HG5100	12931HG5100	RETAINER, valve spring front	8	
12	12932HG5100	12932HG5100	COTTER, valve front	16	
13	12892-05C00170	12892-05C00170	SHIM, tappet(#120 ~220) front	8	
14	12881H03000001	12881H03000001	TAPPET,front	8	
15	09289H04003	09289H04003	SEAL, valve stem oil front	8	
16	12933HG5100	12933HG5100	SEAT, valve spring front	8	
17	12710HG5100HPA	12710HG5100HPA	CAMSHAFT ASS'Y, front intake	1	
18	12730HG5100HPA	12730HG5100HPA	CAMSHAFT ASS'Y,front exhaust	1	

FIG 9

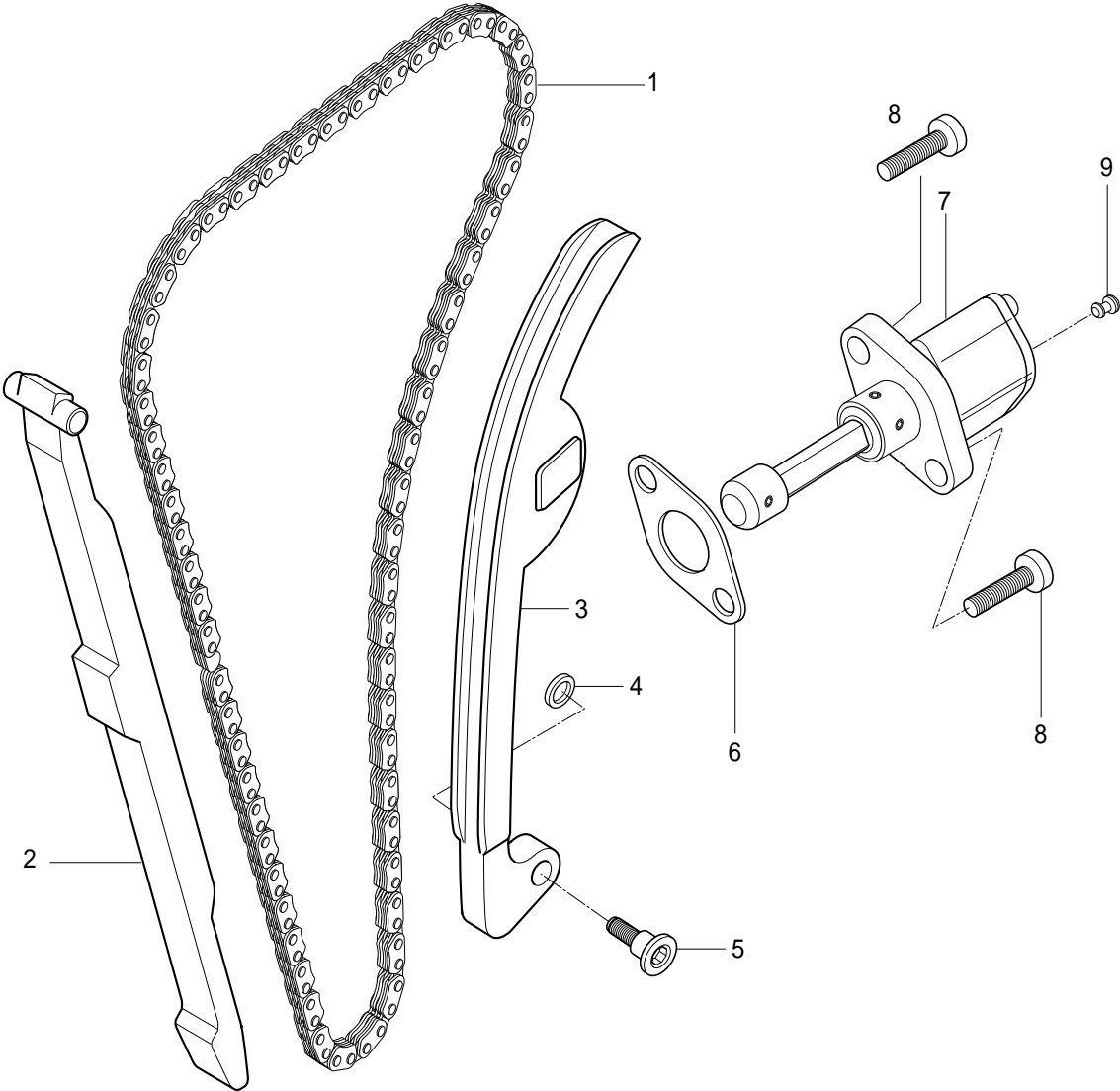


FIG 9. CAM CHAIN

REF.			PARTS NAME	Q`TY	REMARKS
NO.	SEU01/SS01	SF01/SG01			
1	12760HG5100	12760HG5100	CHAIN COMP, camshaft drive	2	
2	12771HG5100	12771HG5100	GUIDE, camchain NO.1	2	
3	12811HG5101	12811HG5101	TENSIONER, camchain	2	
4	08211-06181	08211-06181	WASHER, camchain tensioner bolt	2	
5	12812H35C00	12812H35C00	BOLT, camchain tensioner	2	
6	12837HP7600	12837HP7600	GASKET, tensioner adjuster	2	
7	12830HR6500	12830HR6500	ADJUSTER ASS'Y, tensioner	2	
8	07110-06208	07110-06208	BOLT, tensioner adjuster(M6*20)	4	
9	12839-38200	12839-38200	PLUG, adjuster	2	

FIG.10

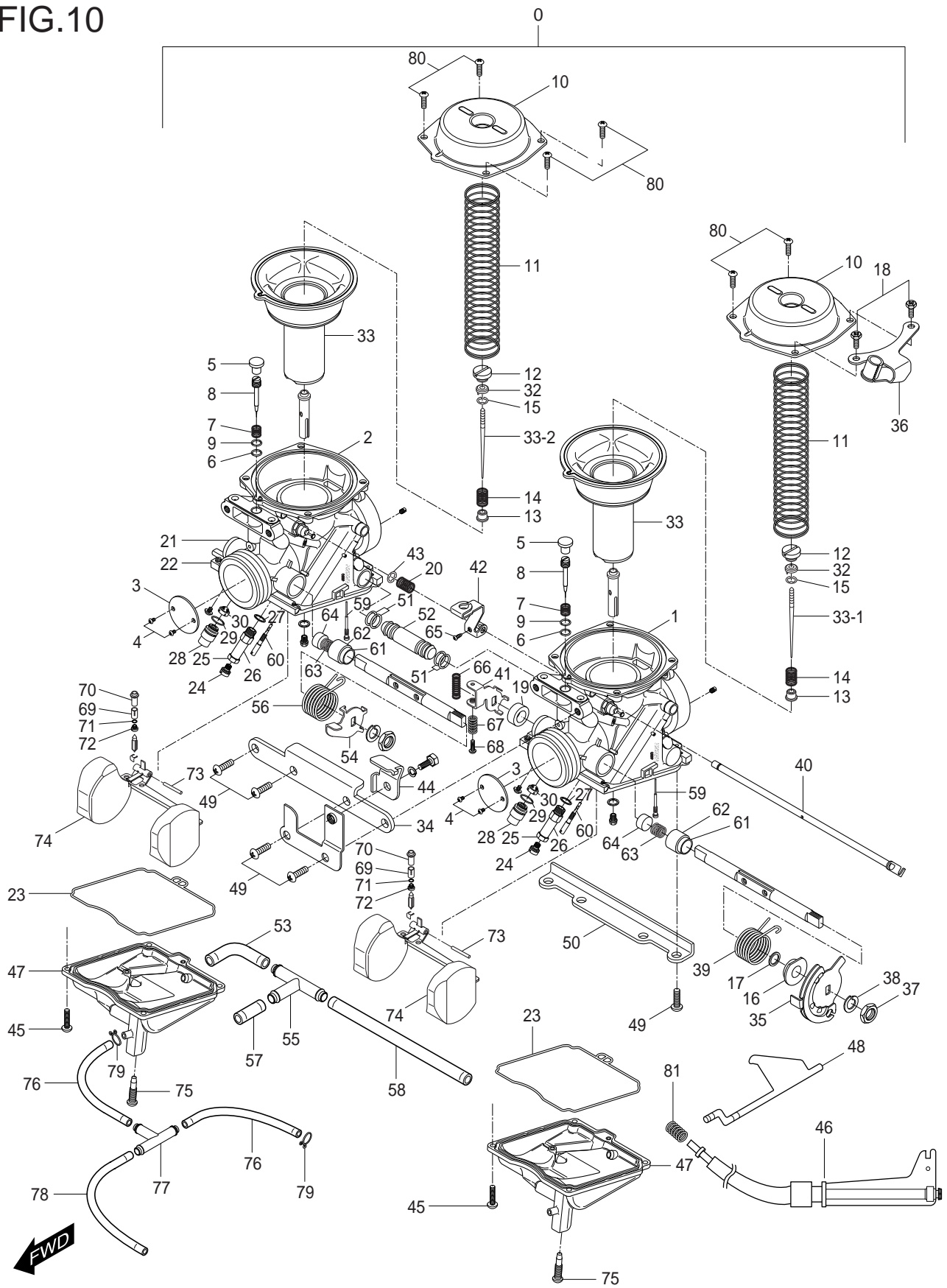


FIG 10. CARBURETOR ASS'Y

REF.			PARTS NAME	Q'TY	REMARKS
NO.	SEU01/SS01	SF01/SG01			
0	13200HG5100	13200HG5100	CARBURETOR ASS'Y	1	
1	13301HG5100	13301HG5100	MIXING BODY ASS'Y	1	NOT SALE
2	13302HG5100	13302HG5100	MIXING BODY ASS'Y	1	NOT SALE
3	13303HG5100	13303HG5100	THROTTLE VALVE	2	NOT SALE
4	13304HG5100	13304HG5100	.SCREW	4	
5	13305HG5100	13305HG5100	.PLUG	2	
6	13306HG5100	13306HG5100	.O-RING	2	
7	13307HG5100	13307HG5100	.SPRING(CO)	2	
8	13308HG5100	13308HG5100	.ADJUSTER	2	
9	13309HG5100	13309HG5100	.WASHER	2	
10	13310HG5100	13310HG5100	.DIAPHRAGM COVER	2	
11	13311HG5100	13311HG5100	.SPRING(CO)	2	
12	13312HG5100	13312HG5100	.SCREW	2	
13	13313HG5100	13313HG5100	.RING	2	
14	13314HG5100	13314HG5100	.SPRING(CO)	2	
15	13315HG5100	13315HG5100	.E-RING	2	
16	13316HG5100	13316HG5100	.RING	1	
17	13317HG5100	13317HG5100	.SEAL	1	
18	13318HG5100	13318HG5100	.BOLT	2	
19	13319HG5100	13319HG5100	.RING	1	
20	13320HG5100	13320HG5100	.SPRING(CO)	1	
21	13321HG5100	13321HG5100	.PACKING	1	
22	13322HG5100	13322HG5100	.SHAFT ASS'Y	1	
23	13323HG5100	13323HG5100	.O-RING	1	
24	13324HG5100	13324HG5100	MAIN JET #82.5	2	NOT SALE
25	13326HG5100	13326HG5100	.PACKING	2	
26	13327HG5100	13327HG5100	SCREW	2	NOT SALE
27	13328HG5100	13328HG5100	.WASHER	2	
28	13329HG5100	13329HG5100	.SCREW	2	
29	13330HG5100	13330HG5100	.WASHER	2	

FIG.10

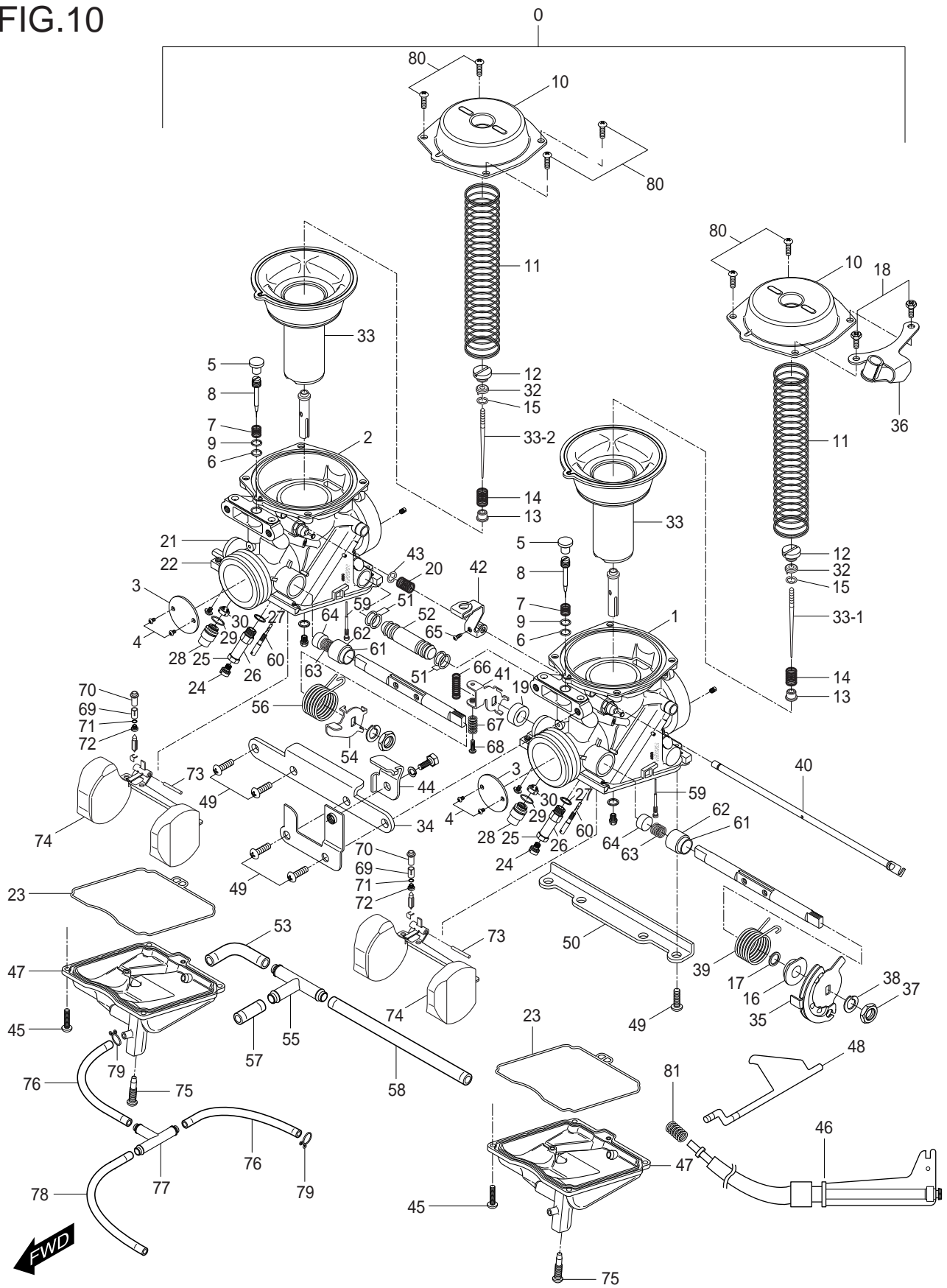


FIG 10. CARBURETOR ASS'Y

REF.			PARTS NAME	Q'TY	REMARKS
NO.	SEU01/SS01	SF01/SG01			
59	13364HG5100	13364HG5100	.JET(PAJ)	1	
60	13365HG5100	13365HG5100	JET(PJ)	2	NOT SALE
61	13366HG5100	13366HG5100	.CAP	2	
62	13367HG5100	13367HG5100	.GUIDE HOLDER	2	
63	13368HG5100	13368HG5100	.SPRING(CO)	2	
64	13369HG5100	13369HG5100	.PLUNGER ASS'Y	2	
65	13370HG5100	13370HG5100	.SCREW	1	
66	13371HG5100	13371HG5100	.SPRING(CO)	1	
67	13372HG5100	13372HG5100	.SPRING(CO)	1	
68	13373HG5100	13373HG5100	.SCREW	1	
69	13374HG5100	13374HG5100	.FILTER	2	
70	13375HJ8230	13375HJ8230	NEEDLE VALVE ASS'Y(VS)	2	
71	13376HG5100	13376HG5100	O-RING	2	NOT SALE
72	13377HG5100	13377HG5100	.SCREW	2	
73	13378HG5100	13378HG5100	.PIN	2	
74	13379HG5100	13379HG5100	.FLOAT ASS'Y	2	
75	13380HG5100	13380HG5100	.SCREW	2	
76	13381HG5100	13381HG5100	.HOSE	2	
77	13382HG5100	13382HG5100	.NIPPLE	1	
78	13383HG5100	13383HG5100	.HOSE	1	
79	13384HG5100	13384HG5100	.CLIP	2	
80	13385HG5100	13385HG5100	.SCREW	6	
81	13386HG5100	13386HG5100	.SPRING(CO)	1	

FIG.10

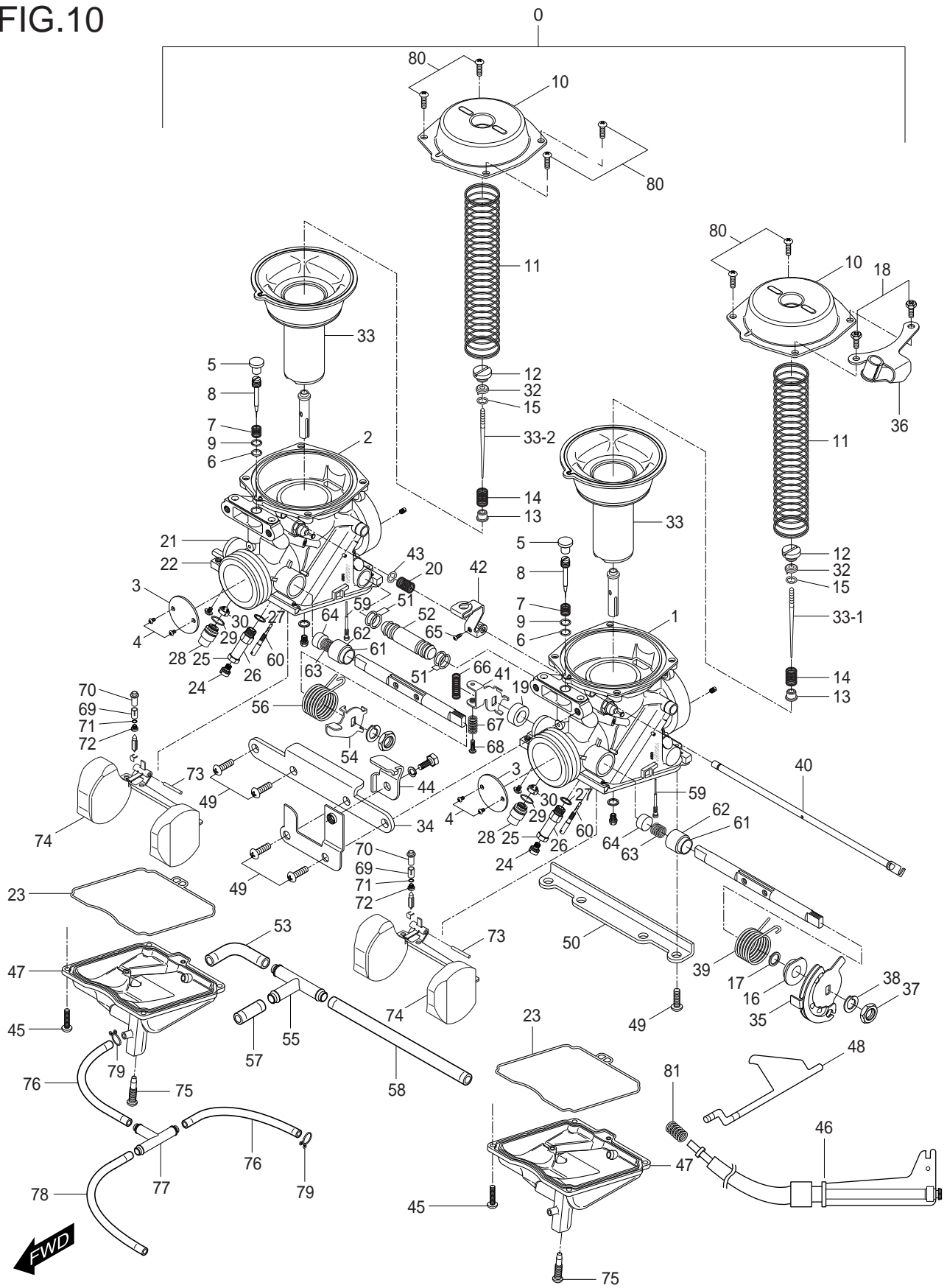


FIG 10. CARBURETOR ASS'Y

REF.			PARTS NAME	Q'TY	REMARKS
NO.	SEU01/SS01	SF01/SG01			
59	13364HG5100	13364HG5100	.JET(PAJ)	1	
60	13365HG5100	13365HG5100	JET(PJ)	2	NOT SALE
61	13366HG5100	13366HG5100	.CAP	2	
62	13367HG5100	13367HG5100	.GUIDE HOLDER	2	
63	13368HG5100	13368HG5100	.SPRING(CO)	2	
64	13369HG5100	13369HG5100	.PLUNGER ASS'Y	2	
65	13370HG5100	13370HG5100	.SCREW	1	
66	13371HG5100	13371HG5100	.SPRING(CO)	1	
67	13372HG5100	13372HG5100	.SPRING(CO)	1	
68	13373HG5100	13373HG5100	.SCREW	1	
69	13374HG5100	13374HG5100	.FILTER	2	
70	13375HG5100	13375HG5100	NEEDLE VALVE ASS'Y(VS)	2	NOT SALE
71	13376HG5100	13376HG5100	O-RING	2	NOT SALE
72	13377HG5100	13377HG5100	.SCREW	2	
73	13378HG5100	13378HG5100	.PIN	2	
74	13379HG5100	13379HG5100	.FLOAT ASS'Y	2	
75	13380HG5100	13380HG5100	.SCREW	2	
76	13381HG5100	13381HG5100	.HOSE	2	
77	13382HG5100	13382HG5100	.NIPPLE	1	
78	13383HG5100	13383HG5100	.HOSE	1	
79	13384HG5100	13384HG5100	.CLIP	2	
80	13385HG5100	13385HG5100	.SCREW	6	
81	13386HG5100	13386HG5100	.SPRING(CO)	1	



FIG 11. AIR CLEANER & CHAMBER

REF.			PARTS NAME	Q`TY	REMARKS
NO.	SEU01/SS01	SF01/SG01			
1	13700HR5200	13700HR5200	CLEANER ASS'Y, air	1	
2	13720HG5101	13720HG5101	CASE COMP, air cleaner	1	
3	13740HG5102	13740HG5102	CAP COMP, air cleaner	1	
4	13780SG5100SVC	13780SG5100SVC	FILTER COMP, air cleaner	1	
5	13750HG5100	13750HG5100	TRAP COMP, frame	1	
6	13831HG5101	13831HG5101	TUBE, connecting	1	
7	09402-44207	09402-44207	CLAMP, connecting tube	2	
8	13881HG5101	13881HG5101	TUBE,outlet	2	
9	13800HG5150	13800HG5150	CHAMBER ASS'Y, air cleaner	1	
10	02142-05305	02142-05305	SCREW, air cleaner cap(M5*30)	3	
11	09401-14301	09401-14301	CLIP,oil drain plug	1	
12	13895HF4500	13895HF4500	PLUG, oil drain	1	
13	09402-56208	09402-56208	CLAMP, outlet tube	2	
14	09136-06017	09136-06017	SCREW, air cleaner	2	
15	09136-06017	09136-06017	SCREW, air chamber	1	

FIG 12. MUFFLER

REF.			PARTS NAME	Q`TY	REMARKS
NO.	SEU01/SS01	SF01/SG01			
0	14305HS5200PLH	14305HS5200PLH	MUFFLER, ASS'Y	1	
1	14310HS5200	14310HS5200	BODY COMP, muffler front	1	
3	14410HR5200	14410HR5200	BRACKET, muffler support	1	
4	14160HR5200	14160HR5200	PIPE COMP, exhaust rear	1	
5	14150HG5103PLA	14150HG5103PLA	PIPE COMP, exhaust front	1	
7	14721HR5200	14721HR5200	COVER COMP, exhaust pipe front	1	
8	14470HG5102	14470HG5102	CONNECTOR COMP, exhaust pipe	3	
9	01137-08358	01137-08358	BOLT, connector exhaust pipe(M8*35)	3	
10	09119H06001	09119H06001	BOLT, muffler cover	8	
11	14292HG5101PLA	14292HG5101PLA	COVER, exhaust pipe connector	1	
12	0831-26086	0831-26086	NUT, muffler support	4	
13	01421-08258	01421-08258	STUD BOLT, exhaust pipe(M8*25)	2	
13-1	09139H08044	09139H08044	SCREW, EX PIPE	2	
14	09143H08001	09143H08001	NUT, exhaust pipe	2	
15	14181-46E00	14181-46E00	GASKET, exhaust pipe	2	
16	14773HG5100	14773HG5100	GASKET, connector exhaust pipe	1	
17	01517-08208	01517-08208	BOLT, muffler support(M*20)	2	

FIG 12. MUFFLER

REF.			PARTS NAME	Q'TY	REMARKS
NO.	SEU01/SS01	SF01/SG01			
0	14305HS5200PLH	14305HS5200PLH	MUFFLER, ASS'Y	1	
1	14310HS5200	14310HS5200	BODY COMP, muffler front	1	
3	14410HR5200	14410HR5200	BRACKET, muffler support	1	
4	14160HR5200	14160HR5200	PIPE COMP, exhaust rear	1	
5	14150HG5103PLA	14150HG5103PLA	PIPE COMP, exhaust front	1	
7	14721HR5200	14721HR5200	COVER COMP, exhaust pipe front	1	
8	14470HG5102	14470HG5102	CONNECTOR COMP, exhaust pipe	3	
9	01137-08358	01137-08358	BOLT, connector exhaust pipe(M8*35)	3	
10	09119H06001	09119H06001	BOLT, muffler cover	8	
11	14292HG5101PLA	14292HG5101PLA	COVER, exhaust pipe connector	1	
12	0831-26086	0831-26086	NUT, muffler support	4	
13	01421-08258	01421-08258	STUD BOLT, exhaust pipe(M8*25)	2	
13-1	09139H08044	09139H08044	SCREW, EX PIPE	2	
14	09143H08001	09143H08001	NUT, exhaust pipe	2	
15	14181-46E00	14181-46E00	GASKET, exhaust pipe	2	
16	14773HG5100	14773HG5100	GASKET, connector exhaust pipe	1	
17	01517-08208	01517-08208	BOLT, muffler support(M*20)	2	

FIG 13

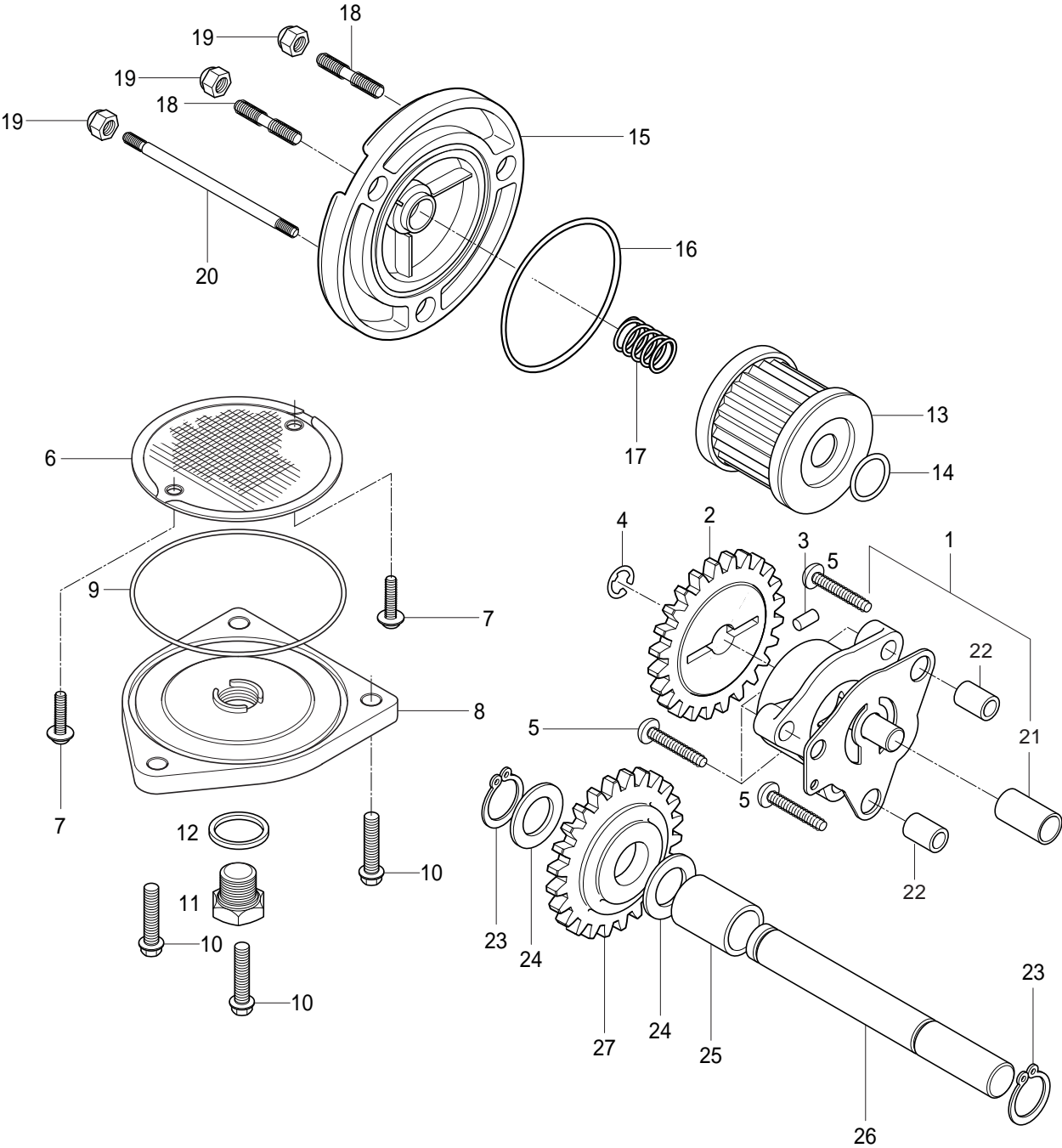


FIG 13. OIL PUMP

REF.			PARTS NAME	Q`TY	REMARKS
NO.	SEU01/SS01	SF01/SG01			
1	16400HG5102	16400HG5102	PUMP ASSY, oil	1	
2	16331HG5102	16331HG5102	GEAR, oil pump driven	1	
3	09261-02001	09261-02001	PIN, oil pump driven gear	1	
4	08332-11069	08332-11069	CIRCLIP, oil pump driven gear	1	
5	02112-06258	02112-06258	SCREW, oil pump(M6*25)	3	
6	16520-05202	16520-05202	STRAINER COMP, engine oil	1	
7	02112-95126	02112-95126	SCREW, engine oil strainer(M5*12)	2	
8	16523-05200	16523-05200	CAP, oil strainer	1	
9	09280-60005	09280-60005	O-RING, strainer cap	1	
10	01547-06208	01547-06208	BOLT, oil strainer cap(M6*20)	3	
11	09247-14002	09247-14002	PLUG, oil drain	1	
11-1	09247-14019	09247-14019	PLUG, oil drain	1	
12	09168H14003	09168H14003	GASKET, drain plug	1	
13	16510-05240	16510-05240	FILTER COMP, engine oil	1	
14	09280-13004	09280-13004	O-RING, oil filter	1	
15	16512HG5100CR	16512HG5100CR	CAP, oil filter	1	
16	09280-54001	09280-54001	O-RING, oil filter cap	1	
17	09440-18002	09440-18002	SPRING, oil filter cap	1	
18	01421-06128	01421-06128	BOLT, oil filter cap stud(M6*12)	2	
19	08313-11068	08313-11068	NUT, oil filter cap(M6)	3	
20	01421-06658	01421-06658	BOLT, oil filter cap stud(M6*65)	1	
21	16419HG5100	16419HG5100	BUSH, oil pump	1	
22	09206-08001	09206-08001	PIN, oil pump knock	2	
23	08331-31109	08331-31109	CIRCLIP,oil pump idle	2	
24	08211-10181	08211-10181	WASHER,oil pump idle gear thrust	2	
25	09180H10022	09180H10022	SPACER, oil pump idle gear	1	
26	16451HG5101	16451HG5101	SHAFT, oil pump idle gear	1	
27	16431HG5104	16431HG5104	GEAR, oil pump idle	1	

FIG.14

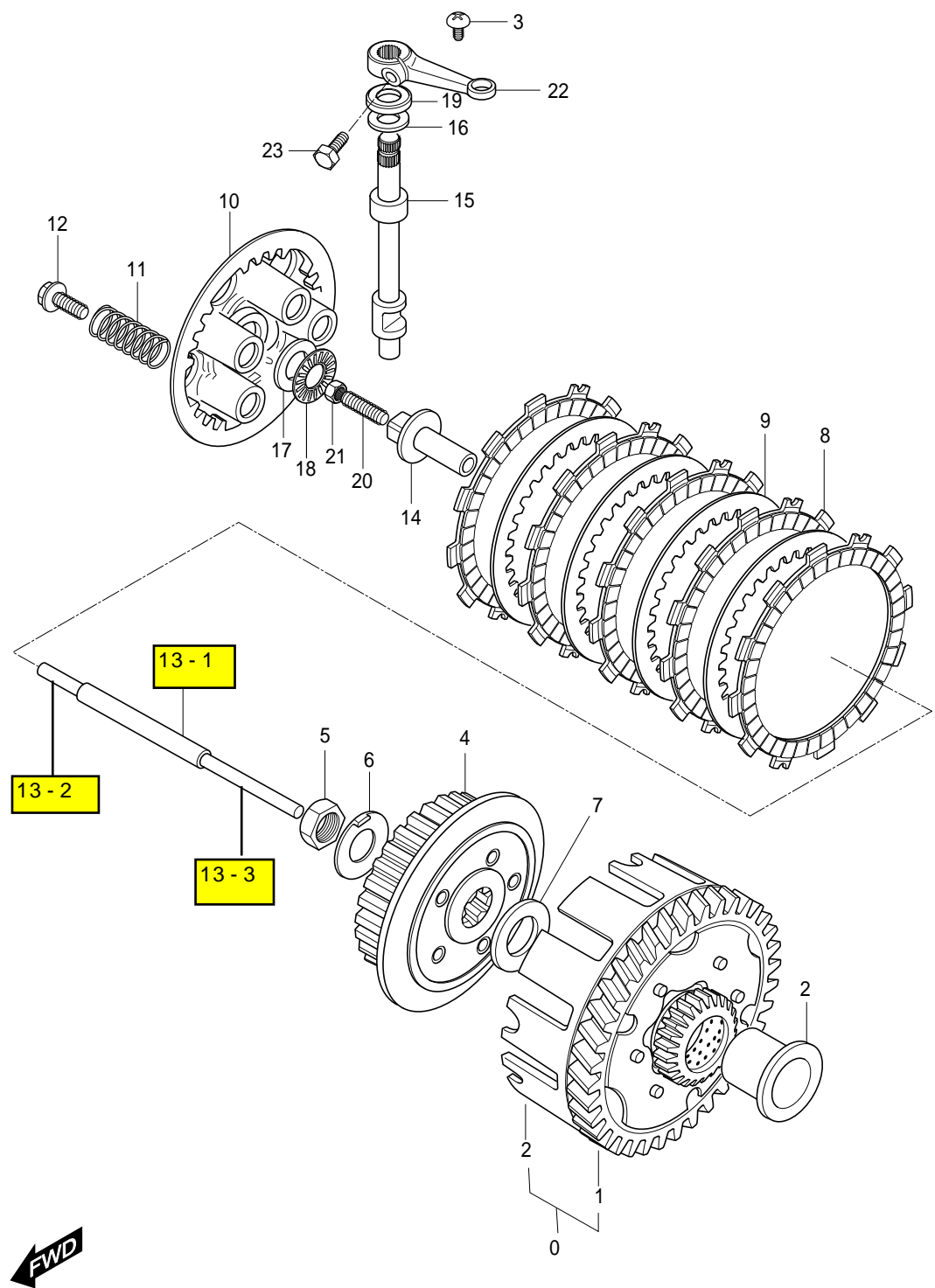


FIG 14. CLUTCH ASS'Y

REF.			PARTS NAME	Q'TY	REMARKS
NO.	SEU01/SS01	SF01/SG01			
0	21200HG5100HPA	21200HG5100HPA	GEAR ASS'Y primary driven	1	
1	21210HG5100	21210HG5100	GEAR COMP, primary driven	1	
1-1	21221-11C10	21221-11C10	HOUSING, clutch	1	
2	21251H13E00	21251H13E00	SPACER, primary driven gear	1	
3	02142-06108	02142-06108	STOPPER, clutch release camshaft	1	
4	21411-05200	21411-05200	HYB, clutch sleeve	1	
5	09140-16014	09140-16014	NUT, clutch sleeve hub	1	
6	09169-16003	09169-16003	WASHER, clutch sleeve hub	1	
7	08211-20352	08211-20352	THRUST WASHER, clutch sleeve hub	1	
8	21441-13A01	21441-13A01	PLATE, clutch drive	5	
9	21451-28000	21451-28000	PLATE, clutch driven	4	
10	21462-14102	21462-14102	DISK, clutch pressure	1	
11	09440-15014	09440-15014	SPRING, clutch	5	
12	09116-05003	09116-05003	BOLT, clutch spring	5	
13	23110HG5100	23110HG5100	ROD, clutch push	1	
13-1	23110HJ8202	23110HJ8202	ROD COMP, clutch push	1	
13-2	23115HN9100	23115HN9100	ROD, Clutch push NO2	1	
13-3	23113HJ8200	23113HJ8200	ROD, Clutch push R	1	
14	23121-05200	23121-05200	PIECE, clutch push	1	
15	23122HG5100	23122HG5100	CAM SHAFT, clutch release	1	
16	08211-10201	08211-10201	THRUST WASHER, clutch release camshaft	1	
17	09160-15015	09160-15015	THRUST WASHER, clutch release	1	
18	09263H15001	09263H15001	THRUST BEARING, clutch release	1	
19	09282-10007	09282-10007	OIL SEAL, clutch release camshaft(10×20×6)	1	
20	09134-06010	09134-06010	SCREW, clutch release adjuster	1	
21	08310-22068	08310-22068	NUT, clutch release adjuster(M6)	1	
22	23271HJ8250	23271HJ8250	ARM, clutch release	1	
23	01107-06168	01107-06168	BOLT, clutch release arm(M6*16)	1	

FIG.15

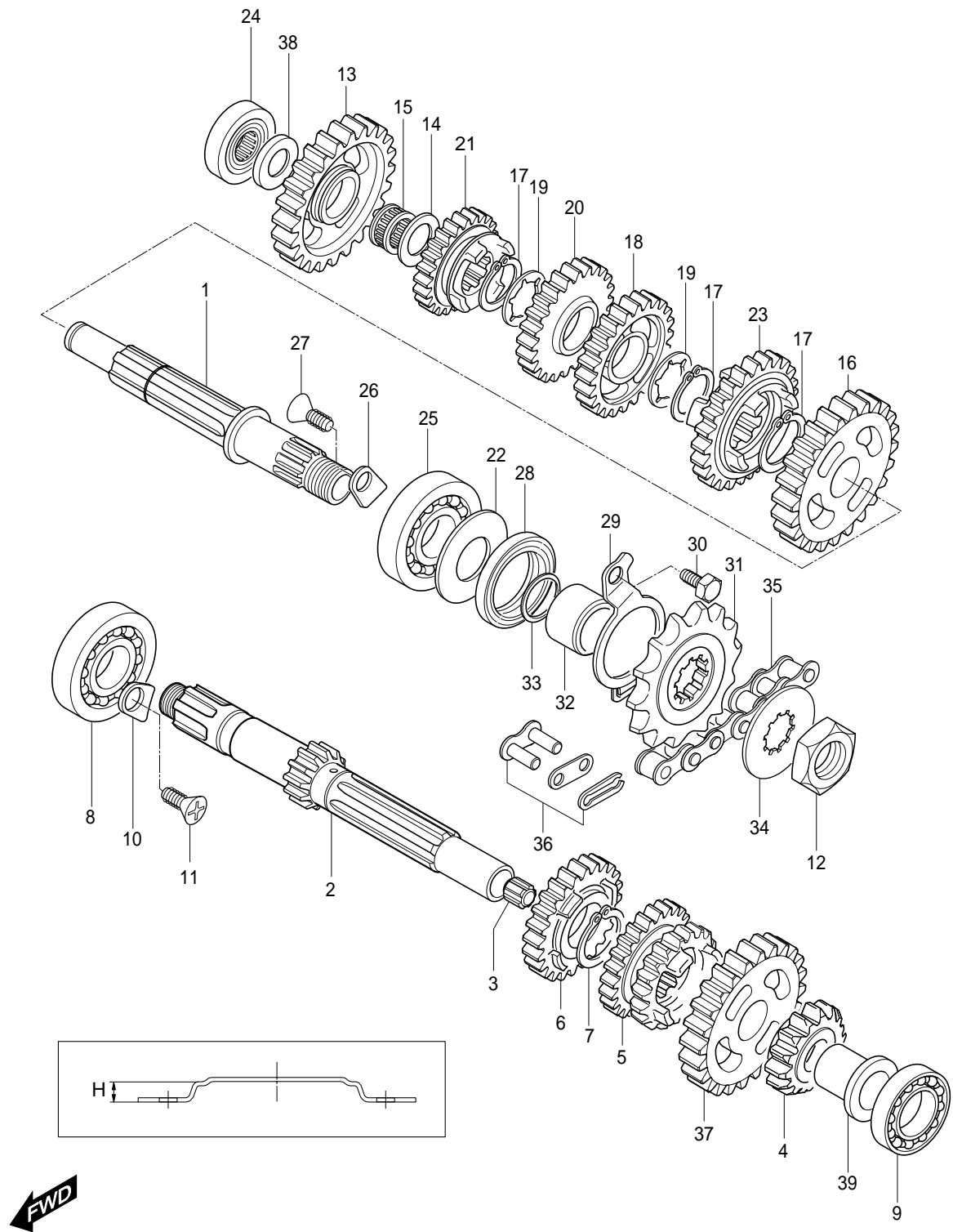


FIG 15. TRANSMISSION

REF.			PARTS NAME	Q`TY	REMARKS
NO.	SEU01/SS01	SF01/SG01			
1	24130HG5103	24130HG5103	SHAFT COMP, drive	1	
2	24121HG5102	24121HG5102	SHAFT, counter	1	
3	24125-38201	24125-38201	BUSH, counter shaft	1	
4	24221-29B00	24221-29B00	GEAR, 2nd drive	1	
5	24231HG5100	24231HG5100	GEAR, 3rd/4th drive	1	
6	24251-05202	24251-05202	GEAR, 5th drive	1	
7	09380-20009	09380-20009	CIRCLIP, 5th drive gear	1	
8	08110-63040	08110-63040	BEARING, counter shaft R	1	
9	09263H15019	09263H15019	BEARING, counter shaft L	1	
10	24741HG5100	24741HG5100	RETAINER, counter shaft bearing	1	
11	02122-06128	02122-06128	SCREW, counter shaft bearing retainer(M6*12)	1	
12	09140-16017	09140-16017	NUT, enginesprocket	1	
13	24311HG5100	24311HG5100	GEAR, 1st driven	1	
14	08211-15251	08211-15251	THRUST WASHER, 1st driven gear L	1	
15	09263H15002	09263H15002	BEARING, 1st driven gear	1	
16	24320-29B00	24320-29B00	GEAR COMP, 2nd driven	1	
17	09380-20009	09380-20009	CIRCLIP, drive gear	3	
18	24331HG5100	24331HG5100	GEAR, 3rd driven	1	
19	09167-20011	09167-20011	THRUST WASHER, 3rd & 4th driven gear	2	
20	24341HG5100	24341HG5100	GEAR, 4th driven	1	
21	24351-05201	24351-05201	GEAR, 5th driven	1	
22	09160H20011	09160H20011	WASHER, oil sealing	1	
23			GEAR, 6th driven	1	
24	09263H15015	09263H15015	BEARING, drive shaft R	1	
25	09262H22016	09262H22016	BEARING, drive shaft L	1	
26	24741HG5100	24741HG5100	RETAINER, drive shaft bearing	1	
27	02122-06128	02122-06128	SCREW, drive shaft bearing retainer(M6*12)	1	

FIG.15

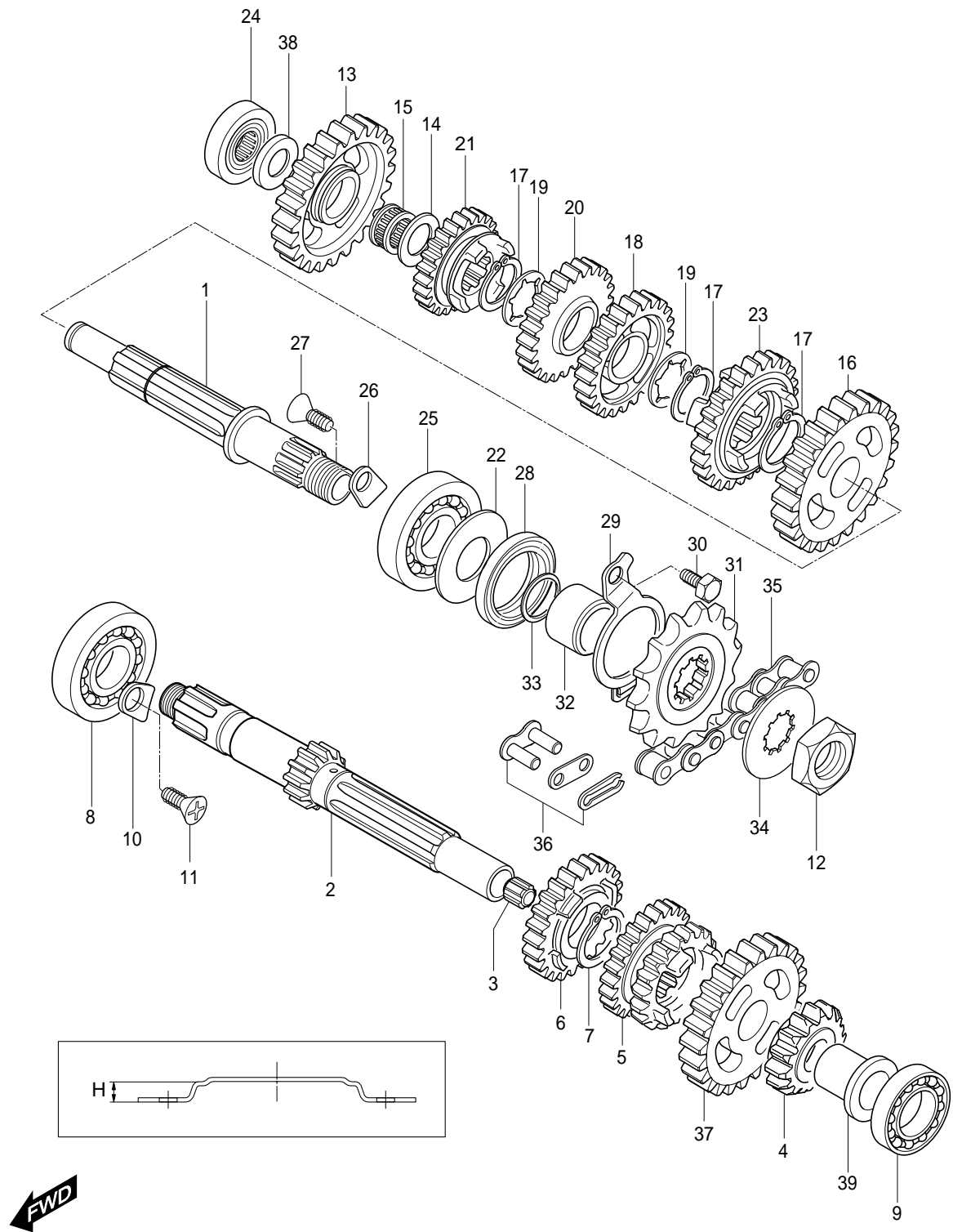


FIG 15. TRANSMISSION

REF.			PARTS NAME	Q`TY	REMARKS
NO.	SEU01/SS01	SF01/SG01			
28	09283-27010	09283-27010	OIL SEAL, drive shaft	1	
29	24751HG5102	24751HG5102	RETAINER, drive shaft oil seal	1	
30	01107-06106	01107-06106	BOLT, drive shaft oil seal retainer(M6*10)	2	
31	27510H41721	27510H41721	SPROCKET COMP, engine(13T)	1	
32	27531HG5101	27531HG5101	SPACER, engine sprocket	1	
33	09280-19005	09280-19005	O-RING, engine sprocket	1	
34	09167-20006	09167-20006	LOCK WASHER, engine sprocket	1	
35	27600HG5150	27600HG5150	CHAIN ASS'Y, drive(138L)	1	
36	27620HG5100	27620HG5100	JOINT, chain	1	NOT SALE
37	24260HG5100	24260HG5100	GEAR, 6th driven	1	
38	09180H15029	09180H15029	SPACER, drive shaft R	1	
39	09180H15031	09180H15031	SPACER, drive shaft L	1	

FIG.16

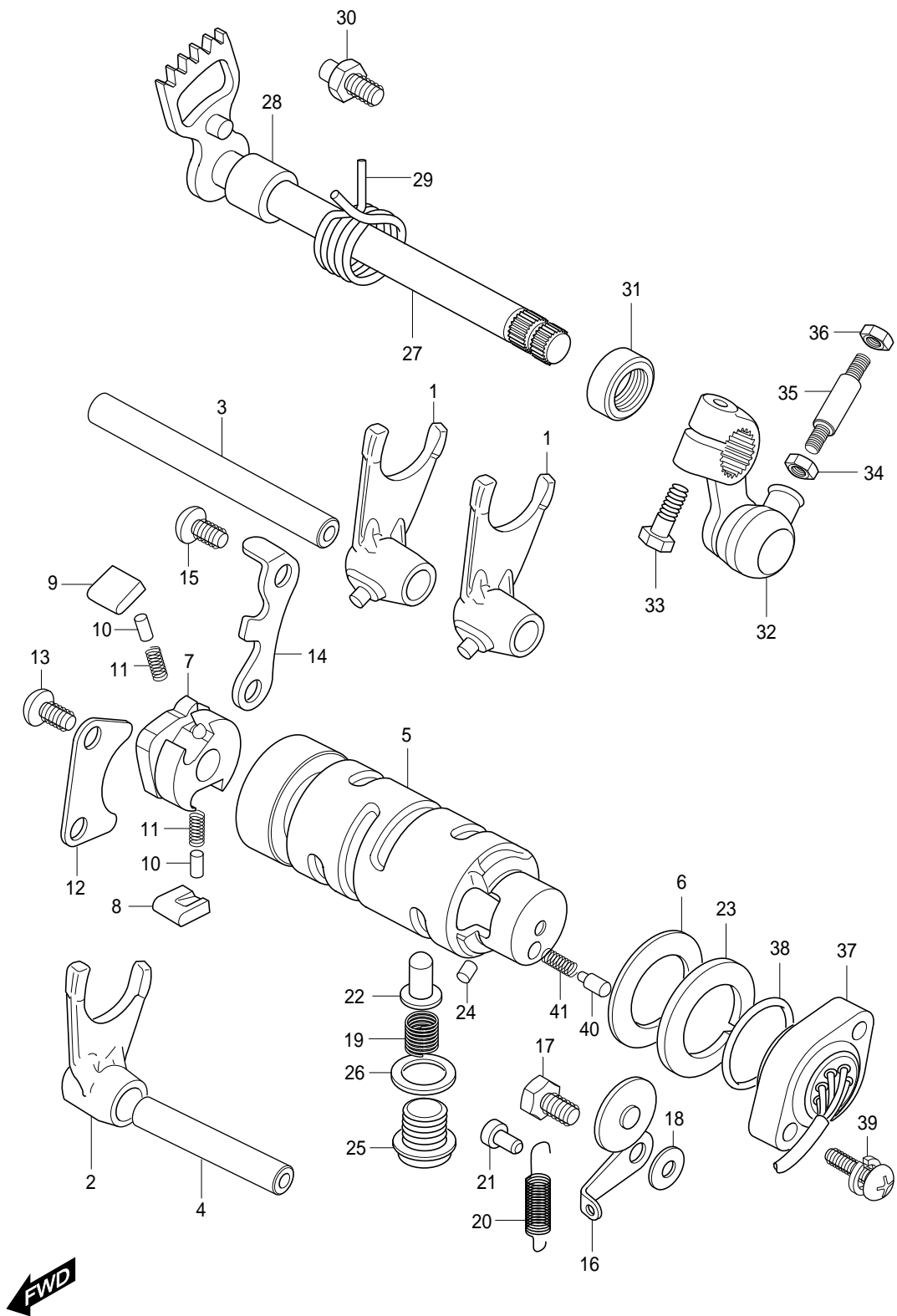


FIG 16. GEAR SHIFTING

REF.	PARTS NAME		Q`TY	REMARKS
NO.	SEU01/SS01	SF01/SG01		
1	25211-05200	25211-05200	FORK, gear shift NO.1	2
2	25231-05201	25231-05201	FORK, gear shift NO.2	1
3	25411-05201	25411-05201	SHAFT, gear shift fork NO.1	1
4	25421-35403	25421-35403	SHAFT, gear shift fork NO.2	1
5	25310HG5120	25310HG5120	CAM COMP, gear shift	1
6	08211-25401	08211-25401	WASHER, gear shift cam	1
7	25322-31301	25322-31301	GEAR, gear shift cam driven	1
8	25323-34201	25323-34201	PAWL, gear shift NO.1	1
9	25324-34201	25324-34201	PAWL, gear shift NO.2	1
10	09261-05003	09261-05003	PIN, gear shift pawl click	2
11	09440-04003	09440-04003	SPRING, gear shift pawl return	2
12	25331-30000	25331-30000	LIFTER, gear shift cam	1
13	02122-06128	02122-06128	SCREW, gear shift pawl(M6*12)	2
14	25341HG5100	25341HG5100	GUIDE, gear shift cam	1
15	02122-06128	02122-06128	SCREW, gear shift pawl lifter(M*12)	2
16	25350HG5100	25350HG5100	STOPPER COMP, gear shift cam	1
17	09111-06019	09111-06019	BOLT, gear shift cam stopper	1
18	08211-06141	08211-06141	WASHER, gear shift cam stopper	1
19	09440H11020	09440H11020	SPRING, gear shift cam stopper arm	1
20	09443H08044	09443H08044	SPRING, gear shift cam stopper arm	1
21	09223-04001	09223-04001	HOOK, gear shift shaft spring	1
22	25351-30010	25351-30010	STOPPER, gear shift cam neutral	1
23	25381-45400	25381-45400	PLATE, gear shift cam stopper	1
24	04221-04069	04221-04069	PIN, gear shift cam stopper plate	1
25	09247-14026	09247-14026	PLUG, gear shift cam stopper	1
26	09168H14003	09168H14003	WASHER, gear shift cam stopper plug	1
27	25510HG5101	25510HG5101	SHAFT COMP, gear shift	1
28	09180-12068	09180-12068	SPACER, gear shift shaft	1
29	09444-26013	09444-26013	SPRING, gear shift shaft return	1
30	25671-01000	25671-01000	SPOPPER, gear shift arm	1

FIG.16

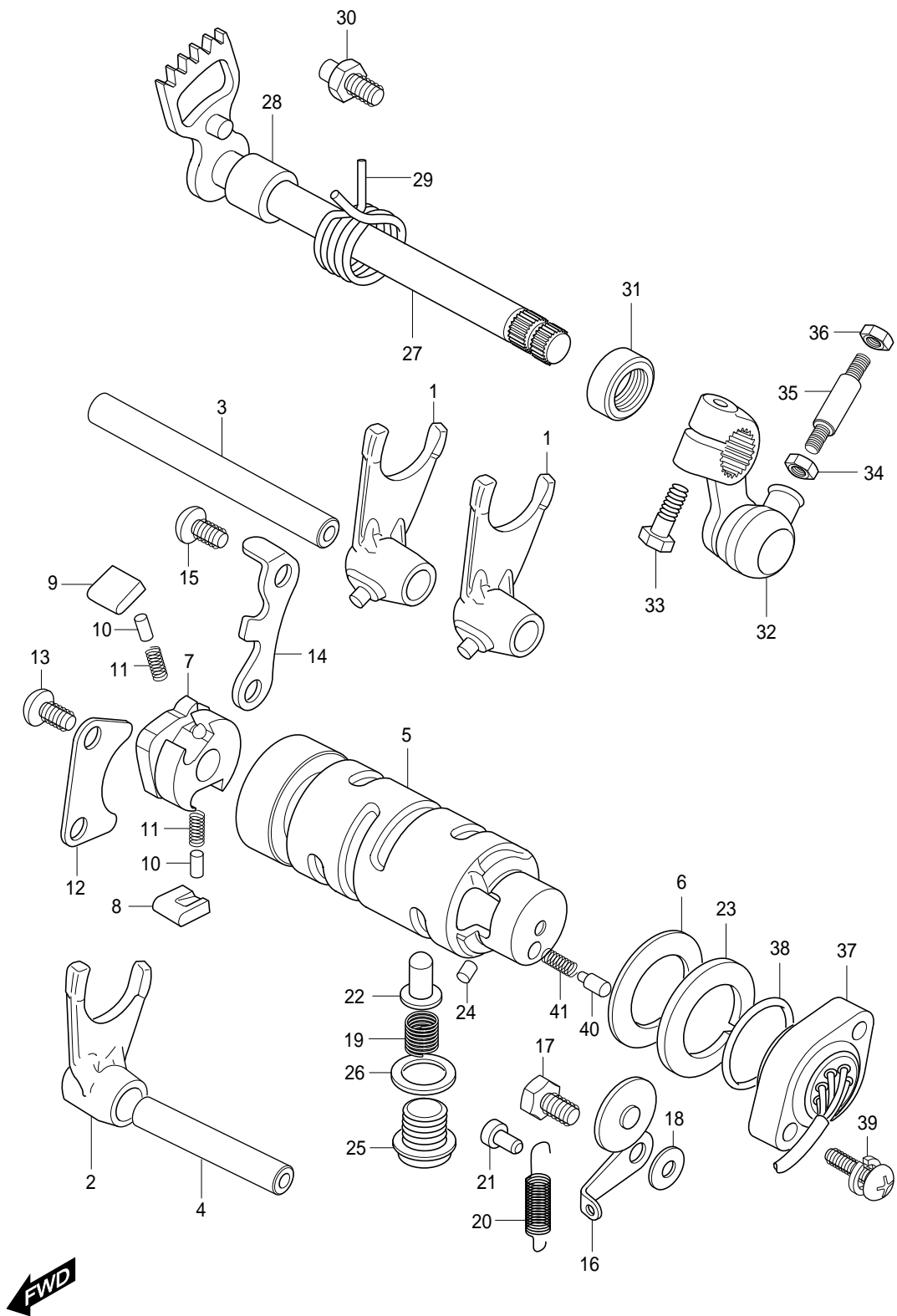


FIG 16. GEAR SHIFTING

REF.			PARTS NAME	Q`TY	REMARKS
NO.	SEU01/SS01	SF01/SG01			
31	09285-12002	09285-12002	OIL SEAL, gear shift shaft	1	
32	25520-32C00	25520-32C00	ARM COMP, gear shift link	1	
33	01107-06208	01107-06208	BOLT, gear shift link arm	1	
34	08310-11068	08310-11068	NUT, gear shift link rod R(m6)	1	
35	25525HG5102	25525HG5102	ROD, gear shift link	1	
36	09140-06011	09140-06011	NUT, gear shift link rod L	1	
37	37720HG5151	37720HG5151	SWITCH ASSY, gear shift	1	
38	09280-26003	09280-26003	O-RING, gear shift switch	1	
39	02112-95208	02112-95208	SCREW, gear shift switch(M5*20)	2	
40	09209-05011	09209-05011	CONTACT, gear shift switch	1	
41	09440-04010	09440-04010	SPRING, gear shift switch contact	1	

FIG.17

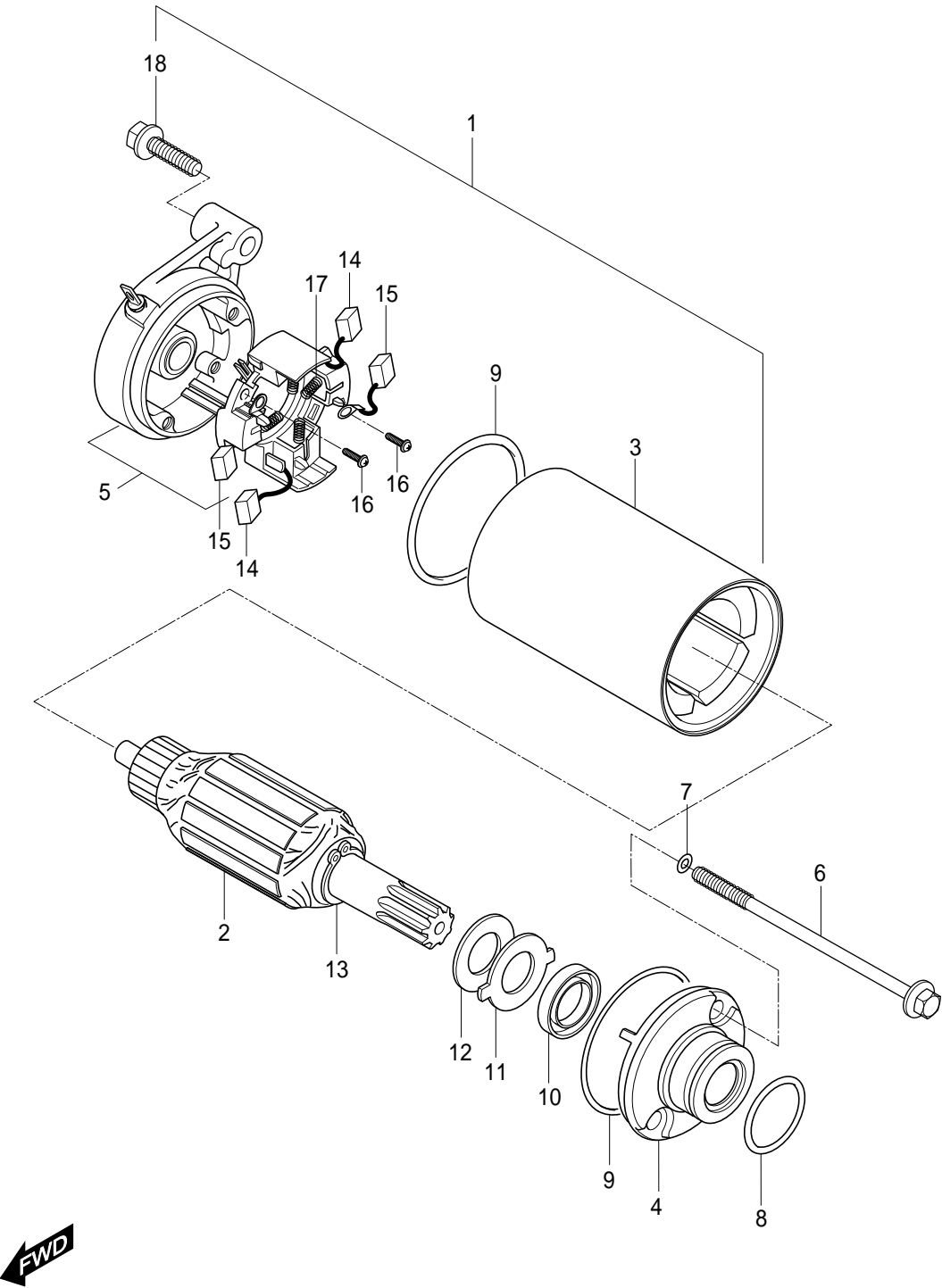


FIG 17. STARTING MOTOR

REF.			PARTS NAME	Q`TY	REMARKS
NO.	SEU01/SS01	SF01/SG01			
1	31100HG5100	31100HG5100	MOTOR ASSY, starting	1	
2	31310-11A10	31310-11A10	ARMATURE ASS'Y, starting	1	
3	31110HD6300	31110HD6300	YOKE ASSY, starter	1	
4	31150-42A01	31150-42A01	HOUSING ASSY, starter	1	
5	31175HG5100	31175HG5100	FRAME ASS'Y, commutator	1	NOT SALE
6	31281-32C10	31281-32C10	BOLT, through	2	
7	31156-38300	31156-38300	O-RING	2	
8	09280-24001	09280-24001	O-RING	1	
9	31264-35C10	31264-35C10	O-RING	2	
10	31153-49210	31153-49210	SEAL, oil	1	
11	31361-32C00	31361-32C00	PLATE, lock	1	
12	31361-38300	31361-38300	WASHER, plater lock	1	
13	31361-10200	31361-10200	RING, shaft snap	1	
14	31132-32C10	31132-32C10	BRUSH SUB-ASSY, starter	2	
15	31131-32C20	31131-32C20	BRUSH, starter	2	
16	31114-32C10	31114-32C10	SCREW	2	
17	31135-32C10	31135-32C10	SPRING, compression coil	4	
18	01547-06308	01547-06308	BOLT, starting motor(M6*30)	2	

FIG 18

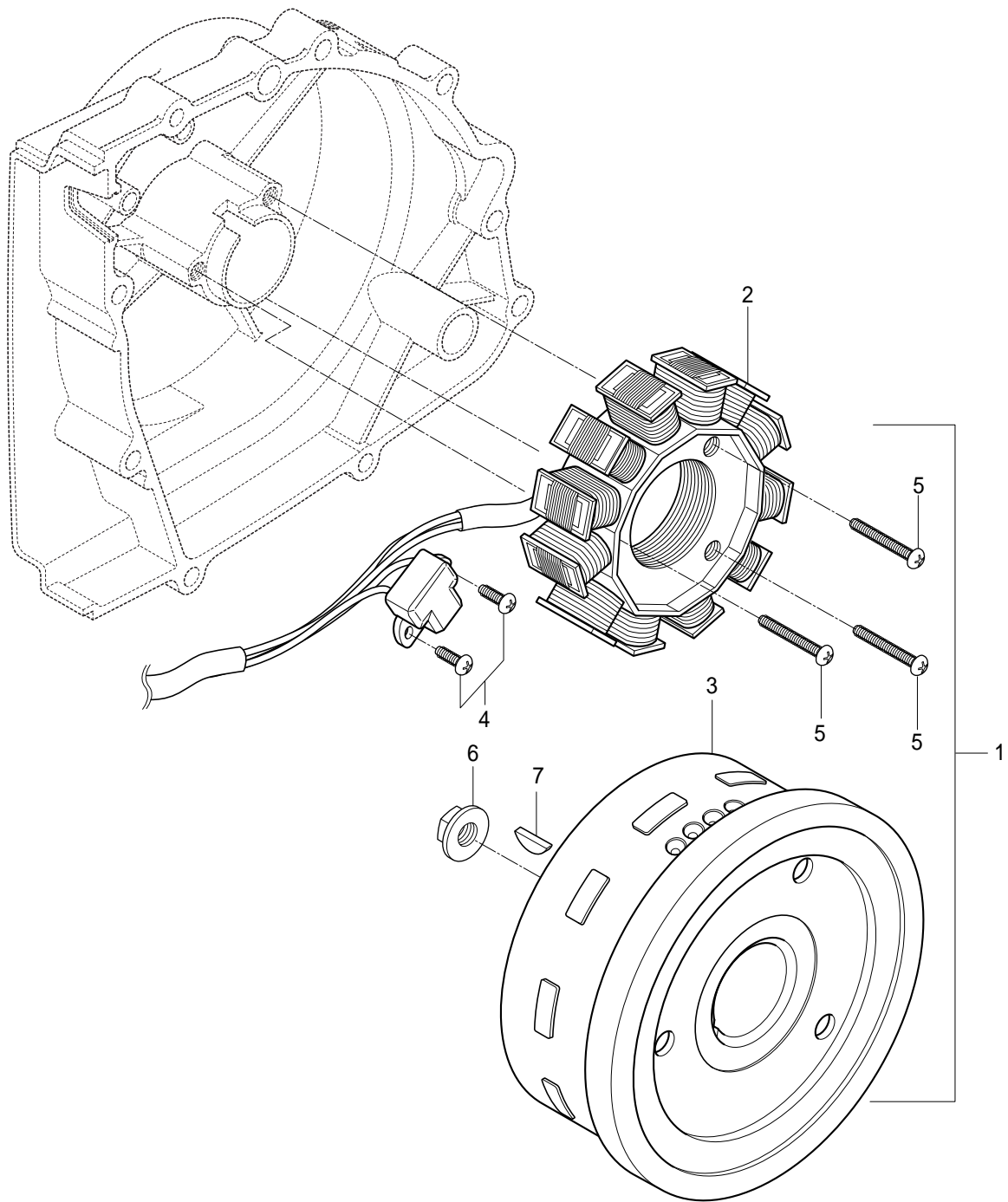


FIG 18. MAGNETO ASS'Y

REF.			PARTS NAME	Q`TY	REMARKS
NO.	SEU01/SS01	SF01/SG01			
1	32100HG5100	32100HG5100	MAGNETO ASS'Y	1	
2	32101HG5100	32101HG5100	STATOR ASS'Y	1	
3	32102HG5100	32102HG5100	ROTOR, fly wheel	1	
4	02112-05128	02112-05128	SCREW, pick-up coil(M5*12)	2	
5	02112-05258	02112-05258	SCREW, magneto stator(M5*25)	3	
6	08316-26108	08316-26108	NUT, magneto fly wheel(M10)	1	
7	08341-31039	08341-31039	KEY, magneto	1	

FIG 19

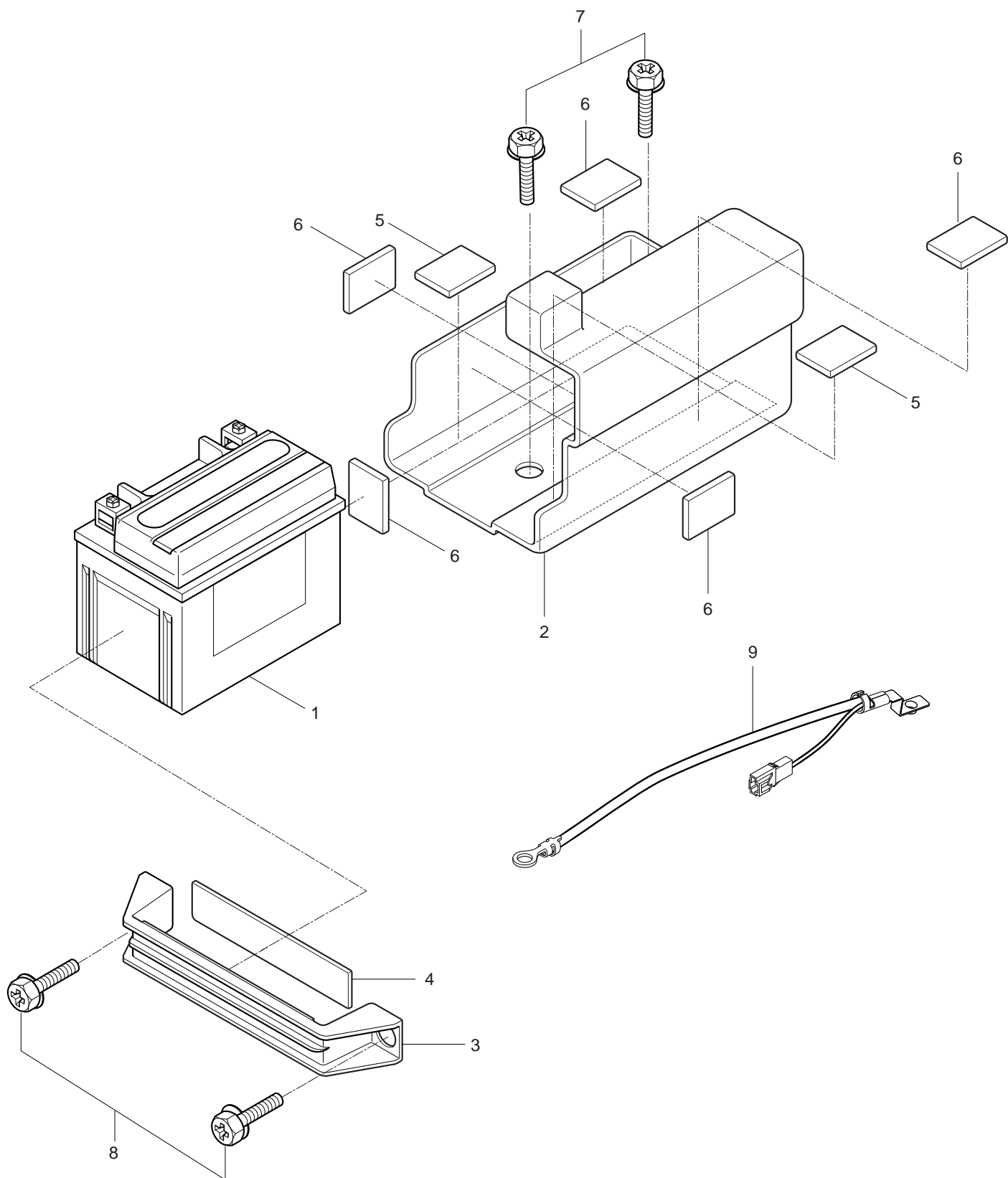


FIG 19. BATTERY

REF.			PARTS NAME	Q`TY	REMARKS
NO.	SEU01/SS01	SF01/SG01			
1	33610HG5100	33610HG5100	BATTERY ASS'Y	1	
2	41541HG5104	41541HG5104	HOLDER, battery	1	
3	41542HG5102	41542HG5102	BAND, battery holder	1	
4	33652-29100	33652-29100	CUSHION, battery holder band	1	
5	46416HE6100	46416HE6100	CUSHION, battery holder No.1	2	
6	33652-01A10	33652-01A10	CUSHION, battery holder No.2	3	
7	02142-06166	02142-06166	BOLT, battery holder(M6*16)	2	
8	09128-06039	09128-06039	BOLT, battery holder band(M6*16)	2	
9	33860HL8200	33860HL8200	LEAD WIRE, battery minus	1	

FIG.20

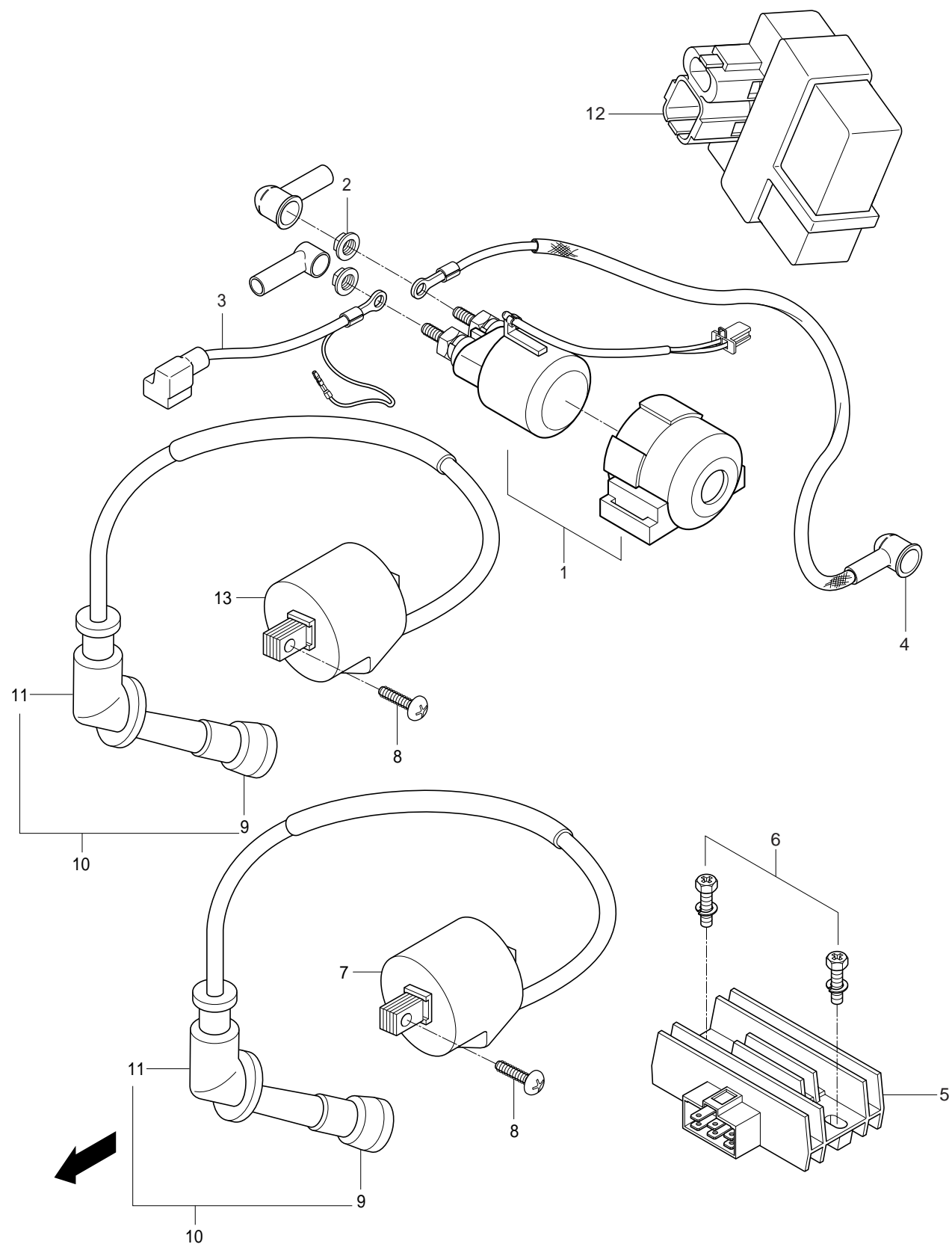


FIG 20. ELECTRICAL

REF.			PARTS NAME	Q`TY	REMARKS
NO.	SEU01/SS01	SF01/SG01			
1	31800HG5100	31800HG5100	RELAY ASSY, startihg motor	1	
2	08316-26066	08316-26066	NUT, startihg motor relay teminal(M6)	2	
3	33840HL8200	33840HL8200	LEAD WIRE, battery plus	1	
4	33850H93B01	33850H93B01	LEAD WIRE, starter motor	1	
5	32800H01413	32800H01413	RECTIFIER regulator ass'y	1	
6	09128-06035	09128-06035	BOLT, rectifier	2	
7	33410HG5100	33410HG5100	COIL ASS'Y, ignition front	1	
8	09128H06052	09128H06052	BOLT, ignition coil	4	
9	33541-24D00	33541-24D00	SEAL, spark plug	2	
10	33510-05C01	33510-05C01	CAP, spark plug	2	
11	33542-24D00	33542-24D00	SEAL, high tention cord	2	
12	32900HG5155	32900HG5155	C.D.I UNIT	1	
13	33430HG5100	33430HG5100	COIL ASS'Y, ignition rear	1	

FIG.21

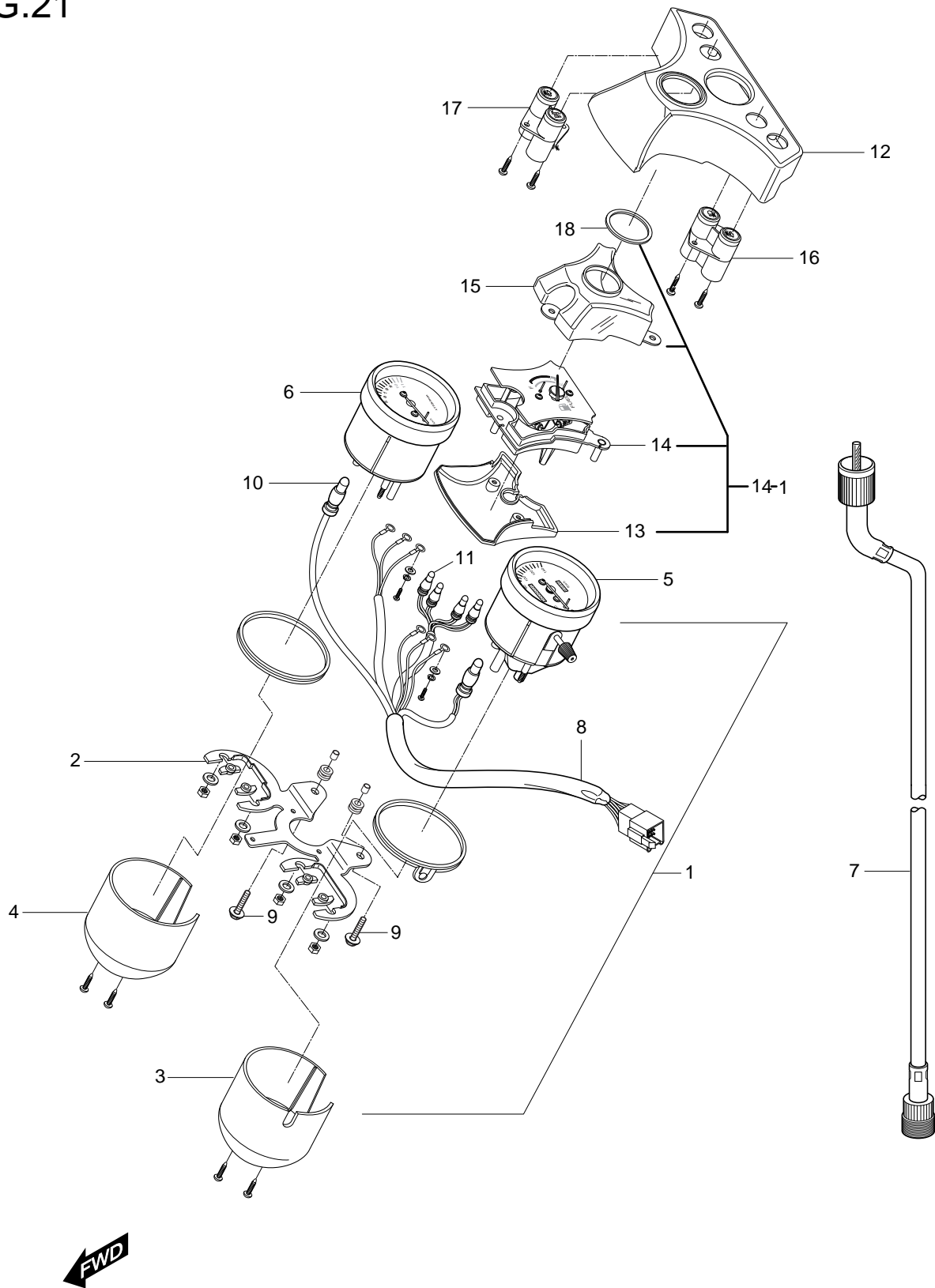


FIG 21. SPEEDOMETER ASS'Y

REF.			PARTS NAME	Q'TY	REMARKS
NO.	SEU01/SS01	SF01/SG01			
1	34100HG5150	34100HG5150	SPEEDOMETER ASS'Y	1	
2	34950HG5100	34950HG5100	BRACKET	1	
3	34105H93B00	34105H93B00	LOWER CASE, speedometer	1	
4	34106H93B00	34106H93B00	LOWER CASE, tachometer	1	
5	34110HG5100	34110HG5100	SPEEDOMETER	1	
6	34120HG5100	34120HG5100	TACHOMETER	1	
7	34910HG5103	34910HG5103	CABLE ASS'Y, speedometer	1	
8	34117HG5100	34117HG5100	WIRING ASS'Y, speedometer	1	
9	09116-06010	09116-06010	BOLT, speedometer bracket	2	
10	09471-12077	09471-12077	BULB(12V 1.7W)T10	2	
11	09471-12072	09471-12072	BULB(12V 1.7W) T6.5	4	
12	39110HG5100	39110HG5100	INDICATOR LAMP, upper	1	
13	39120HG5100	39120HG5100	INDICATOR LAMP, lower	1	NOT SALE
14	34136HG5100	34136HG5100	COVER, fuel meter	1	NOT SALE
14-1	34130HG5100	34130HG5100	FUEL METER ASS'Y	1	
15	34135HG5100	34135HG5100	LENS, fuel meter	1	NOT SALE
16	34320HG5100	34320HG5100	LAMP, housing LH	1	
17	34310HG5100	34310HG5100	LAMP, housing RH	1	
18	34350HG5100	34350HG5100	PACKING, fuel meter	1	NOT SALE

FIG.22

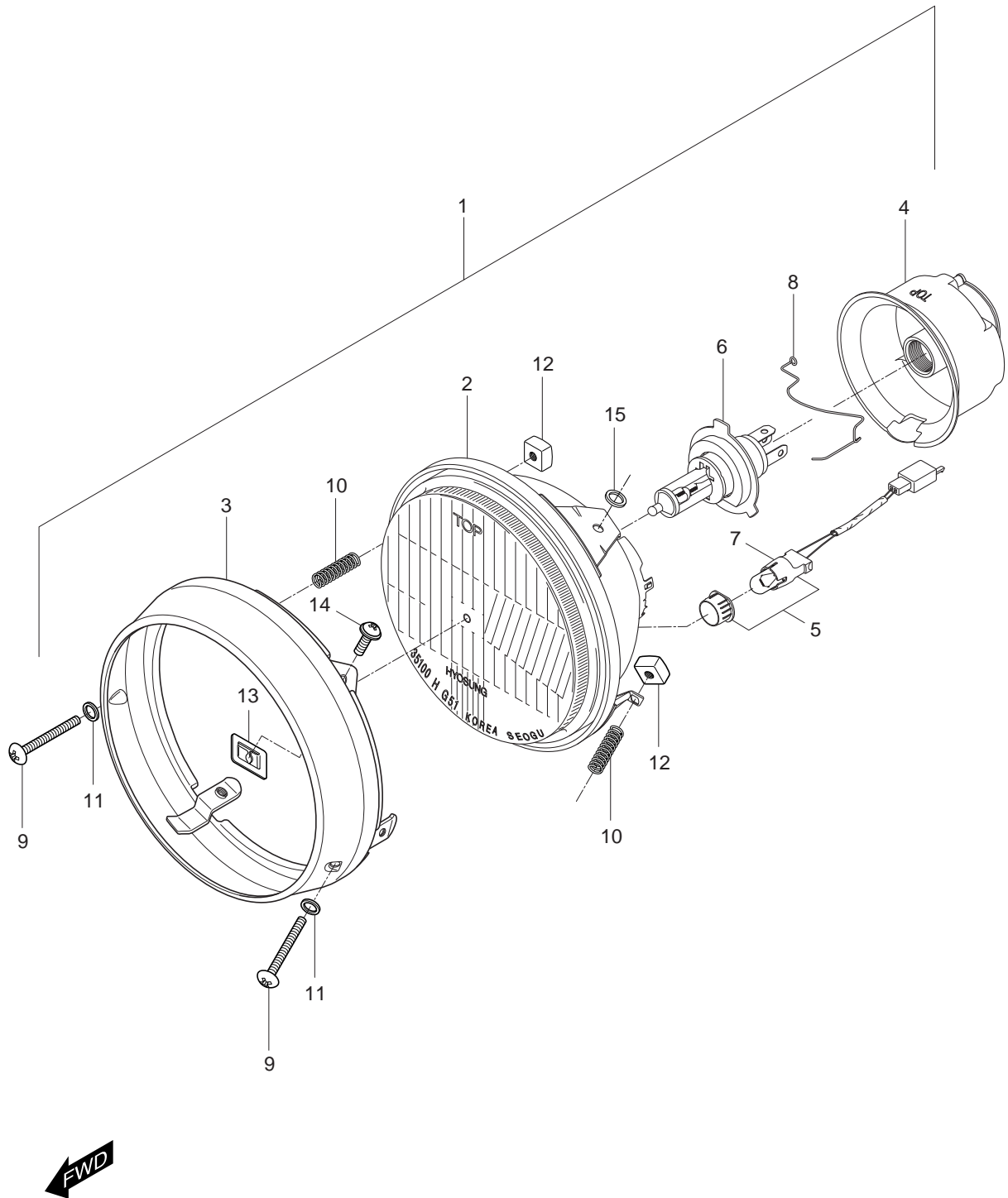


FIG 22. HEAD LAMP

REF.			PARTS NAME	Q`TY	REMARKS
NO.	SEU01/SS01	SF01/SG01			
1	35100HM8152	35100HM8152	HEAD LAMP ASS'Y	1	
2	35100HM8150	35100HM8150	REFLECTOR+LENS, headlamp	1	
3	35111HG5100	35111HG5100	RIM, headlamp	1	
4	35173H93B00	35173H93B00	DUST COVER	1	
5	35160HE8320	35160HE8320	CORD COMP, front position lamp	1	
6	09471H12103	09471H12103	BULB, head lamp(12V 60/55W)	1	
7	09471-12110	09471-12110	BULB, front position lamp(12V W5W)	1	
8	35175H93B00	35175H93B00	SPRING, bulb socket	1	
9	35151HG5800	35151HG5800	SCREW, aiming	2	
10	35154-48510	35154-48510	SPRING, aiming	2	
11	35128H93B00	35128H93B00	WASHER, aiming	2	
12	35152-48510	35152-48510	AIMMING, aiming	2	
13	35135-12610	35135-12610	SPACER, aiming nut	1	
14	02112-05088	02112-05088	SCREW, aiming(M5*8)	2	
15	35136HG5800	35136HG5800	WASHER, aiming	2	

FIG.23

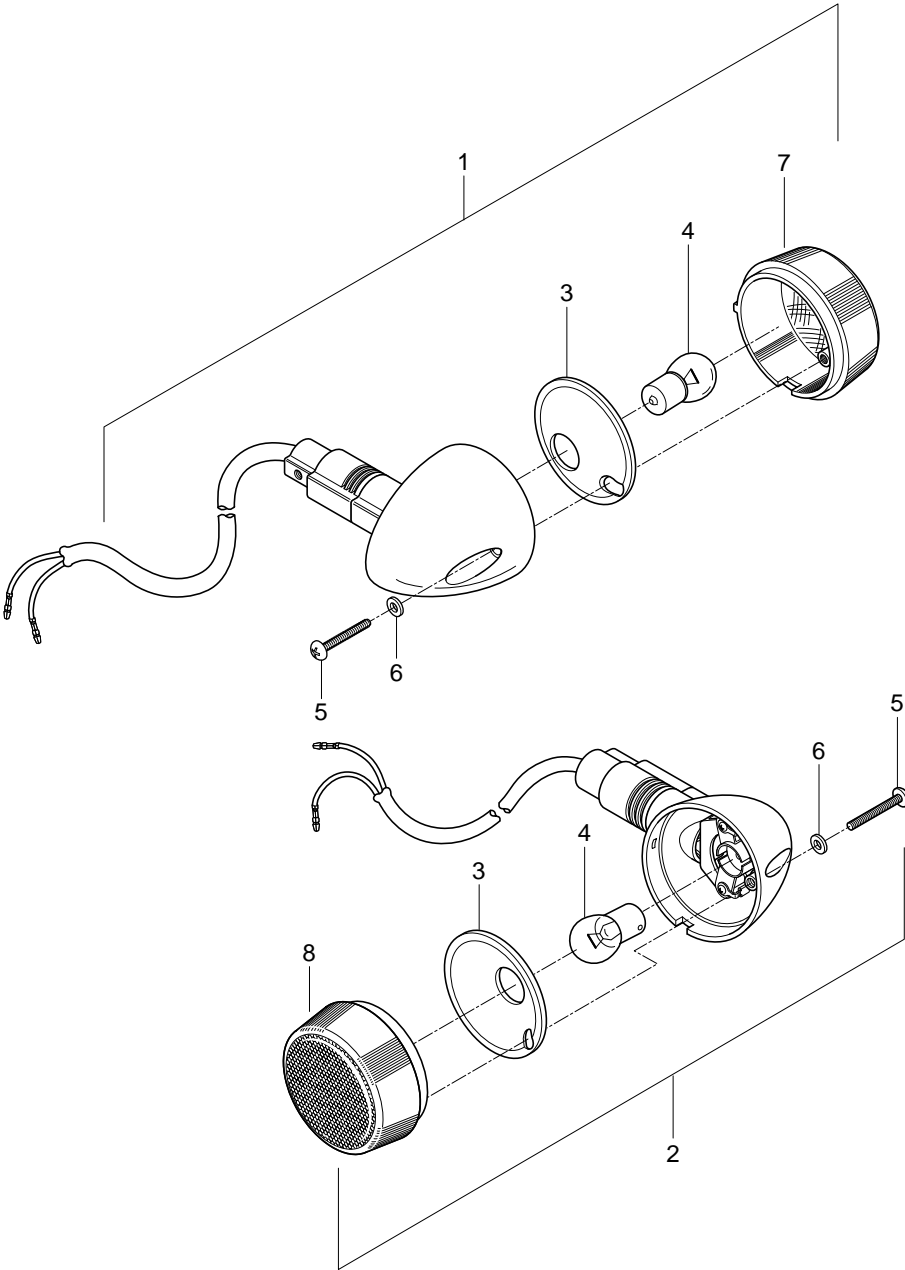


FIG 23. FRONT TURN SIGNAL LAMP

REF.			PARTS NAME	Q`TY	REMARKS
NO.	SEU01/SS01	SF01/SG01			
1	35601HS8400	35601HS8400	LAMP, front turnsignal R	1	
2	35602HS8400	35602HS8400	LAMP, front turn signal L	1	
3	35614HJ8250	35614HJ8250	.REFLECTOR	2	
4	09471H12112	09471H12112	.BULB(12V, R10W)	2	
5	02142-05128	02142-05128	SCREW,turnsignal lamp (M5×12)	2	
6	35609H93B00	35609H93B00	.VINYL WASHER	2	
7	35612HP9500	35612HP9500	.LENS, front turnsignal R	1	
8	35632HP9500	35632HP9500	.LENS, front turn signal L	1	

FIG.24

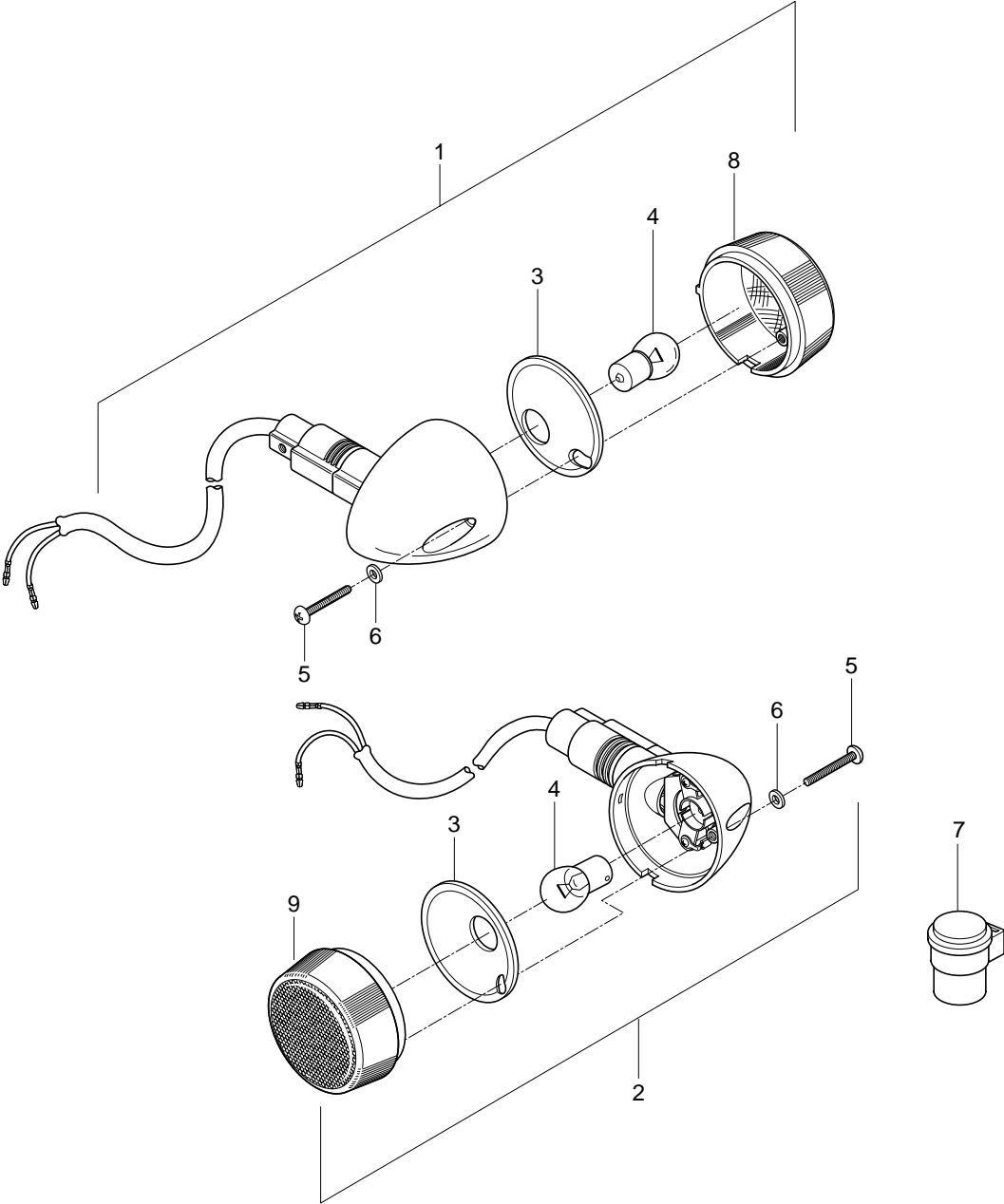


FIG 24. REAR TURN SIGNAL LAMP

REF.			PARTS NAME	Q`TY	REMARKS
NO.	SEU01/SS01	SF01/SG01			
1	35603HS8400	35603HS8400	LAMP, rear turnsignal R	1	
2	35604HS8400	35604HS8400	LAMP, rear turnsignal L	1	
3	35614HJ8200	35614HJ8200	.REFLECTOR	2	
4	09471H12112	09471H12112	.BULB(12V, R10W)	2	
5	02142-05128	02142-05128	SCREW,turnsignal lamp (M5×12)	2	
6	35609H93B00	35609H93B00	.VINYL WASHER	2	
7	38610H09411	38610H09411	RELAY ASSY, turnsignal	1	
8	35652HP9500	35652HP9500	.LENS, rear turnsignal R	1	
9	35672HP9500	35672HP9500	.LENS, rear turnsignal L	1	

FIG.25

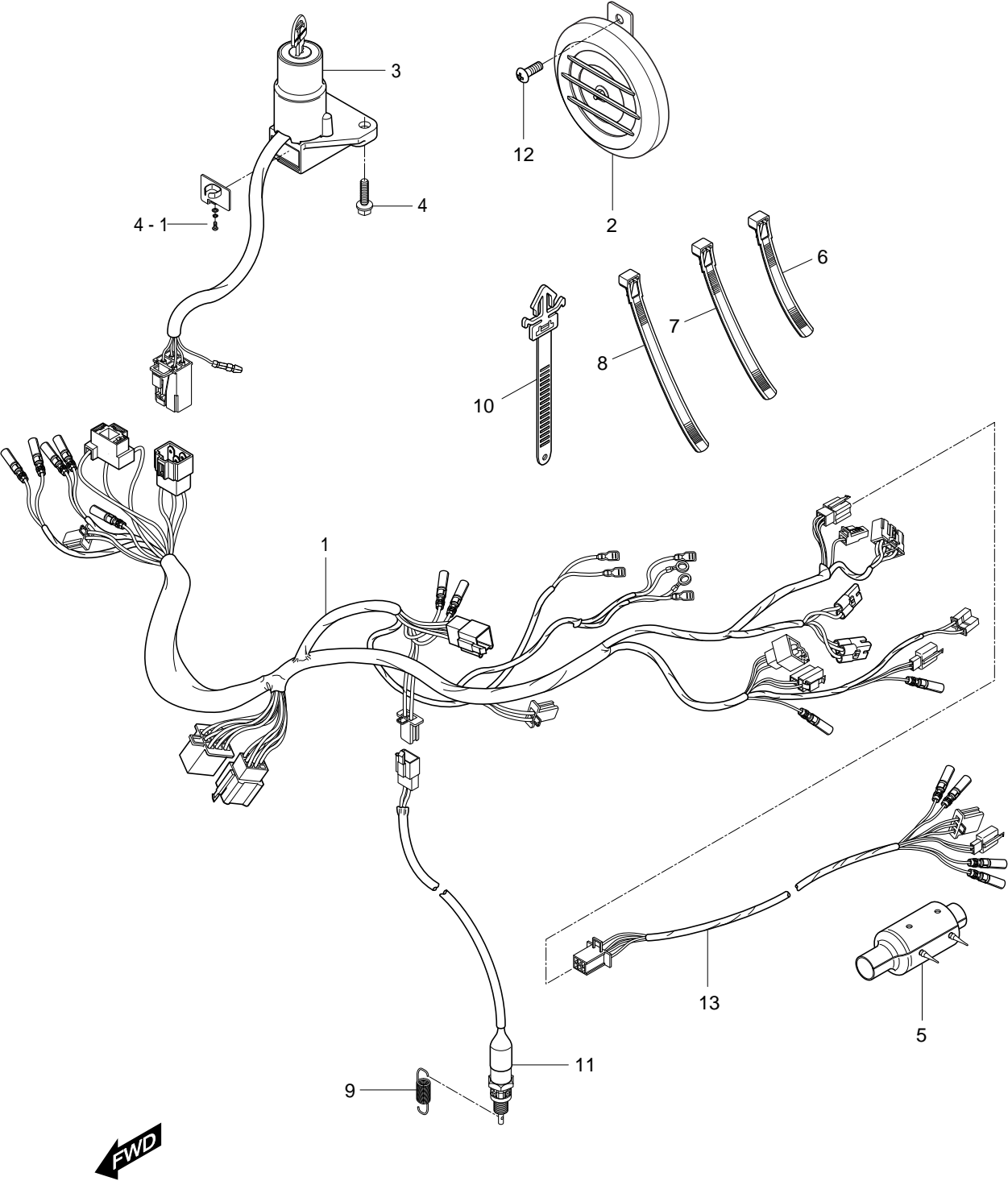


FIG 25. WIRING HARNESS

REF.			PARTS NAME	Q`TY	REMARKS
NO.	SEU01/SS01	SF01/SG01			
1	36610HG5152	36610HG5152	HARNESS WIRING	1	
2	38500HM8101	38500HM8101	HORN ASS'Y	1	
3	37000HG5130	37000HG5130	LOCK ASSY, steering	1	
4	01517-06166	01517-06166	BOLT, steering lock(M6*16)	1	
4-1	09139H06016	09139H06016	SCREW, steering lock	1	
5	36618-30610	36618-30610	TUBE, magneto lead wire	1	
6	09407-20406	09407-20406	CLAMP, wiring harness	5	
7	09407-11401	09407-11401	CLAMP, wiring harness	2	
8	09407-22402	09407-22402	CLAMP, wiring harness	6	
9	09443-06006	09443-06006	SPRING	1	
10	09407-14408	09407-14408	CLAMP, wiring harness	2	
11	37740H93B00	37740H93B00	SWITCH ASS'Y, brake lamp	1	
12	02112-36128	02112-36128	SCREW, horn(M6*12)	1	
13	36670HJ8201	36670HJ8201	LEAD WIRE, rear combi	1	

FIG.26

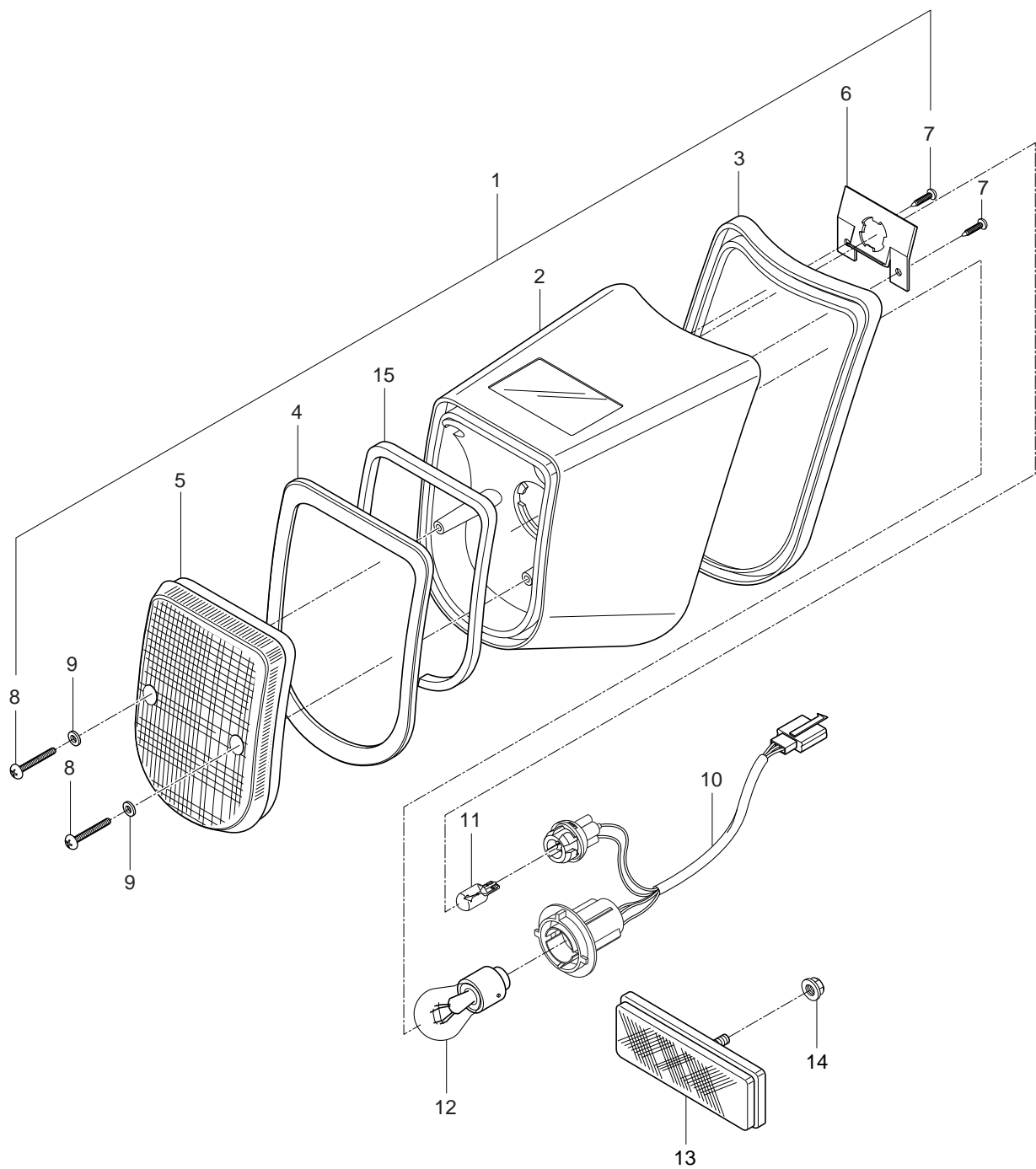


FIG 26. REAR COMBINATION

REF.			PARTS NAME	Q`TY	REMARKS
NO.	SEU01/SS01	SF01/SG01			
1	35710HJ8251	35710HJ8251	LAMP ASS'Y, rear combi	1	
2	35720HJ8200	35720HJ8200	.REFLECTOR,housing	1	
3	35718HJ8200	35718HJ8200	.RUBBER,housing	1	
4	35716HJ8200	35716HJ8200	.BRACKET,reflector	1	
5	35712HJ8250	35712HJ8250	.LENS, tail & stop	1	
6	35927HJ8200	35927HJ8200	.BRACKET,license	1	
7	03211-04126	03211-04126	.SCREW, reflector(M4*12)	2	
8	03211-04206	03211-04206	.SCREW,lens(M4*20)	2	
9	35609H93B00	35609H93B00	.VINYL WASHER	2	
10	35760HJ8200	35760HJ8200	.SOCKET ASS'Y	1	
11	09471-12110	09471-12110	.BULB, license lamp (12V 5W)	1	
12	09471-12046	09471-12046	.BULB,tail & stop(12V 21/5W)	1	
13	35970-24063	35970-24063	REFLEX REFLECTOR ASS'Y, rear	1	
14	08316-26055	08316-26055	NUT, rear frflex reflector(M5)	1	
15	35722HJ8200	35722HJ8200	.SPONGE,tail & stop	1	

FIG 27

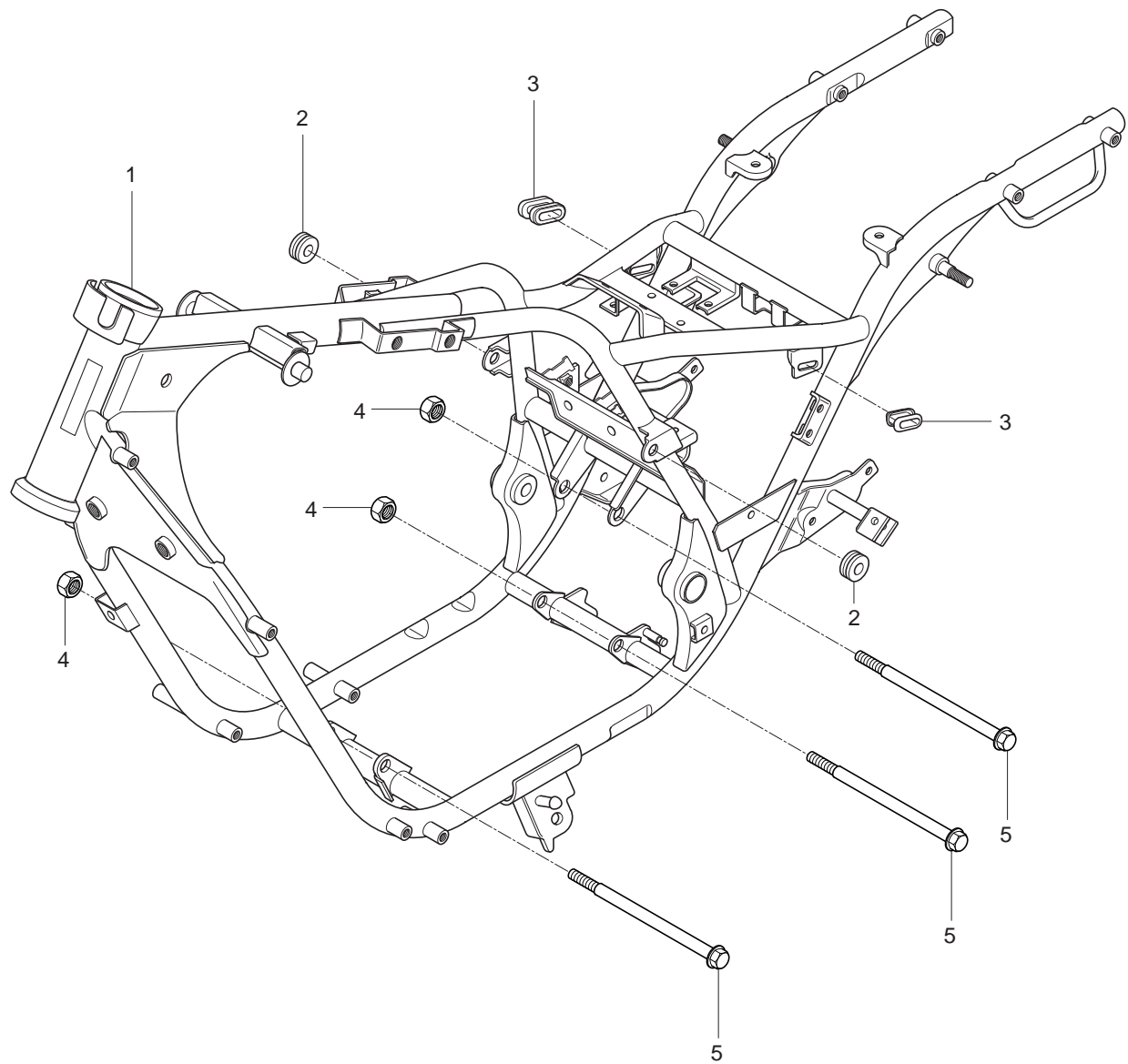


FIG 27. FRAME

REF.			PARTS NAME	Q`TY	REMARKS
NO.	SEU01/SS01	SF01/SG01			
1	41100HG5163PAM	41100HG5163PAM	FRAME COMP	1	
2	09320-08018	09320-08018	CUSHION, frame & side cover	2	
3	09320H06002	09320H06002	CUSHION, frame & side cover	2	
4	08319-31106	08319-31106	NUT, frame & engine(M10)	3	
5	09103H10022	09103H10022	BOLT, frame & engine(L=110)	3	

FIG.28

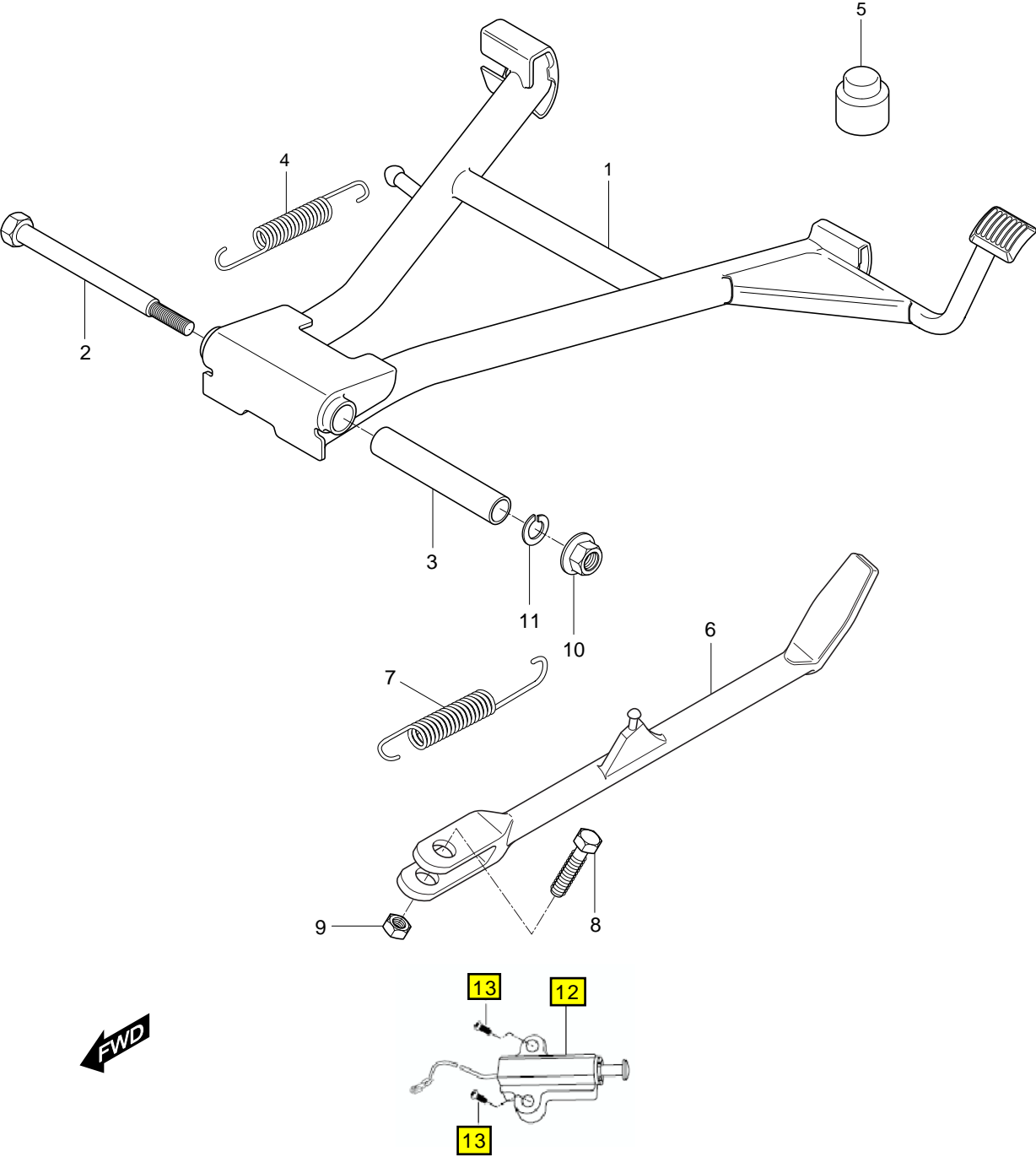


FIG 28. CENTER STAND

REF.			PARTS NAME	Q`TY	REMARKS
NO.	SEU01/SS01	SF01/SG01			
1	42100HG5102	42100HG5102	STAND COMP, center	1	
2	09103H10022	09103H10022	BOLT, center stand(L=110)	1	
3	42191-35C00	42191-35C00	SPACER, center stand	1	
4	09443-15047	09443-15047	SPRING, center stand	1	
5	09321-10001	09321-10001	CUSHION, muffler & center stand	1	
6	42310HJ8250PLA	42310HJ8250PLA	STAND COMP, prop	1	
7	09443-06001	09443-06001	SPRING, prop stand inner	1	
8	09100-10031	09100-10031	BOLT, prop stand(M10*30)	1	
9	08313-11107	08313-11107	NUT, prop stand(M10)	1	
10	08316-26106	08316-26106	NUT, center stand(M10)	1	
11	08321-31108	08321-31108	LOCK WASHER, center stand	1	

FIG.29

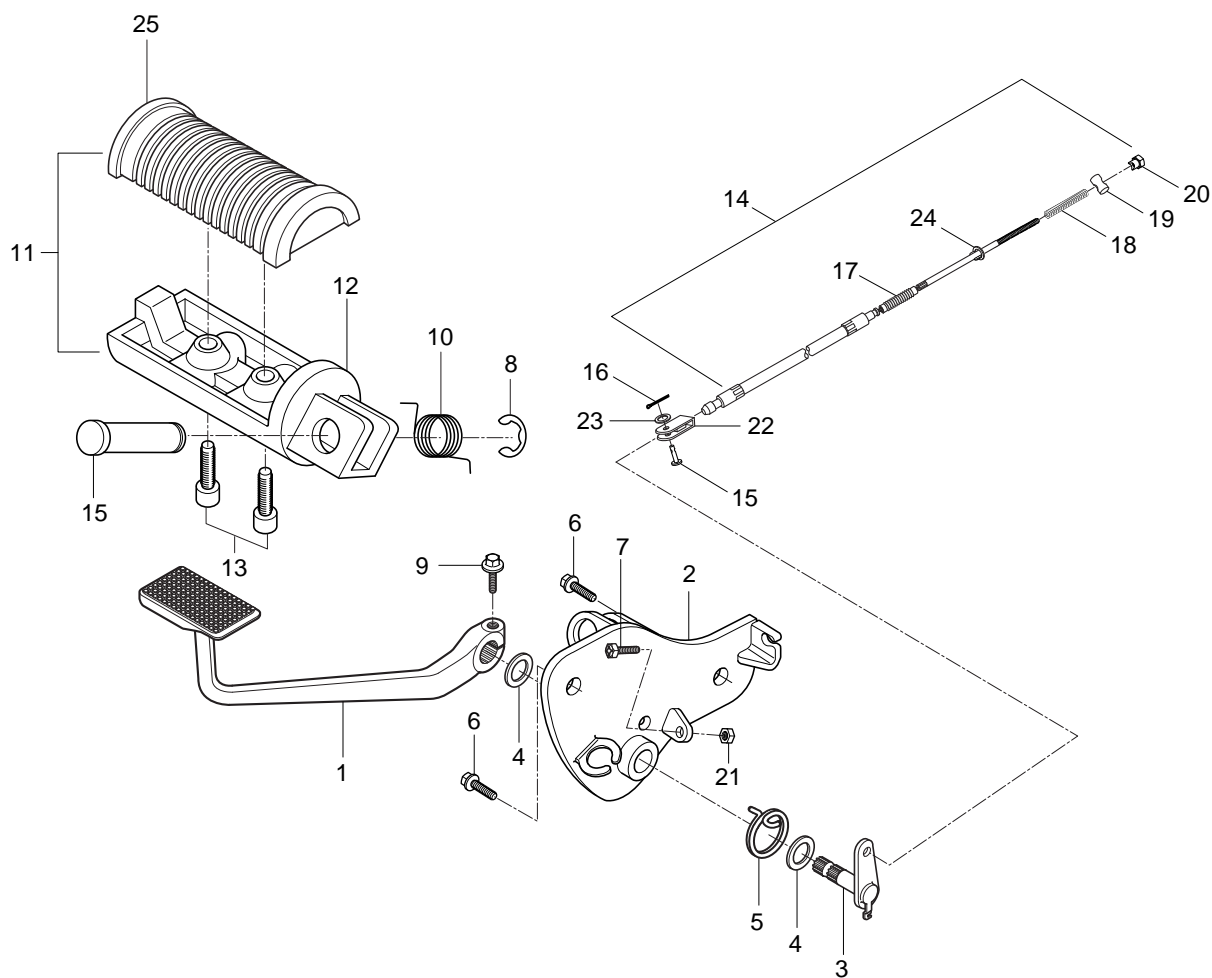
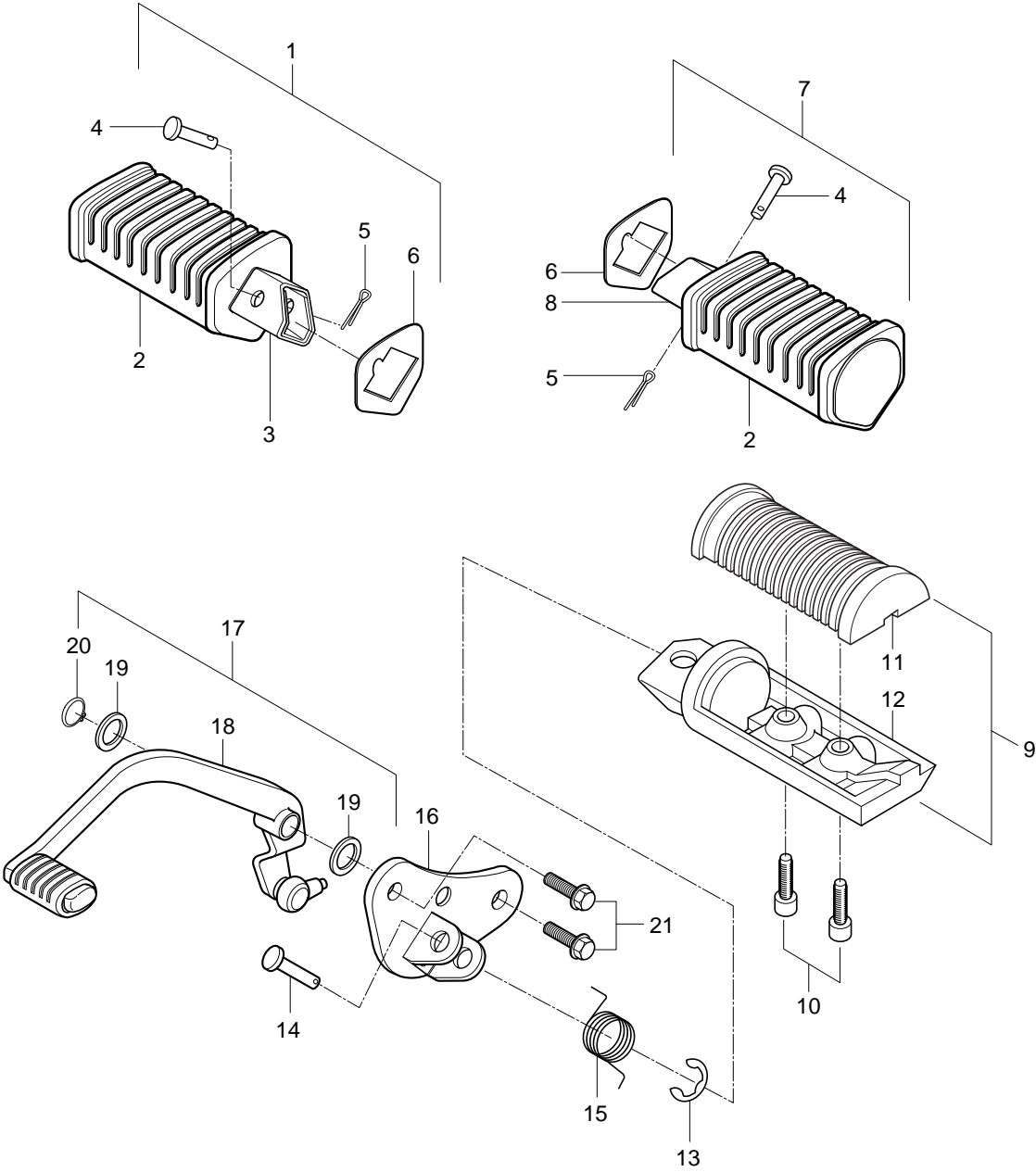


FIG 29. REAR BRAKE

REF.			PARTS NAME	Q'TY	REMARKS
NO.	SEU01/SS01	SF01/SG01			
1	43110HD6301PLA	43110HD6301PLA	PEDAL COMP, brake	1	
2	43510HG5102PLA	43510HG5102PLA	BRACKET COMP, front footrest R	1	
3	43120H93B00	43120H93B00	ARM COMP, brake rod	1	
4	43212-04A00	43212-04A00	WASHER, brake pedal	1	
5	43213-29B00	43213-29B00	SPRING, brake pedal	1	
6	01527-10258	01527-10258	BOLT, front footrest bracket(M10*25)	2	
7	09128-06005	09128-06005	BOLT, brake adjuster(M6*16)	1	
8	08332-11106	08332-11106	E-RING, front footrest	1	
9	01517-06206	01517-06206	BOLT, brake pedal(M6*20)	1	
10	09448H16001	09448H16001	SPRING, front footrest bar	1	
11	43501H93B11	43501H93B11	FOOTREST ASS'Y, front R	1	
12	43571H93B11	43571H93B11	BAR, front footrest R	1	
13	09106-06030	09106-06030	BOLT, front footrest bar(M6*12)	2	
14	58500HG5102	58500HG5102	CABEL ASS'Y, rear brake	1	
15	09200-06013	09200-06013	PIN, rear brake cable	1	
16	04111-20208	04111-20208	COTTER PIN, rear brake cable	1	
17	58515H93B00	58515H93B00	DUST SEAL-2, rear brake cable	1	NOT SALE
18	09440-09004	09440-09004	SPRING, rear brake adjuster	1	
19	09209H11006	09209H11006	PIN, rear braker cable rod leve	1	
20	09150-06001	09150-06001	NUT, rear brake cable adjuster	1	
21	08310-11066	08310-11066	NUT, brake pedal adjuster	1	
22	43533-35C00	43533-35C00	HOLDER, rear brake cable	1	NOT SALE
23	08322-21068	08322-21068	WASHER,rear brake cable holder	1	
24	08322-21068	08322-21068	WASHER,rear brake cable	1	
25	43550H93B00	43550H93B00	RUBBER COMP, front footrest	1	

FIG.30



FWD

FIG 30. FOOTREST

REF.			PARTS NAME	Q'TY	REMARKS
NO.	SEU01/SS01	SF01/SG01			
1	43600H93B00	43600H93B00	FOOTREST ASSY, pillion R	1	
2	43612-05351	43612-05351	RUBBER, pillion footrest	2	
3	43610-05350	43610-05350	BAR COMP, pillion footrest R	1	
4	09200-06010	09200-06010	PIN, pillion footrest	2	
5	04111-20206	04111-20206	COTTER PIN, pillion footrest	2	
6	43631-05350	43631-05350	WASHER, pillion footrest rubber	2	
7	43700H93B00	43700H93B00	FOOTREST ASSY, pillion L	1	
8	43620-05350	43620-05350	BAR COMP, pillion footrest L	1	
9	43502H93B11	43502H93B11	FOOTREST ASSY, front L	1	
10	09106-06030	09106-06030	BOLT, front footrest bar(M6×12)	2	
11	43550H93B00	43550H93B00	RUBBER COMP, front footrest	1	
12	43581H93B11	43581H93B11	BAR, front footrest L	1	
13	08332-11106	08332-11106	E-RING, front footrest	1	
14	09200H12001	09200H12001	PIN, front footrest bar	2	
15	09448H16001	09448H16001	SPRING, front footrest bar	1	
16	43560HG5101PLA	43560HG5101PLA	BRACKEET, front footrest L	1	
17	25609HG5101	25609HG5101	LEVER ASSY, gear shift	1	
18	25610HG5101	25610HG5101	LEVER COMP, gear shift	1	
19	09160-12011	09160-12011	WASHER, gear shift lever	2	
20	08331-31128	08331-31128	CIRCLIP, gear shift lever	1	
21	01527-10258	01527-10258	BOLT, front footrest bracket(M10*25)	2	

FIG.31

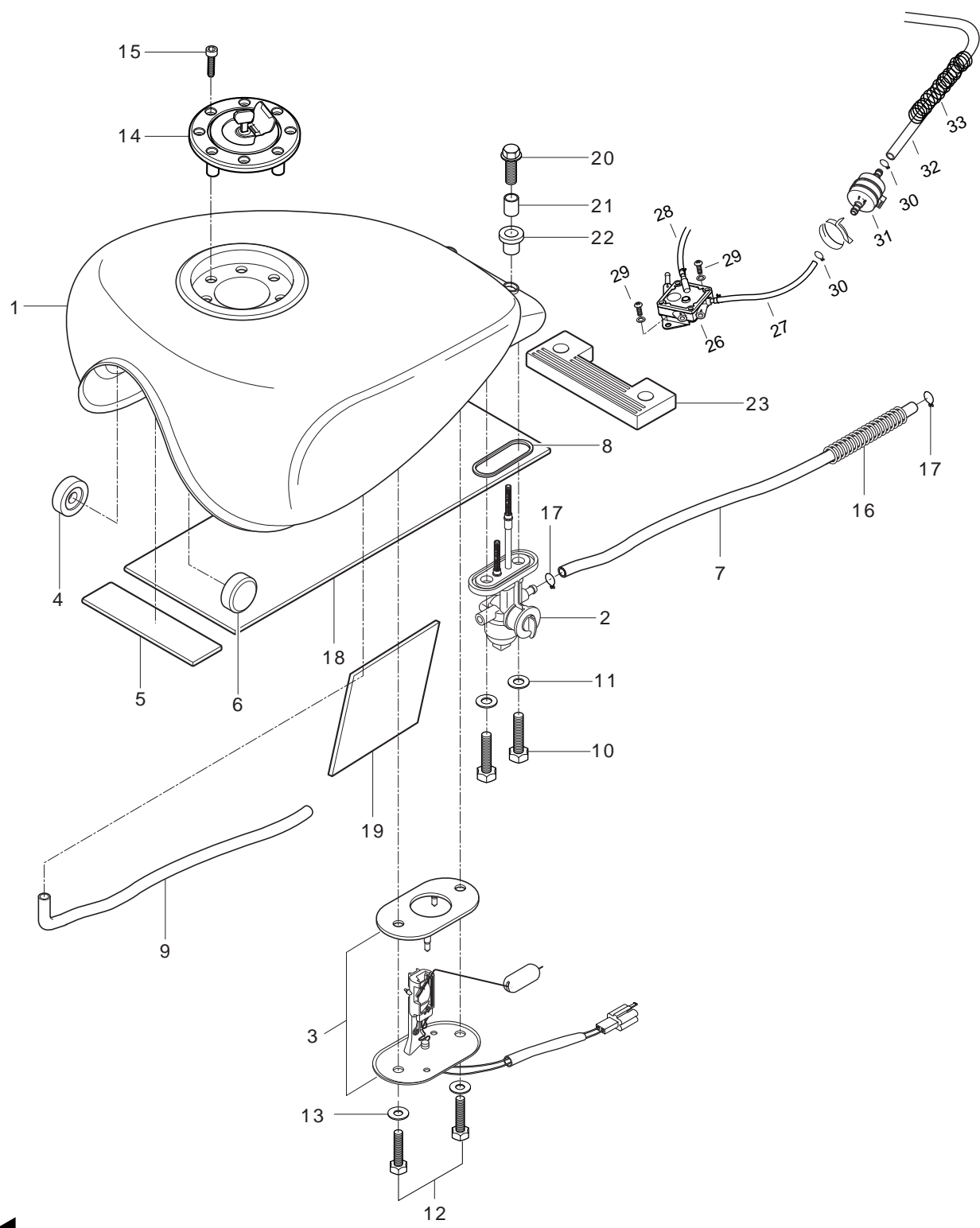


FIG 31. FUEL TANK

REF.			PARTS NAME	Q`TY	REMARKS
NO.	SEU01/SS01	SF01/SG01			
1	44110HG5103CMS	44110HG5103CMS	TANK COMP, fuel (BLACK+SILVER)	1	
1	44110HG5103C0N	44110HG5103C0N	TANK COMP, fuel (BLACK+ORANGE)	1	
1	44110HG5103CSD	44110HG5103CSD	TANK COMP, fuel (SILVER+BLUE)	1	
1		44110HG5103CPM	TANK COMP, fuel (RED+BLACK)	1	
2	44300HG5103	44300HG5103	COCK ASS'Y, fuel	1	
3	34810HG5100	34810HG5100	GAUGE ASS'Y, fuel sender	1	
4	09329-10007	09329-10007	CUSHION, fuel tank inner front R	1	
5	44213HG5100	44213HG5100	CUSHION, fuel & tank inner body	1	
6	09329-10007	09329-10007	CUSHION, fuel tank inner front L	1	
7	44199HJ8230	44199HJ8230	HOSE, fuel	1	
8	44348-28070	44348-28070	O-RING	1	
9	09352H70103650	09352H70103650	HOSE, fuel tank drain L=650	1	
10	09128-06035	09128-06035	BOLT, fuel cock(M6*20)	2	
11	09168-06010	09168-06010	GASKET, fuel cock	2	
12	09128-06035	09128-06035	BOLT, fuel sender	2	
13	09168-06010	09168-06010	GASKET, fuel sender	2	
14	44200-01D02	44200-01D02	CAP ASS'Y, fuel tank filler	1	
15	09106-05017	09106-05017	BOLT, fuel tank filler	8	
16	09440-13019	09440-13019	SPRING, outlet NO.2 hose	1	
17	09401-10401	09401-10401	CLIP, fuel hose	6	
18	44214HG5100	44214HG5100	CUSHION, fuel tank inner body No.1	1	
19	44215HG5101	44215HG5101	CUSHION, fuel tank inner body No.2	1	
20	09116H06084	09116H06084	BOLT, fuel tank RR cushion(M6*25)	2	
21	09180H06003	09180H06003	SPACER, fuel tank RR cushion	2	
22	09320-10022	09320-10022	CUSHION, fuel tank RR No.2	2	
23	44542-38300	44542-38300	CUSHION, fuel tank RR No.1	1	
24	68110HJ82000NQ	68110HJ82000NQ	TAPE, fuel tank (BLACK)	2	
24	68110HJ820000H	68110HJ820000H	TAPE, fuel tank (BLACK+SILVER)	2	
24	68110HJ82000NE	68110HJ82000NE	TAPE, fuel tank (RED+BLACK)	2	

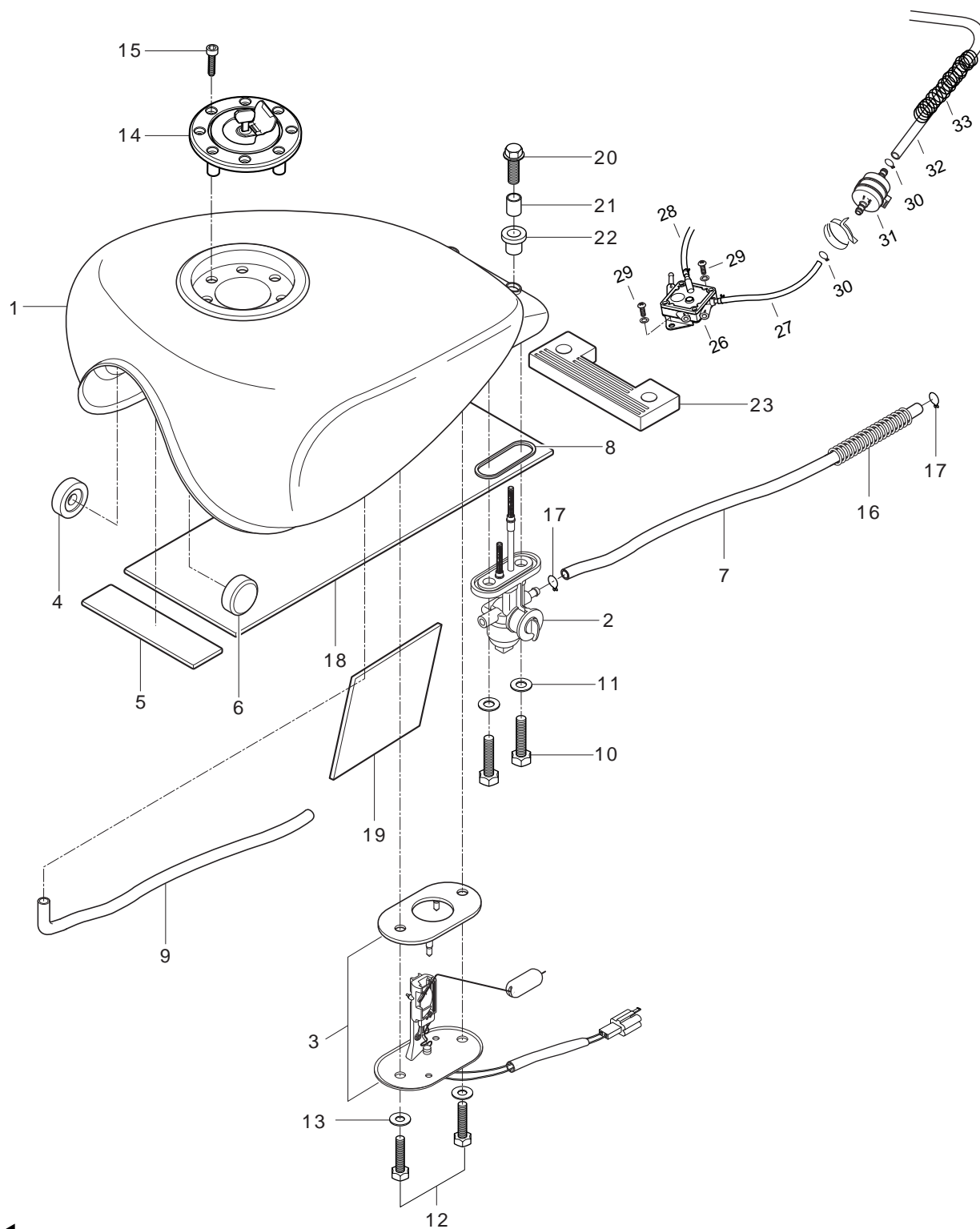


FIG 31. FUEL TANK

REF.			PARTS NAME	Q`TY	REMARKS
NO.	SEU01/SS01	SF01/SG01			
25	68120HP9550	68120HP9550	EMBLEM, fuel tank	2	
26	15100HG5100	15100HG5100	PUMP ASS'Y, fuel	1	
27	15821HJ8230	15821HJ8230	HOSE, fuel pump NO.1	1	
28	15831HG2602	15831HG2602	HOSE, fuel pump NO.2	1	
29	02112-06166	02112-06166	SCREW, fuel pump(M5*16)	2	
30	09401-10401	09401-10401	CLIP, fuel hose	2	
31	44910HG2600	44910HG2600	STRAINER COMP, fuel	1	
32	15841HG5101	15841HG5101	HOSE, fuel pump NO.3(10.5*330)		
33	09440-13019	09440-13019	SPRING, fuel pump hose	1	
34	68319H05350		label,caution (ENGLISH)	1	
34	68319HG5160		label,caution (GERMAN)	1	
34		68319H05380	label,caution (SPANISH)	1	
34		68319H05390	label,caution (FRANCH)	1	

FIG.32

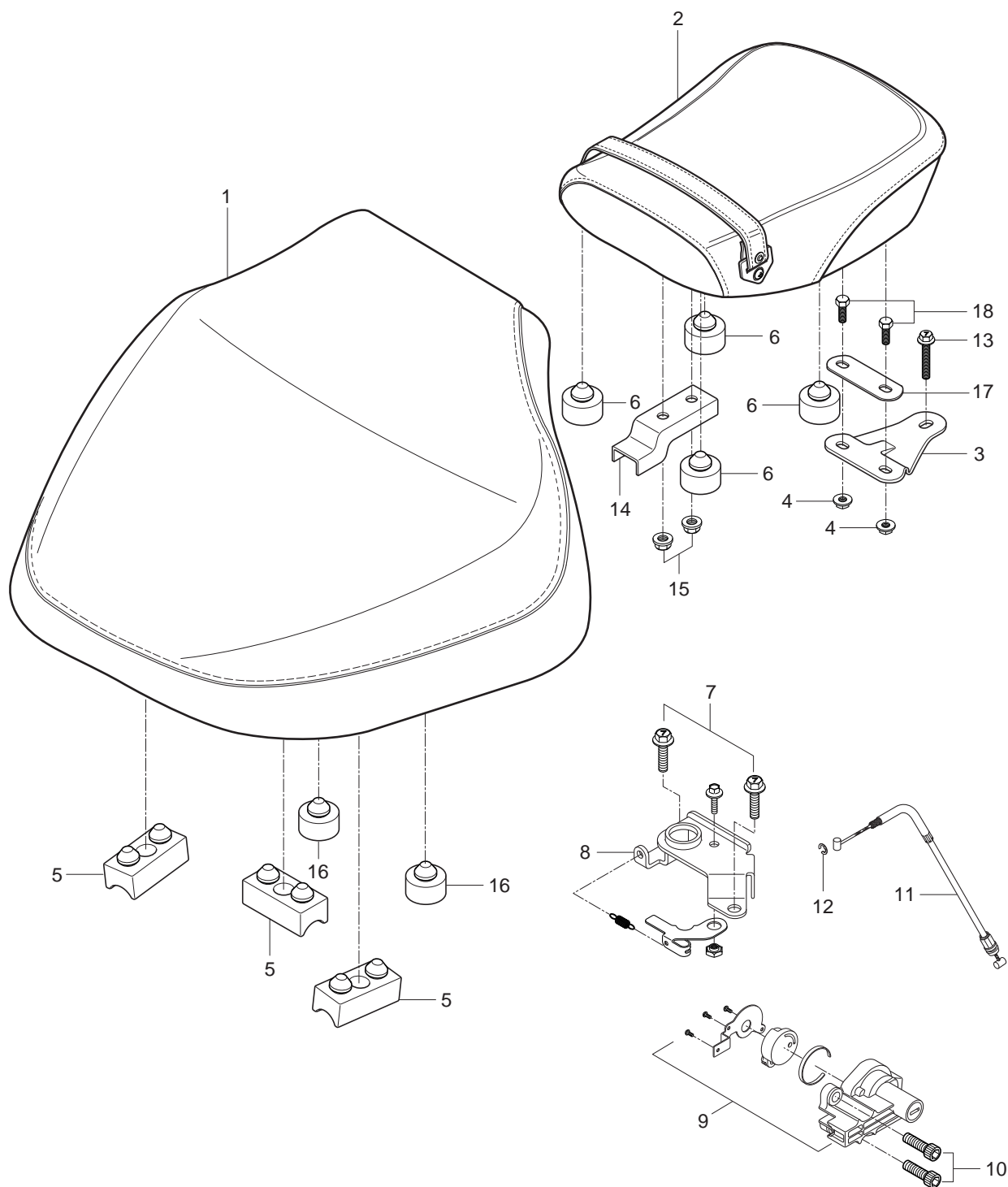


FIG 32. SEAT

REF.			PARTS NAME	Q`TY	REMARKS
NO.	SEU01/SS01	SF01/SG01			
1	45110HG5102	45110HG5102	SEAT SET, front	1	
2	45200HJ8202	45200HJ8202	SEAT SET, rear	1	
3	45291HJ8201	45291HJ8201	.BRACKET, seat rear	1	
4	08316-26066	08316-26066	.NUT, seat rear bracket(M6)	2	
5	09321H08007	09321H08007	.CUSHION	3	
6	45192HG5100	45192HG5100	.CUSHION	4	
7	01517-06166	01517-06166	BOLT, seat striker(M6*16)	2	
8	45220H93B00	45220H93B00	LOCK ASS'Y, seat striker	1	
9	95700H93B10	95700H93B10	.LOCK ASS'Y, seat helmet	1	
10	09106-06030	09106-06030	BOLT, seat lock (M6*10)	2	
11	45280HG5100	45280HG5100	CABEL COMP, seat lock	1	
12	08332-11056	08332-11056	E-RING, seat lock cable	1	
13	01517-06256	01517-06256	BOLT, rear seat bracket & tail cover (M6*25)	1	
14	45233HG5100	45233HG5100	.BRACKET, seat rear hook	1	
15	08316-26066	08316-26066	NUT, seat rear hook (M6)	2	
16	09321-100B2	09321-100B2	.CUSHION	2	
17	45231HG5100	45231HG5100	.REINF,rear seat support	1	
18	09119-06065	09119-06065	.BOLT,rear seat bracket	2	

FIG.33

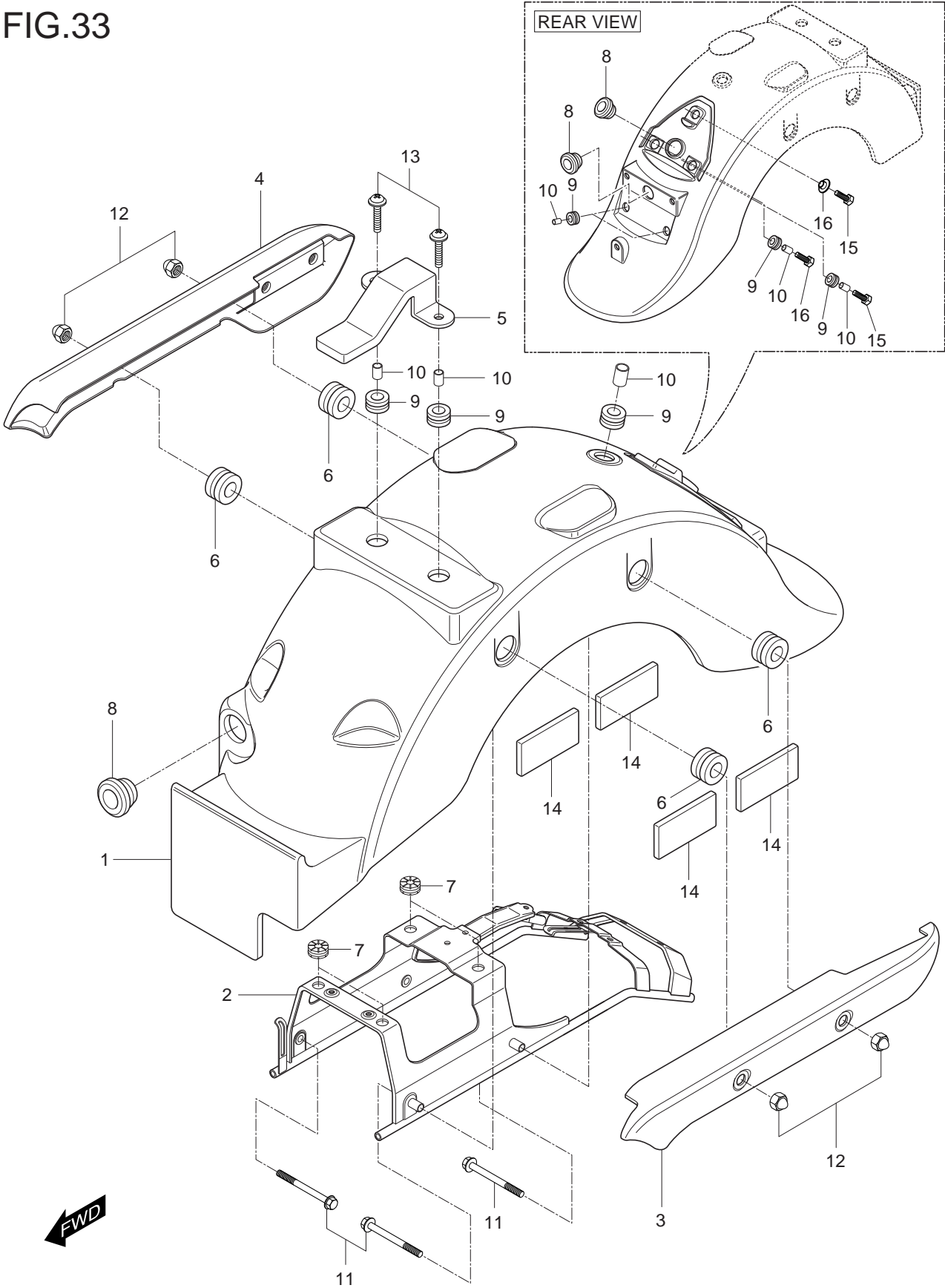


FIG 33. TAIL COVER

REF.			PARTS NAME	Q`TY	REMARKS
NO.	SEU01/SS01	SF01/SG01			
1	45511HJ8201CMS	45511HJ8201CMS	COVER,seat tail (BLACK+SILVER)	1	
1	45511HJ8201CON	45511HJ8201CON	COVER,seat tail (ORANGE+BLACK)	1	
1	45511HJ8201CSD	45511HJ8201CSD	COVER,seat tail (SILVER+BLUE)	1	
1		45511HJ8201CPM	COVER,seat tail (RED+BLACK)	1	
2	45520HJ8201	45520HJ8201	BRACE COMP, seat tail cover	1	
3	46230HG5100PLA	46230HG5100PLA	PLATE COMP, pillion rider L	1	
4	46220HG5100PLA	46220HG5100PLA	PLATE COMP, pillion rider R	1	
5	45232HG5100	45232HG5100	BRACKET, seat tail & seat	1	
6	09320-11008	09320-11008	CUSHION, seat tail cover side	4	
7	94434H29E00	94434H29E00	CUSHION, seat tail cover brace	4	
8	09320H12060	09320H12060	GROMMET, seat tail cover	3	
9	09320-09016	09320-09016	CUSHION, seat tail cover upper	7	
10	09180-06114	09180-06114	SPACER, seat tail cover upper	9	
11	01517-08606	01517-08606	BOLT, pillon rider plate(M8*60)	4	
12	08313-11087	08313-11087	NUT, pillion rider plate(M8)	4	
13	09136H06114	09136H06114	SCREW, seat tail cover upper(M6*25)	7	
14	33652-29100	33652-29100	CUSHION, tail cover	2	
15	01517-06256	01517-06256	BOLT,seat tail rear cover (M6*25)	3	
16	09169-06032	09169-06032	WASHER,tail rear cover upper	1	

FIG.34

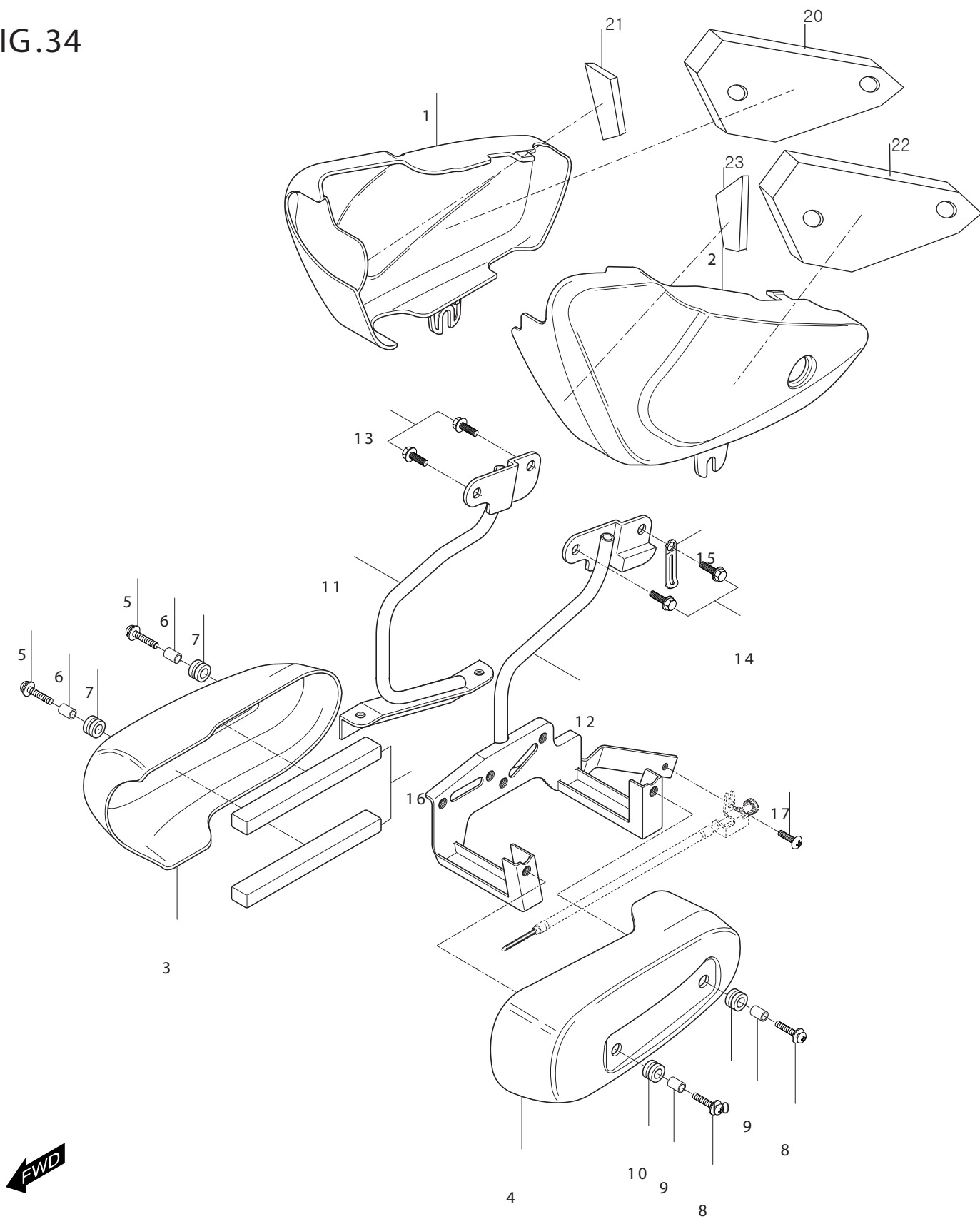


FIG 34. SIDE COVER

REF.			PARTS NAME	Q`TY	REMARKS
NO.	SEU01/SS01	SF01/SG01			
1	47111HG51500PR	47111HG51500PR	COVER, side R-0PM	1	
1	47111HG51500BS	47111HG51500BS	COVER, side R-0MS,0SD	1	With Emblem + Cushion
1	47111HG51510LO	47111HG51510LO	COVER, side R -00N	1	With Emblem + Cushion
2	47211HG51500PR	47211HG51500PR	COVER, side R-0PM	1	
2	47211HG51500BS	47211HG51500BS	COVER, side R (BLACK+SILVER)-MS,SD	1	
2	47211HG51510LO	47211HG51510LO	COVER, side R (ORANGE+BLACK)-00N	1	
3	47411HJ8270	47411HJ8270	COVER, air clnr element RH	1	
4	47421HJ8270	47421HJ8270	DECO, fuel tank lower & bracket LH	1	
5	09136-06022	09136-06022	SCREW, air cleaner element cover RH(M6*20)	2	
6	09180-06084	09180-06084	SPACER, air cleaner element cover RH	2	
7	09320-09016	09320-09016	CUSHION, air cleaner element cover RH	2	
8	09136-06022	09136-06022	SCREW, tank low deco LH & bracket(M6*20)	2	
9	09180-06084	09180-06084	SPACER, fuel tank low deco LH	2	
10	09320-09016	09320-09016	CUSHION, fuel tank low deco LH	2	
11	47450HG510503P	47450HG510503P	BRACKET COMP, air clnr elem cover RH	1	
12	47460HG510803P	47460HG510803P	BRACKET COMP, air lower deco LH & fra	1	
13	01517-08166	01517-08166	BOLT, air cleaner element cover bracket(M8*16)	2	
14	01517-08166	01517-08166	BOLT, tank lower deco bracket(M8*16)	2	
15	09404-08403	09404-08403	CLAMP, deco brkt & igtiton coil	1	
16	47412HG5100	47412HG5100	CUSHION, A/C element cover	2	
17	02142-05125	02142-05125	SCREW, adj cable brkt(M5*12)	1	
18	68170HG5150	68170HG5150	TAPE, air cleaner cover	2	
19	68130HG51000CR	68130HG51000CR	EMBLEM,side cover	2	
20	47161HG5150	47161HG5150	CUSH,S/COV R NO1	1	
21	47162HG5150	47162HG5150	CUSH,S/COV R N2	1	
22	47261HG5150	47261HG5150	CUSH,S/COV L NO1	1	
23	47262HG5150	47262HG5150	CUSH,S/COV L NO2	1	

FIG.35

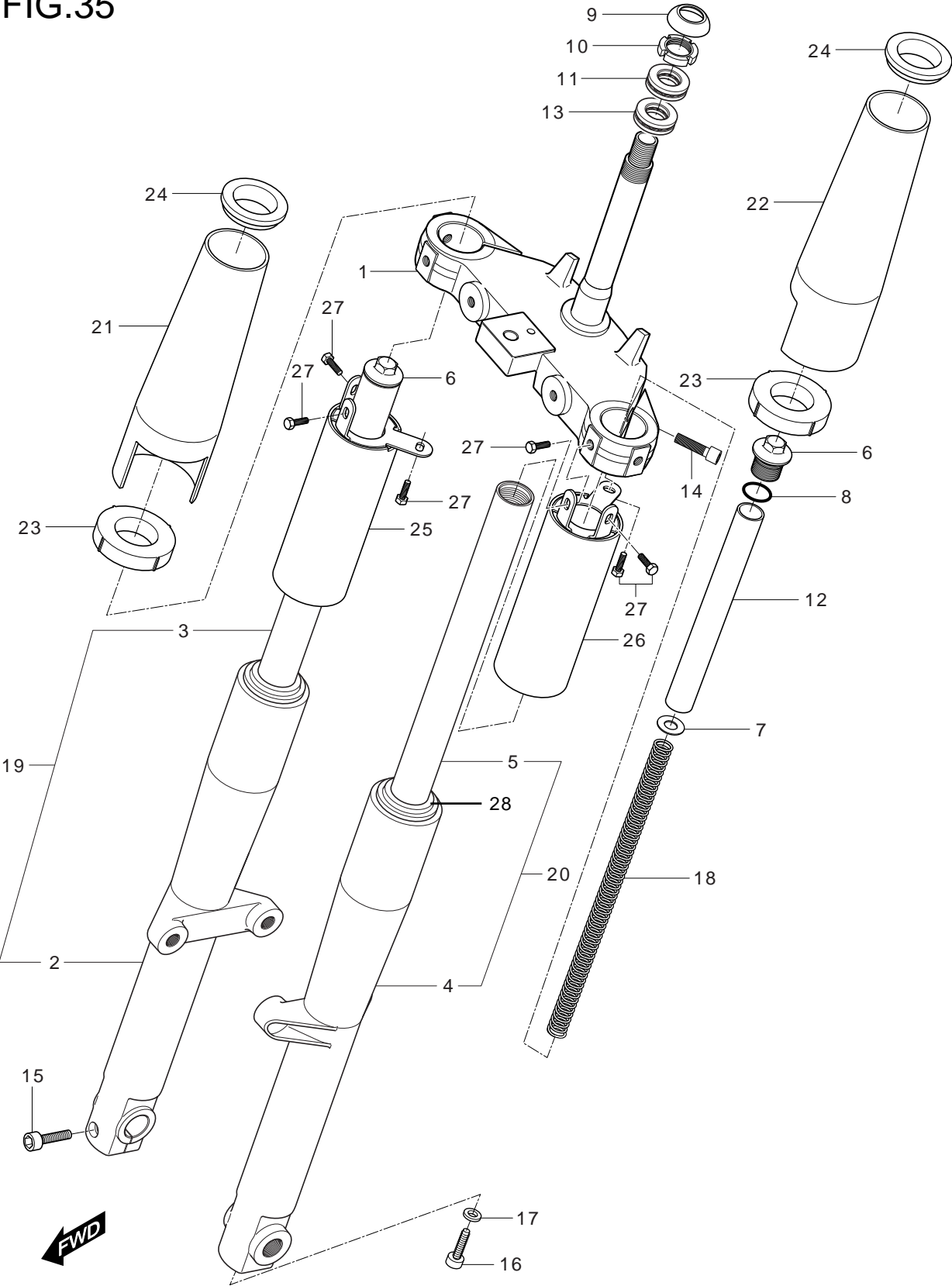


FIG 35. FRONT FORK

REF.			PARTS NAME	Q'TY	REMARKS
NO.	SEU01/SS01	SF01/SG01			
0	51100HJ8201HPA	51100HJ8201HPA	FORK ASS'Y,front	1	
1	51410HJ8203	51410HJ8203	BRACKET COMP, under	1	
2	51420HJ8200	51420HJ8200	.CASE, bottom R	1	
3	51415HG5100	51415HG5100	PIPE, FORK R	1	
4	51520HJ8200	51520HJ8200	.CASE, bottom L	1	
5	51415HG5100	51415HG5100	PIPE, FORK L	1	
6	51351HG5100	51351HG5100	BOLT, front fork upper	2	
7	51402HG5100	51402HG5100	.GUIDE,spring	2	
8	91356HG5100	91356HG5100	.O-RING	2	
9	51643HG5801	51643HG5801	DUST SEAL, steering upper	1	
10	51631-28000	51631-28000	NUT, steering stem	1	
11	09265H28001	09265H28001	BEARING, steering upper(28*52*16)	1	
12	51610HG5100	51610HG5100	.SPACER, front fork inner	2	
13	09265H28001	09265H28001	BEARING, steering lower(28*52*16)	1	
14	07110-08258	07110-08258	BOLT, bracket comp(M8*25)	2	
15	07110-08358	07110-08358	BOLT, front fork clamp R (M8*25)	1	
16	07110-08256	07110-08256	BOLT, fork clip (M8*25)	1	
17	90544H93B00	90544H93B00	.WASHER,spacer	2	
18	51410HG5100	51410HG5100	.SPRING, cushion	2	
19	51210HJ8200	51210HJ8200	DAMPER ASS'Y, R	1	
20	51220HJ8200	51220HJ8200	DAMPER ASS'Y, L	1	
21	51881HJ8200	51881HJ8200	COVER,front fork upper,R	1	
22	51881HJ8200	51881HJ8200	COVER,front fork upper,L	1	
23	51886HJ8200	51886HJ8200	CUSHION,front fork cover No.2	2	
24	51885HJ8200	51885HJ8200	CUSHION,front fork cover No.1	2	
25	51882HJ8200	51882HJ8200	COVER COMP,front fork lower RH	1	
26	51883HJ8200	51883HJ8200	COVER COMP,front fork lower LH	1	
27	09128-06004	09128-06004	BOLT,front fork cover lower (M6*10)	6	
28	51240-G5100	51240-G5100	OIL SEAL, FORK	1	

FIG 36

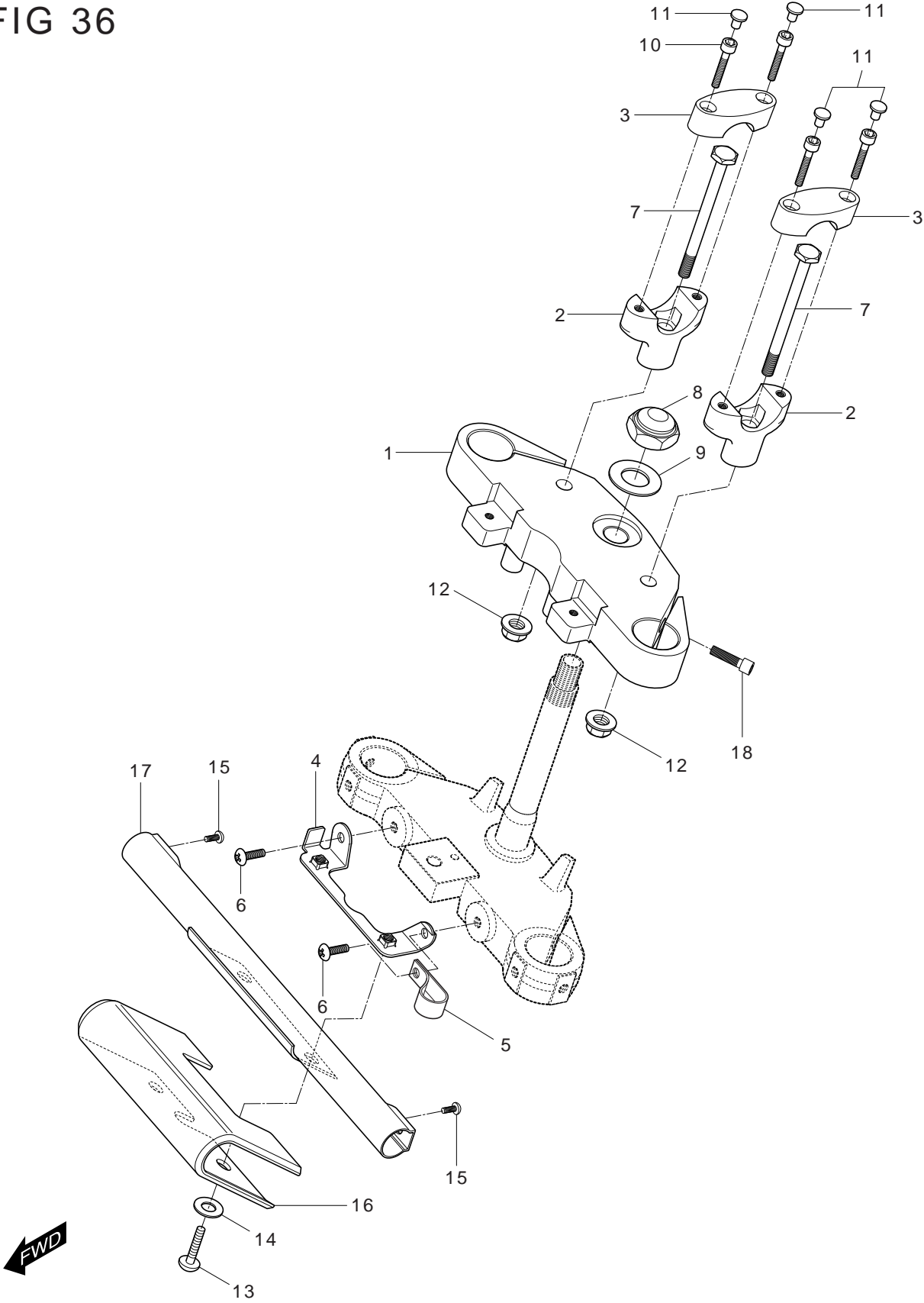


FIG 36. STEERING HEAD

REF.			PARTS NAME	Q`TY	REMARKS
NO.	SEU01/SS01	SF01/SG01			
1	51311HG510703P	51311HG510703P	BRACKET, front fork upper	1	
2	56221HG510403P	56221HG510403P	HOLDER, handle lower	2	
3	56211HG510403P	56211HG510403P	HOLDER, handle upper	2	
4	51760HG5102	51760HG5102	GUIDER, under bracket & cable	1	
5	09403-19404	09403-19404	CLAMP, bracket hose No.2	1	
6	02142-06126	02142-06126	SCREW, upper cable guide No.1(M6*12)	2	
7	09100H10071	09100H10071	BOLT, handle holder lower(M10*30)	2	
8	09159H22002	09159H22002	NUT, steering upper(M22)	1	
9	09160H22032	09160H22032	WASHER, steering upper	1	
10	07110-08306	07110-08306	BOLT, handle holder upper(M8*30)	4	
11	56222HG5100	56222HG5100	CAP, handle holder up bolt	4	
12	08319-31108	08319-31108	NUT, handle holder lower(M10)	2	
13	09136-06022	09136-06022	SCREW, under bracket cover(M6*20)	2	
14	09169H06011	09169H06011	WASHER, turnsignal lamp & cover	2	
15	02142-05125	02142-05125	SCREW,turnsignal lamp & cover (M5*12)	2	
16	51710HJ8201	51710HJ8201	COVER, turnsignal tube	1	
17	51720HJ8201PLA	51720HJ8201PLA	TUBE COMP,turnsignal	1	
18	07110-08258	07110-08258	BOLT, bracket upper(M8*25)	2	

FIG.37

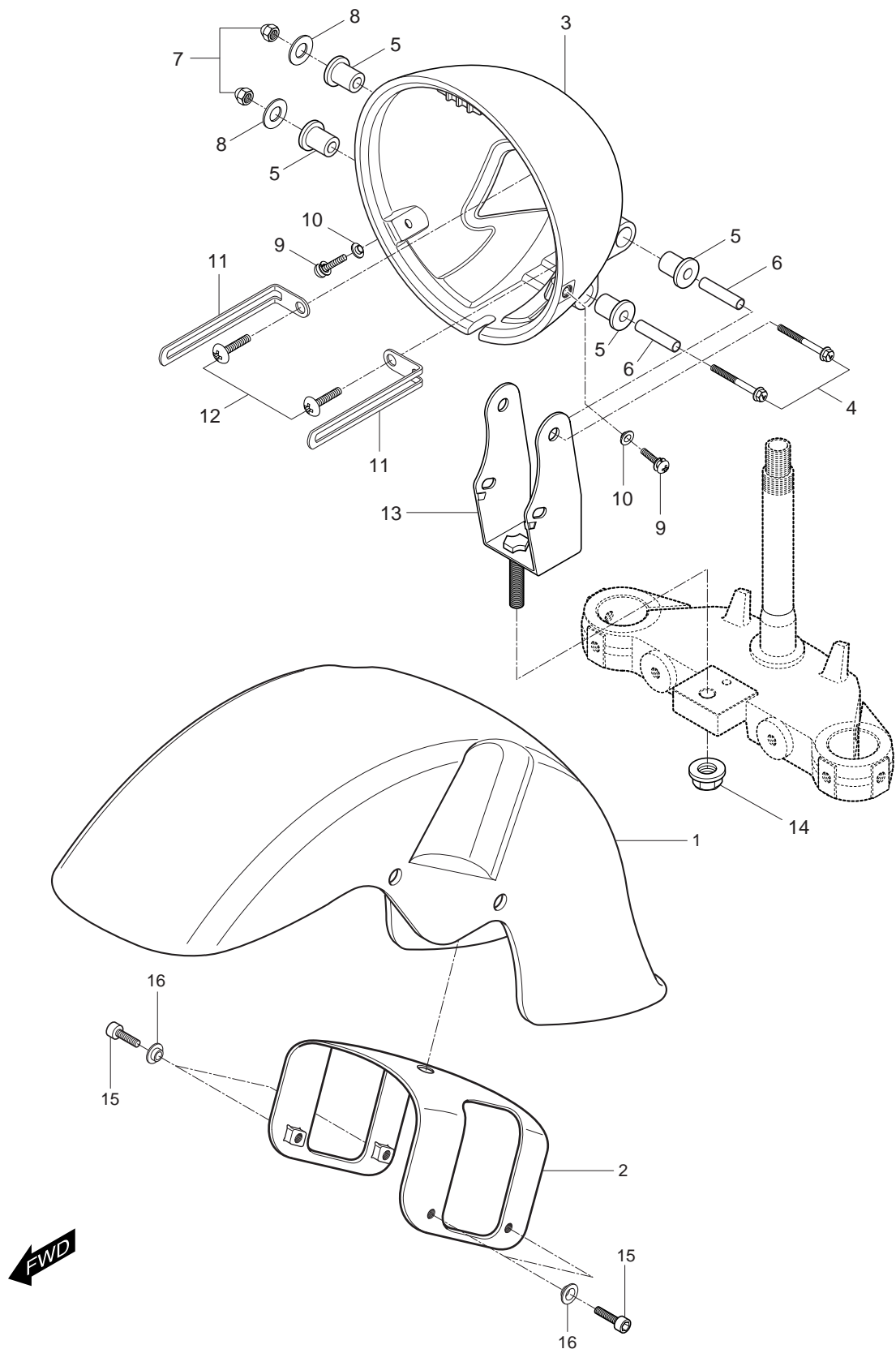


FIG 37. FRONT FENDER

REF.			PARTS NAME	Q`TY	REMARKS
NO.	SEU01/SS01	SF01/SG01			
1	53111HJ82020MS	53111HJ82020MS	FENDER, front (BLACK+SILVER)	1	
1	53111HJ82020ON	53111HJ82020ON	FENDER, front (ORANG+BLACK)	1	
1	53111HJ82020SD	53111HJ82020SD	FENDER, front (SILVER+BLUE)	1	
1		53111HJ82020PM	FENDER, front (RED+BLACK)	1	
2	53211HJ8201	53211HJ8201	BRACE, front fender	1	
3	51811HG5150	51811HG5150	HOUSING, headlamp	1	
4	09103H06013	09103H06013	BOLT, headlamp housing & bracket(M6*45)	2	
5	09320H09017	09320H09017	CUSHION, headlamp housing & bracket	4	
6	09180H06034	09180H06034	SPACER, headlamp housing & bracket	2	
7	08313-11066	08313-11066	NUT, headlamp housing & bracket(M6)	2	
8	09160-06060	09160-06060	WASHER, headlamp housing & bracket	3	
9	02112-95208	02112-95208	SCREW, housing & headlamp	3	
10	09169-05008	09169-05008	WASHER, housing & headlamp	2	
11	09404-06405	09404-06405	CLAMP, headlamp housing	2	
12	03241-05106	03241-05106	SCREW, headlamp housing clamp	2	
13	51820HJ8201	51820HJ8201	BRACKET COMP, headlamp housing	1	
14	08319-31106	08319-31106	NUT, housing bracket & under bracket(M10)	1	
15	07110-08256	07110-08256	BOLT,front fender(M8*25)	4	
16	09169-08034	09169-08034	WASHER,front fender	4	

FIG.38

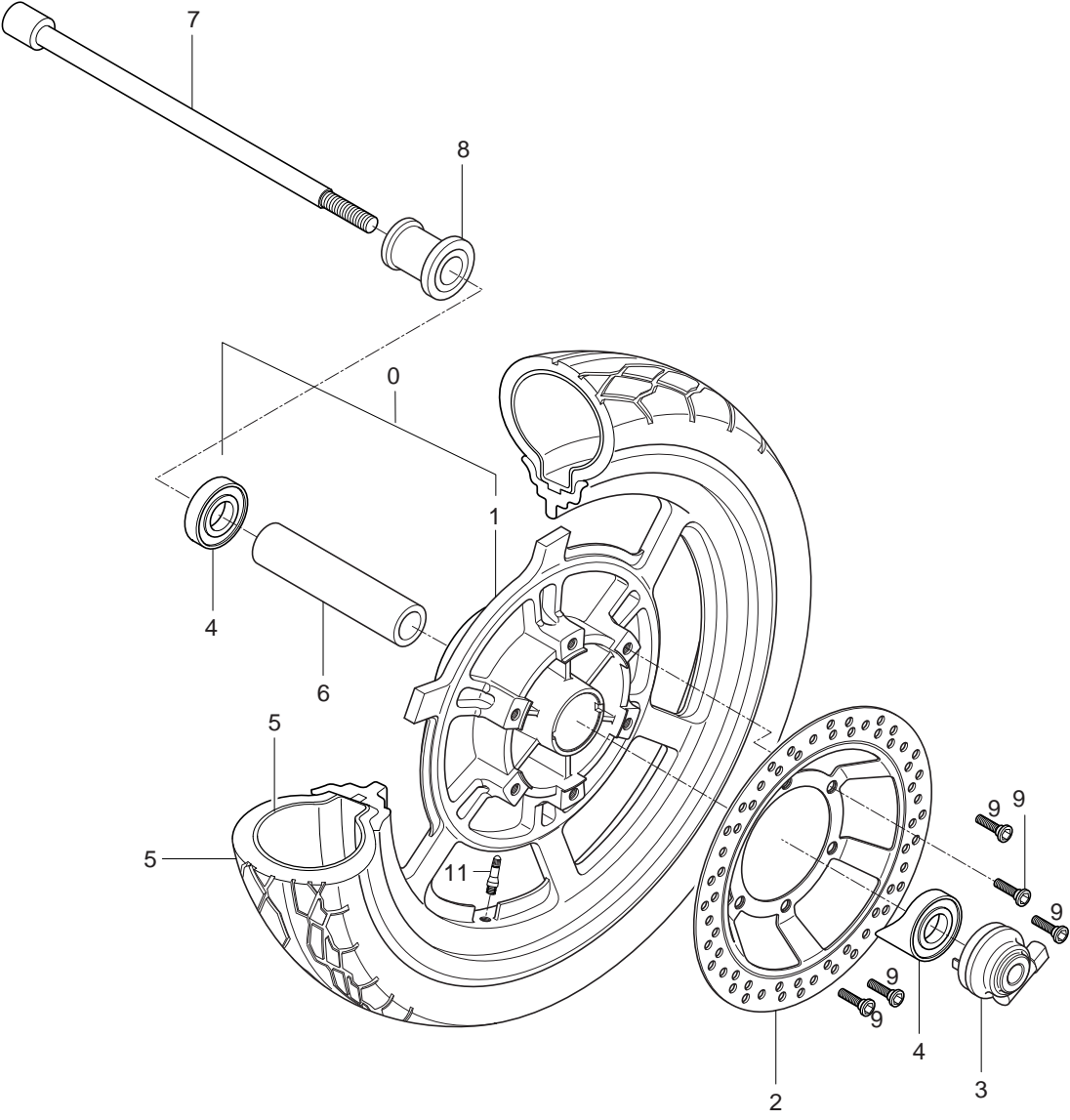


FIG 38. FRONT WHEEL

REF.			PARTS NAME	Q`TY	REMARKS
NO.	SEU01/SS01	SF01/SG01			
1	54141HG5104	54141HG5104	WHEEL, front(J16*MT2.50)	1	
2	59211HG5101	59211HG5101	DISC, front brake	1	
3	54600HG5102	54600HG5102	BOX ASS'Y. speedometer gear	1	
4	08124-63027	08124-63027	BEARING, front hub(15*42*13)	2	
5	55101HG5101	55101HG5101	TIRE SET, front(110/90-60 59p)	1	
6	54731HG5100	54731HG5100	SPACER, front hub bearing	1	
7	54711HG5101	54711HG5101	AXLE,FRONT	1	
8	54750HG5100	54750HG5100	SPACER COMP, front axle	1	
9	59421-03A01	59421-03A01	BOLT, front brake disc(M8*20)	6	
10	55220-29C20	55220-29C20	VALVE ASS'Y, wheel rim	1	

FIG.39

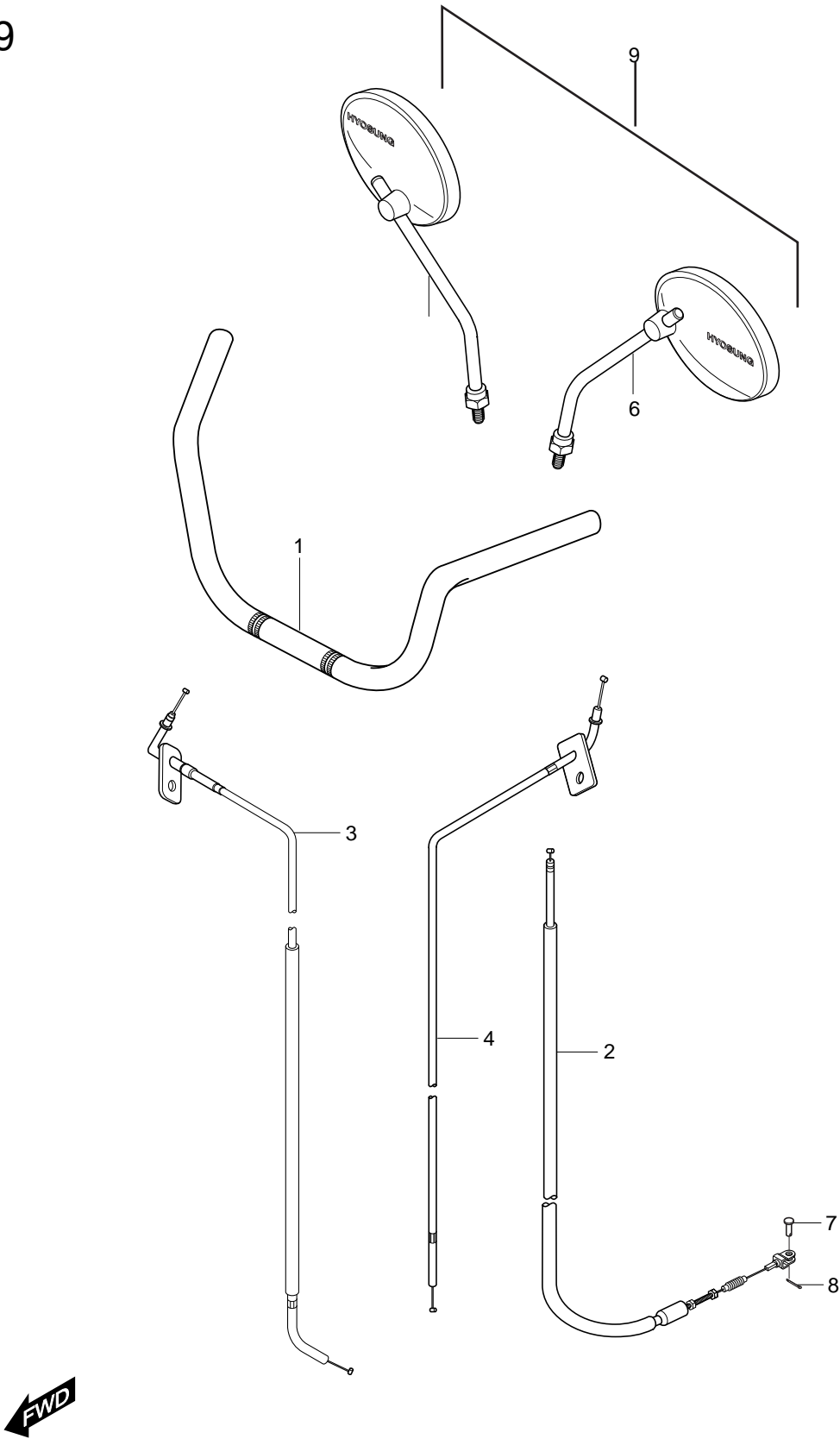


FIG 39. HANDLE BER

REF.			PARTS NAME	Q`TY	REMARKS
NO.	SEU01/SS01	SF01/SG01			
1	56110HG5154WED	56110HG5154WED	HANDLE BAR COMP	1	
2	58200HG5101	58200HG5101	CABLE ASS'Y CLUTCH	1	
3	58300HG5102	58300HG5102	CABLE ASS'Y, throttle	1	
4	58410HG5103	58410HG5103	CABLE COMP, starter	1	
5	56500HG5150	56500HG5150	MIRROR ASS'Y ,rear view R	1	
6	56600HG5150	56600HG5150	MIRROR ASS'Y ,rear view L	1	
7	09200-06004	09200-06004	PIN, clcuch cable	1	
8	04111-20158	04111-20158	COTTER PIN, clutch cable	1	
9	56501HG5150	56501HG5150	MIRROR SET	1	

FIG.40

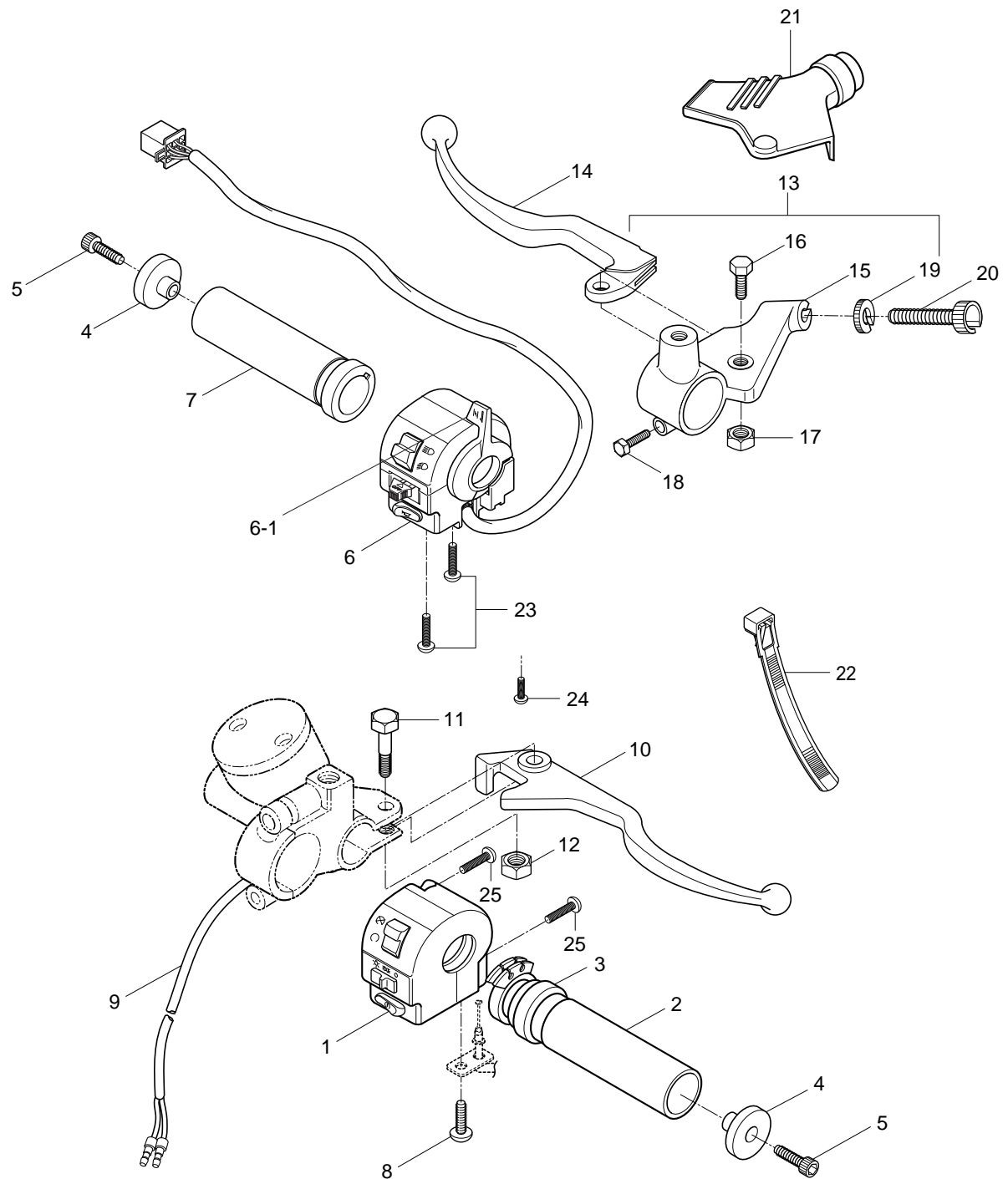


FIG 40. HANDLE SWITCH

REF.			PARTS NAME	Q`TY	REMARKS
NO.	SEU01/SS01	SF01/SG01			
1	37200HE5310	37200HE5310	SWITCH ASS'Y, handle R	1	
2	57110HG5101	57110HG5101	GRIP COMP, throttle	1	
3	57113H93B00	57113H93B00	COVER, throttle grip	1	NOT SALE
4	56271H93B01PLA	56271H93B01PLA	BALANCER,handle bar	2	
5	07110-08258	07110-08258	BOLT, handle balancer(M8×25)	4	
6	37400HG5110	37400HG5110	SWLTCH ASSY, handle L	1	
6-1	37571HG5100	37571HG5100	STARTER LEVER	1	
7	57210HG5100	57210HG5100	GRIP, L	1	
8	02112-05105	02112-05105	SCREW, ghrottle cable(M5×10)	1	
9	57460HJ8250	57460HJ8250	SWLTCH ASSY, stop	1	
10	57421H93B00	57421H93B00	LEVER, brake	1	
11	57431H18622	57431H18622	BOLT, brake lever pivot(M6*30)	1	
12	08319-21068	08319-21068	NUT, brake lever pivot(M6)	1	
13	57500HJ8204	57500HJ8204	LEVER ASS'Y,clutch	1	
14	57620HJ8250	57620HJ8250	CLUTCH LEVER	1	
15	57511HJ8204	57511HJ8204	HOLDER,clutch lever	1	
16	57431H93B00	57431H93B00	BOLT SET, lever	1	
17	08319-21068	08319-21068	NUT, brake lever pivot(M6)	1	
18	57451H93B00	57451H93B00	CROWN BOLT	1	
19	57442H93B00	57442H93B00	LOCK NUT	1	
20	57441H93B00	57441H93B00	WIRE, adjuster	1	
21	57661HN9100	57661HN9100	COVER, clutch lever	1	
22	09407-20406	09407-20406	CLAMP, wiring harness	4	
23	02112-05455	02112-05455	SCREW, handle switch LH(M5*48)	2	
24	02112-05105	02112-05105	SCREW, choke cable(M5*10)	1	
25	02112-05205	02112-05205	SCREW, handle switch RH(M5*20)	2	

FIG.41

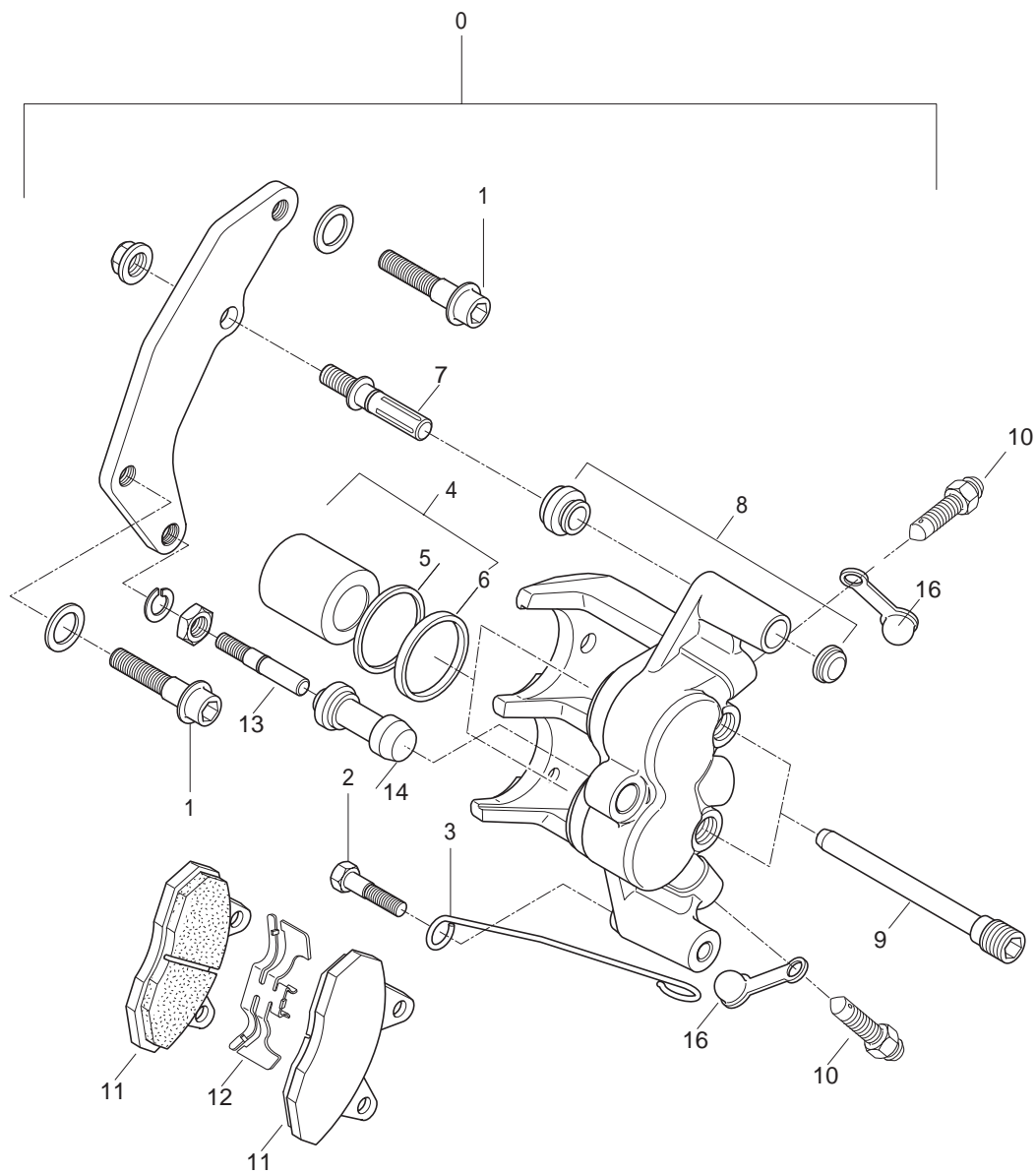


FIG 41. CALIPERS

REF.			PARTS NAME	Q`TY	REMARKS
NO.	SEU01/SS01	SF01/SG01			
0	59300HG5112	59300HG5112	CALIPERS ASSY, L	1	
1	09103H08254	09103H08254	BOLT, calipers	2	
2	01514-06106	01514-06106	BOLT, speedometer cable guide(M6*10)	1	
3	51418HF4501	51418HF4501	GUIDE, speedometer cable	1	
4	59303HG5100	59303HG5100	PISTON SET, caliper	1	
5	59107HG5100	59107HG5100	SEAL, piston	1	
6	59308HG5100	59308HG5100	BOOT, piston	1	
7	59305HG5100	59305HG5100	AXLE, No.1	1	
8	59312HG5100	59312HG5100	BOOT	1	
9	59302HG5100	59302HG5100	AXLE, caliper pad	2	
10	59121HG5100	59121HG5100	BREATHER	2	
11	59301HP9500	59301HP9500	PAD COMP, caliper(8.4t)	1	
12	59305HG5100	59305HG5100	SPRING	1	
13	59306HG5100	59306HG5100	AXLE No.2	1	
14	59313HG5100	59313HG5100	INSUSLTOR, caliper	1	
15	59350HG5100	59350HG5100	CARRIER, caliper	1	
16	59122HG5100	59122HG5100	CAP	2	

FIG.42

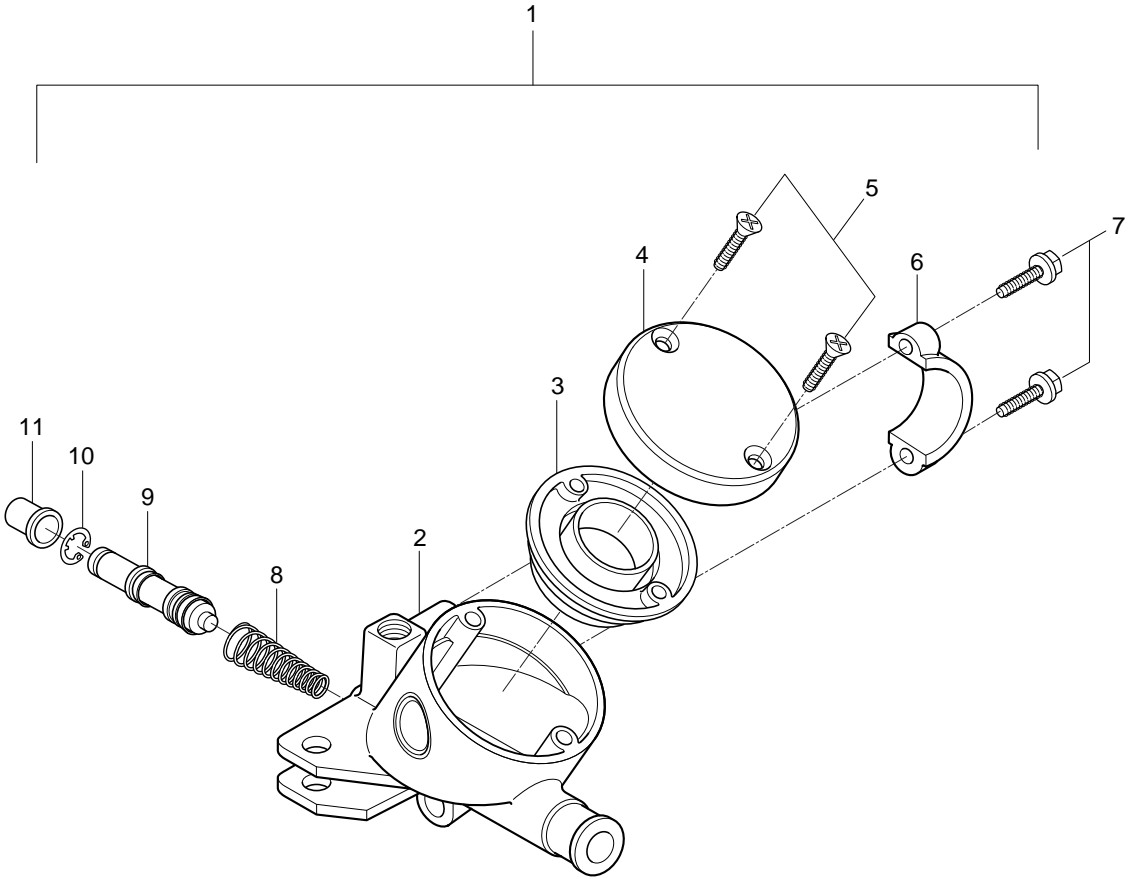


FIG 42. MASTER CYLINDER

REF.			PARTS NAME	Q`TY	REMARKS
NO.	SEU01/SS01	SF01/SG01			
1	59600HG5102	59600HG5102	CYLINDER ASSY, front master	1	
2	59661H93B01	59661H93B01	BODY	1	
3	59686H93B00	59686H93B00	DIAPHRAGM	1	
4	59669H93B00	59669H93B00	CAP, reservoir	1	
5	59691H93B00	59691H93B00	SCREW, reservoir	1	
6	59671H93B00	59671H93B00	HOLDER	1	
7	59693-45100	59693-45100	BOLT SET	1	
8	59621-36500	59621-36500	.SPRING, return	1	NOT SALE
9	59611-36500	59611-36500	.PISTON	1	NOT SALE
10	59665-36500	59665-36500	.CIRCLIP	1	NOT SALE
11	59666-54100	59666-54100	.BOOT COMP	1	NOT SALE

FIG.43

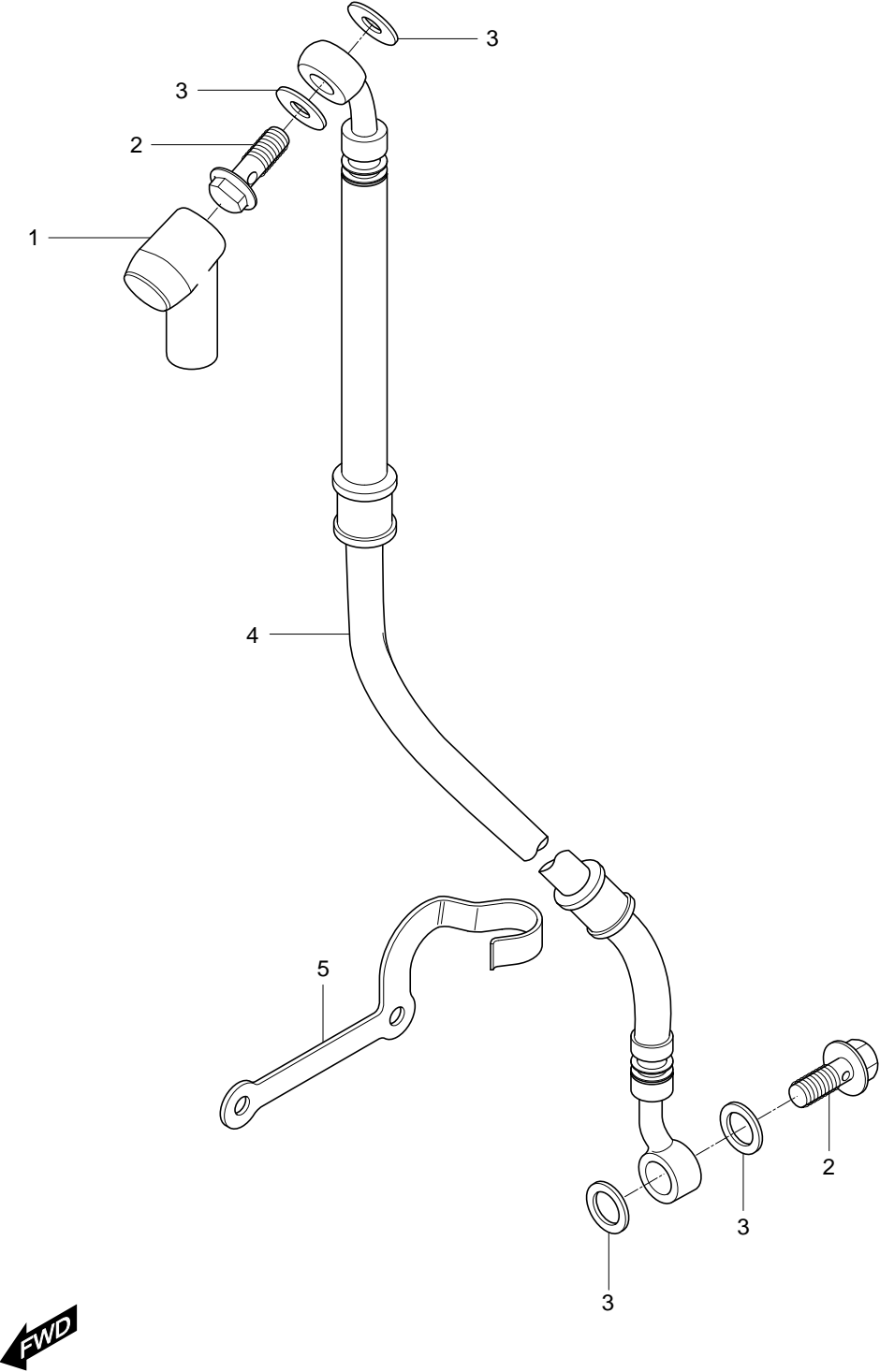


FIG 43. FRONT BRAKE HOSE

REF.			PARTS NAME	Q`TY	REMARKS
NO.	SEU01/SS01	SF01/SG01			
1	59711H49002	59711H49002	BOOT, brake hose	1	
2	09360-10039	09360-10039	BOLT, brake hose(M10*22)	2	
3	09161-10005	09161-10005	WAHER, brake hose	4	
4	59480HJ8202	59480HJ8202	HOSE, front brake (L=1019.3)	1	
5	59266HJ8200	59266HJ8200	CLAMP, brake hose No.1	1	

FIG.44

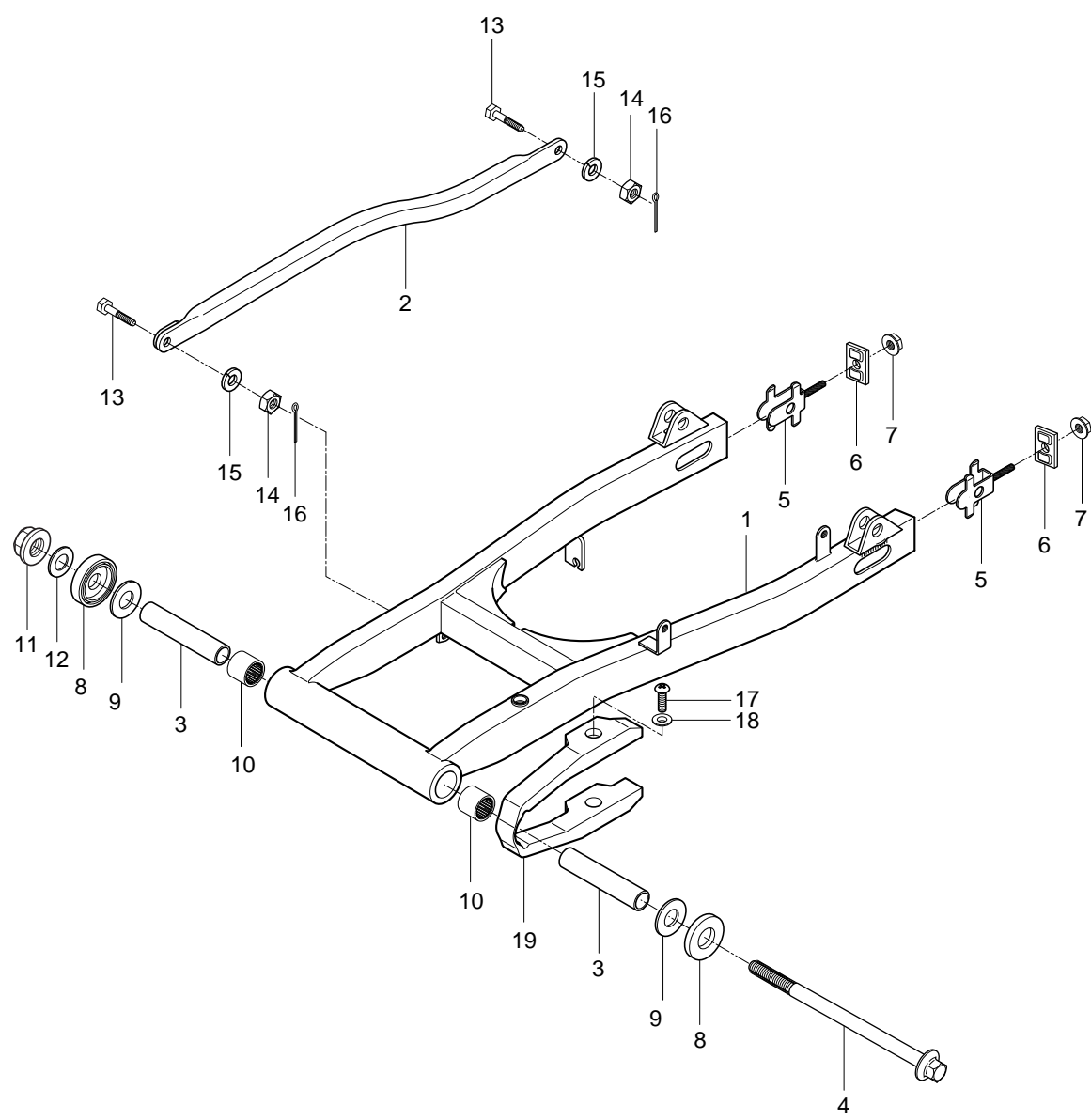


FIG 44. SWINGING ARM

REF.			PARTS NAME	Q'TY	REMARKS
NO.	SEU01/SS01	SF01/SG01			
1	61100HG5106PAM	61100HG5106PAM	SWINGINGARM ASS'Y, rear	1	
2	64310HG5100	64310HG5100	TORQUE LINK COMP, rear	1	
3	61251HG5100	61251HG5100	SPACER, swinging arm pivot. bearing	2	
4	61211HG5101	61211HG5101	SHAFT, rear swinging arm, pivot	1	
5	61410-35C00	61410-35C00	ADTUSTER COMP, chain	2	
6	61421-01D00	61421-01D00	PLATE, chain adjuster guide	2	
7	08319-31088	08319-31088	NUT, chain adjuster(M12)	2	
8	61262-45002	61262-45002	COVER, rear swinging arm pivot	2	
9	08211-14341	08211-14341	THRUST WASHER, swinging arm pivot	2	
10	09263-22017	09263-22017	BEARING, rear swinging arm pivot(22*29*30)	2	
11	08319-31128	08319-31128	NUT, rear swinging arm pivot(M12)	1	
12	08332-21108	08332-21108	WASHER, rear swinging arm pivot	1	NOT SALE
13	09111-08012	09111-08012	BOLT, rear torque link front(M8*22.5)	1	
13-1	09111-08013	09111-08013	BOLT, rear torque link front(M8*26.5)	1	
14	09140-08008	09140-08008	NUT, rear torque link(M8)	2	
15	08321-31088	08321-31088	LOCK WASHER, rear torque link	2	
16	04111-20206	04111-20206	COTTER PIN, reartorque link	2	
17	02142-06166	02142-06166	SCREW, chain touch defense buffer(M6*16)	2	
18	09169H06011	09169H06011	WASHER, chain touch defense buffer	2	
19	61273HG5101	61273HG5101	BUFFER, chain touch defense	1	

FIG.45

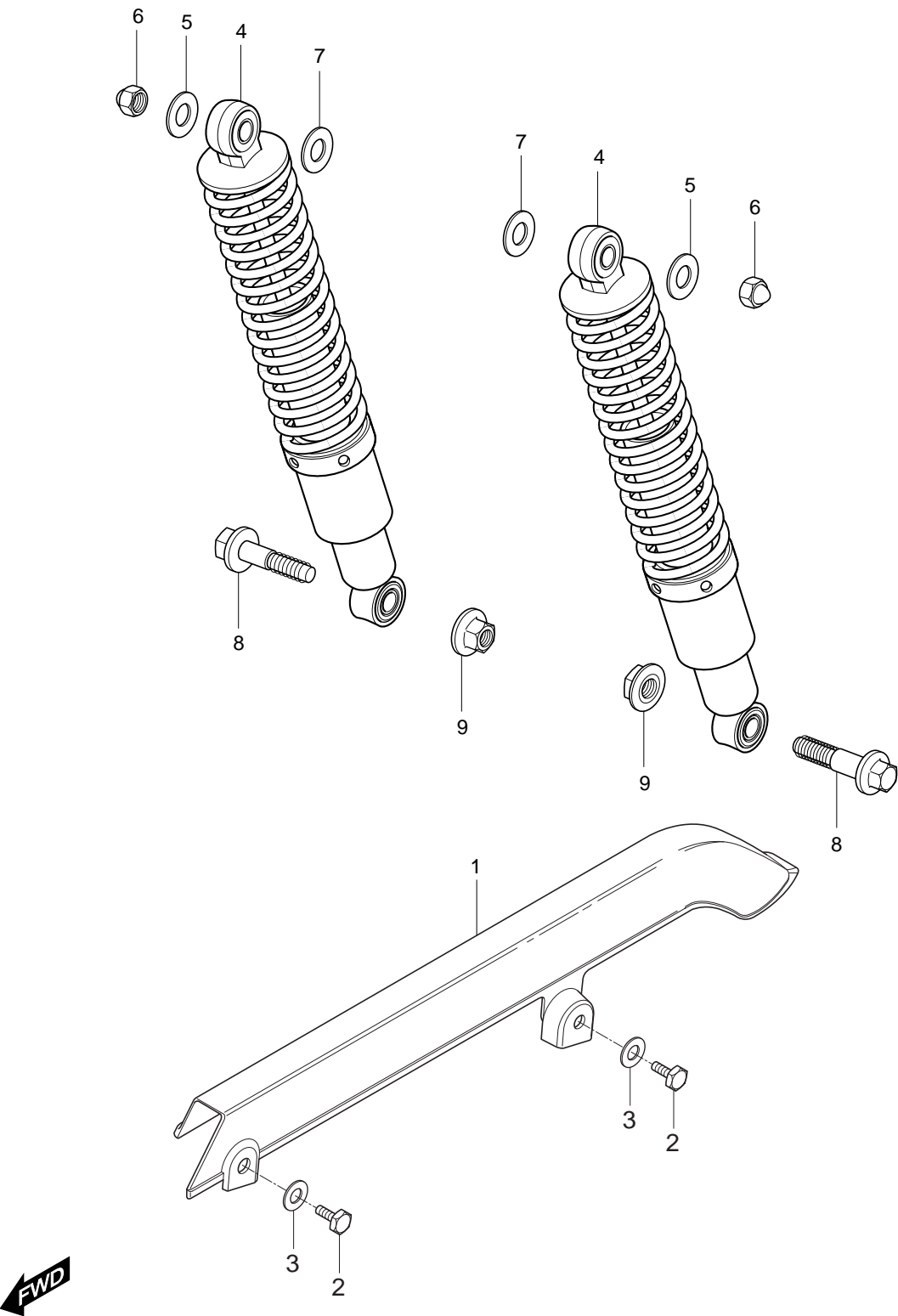


FIG 45. REAR SHOCK ABSORBER

REF.			PARTS NAME	Q`TY	REMARKS
NO.	SEU01/SS01	SF01/SG01			
1	61311HG5103	61311HG5103	CASE, chain	1	
2	01104-06128	01104-06128	BOLT, chain case(M6*12)	2	
3	09169-06010	09169-06010	WASHER, chain case	2	
4	62100HG5101	62100HG5101	SHOCK ABSORBER ASS'Y, rear	2	
5	09160-10001	09160-10001	WASHER, rear shock absorber upper	2	
6	08313-11107	08313-11107	NUT, rear shock absorber upper(M10)	2	
7	08322-21128	08322-21128	WASHER, rear shock absorber upper	2	
8	62311-05350	62311-05350	BOLT, rear shock absorber upper(M12*38)	2	
9	08316-26128	08316-26128	NUT, rear shock absorber upper(M12)	2	

FIG.46

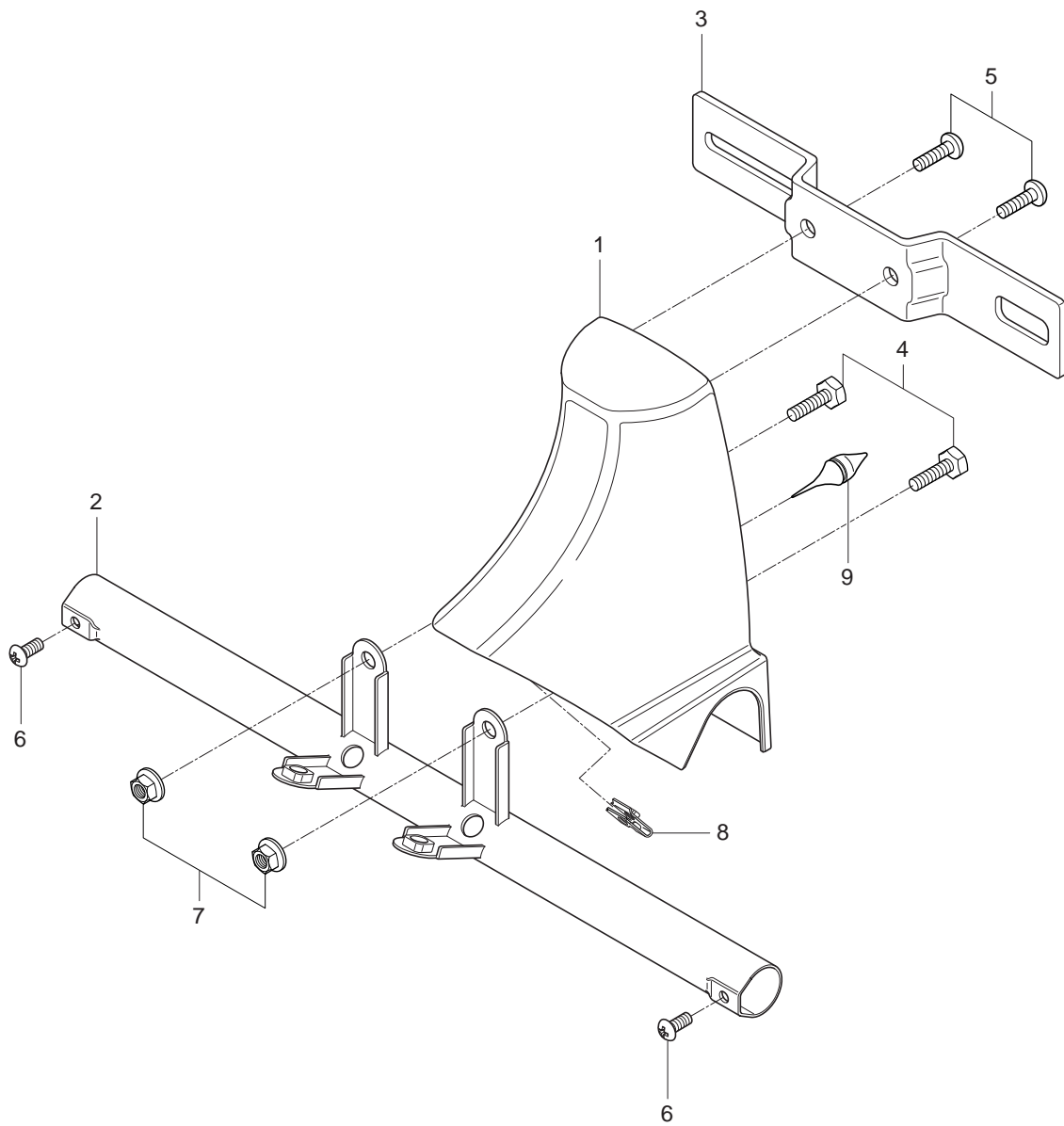


FIG 46. TAIL REAR COVER

REF.			PARTS NAME	Q`TY	REMARKS
NO.	SEU01/SS01	SF01/SG01			
1	45541HJ8201	45541HJ8201	COVER,tail rear	1	
2	45530HJ8202PLA	45530HJ8202PLA	BRACKET COMP,tail rear cover	1	
3	35927H44430	35927H44430	BRACKET,license plate	1	
4	01107-06166	01107-06166	BOLT,tail rear cover rear (M6*16)	2	
5	02142-06126	02142-06126	SCREW,license plate bracket (M6*12)	2	
6	02142-05125	02142-05125	SCREW,turnsignal lamp (M5×12)	2	
7	08316-26066	08316-26066	NUT,tail rear cover rear (M6)	2	
8	09148-06020	09148-06020	NUT,tail rear cover (M6)	1	
9	09321-06023	09321-06023	CUSHION,license plate	1	

FIG.47

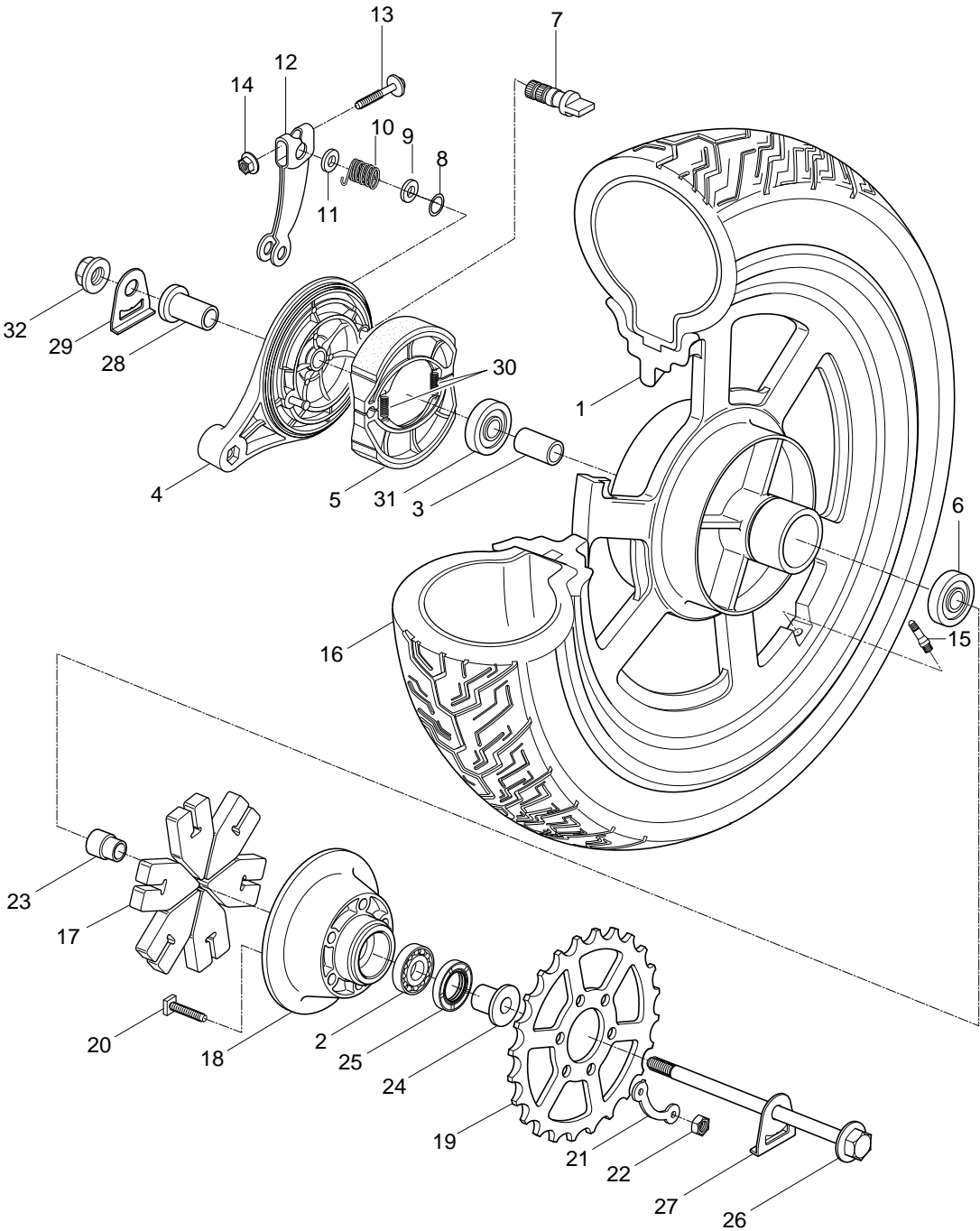


FIG 47. REAR WHEEL

REF.			PARTS NAME	Q`TY	REMARKS
NO.	SEU01/SS01	SF01/SG01			
1	64150HG5100	64150HG5100	WHEEL COMP, rear(J15*MT3.00)	1	
2	08113-62047	08113-62047	BEARING, rear sprocket mounting drum(20*47*14)	1	
3	64731HG5102	64731HG5102	SPACER, rear wheel bearing(L=100)	1	
4	64200HG5100	64200HG5100	PANEL COMP, rear brake anchor	1	
5	64400S93B03	64400S93B03	SHOE COMP, rear brake	1	
6	08123-62027	08123-62027	BEARING, rear wheel L(15*35*11)	1	
7	64441H93B00	64441H93B00	CAM RR BK	1	
8	09280-14003	09280-14003	O-RING,REAR BRAKE CAM	1	
9	09180H14009	09180H14009	SPACER, rear brake cam	1	
10	09448H25009	09448H25009	SPRING, rear brake panel	1	
11	09160H14001	09160H14001	WASHER, rear brake cam dust seal	1	
12	64451-13200	64451-13200	LEVER RR B/CAM	1	
13	01517-06356	01517-06356	BOLT, rear brake cam lever(M6*35)	1	
14	08316-26066	08316-26066	NUT, rear brake cam lever(M6)	1	
15	55220-41D10	55220-41D10	VALVE ASS'Y wheel rim	1	
16	65101HG5102	65101HG5102	TIRE SET,rear(130/90-15 M/C 66P)	1	
17	64651H93B00	64651H93B00	HUB, shock absorber rear wheel	1	
18	64611HG5100	64611HG5100	DRUM, rear sprocket mounting	1	
19	64511H93B00	64511H93B00	SPROCKET, rear 48T	1	
20	09105H08001	09105H08001	BOLT, rear sprocket(M8*40)	4	
21	09169-08012	09169-08012	WASHER, rear sprocket	2	
22	08310-11086	08310-11086	NUT, rear sprocket(M8)	4	

FIG.47

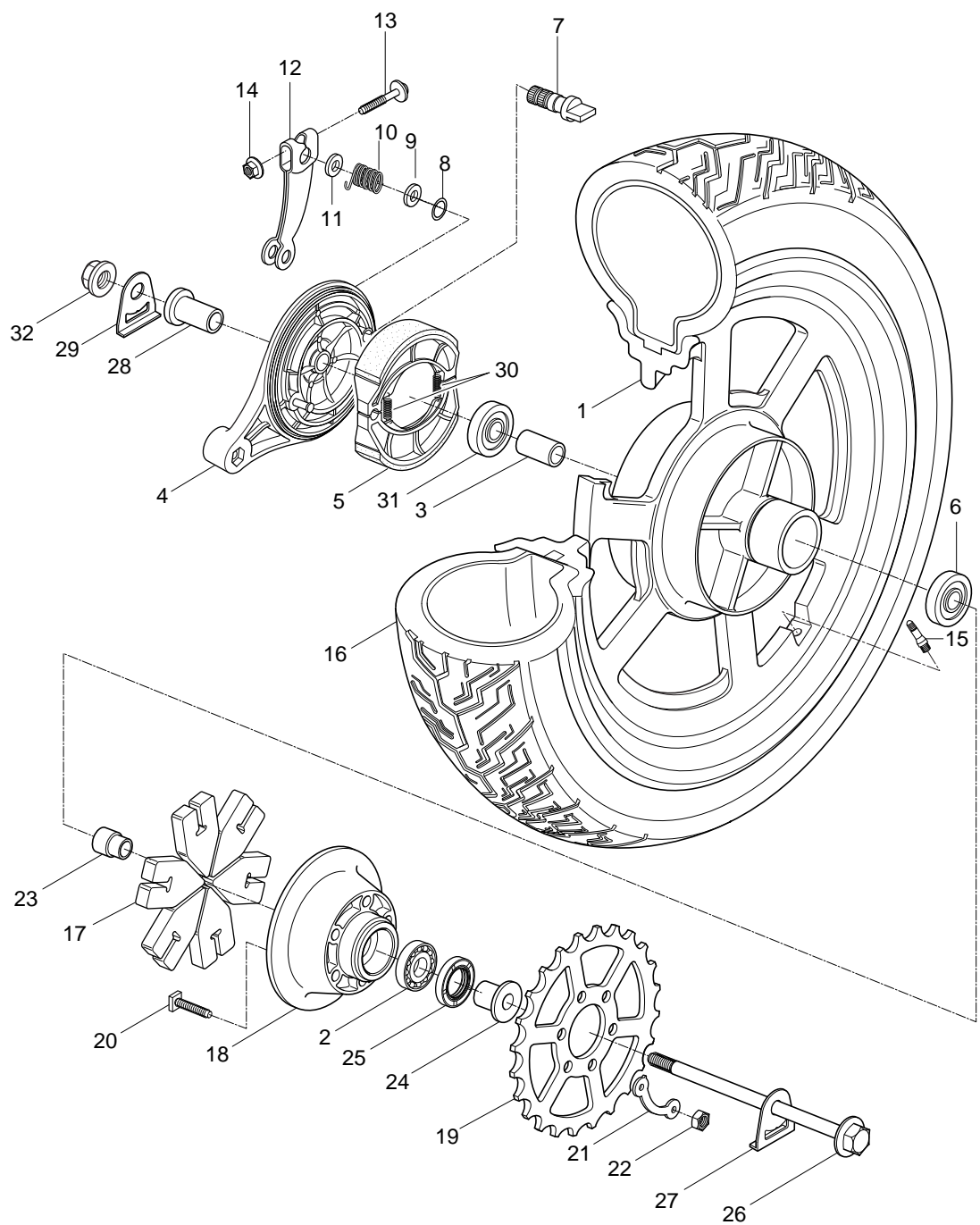


FIG 47. REAR WHEEL

REF.			PARTS NAME	Q`TY	REMARKS
NO.	SEU01/SS01	SF01/SG01			
23	64733-39100	64733-39100	RETAINER, rear sprocket drum	1	
24	64751HG5102	64751HG5102	SPACER, rear axle L(L=32)	1	
25	09285-28001	09285-28001	OIL SEAL, RR sprocket mounting drum(27*47*7)	1	
26	64711HG5101	64711HG5101	AXLE, rear	1	
27	64712-35C02	64712-35C02	WASHER, chain adjuster R	1	
28	64741-08B10	64741-08B10	SPACER, rear axle R	1	
29	64712-35C02	64712-35C02	WASHER, chain adjuster L	1	
30	09443-11029	09443-11029	SPRING, rear brake shoe	2	
31	08124-63027	08124-63027	BEARING, rear wheel R(15*42*13)	1	
32	09159H14008	09159H14008	NUT, rear axle(M14)	1	

FIG.48

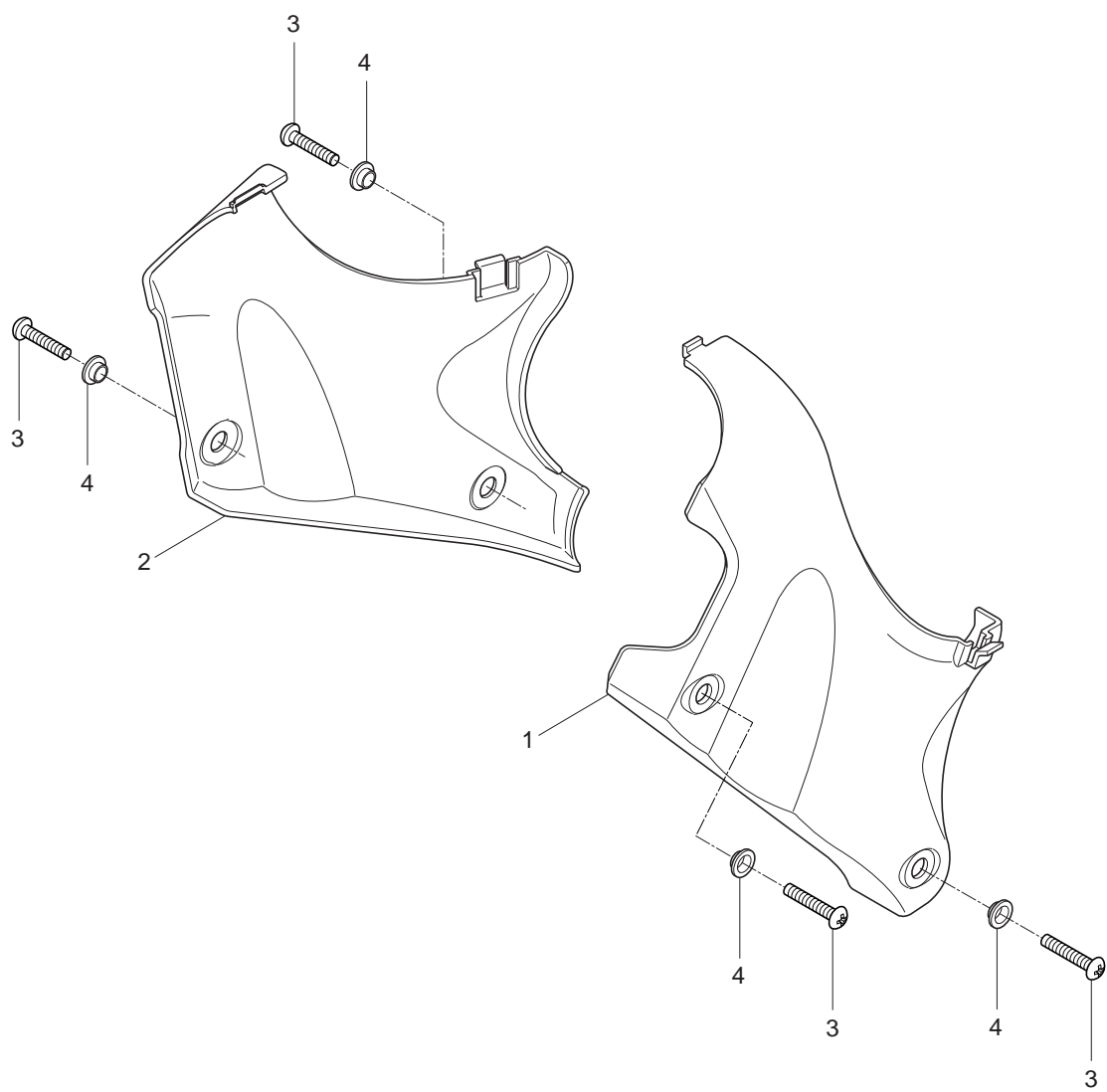


FIG 48. FRAME HEAD COVER

REF.			PARTS NAME	Q`TY	REMARKS
NO.	SEU01/SS01	SF01/SG01			
1	47511HG5103OMB	47511HG5103OMB	COVER, frame head R	1	
2	47521HG5103OMB	47521HG5103OMB	COVER, frame head L (BLACK)	1	
3	02142-05125	02142-05125	SCREW, frame head cover(M5*12)	6	
4	09169-05009	09169-05009	WASHER, frame head cover	4	

FIG.49

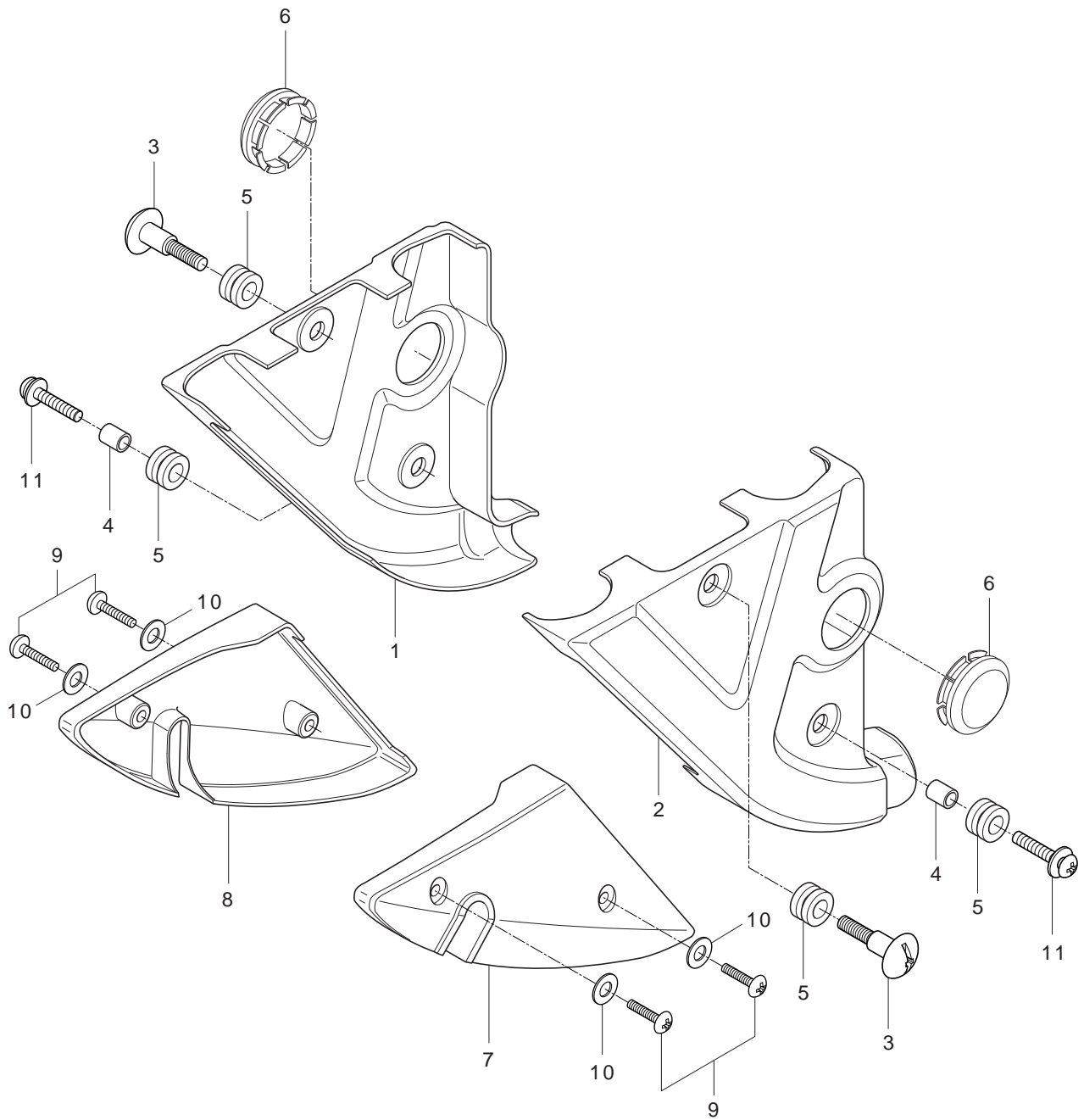


FIG 49. FRAME COVER

REF.			PARTS NAME	Q`TY	REMARKS
NO.	SEU01/SS01	SF01/SG01			
1	47121HG5101	47121HG5101	COVER, side lower R	1	
2	47221HG5101	47221HG5101	COVER, side lower L	1	
3	48242HE6100	48242HE6100	BOLT, side lower cover upper(M6*22)	2	
4	09180-06011	09180-06011	SPACER, side lower cover lower	2	
5	09320-09016	09320-09016	CUSHION, sider lower cover	4	
6	47125HG5100	47125HG5100	CAP, rear swinging arm pivot	2	
7	47131HG5101	47131HG5101	COVER, side lower rear RH	1	
8	47231HG5101	47231HG5101	COVER, side lower rear LH	1	
9	02142-05308	02142-05308	SCREW, side lower cover rear(M5*30)	4	
10	08322-21058	08322-21058	WASHER, side lower cover rear	4	
11	09136-06022	09136-06022	SCREW, side lower cover lower(M6*20)	2	

FIG 50

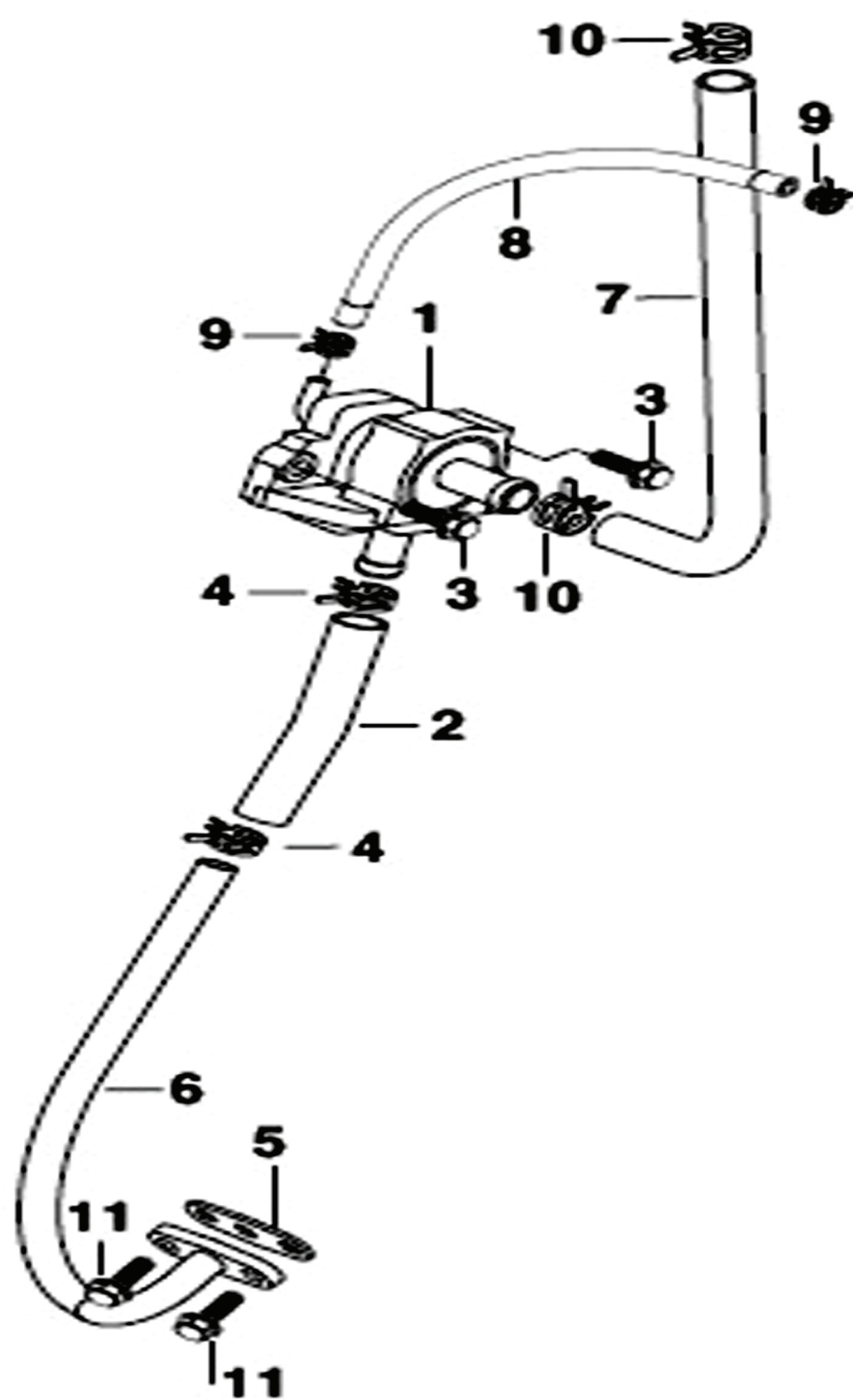


FIG 50. 2ND AIR VALVE

REF.			PARTS NAME	Q`TY	REMARKS
NO.	SEU01/SS01	SF01/SG01			
1	18500HN9100	18500HN9100	VALVE ASS'Y, 2ND AIR VALVE	1	
2	18631HJ8290	18631HJ8290	HOSE, 2ND AIR PIPE	1	
3	01547-06208	01547-06208	BOLT, 2ND AIR VALVE	2	
4	09401H13401	09401H13401	CLAMP,2ND AIR PIPE HOSE	2	
5	18615HN9101	18615HN9101	GASKET , 2ND AIR	1	
6	18610HJ8290	18610HJ8290	PIPE COMP, 2ND AIR VALVE	1	
7	18651HJ8290	18651HJ8290	HOSE, 2ND AIR CLEANER RH	1	
8	09352-50832-240	09352-50832-240	HOSE, 2ND AIR VACCUM FRONT	1	
9	09491H14401	09491H14401	CLAMP, 2ND AIR CLEANER HOSE	2	
10	09401H08401	09401H08401	CLAMP, 2ND VACCUM HOSE	2	
11	09128-06005	09128-06005	BOLT, 2ND AIR PIPE	2	