

PREFACE

- 1.This master price list of RT125 was newly prepared and the prices herein will be effective on orders received by us and after February 28, 2003.
Any price list of RT125 issued previously is no longer valid.
- 2.This master price list is based on US\$ and EUR, and the prices are per a piece, not per sales unit.
- 3.Prices and sales unit in this master price list may be changed without prior notice.

HYOSUNG MOTORS & MACHINERY INC.

REFERENCE

1. Table of specification classified by special country code (registered in Feb. 28, 2003)

- 1) MEU01 : FRANCE, GREECE, ITALY, PORTUGAL, SPAIN, SWEDEN, REUNION
- 2) MG01 : GERMANY
- 3) PEN01 : ENGLANDN

2. Special demand

When you order plastic covers including Fuel tank, please add color code to the end of parts number and it will be helpful to register your parts order.

※ Color code : CDB(Deep Blue), CLR(Light Red), CSY(Colored Science Yellow)

HYOSUNG MOTORS & MACHINERY INC.

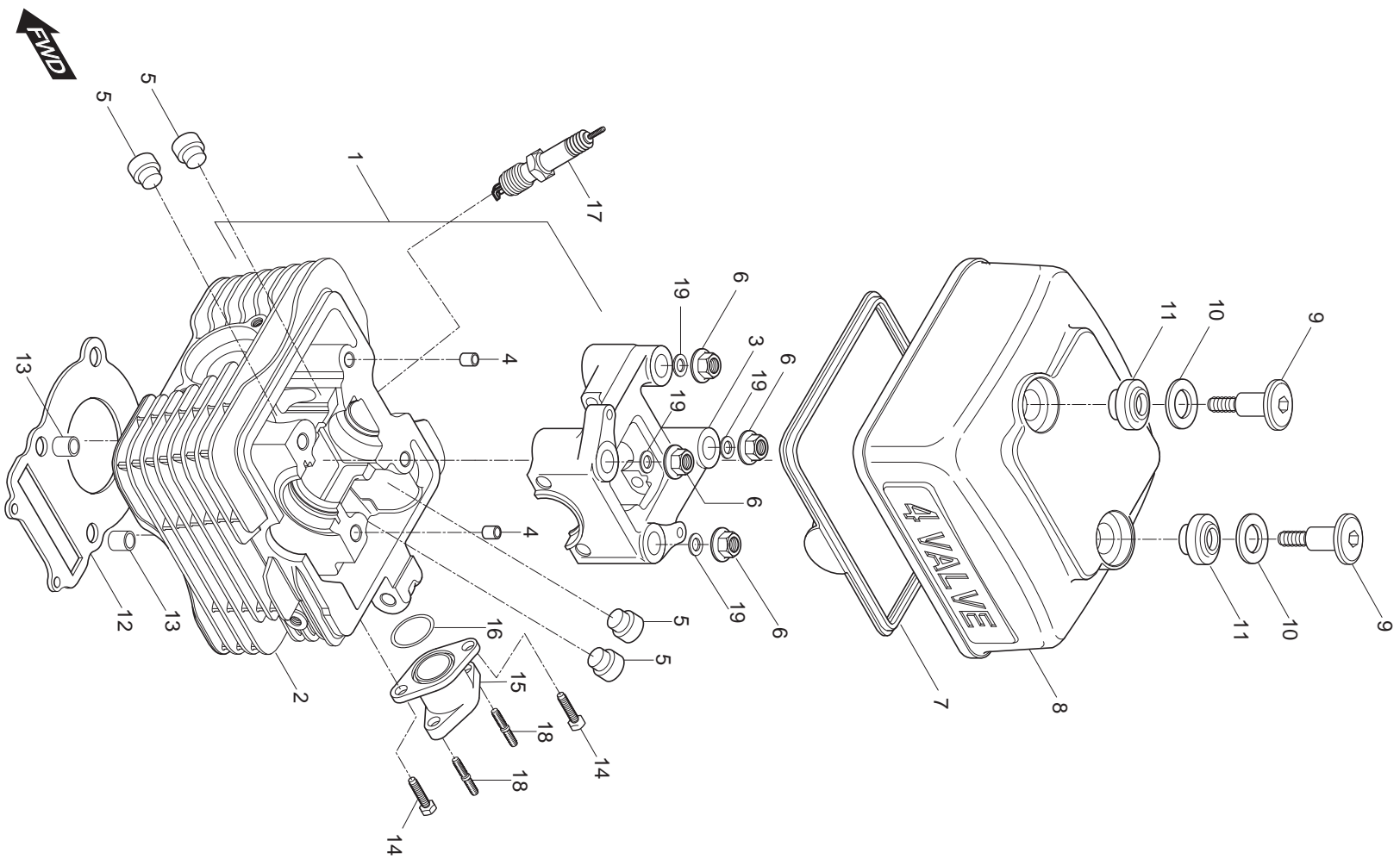


FIG 1. CYLINDER HEAD

REF. PARTS NO.						PARTS NAME	Q'TY	REMARKS	REC.Q'TY / 100 Motorcycles
NO.	DOMESTIC	MEU01	PEN01	MG01	PSA01				(PCS)
1	11100HM5410PCH	11100HM5802PCH	11100HM5450PCH	11100HM5802PCH	11100HM5410PCH	HEAD ASS`Y, cylinder	1	~ KM4SF41A441201112	5
		11100HM5450PCH		11100HM5450PCH		HEAD ASS`Y, cylinder	1	KM4SF41A441201113 ~	5
2	11110HM5400PCH	11110HM5400PCH	11110HM5400PCH	11110HM5400PCH	11110HM5400PCH	HEAD COMP, cylinder	1		
3	11130HD6303PCH	11130HD6303PCH	11130HD6303PCH	11130HD6303PCH	11130HD6303PCH	HOLDER COMP, camshaft	1		
4	04213-11169	04213-11169	04213-11169	04213-11169	04213-11169	KNOCK PIN, camshaft holder	2		
5	09289-05008	09289-05008	09289-05008	09289-05008	09289-05008	OIL SEAL, valve stem	4		
6	09159-08031	09159-08031	09159-08031	09159-08031	09159-08031	NUT, cylinder head(M8)	4		4
7	11173HD6302	11173HD6302	11173HD6302	11173HD6302	11173HD6302	GASKET, cylinder head cover	1		5
8	11171HF4601121	11171HF4601121	11171HF4601121	11171HF4601121	11171HF4601121	COVER, cylinder head	1		5
9	09106H07009	09106H07009	09106H07009	09106H07009	09106H07009	BOLT, cylinder head cover(M7x18)	2		4
10	11124H93B11	11124H93B11	11124H93B11	11124H93B11	11124H93B11	WASHER, cylinder head cover bolt	2		4
11	11123H93B01	11123H93B01	11123H93B01	11123H93B01	11123H93B01	PACKING, cylinder head cover bol	2		
12	11141H93B01	11141H93B01	11141HG5800	11141H93B01	11141HG5800	GASKET, cylinder head	1	~ KM4SF41A441201112	5
12~1	11141HG5800	11141HG5800		11141HG5800		GASKET, cylinder head	1	KM4SF41A441201113 ~	5
13	04213-11169	04213-11169	04213-11169	04213-11169	04213-11169	KNOCK PIN, cylinder head	2		
14	09128-06005	09128-06005	09128-06005	09128-06005	09128-06005	BOLT, intake pipe(M6x20)	1		2
14-1	09128-06005	09139H06021	09139H06021	09139H06021	09128-06005	SCREW, intake pipe(M6x20)	1		2
15	13110HG5802	13110HG5802	13110HG5870	13110HG5802	13110HG5802	PIPE COMP, intake	1	~ KM4SF41A441201112	5
15~1		13110HG5870		13110HG5870		PIPE COMP, intake	1	KM4SF41A441201113 ~	5
16	09280H32006	09280H32006	09280H32006	09280H32006	09280H32006	O-RING, intake pipe	1		5
17	09482-00248	09482-01248	09482-01248	09482-01248	09482-00248	PLUG, spark C8EH-9	1		5
18	01421-06168	01421-06168	01421-06168	01421-06168	01421-06168	STUD BOLT, intake pipe(M6x16)	1		5
18-1	01421-06168	09139H06021	09139H06021	09139H06021	01421-06168	SCREW, intake pipe(M6x16)	1		
19	09168-08021	09168-08021	09168-08021	09168-08021	09168-08021	GASKET, cylinder head nut	4		12

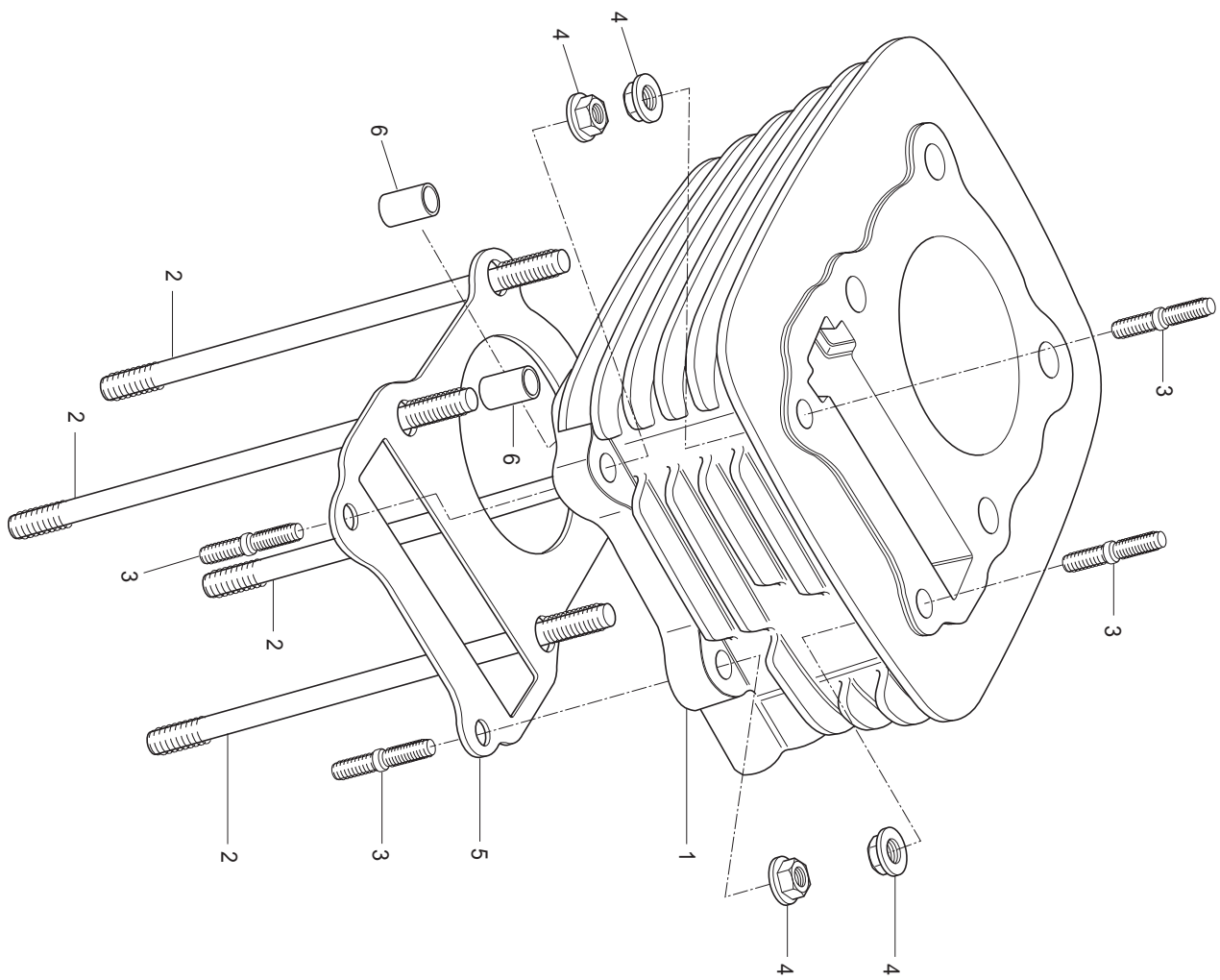


FIG 2. CYLINDER

REF. PARTS NO.						PARTS NAME	Q'TY	REMARKS	REC.Q'TY
NO.	DOMESTIC	MEU01	PEN01	MG01	PSA01				(PCS)
1	11210HF4600PCY	11210HF4600PCY		11210HF4600PCY	11210HF4600PCY	CYLINDER COMP	1	~ KM4MSF41A44120112	5
1~1		11210HM5450PCY	11210HM5450PCY	11210HM5450PCY		CYLINDER COMP	1	KM4MSF41A44120113 ~	5
2	09108H08175	09108H08175	09108H08175	09108H08175	09108H08175	STUD BOLT(L=224)	4		12
3	01421-06258	01421-06258	01421-06258	01421-06258	01421-06258	STUD BOLT(M6x25)	4		12
4	08316-16068	08316-16068	08316-16068	08316-16068	08316-16068	NUT(M16)	4		
5	11241H05201	11241H05201	11241H05201	11241H05201	11241H05201	GASKET, cylinder(NA)	1		5
6	04213-11149	04213-11149	04213-11149	04213-11149	04213-11149	KNOCK PIN, cylinder	2		

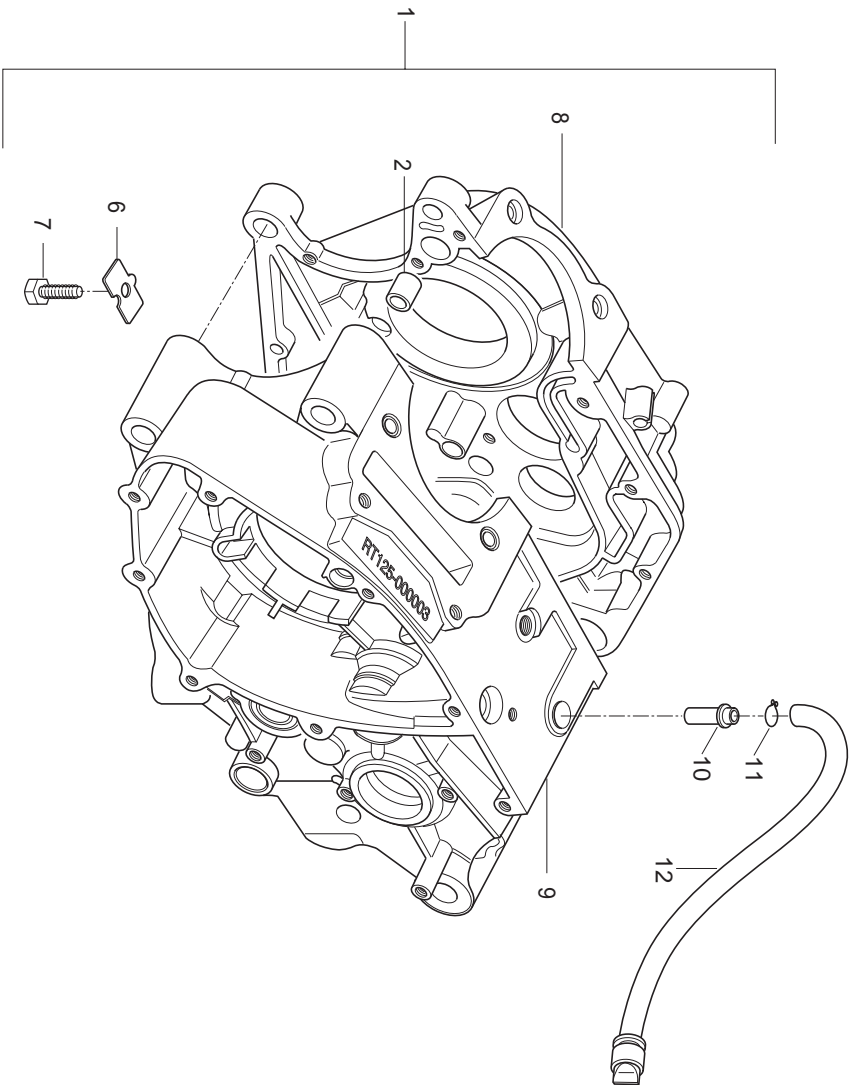
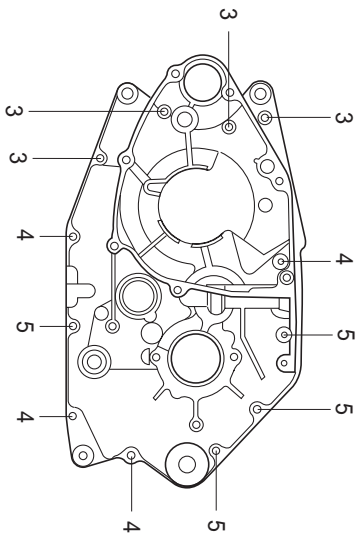
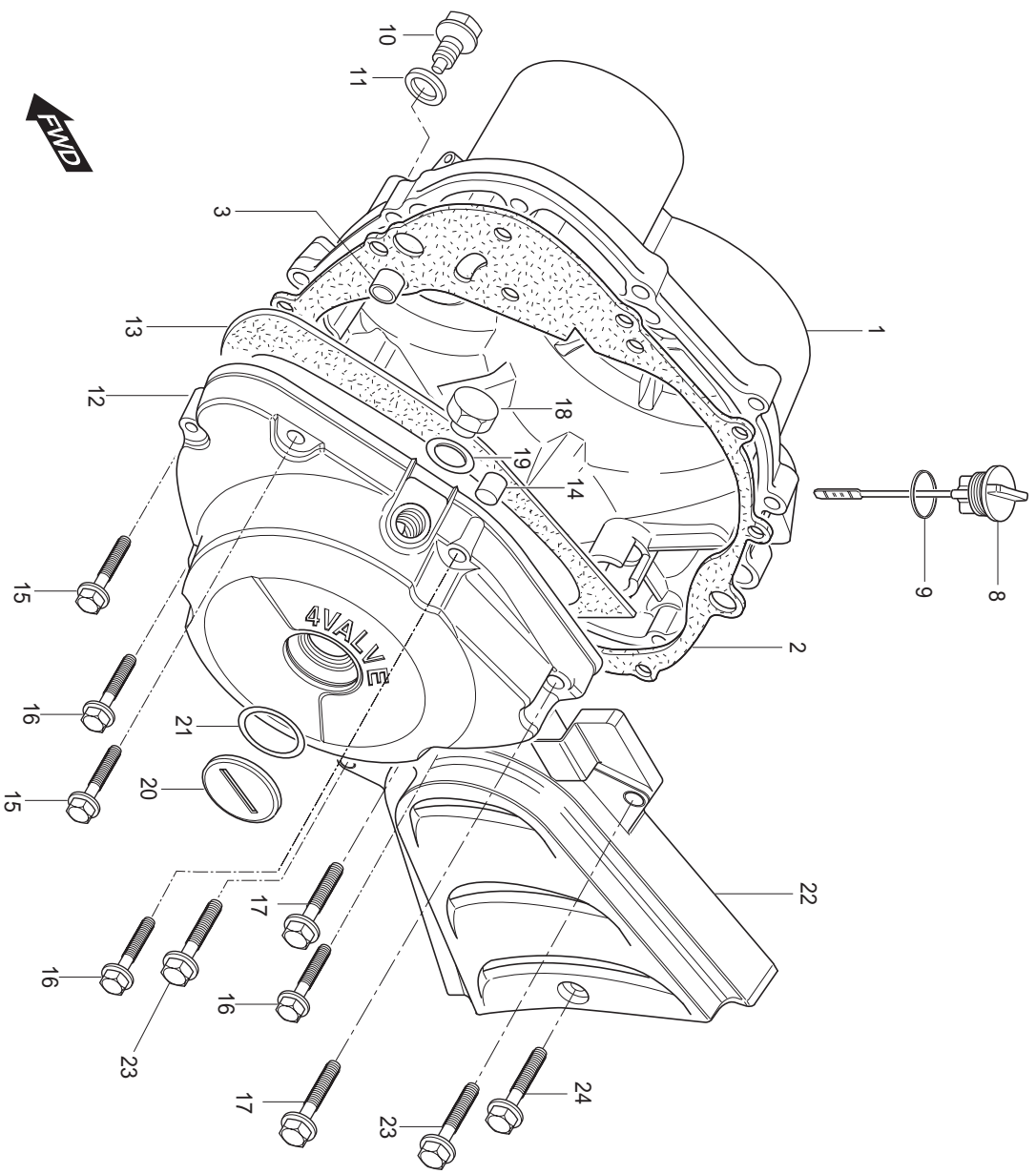
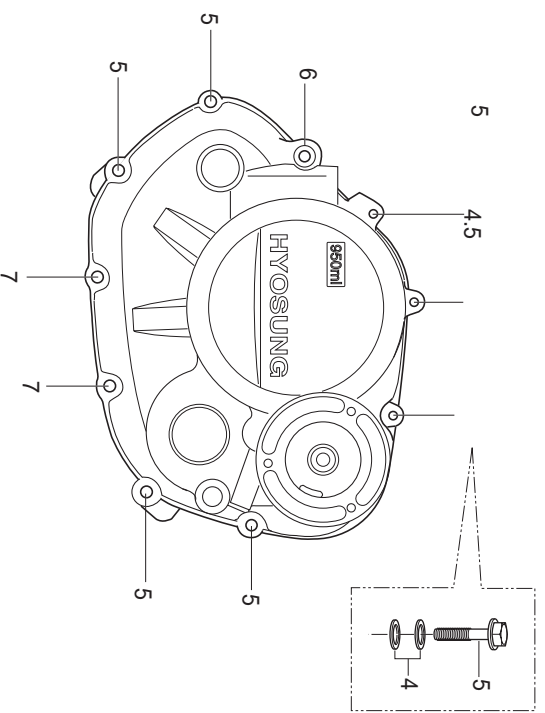


FIG 3. CRANK CASE

REF. PARTS NO.						PARTS NAME	Q'TY	REMARKS	REC.Q'TY
NO.	DOMESTIC	MEU01	PEN01	MG01	PSA01				(PCS)
1	11300HM5400HPA	11300HM5400HPA	11300HM5400HPA	11300HM5400HPA	11300HM5400HPA	CRANK CASE ASS'Y	1		
2	04213-13189	04213-13189	04213-13189	04213-13189	04213-13189	PIN, crank case	2		
3	01547-06558	01547-06558	01547-06558	01547-06558	01547-06558	BOLT(M6x55)	4		
4	01547-06608	01547-06608	01547-06608	01547-06608	01547-06608	BOLT(M6x60)	4		
5	01547-06758	01547-06758	01547-06758	01547-06758	01547-06758	BOLT(M6x75)	4		
6	11319-05200	11319-05200	11319-05200	11319-05200	11319-05200	PLATE, oil gallery plug	1		3
7	01107-06106	01107-06106	01107-06106	01107-06106	01107-06106	BOLT, oil gallery plate(M6x10)	1		12
8	11310HM5400PCC	11310HM5400PCC	11310HM5400PCC	11310HM5400PCC	11310HM5400PCC	CRANK CASE, R	1		5
9	11320HM5400PCC	11320HM5400PCC	11320HM5400PCC	11320HM5400PCC	11320HM5400PCC	CRANK CASE, L	1		5
10	09364-12001	09364-12001	09364-12001	09364-12001	09364-12001	UNION, breather hose	1		
11	09401-14301	09401-14301	09401-14301	09401-14301	09401-14301	CLAMP, breather drain cap	1		5
12	13870H29B00	13870H29B00	13870H29B00	13870H29B00	13870H29B00	CAP COMP, breather drain	1		



FWD

FIG 4. CRANK CASE COVER

REF. PARTS NO.						PARTS NAME	Q'TY	REMARKS	REC.Q'TY
NO.	DOMESTIC	MEU01	PEN01	MG01	PSA01				(PCS)
1	11340HG5801121	11340HG5801121	11340HG5801121	11340HG5801121	11340HG5801121	COVER COMP, clutch	1		5
2	11482H05211	11482H05211	11482H05211	11482H05211	11482H05211	GASKET, clutch cover(NA)	1		10
3	04213-13189	04213-13189	04213-13189	04213-13189	04213-13189	PIN, clutch cover	2		
4	09168H06009	09168H06009	09168H06009	09168H06009	09168H06009	GASKET, clutch cover bolt	2		
5	01547-06303	01547-06303	01547-06303	01547-06303	01547-06303	BOLT, clutch cover(M6x30)	7		
6	01547-06453	01547-06453	01547-06453	01547-06453	01547-06453	BOLT, clutch cover(M6x45)	1		30
7	01547-06403	01547-06403	01547-06403	01547-06403	01547-06403	BOLT, clutch cover(M6x40)	2		20
8	11971HE6100	11971HE6100	11971HE6100	11971HE6100	11971HE6100	PLUG, engine oil filler		~KMSF41A151202106	5
8~1	11971HN6400	11971HN6400	11971HN6400	11971HN6400	11971HN6400	PLUG, engine oil filler	1	KMSF41A151202107~	
9	09280-17003	09280-17003	09280-17003	09280-17003	09280-17003	O-RING, engine oil filler plug	1		
10	09247-14026	09247-14026	09247-14026	09247-14026	09247-14026	PLUG, oil check	1		
11	09168H14003	09168H14003	09168H14003	09168H14003	09168H14003	GASKET, oil check plug	1		
12	11351HG5802121	11351HG5802121	11351HG5802121	11351HG5802121	11351HG5802121	COVER, magneto	1		5
13	11483H05301	11483H05301	11483H05301	11483H05301	11483H05301	GASKET, magneto cover(NA)	1		5
14	04213-09129	04213-09129	04213-09129	04213-09129	04213-09129	PIN, magneto cover	1		
15	01547-06303	01547-06303	01547-06303	01547-06303	01547-06303	BOLT, magneto cover(M6x30)	2		
16	01547-06353	01547-06353	01547-06353	01547-06353	01547-06353	BOLT, magneto cover(M6x35)	3		50
17	01547-06453	01547-06453	01547-06453	01547-06453	01547-06453	BOLT, magneto cover(M6x45)	2		
18	09247H12102	09247H12102	09247H12102	09247H12102	09247H12102	PLUG, T.D.C.	1		
19	09168H12003	09168H12003	09168H12003	09168H12003	09168H12003	GASKET, T.D.C. plug	1		10
20	09259-26015121	09259-26015121	09259-26015121	09259-26015121	09259-26015121	PLUG, crank shaft hole	1		5
21	09280-22008	09280-22008	09280-22008	09280-22008	09280-22008	O-RING	1		
22	11361HM5401121	11361HM5401121	11361HM5401121	11361HM5401121	11361HM5401121	COVER, engine sprocket	1		5
23	01547-06453	01547-06453	01547-06453	01547-06453	01547-06453	BOLT, engine sprocket cover(M6x45)	2		
24	01547-06808	01547-06808	01547-06808	01547-06808	01547-06808	BOLT, engine sprocket cover(M6x40)	1		

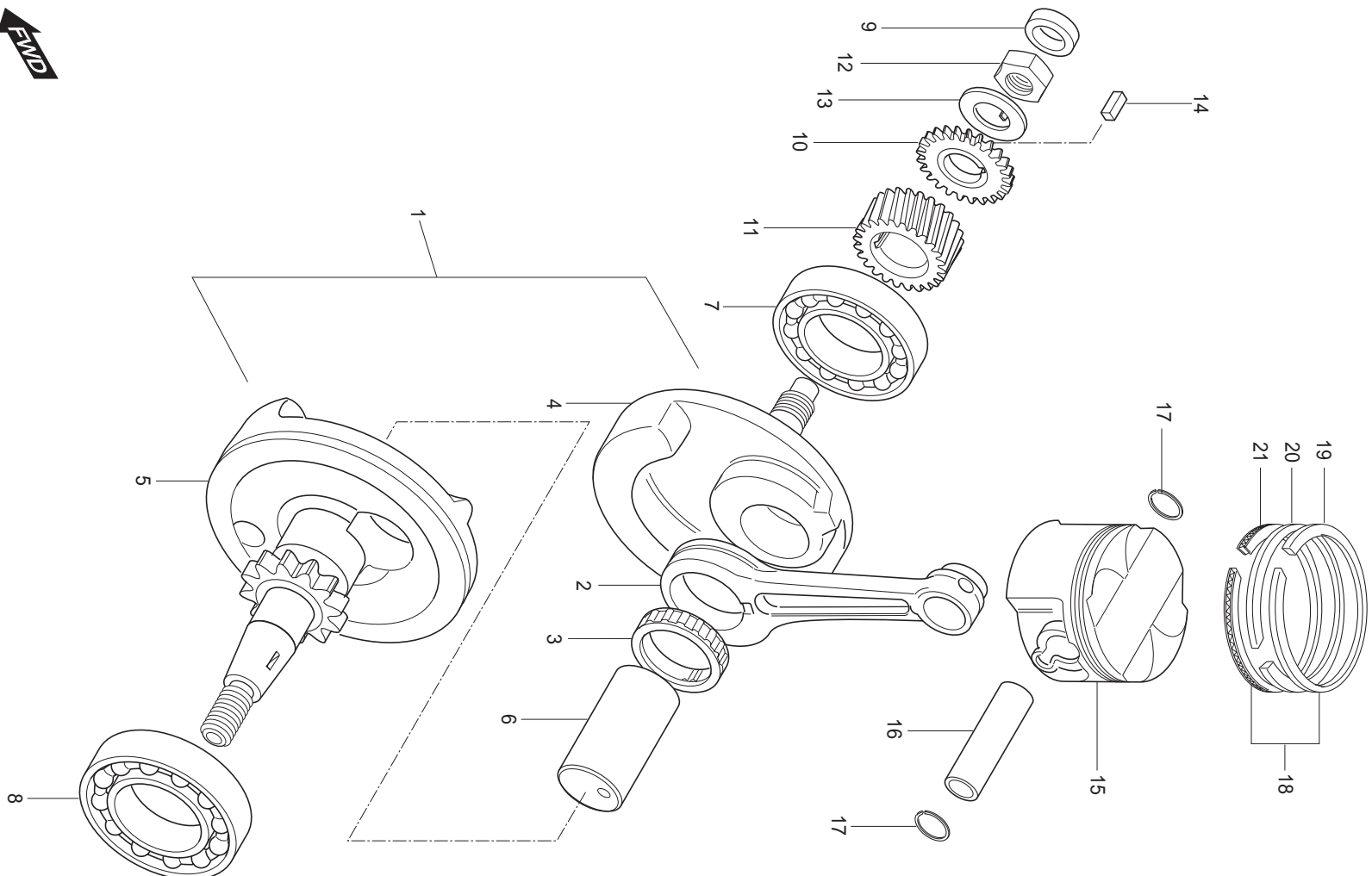


FIG 5. CRANK SHAFT

REF. PARTS NO.						PARTS NAME	Q'TY	REMARKS	REC.Q'TY
NO.	DOMESTIC	MEU01	PEN01	MG01	PSA01				(PCS)
1	12200HD6301HPA	12200HD6301HPA	12200HD6301HPA	12200HD6301HPA	12200HD6301HPA	CRANK SHAFT ASS'Y	1		5
2	12161HD6301	12161HD6301	12161HD6301	12161HD6301	12161HD6301	ROD, connecting	1		
3	09263H30003	09263H30003	09263H30003	09263H30003	09263H30003	BEARING, crank pin(30x39x16)	1		
4	12221HF4600CSA	12221HF4600CSA	12221HF4600CSA	12221HF4600CSA	12221HF4600CSA	CRANK SHAFT, R	1		
5	12261H35C02CSA	12261H35C02CSA	12261H35C02CSA	12261H35C02CSA	12261H35C02CSA	CRANK SHAFT, L	1		
6	12211HF4600	12211HF4600	12211HF4600	12211HF4600	12211HF4600	PIN, crank	1		
7	09262H28003	09262H28003	09262H28003	09262H28003	09262H28003	BEARING, crank shaft R(28x68x18)	1		10
8	09262H350A6OAO	09262H350A6OAO	09262H350A6OAO	09262H350A6OAO	09262H350A6OAO	BEARING, crank shaft L(6207)	1		10
9	09282-12001	09282-12001	09282-12001	09282-12001	09282-12001	OIL SEAL, crank shaft R	1		
10	16321-04B01	16321-04B01	16321-04B01	16321-04B01	16321-04B01	GEAR, oil pump drive	1		
11	21111HD6300	21111HD6300	21111HD6300	21111HD6300	21111HD6300	GEAR, primary drive	1		1
12	09140-16019	09140-16019	09140-16019	09140-16019	09140-16019	NUT, primary drive gear(M16)	1		
13	09166-16012	09166-16012	09166-16012	09166-16012	09166-16012	WASHER, primary drive gear	1		
14	09421-04004	09421-04004	09421-04004	09421-04004	09421-04004	KEY	1		
15	12111HD6301PPS	12111HD6301PPS	12111HD6301PPS	12111HD6301PPS	12111HD6301PPS	PISTON	1		5
16	12151-30B00	12151-30B00	12151-30B00	12151-30B00	12151-30B00	PIN, piston	1		
17	09381-15001	09381-15001	09381-15001	09381-15001	09381-15001	CIRCLIP, piston pin	2		
18	12140-16E00	12140-16E00	12140-16E00	12140-16E00	12140-16E00	RING SET, piston	1	NOT SALE	
19	12141-16E00	12141-16E00	12141-16E00	12141-16E00	12141-16E00	RING, piston 1st	1		5
20	12142-16E00	12142-16E00	12142-16E00	12142-16E00	12142-16E00	RING, piston 2nd	1		5
21	12144-16E00	12144-16E00	12144-16E00	12144-16E00	12144-16E00	RING, piston oil	1		5

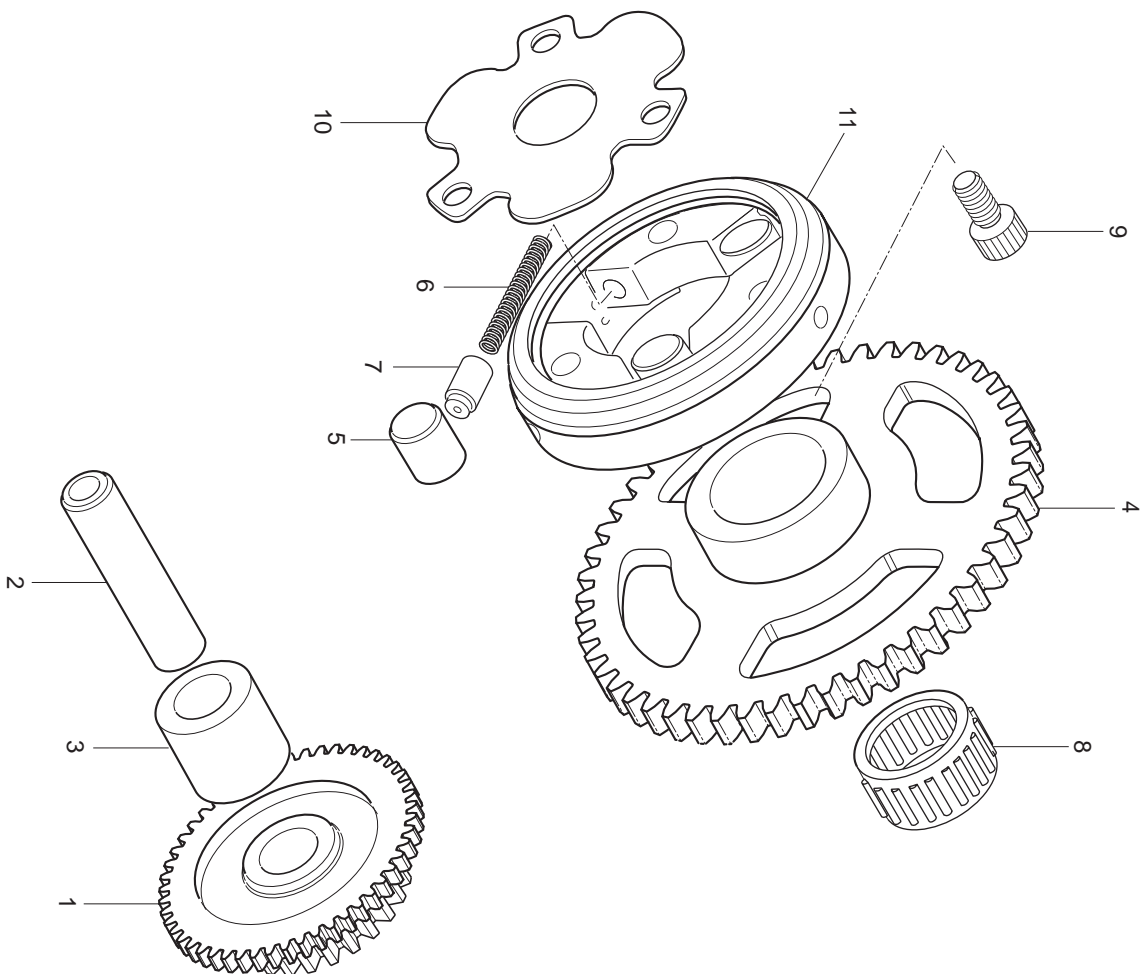


FIG 6. STARTER CLUTCH

REF. PARTS NO.						PARTS NAME	Q'TY	REMARKS	REC.Q'TY
NO.	DOMESTIC	MEU01	PEN01	MG01	PSA01				(PCS)
1	12611-05300	12611-05300	12611-05300	12611-05300	12611-05300	GEAR, starter idle	1		1
2	09206-13003	09206-13003	09206-13003	09206-13003	09206-13003	PIN, starter idle gear	1		1
3	09180-13006	09180-13006	09180-13006	09180-13006	09180-13006	SPACER, starter idle gear	1		1
4	12620-05303	12620-05303	12620-05303	12620-05303	12620-05303	GEAR COMP, starter clutch	1		1
5	09261-10003	09261-10003	09261-10003	09261-10003	09261-10003	ROLLER, starter clutch	3		15
6	09440-03004	09440-03004	09440-03004	09440-03004	09440-03004	SPRING, starter clutch	3		15
7	12633-05300	12633-05300	12633-05300	12633-05300	12633-05300	PIECE, starter clutch	3		15
8	09263-22031	09263-22031	09263-22031	09263-22031	09263-22031	BEARING, starter clutch gear(22x2	1		
9	09106-06030	09106-06030	09106-06030	09106-06030	09106-06030	BOLT, starter clutch(M6x16)	3		
10	12649-05300	12649-05300	12649-05300	12649-05300	12649-05300	SHIM, starter clutch hub	1		
11	12630-29B00	12630-29B00	12630-29B00	12630-29B00	12630-29B00	HUB COMP, starter clutch	1		5

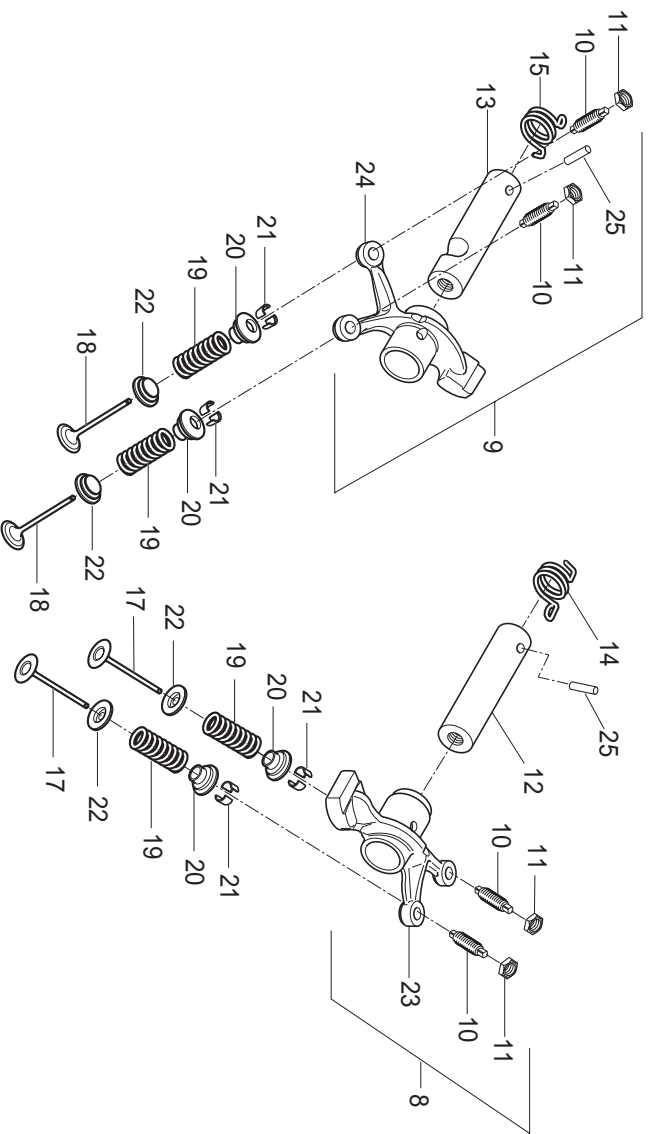
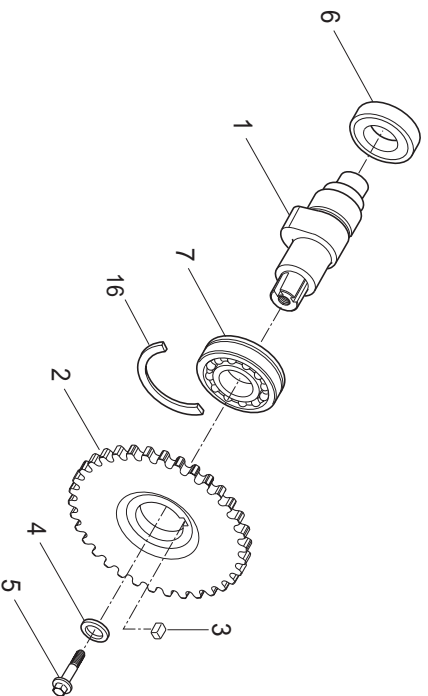


FIG 7. CAM SHAFT

REF. PARTS NO.						PARTS NAME	Q'TY	REMARKS	REC.Q'TY
NO.	DOMESTIC	MEU01	PEN01	MG01	PSA01				(PCS)
1	12711HD6302888	12711HD6302888	12711HD6302888	12711HD6302888	12711HD6302888	CAMSHAFT	1		2
2	12741HD6301	12741HD6301	12741HD6301	12741HD6301	12741HD6301	SPROCKET, camshaft	1		
3	09421H04004	09421H04004	09421H04004	09421H04004	09421H04004	KEY, camshaft	1		
4	09160H08016	09160H08016	09160H08016	09160H08016	09160H08016	WASHER, sprocket center	1		
5	09103H08007	09103H08007	09103H08007	09103H08007	09103H08007	BOLT, camshaft center(M8x23)	1		
6	09262H17002	09262H17002	09262H17002	09262H17002	09262H17002	BEARING, camshaft No.1(17x35x1)	1		
7	09269H17003	09269H17003	09269H17003	09269H17003	09269H17003	BEARING, camshaft No.2(17x40x1)	1		
8	12840HD6300	12840HD6300	12840HD6300	12840HD6300	12840HD6300	ARM COMP, intake valve rocker	1		
9	12850HD6300	12850HD6300	12850HD6300	12850HD6300	12850HD6300	ARM COMP, exhaust valve rocker	1		
10	12842-49201	12842-49201	12842-49201	12842-49201	12842-49201	SCREW, tappet adjuster			
11	12843-27A00	12843-27A00	12843-27A00	12843-27A00	12843-27A00	NUT, tappet adjuster			
12	12861HD6300	12861HD6300	12861HD6300	12861HD6300	12861HD6300	SHAFT, valve rocker arm No.1	1		
13	12871HD6300	12871HD6300	12871HD6300	12871HD6300	12871HD6300	SHAFT, valve rocker arm No.2	1		
14	09448H17008	09448H17008	09448H17008	09448H17008	09448H17008	SPRING, valve rocker arm No.1	1		
15	09448H17009	09448H17009	09448H17009	09448H17009	09448H17009	SPRING, valve rocker arm No.2	1		
16	09390H38001	09390H38001	09390H38001	09390H38001	09390H38001	CIRCLIP, camshaft bearing No.2	1		
17	12911HD6300	12911HD6300	12911HD6300	12911HD6300	12911HD6300	VALVE, intake	2		
18	12912HD6300	12912HD6300	12912HD6300	12912HD6300	12912HD6300	VALVE, exhaust	2		
19	12921HD6300	12921HD6300	12921HD6300	12921HD6300	12921HD6300	SPRING SET, valve	4		
20	12931HD6300	12931HD6300	12931HD6300	12931HD6300	12931HD6300	RETAINER, valve spring	4		
21	12932HD6300	12932HD6300	12932HD6300	12932HD6300	12932HD6300	COTTER, valve	8		
22	12933HD6300	12933HD6300	12933HD6300	12933HD6300	12933HD6300	SEAT, valve spring	4		
23	12840HD6300	12840HD6300	12840HD6300	12840HD6300	12840HD6300	ARM, intake valve rocker	1		
24	12850HD6300	12850HD6300	12850HD6300	12850HD6300	12850HD6300	ARM COMP, exhaust valve rocker	1		
25	09202H04002	09202H04002	09202H04002	09202H04002	09202H04002	PIN, rocker arm shaft	2		10

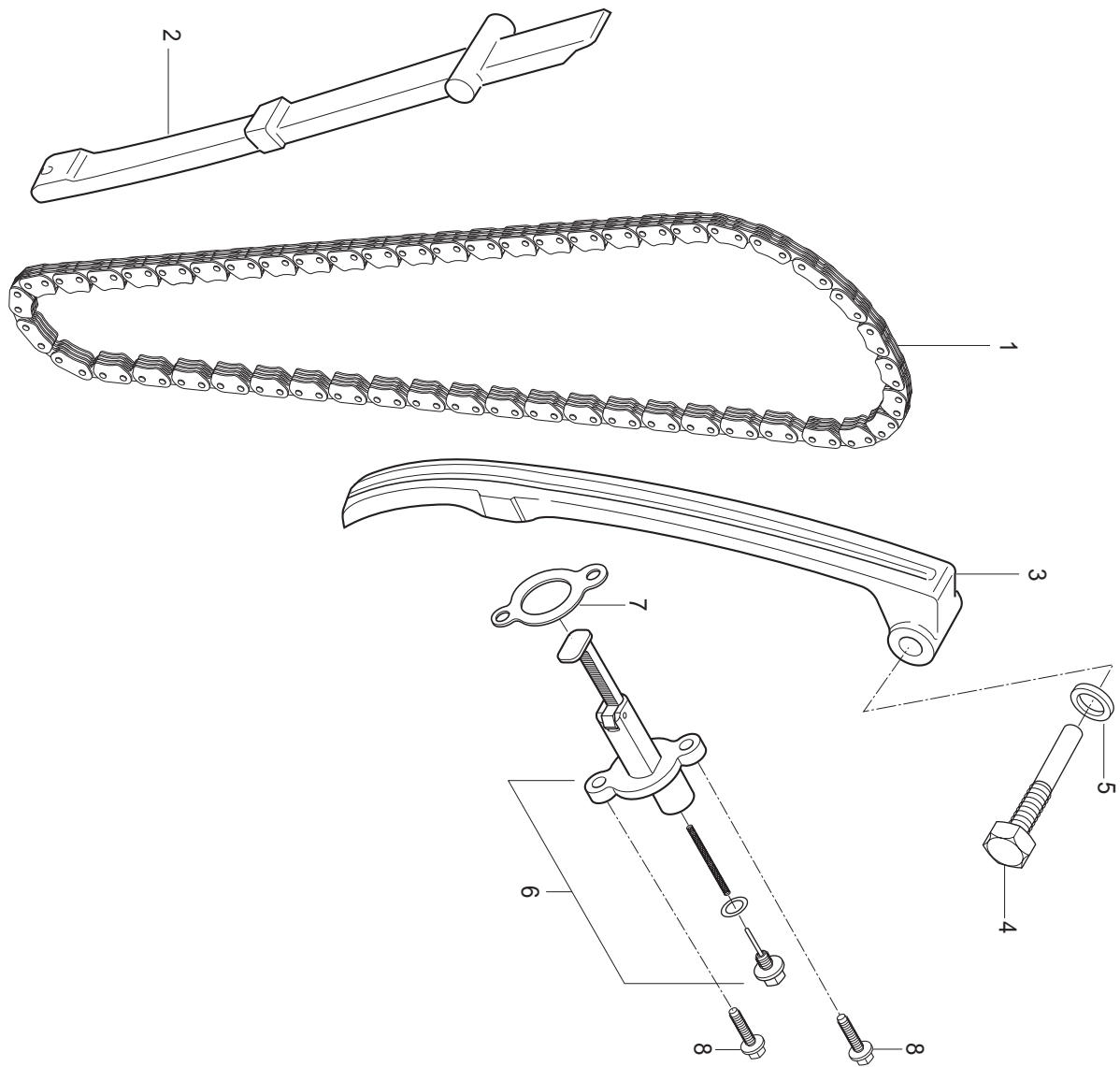


FIG 8. CAM CHAIN

REF. PARTS NO.						PARTS NAME	Q'TY	REMARKS	REC.Q'TY
NO.	DOMESTIC	MEU01	PEN01	MG01	PSA01				(PCS)
1	12760HD6300	12760HD6300	12760HD6300	12760HD6300	12760HD6300	SILENT LINK, camshaft drive(98 l	1		1
2	12771HD6300	12771HD6300	12771HD6300	12771HD6300	12771HD6300	GUIDE, cam link	1		2
3	12811HD6300	12811HD6300	12811HD6300	12811HD6300	12811HD6300	TENSIONER, cam link	1		2
4	12812-32410	12812-32410	12812-32410	12812-32410	12812-32410	BOLT, cam link tensioner(M8x40)	1		1
5	09168-08008	09168-08008	09168-08008	09168-08008	09168-08008	WASHER, cam link tensioner bolt	1		5
6	12830H93B00	12830H93B00	12830H93B00	12830H93B00	12830H93B00	ADJUSTER ASS`Y, tensioner	1		1
7	12837H19B11	12837H19B11	12837H19B11	12837H19B11	12837H19B11	GASKET, tensioner adjuster(NA)	1		5
8	01104-06208	01104-06208	01104-06208	01104-06208	01104-06208	BOLT, tensioner adjuster(M6x20)	2		6

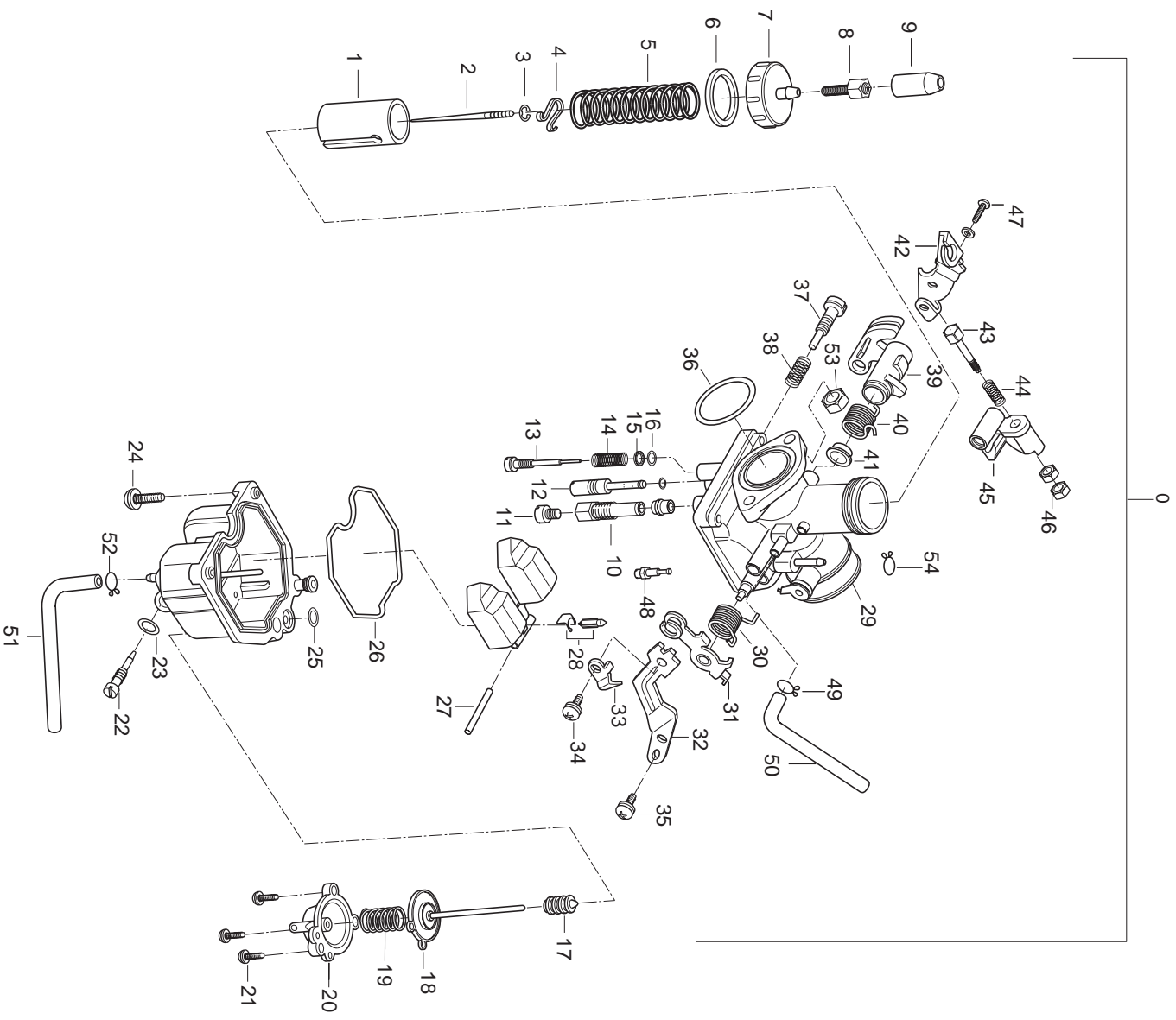


FIG 9. CARBURETOR ASS'Y

REF. PARTS NO.						PARTS NAME	Q'TY	REMARKS	REC.Q'TY
NO.	DOMESTIC	MEU01	PEN01	MG01	PSA01				(PCS)
0	13200HM5400	13200HM5400	13200HM5450	13200HM5400	13200HM5400	CARBURETOR ASS'Y	1	~ KM4SF41A441201112	5
0~1		13200HM5450		13200HM5450		CARBURETOR ASS'Y	1	KM4SF41A441201113 ~	5
1	13551HG5800	13551HG5800	13551HG5800	13551HG5800	13551HG5800	VALVE, throttle	1		
2	13383HM5400	13383HM5400	13383HM5400	13383HM5400	13383HM5400	NEEDLE, jet	1		
3	13533HG5800	13533HG5800	13533HG5800	13533HG5800	13533HG5800	E-RING, throttle valve	1		
4	13581H93B00	13581H93B00	13581H93B00	13581H93B00	13581H93B00	CLIP	1		
5	13573H93B00	13573H93B00	13573H93B00	13573H93B00	13573H93B00	SPRING, throttle valve	1		
6	13249H93B00	13249H93B00	13249H93B00	13249H93B00	13249H93B00	GASKET, top cover	1		
7	13261H93B00	13261H93B00	13261H93B00	13261H93B00	13261H93B00	COVER, top	1		
8	13577H93B00	13577H93B00	13577H93B00	13577H93B00	13577H93B00	ADJUSTER, throttle cable	1	NOT SALE	
9	13681H93B00	13681H93B00	13681H93B00	13681H93B00	13681H93B00	CAP, carburetor top	1		
10	09494HG5800	09494HG5800	09494HG5800	09494HG5800	09494HG5800	JET, needle	1		
11	09491HM5400	09491HM5400	09491HM5400	09491HM5400	09491HM5400	JET, main	1		
12	09492HM5400	09492HM5400	09492HM5400	09492HM5400	09492HM5400	JET, pilot	1		
13	13279HG5800	13279HG5800	13279HG5800	13279HG5800	13279HG5800	SCREW, pilot	1		
14	13268HG5800	13268HG5800	13268HG5800	13268HG5800	13268HG5800	SPRING, pilot screw	1		
15	13291HG5800	13291HG5800	13291HG5800	13291HG5800	13291HG5800	WASHER	1		
16	13295HG5800	13295HG5800	13295HG5800	13295HG5800	13295HG5800	O-RING	1		
17	13455H93B00	13455H93B00	13455H93B00	13455H93B00	13455H93B00	CAP, sealing	1		
18	13460HG5800	13460HG5800	13460HG5800	13460HG5800	13460HG5800	DIAPHRAGM COMP, pump	1		
19	13452H93B00	13452H93B00	13452H93B00	13452H93B00	13452H93B00	SPRING, pump diaphragm	1		
20	13450H93B00	13450H93B00	13450H93B00	13450H93B00	13450H93B00	COVER COMP, pump	1		
21	02112-44126	02112-44126	02112-44126	02112-44126	02112-44126	SCREW(M4x12)	3		
22	13247H93B00	13247H93B00	13247H93B00	13247H93B00	13247H93B00	SCREW, drain	1		
23	13278H93B00	13278H93B00	13278H93B00	13278H93B00	13278H93B00	O-RING, drain screw	1		
24	02112-44166	02112-44166	02112-44166	02112-44166	02112-44166	SCREW(M4x16)	3		

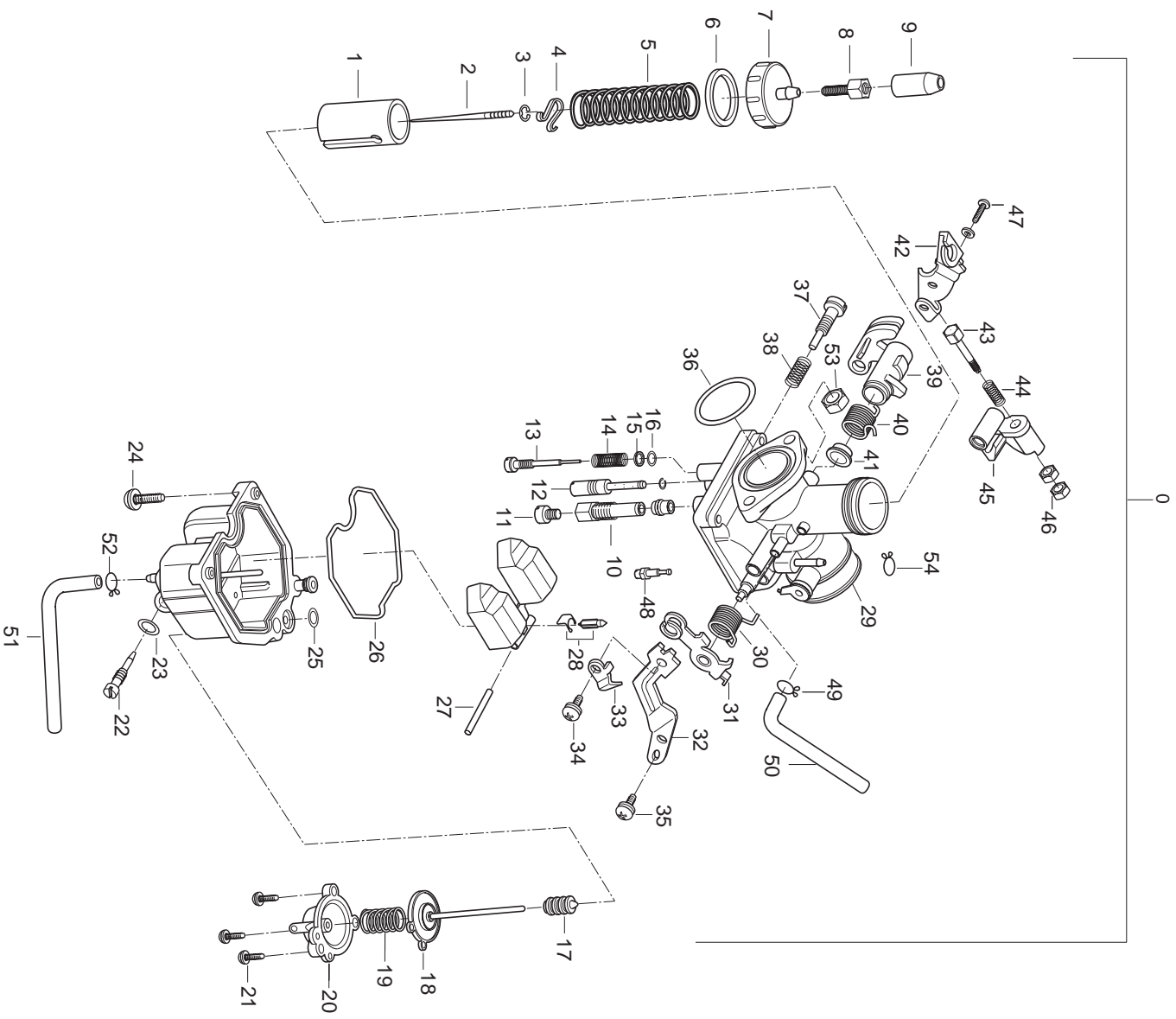


FIG 9. CARBURETOR ASS'Y

REF. PARTS NO.						PARTS NAME	Q'TY	REMARKS	REC.Q'TY
NO.	DOMESTIC	MEU01	PEN01	MG01	PSA01				(PCS)
25	13297H93B00	13297H93B00	13297H93B00	13297H93B00	13297H93B00	O-RING	1		
26	13258H93B00	13258H93B00	13258H93B00	13258H93B00	13258H93B00	GASKET, float chamber	1		
27	13250HG5800	13250HG5800	13250HG5800	13250HG5800	13250HG5800	FLOAT COMP	1		
28	13370HG5800	13370HG5800	13370HG5800	13370HG5800	13370HG5800	VALVE ASS'Y, needle	1		
29	13410H93B00	13410H93B00	13410H93B00	13410H93B00	13410H93B00	SHAFT ASS'Y, choke	1		
30	13472H93B00	13472H93B00	13472H93B00	13472H93B00	13472H93B00	SPRING	1		
31	13411H93B00	13411H93B00	13411H93B00	13411H93B00	13411H93B00	LEVER, choke	1		
32	13413H93B00	13413H93B00	13413H93B00	13413H93B00	13413H93B00	STAY, choke wire	1		
33	13415H93B00	13415H93B00	13415H93B00	13415H93B00	13415H93B00	PLATE, stay	1		
34	02112-45126	02112-45126	02112-45126	02112-45126	02112-45126	SCREW, stay plate(M5×12)	1		
35	02112-44086	02112-44086	02112-44086	02112-44086	02112-44086	SCREW, choke wire stay(M4×8)	1		
36	13277H93B00	13277H93B00	13277H93B00	13277H93B00	13277H93B00	O-RING	1		
37	13267H93B00	13267H93B00	13267H93B00	13267H93B00	13267H93B00	ADJUSTER, throttle valve stop	1		
38	13268H93B00	13268H93B00	13268H93B00	13268H93B00	13268H93B00	SPRING, throttle stop	1		
39	13441H93B00	13441H93B00	13441H93B00	13441H93B00	13441H93B00	PUMP ARM-B	1		
40	13443H93B00	13443H93B00	13443H93B00	13443H93B00	13443H93B00	SPRING, pump arm-b	1		
41	13442H93B00	13442H93B00	13442H93B00	13442H93B00	13442H93B00	GUIDE, pump arm-b spring	1		
42	13449H93B00	13449H93B00	13449H93B00	13449H93B00	13449H93B00	STAYPLATE, pump arm	1		
43	13447H93B00	13447H93B00	13447H93B00	13447H93B00	13447H93B00	ADJUSTER, pump	1		
44	13446H93B00	13446H93B00	13446H93B00	13446H93B00	13446H93B00	SPRING, pump arm-a	1		
45	13445H93B00	13445H93B00	13445H93B00	13445H93B00	13445H93B00	PUMP ARM-A	1		
46	08310-31046	08310-31046	08310-31046	08310-31046	08310-31046	NUT, pump adjuster	1		
47	02112-45146	02112-45146	02112-45146	02112-45146	02112-45146	SCREW, pump arm stay plate(M5×	1		
48	13448H93B00	13448H93B00	13448H93B00	13448H93B00	13448H93B00	NOZZLE, pump	1		
49	09401-08401	09401-08401	09401-08401	09401-08401	09401-08401	CLIP	1		

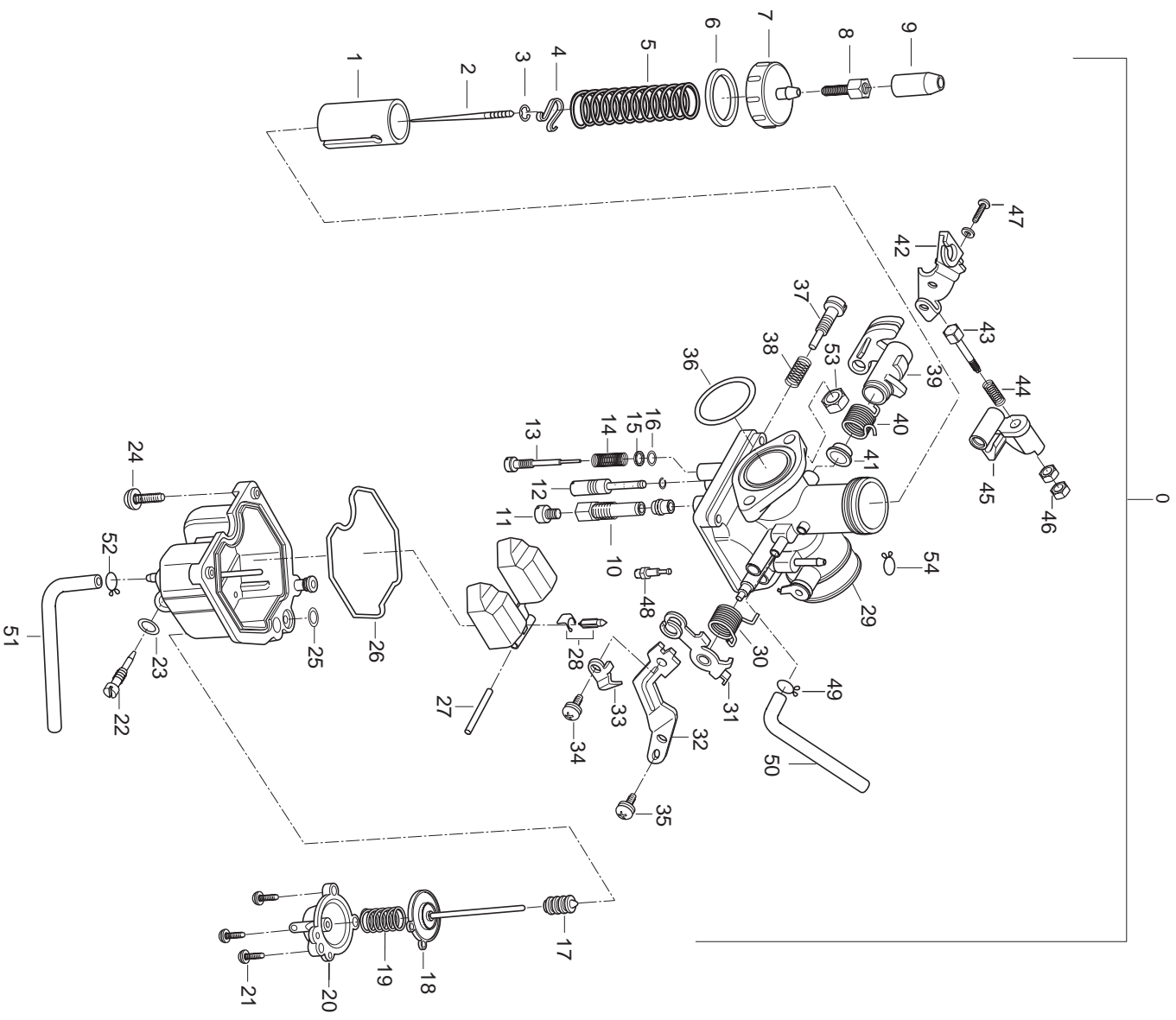
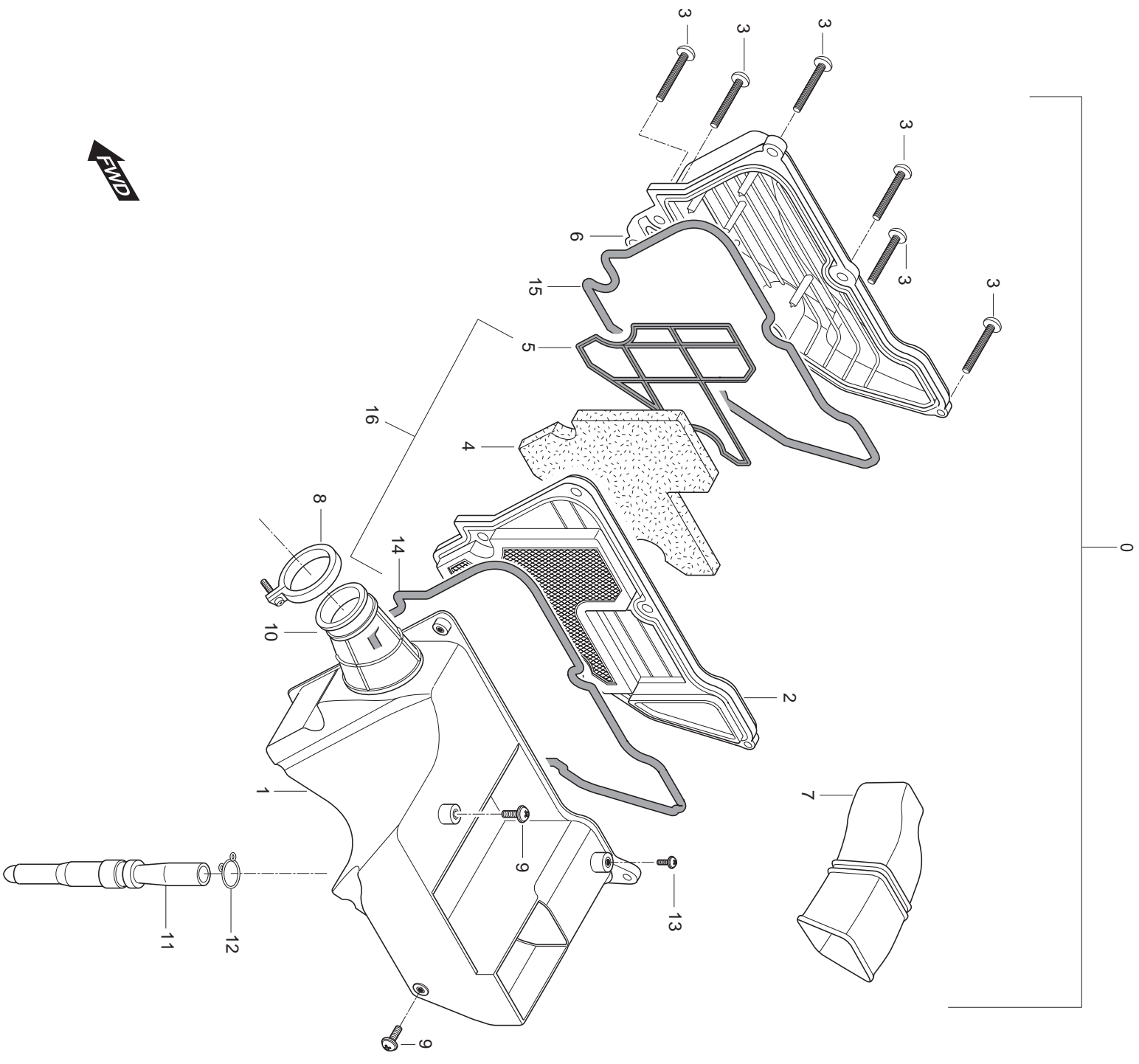


FIG 9. CARBURETOR ASS'Y

REF. PARTS NO.						PARTS NAME	Q'TY	REMARKS	REC.Q'TY
NO.	DOMESTIC	MEU01	PEN01	MG01	PSA01				(PCS)
50	13684H93B00	13684H93B00	13684H93B00	13684H93B00	13684H93B00	HOSE	1		
51	13683H93B00	13683H93B00	13683H93B00	13683H93B00	13683H93B00	HOSE	1		
52	09401-08401	09401-08401	09401-08401	09401-08401	09401-08401	CLIP	1		
53	08316-16068	08316-16068	08316-16068	08316-16068	08316-16068	NUT, carbureter(M6)	2		
54	09407-14403	09407-14403	09407-14403	09407-14403	09407-14403	CLAMP, carbureter air vent	1		



FWD

FIG 10. AIR CLEANER

REF. PARTS NO.						PARTS NAME	Q'TY	REMARKS	REC.Q'TY
NO.	DOMESTIC	MEU01	PEN01	MG01	PSA01				(PCS)
0	13700HM5410	13700HM5401	13700HM5450	13700HM5401	13700HM5410	CLEANER ASS`Y, air	1		5
0~1	13700HM5450	13700HM5450		13700HM5450	13700HM5450	CLEANER ASS`Y, air	1		
1	13720HM5401	13720HM5401	13720HM5401	13720HM5401	13720HM5401	CASE COMP, air cleaner	1	NOT SALE	
2	13782HM5400	13782HM5400	13782HM5400	13782HM5400	13782HM5400	FRAME, filter	1	NOT SALE	
3	02142-05265	02142-05265	02142-05265	02142-05265	02142-05265	SCREW, air cleaner	6	NOT SALE	
4	13781HM5400	13781HM5400	13781HM5400	13781HM5400	13781HM5400	FILTER , air cleaner	1		
5	13751HM5401	13751HM5401	13751HM5401	13751HM5401	13751HM5401	HOLDER, filter	1	NOT SALE	
6	13740HM5401	13740HM5401	13740HM5401	13740HM5401	13740HM5401	CAP COMP, air cleaner	1	NOT SALE	
7	13891HM5400	13891HM5400	13891HM5400	13891HM5400	13891HM5400	TUBE, inlet	1	NOT SALE	
8	09402-44207	09402-44207	09402-44207	09402-44207	09402-44207	CLAMP, outlet tube carburetor	1		
9	02142-16125	02142-16125	02142-16125	02142-16125	02142-16125	SCREW, air cleaner	2		
10	13881HM5400	13881HM5400	13881HM5400	13881HM5400	13881HM5400	TUBE, outlet	1	NOT SALE	
11	13870-11124	13870-11124	13870-11124	13870-11124	13870-11124	TUBE COMP, drain	1		5
12	09401-14301	09401-14301	09401-14301	09401-14301	09401-14301	CLIP, drain tube	1		
13	02142-06203	02142-06203	02142-06203	02142-06203	02142-06203	SCREW, air cleaner	1		
14	13796HM5400	13796HM5400	13796HM5400	13796HM5400	13796HM5400	GASKET, filter	1	NOT SALE	
15	13795HM5400	13795HM5400	13795HM5400	13795HM5400	13795HM5400	GASKET, filter	1	NOT SALE	
16	13780HM5400	13780HM5400	13780HM5400	13780HM5400	13780HM5400	FILTER COMP, air cleaner	1	NOT SALE	

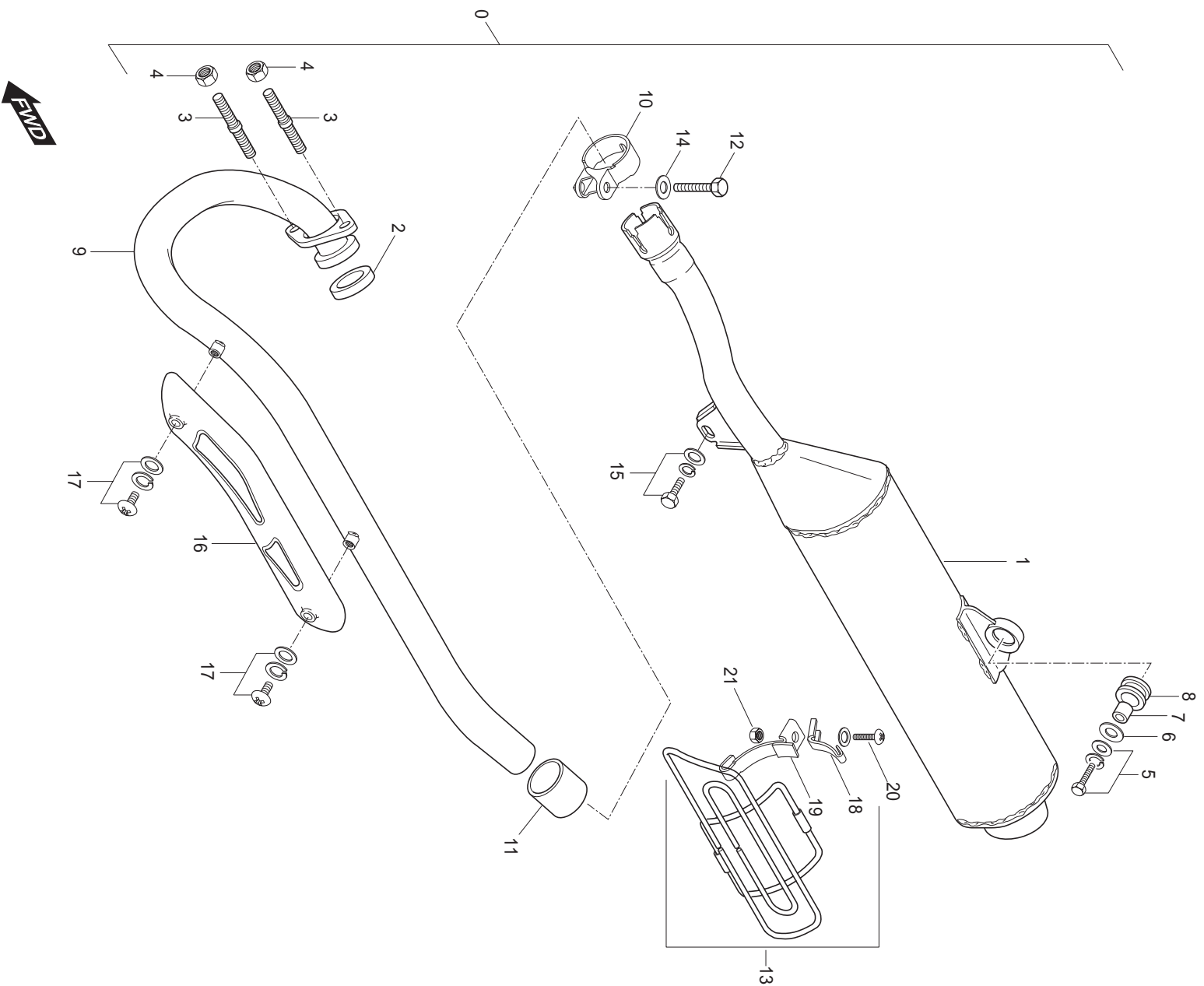
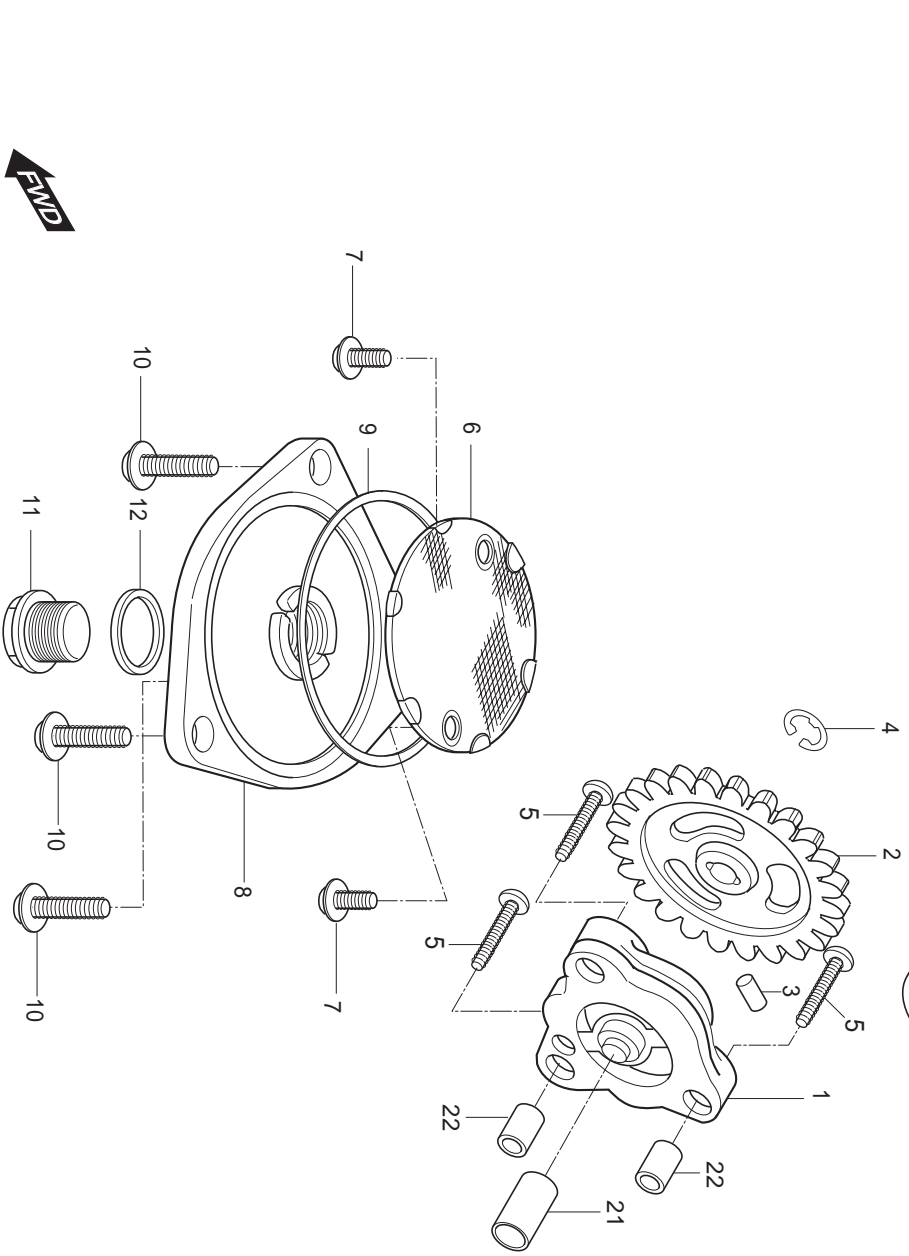
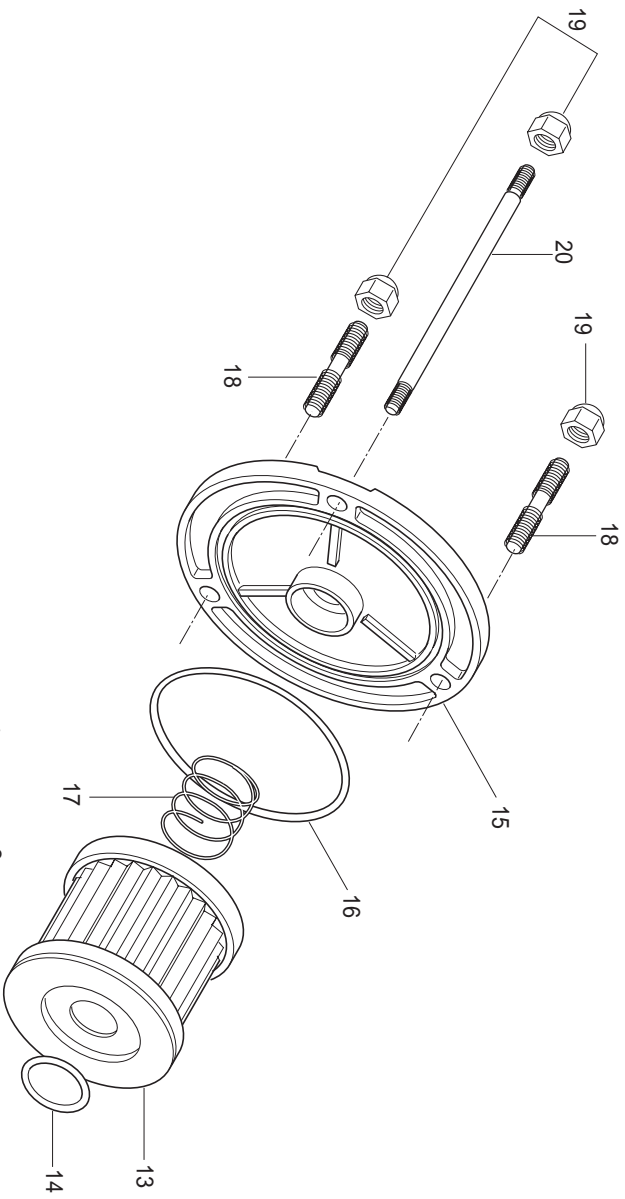


FIG 11. MUFFLER

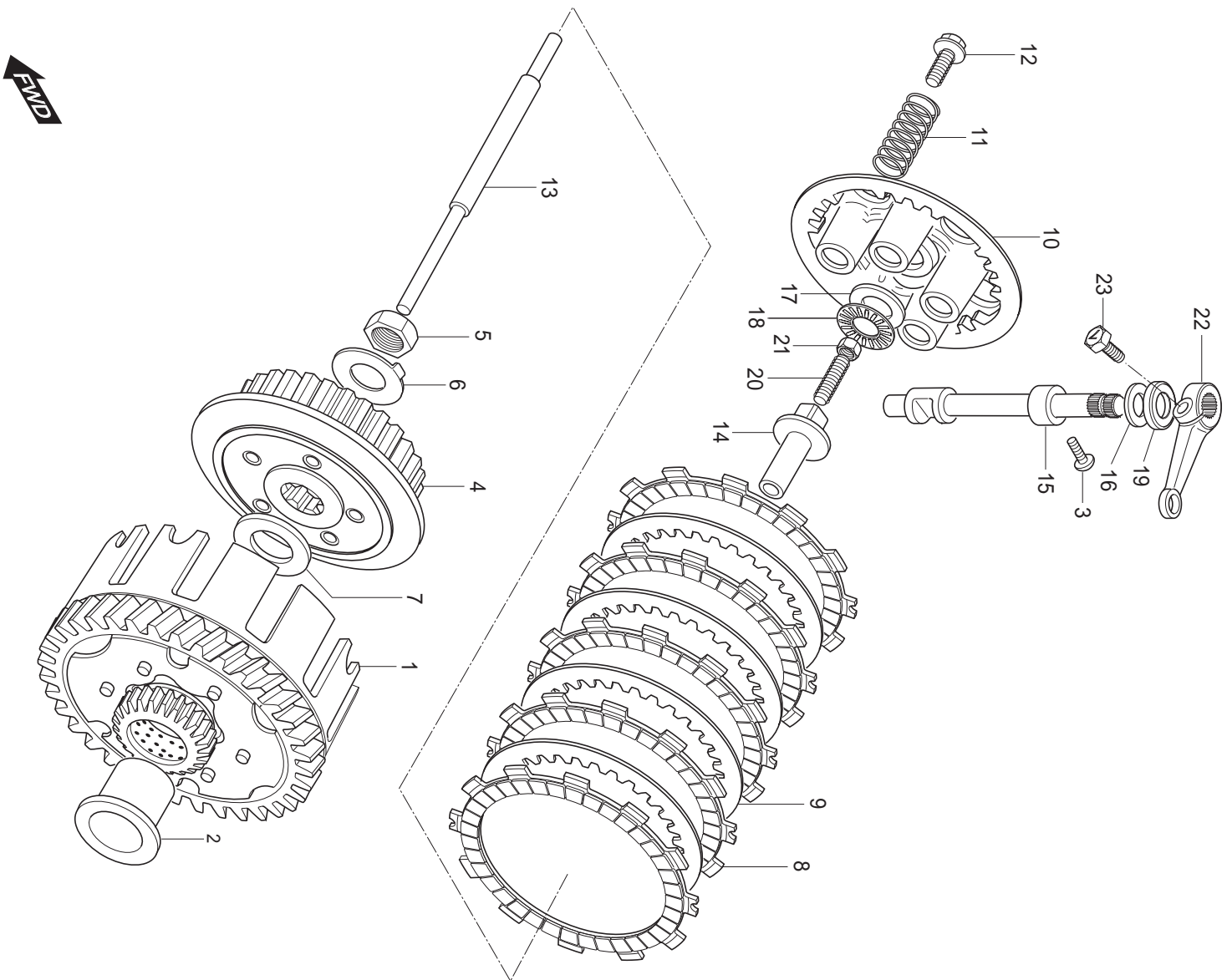
REF. PARTS NO.						PARTS NAME	Q'TY	REMARKS	REC.Q'TY
NO.	DOMESTIC	MEU01	PEN01	MG01	PSA01				(PCS)
0	14305HM5402PAH	14305HM5402PAH	14305HM5402PAH	14305HM5402PAH	14305HM5402PAH	MUFFLER ASS`Y	1		
1	14310HM5403PAM	14310HM5403PAM	14310HM5403PAM	14310HM5403PAM	14310HM5403PAM	BODY COMP, muffler	1		3
2	14181-17C00	14181-17C00	14181-17C00	14181-17C00	14181-17C00	GASKET, exhaust pipe	1		5
3	01421-08258	01421-08258	01421-08258	01421-08258	01421-08258	STUD BOLT,exhaust pipe(M8x25)	1		
3-1	01421-08258	09139H08044	09139H08044	09139H08044	01421-08258	SCREW,exhaust pipe(M8x25)	1		
4	08316-26086	08316-26086	08316-26086	08316-26086	08316-26086	NUT, exhaust pipe(M8)	1		
5	09118H08041	09118H08041	09118H08041	09118H08041	09118H08041	BOLT, muffler support(M8x35)	1		10
6	09160-08004	09160-08004	09160-08004	09160-08004	09160-08004	WASHER, muffler support	1		
7	09180H08102	09180H08102	09180H08102	09180H08102	09180H08102	SPACER, muffler support	1		10
8	09320-12026	09320-12026	09320-12026	09320-12026	09320-12026	CUSHION, muffler support	1		10
9	14150HM5401PAM	14150HM5401PAM	14150HM5401PAM	14150HM5401PAM	14150HM5401PAM	PIPE COMP, exhaust	1		5
10	14770HG5802PAM	14770HG5802PAM	14770HG5802PAM	14770HG5802PAM	14770HG5802PAM	CONNECTOR COMP, exhaust pipe	1		10
11	14773HG5800	14773HG5800	14773HG5800	14773HG5800	14773HG5800	GASKET, connector exhaust pipe	1		10
12	01517-08468	01517-08468	01517-08468	01517-08468	01517-08468	BOLT, connector exhaust pipe(M8x)	1		
13	14760HM5401	14760HM5401	14760HM5401	14760HM5401	14760HM5401	PROTECTOR ASS`Y, muffler bod	1	INCLUDE	
14	08322-21088	08322-21088	08322-21088	08322-21088	08322-21088	WASHER, exhaust pipe connector	1		10
15	01187-08168	01187-08168	01187-08168	01187-08168	01187-08168	BOLT, exhaust support front bkt(M	1		20
16	14186HG5801PAM	14186HG5801PAM	14186HG5801PAM	14186HG5801PAM	14186HG5801PAM	COVER, exhaust	1		5
17	02112-35088	02112-35088	02112-35088	02112-35088	02112-35088	SCREW, exhaust cover(M5x8)	2		
18	14765HG5801	14765HG5801	14765HG5801	14765HG5801	14765HG5801	CLAMP, muffler protector upper	1	NOT SALE	
19	14764HG5801	14764HG5801	14764HG5801	14764HG5801	14764HG5801	CLAMP, muffler protector low	1	NOT SALE	
20	02112-36206	02112-36206	02112-36206	02112-36206	02112-36206	BOLT	1	NOT SALE	
21	08315-11068	08315-11068	08315-11068	08315-11068	08315-11068	NUT, muffler body protector clamp	1	NOT SALE	
22		09139H08044	09139H08044	09139H08044		SCREW, ex pipe	1		



FMPD

FIG 12. OIL PUMP

REF. PARTS NO.						PARTS NAME	Q'TY	REMARKS	REC.Q'TY
NO.	DOMESTIC	MEU01	PEN01	MG01	PSA01				(PCS)
1	16400HF4600	16400HF4600	16400HF4600	16400HF4600	16400HF4600	PUMP ASS`Y, oil	1		
2	16331H93B00	16331H93B00	16331H93B00	16331H93B00	16331H93B00	GEAR, oil pump driven	1		5
3	09261-02008	09261-02008	09261-02008	09261-02008	09261-02008	PIN, oil pump driven gear	1		
4	08332-11069	08332-11069	08332-11069	08332-11069	08332-11069	CIRCLIP, oil pump driven gear	1		
5	02112-06258	02112-06258	02112-06258	02112-06258	02112-06258	SCREW, engine oil pump(M6x25)	3		
6	16520-05202	16520-05202	16520-05202	16520-05202	16520-05202	STRAINER COMP, engine oil	1		
7	02112-95126	02112-95126	02112-95126	02112-95126	02112-95126	SCREW, engine oil strainer(M5x12	2		
8	16523-05200	16523-05200	16523-05200	16523-05200	16523-05200	CAP, oil strainer	1		3
9	09280-60005	09280-60005	09280-60005	09280-60005	09280-60005	O-RING, oil strainer cap	1		
10	01547-06208	01547-06208	01547-06208	01547-06208	01547-06208	SCREW, oil strainer cap(M6x20)	3		45
11	09247-14002	09247-14002	09247-14002	09247-14002	09247-14002	PLUG, oil drain	1		5
12	09168H14003	09168H14003	09168H14003	09168H14003	09168H14003	GASKET, drain plug	1		
13	16510-05240	16510-05240	16510-05240	16510-05240	16510-05240	FILTER COMP, engine oil	1		30
14	09280-13004	09280-13004	09280-13004	09280-13004	09280-13004	O-RING, oil filter	1		
15	16512HG5801121	16512HG5801121	16512HG5801121	16512HG5801121	16512HG5801121	CAP, oil filter	1		10
16	09280-54001	09280-54001	09280-54001	09280-54001	09280-54001	O-RING, oil filter cap	1		
17	09440-18002	09440-18002	09440-18002	09440-18002	09440-18002	SPRING, oil filter cap	1		
18	01421-06128	01421-06128	01421-06128	01421-06128	01421-06128	STUD BOLT, oil filter cap(M6x12)	2		
19	08313-11068	08313-11068	08313-11068	08313-11068	08313-11068	NUT, oil filter cap(M11)	3		
20	01421-06958	01421-06958	01421-06958	01421-06958	01421-06958	STUD BOLT, oil filter cap(M6x95)	1		
21	16419HG5100	16419HG5100	16419HG5100	16419HG5100	16419HG5100	BUSH, oil pump	1		
22	09206-08001	09206-08001	09206-08001	09206-08001	09206-08001	PIN, oil pump knock	2		



FWD

FIG 13. CLUTCH ASS`Y

REF. PARTS NO.						PARTS NAME	Q`TY	REMARKS	REC.Q'TY
NO.	DOMESTIC	MEU01	PEN01	MG01	PSA01				(PCS)
1	21200HD6300HPA	21200HD6300HPA	21200HD6300HPA	21200HD6300HPA	21200HD6300HPA	GEAR ASS`Y, primary driven	1		
2	21251H13E00	21251H13E00	21251H13E00	21251H13E00	21251H13E00	SPACER, primary driven gear	1		2
3	02142-06108	02142-06108	02142-06108	02142-06108	02142-06108	STOPPER, clutch release camshaft	1		2
4	21411-05200	21411-05200	21411-05200	21411-05200	21411-05200	HUB, clutch sleeve	1		
5	09140-16014	09140-16014	09140-16014	09140-16014	09140-16014	NUT, clutch sleeve hub(M16)	1		2
6	09169-16003	09169-16003	09169-16003	09169-16003	09169-16003	WASHER, clutch sleeve hub	1		2
7	08211-20352	08211-20352	08211-20352	08211-20352	08211-20352	THRUST WASHER, clutch sleeve	1		2
8	21441-13A01	21441-13A01	21441-13A01	21441-13A01	21441-13A01	PLATE, clutch drive	5		25
9	21451-28000	21451-28000	21451-28000	21451-28000	21451-28000	PLATE, clutch driven	4		16
10	21462-14102	21462-14102	21462-14102	21462-14102	21462-14102	DISK, clutch pressure	1		2
11	09440-15014	09440-15014	09440-15014	09440-15014	09440-15014	SPRING, clutch	5		
12	09116-05003	09116-05003	09116-05003	09116-05003	09116-05003	BOLT, clutch spring(M5x16)	5		
13	23110-05202	23110-05202	23110-05202	23110-05202	23110-05202	ROD COMP, clutch push	1		
14	23121-38201	23121-38201	23121-38201	23121-38201	23121-38201	PIECE, clutch push	1		
15	23122-05200	23122-05200	23122-05200	23122-05200	23122-05200	CAMSHAFT, clutch release	1		
16	08211-10201	08211-10201	08211-10201	08211-10201	08211-10201	THRUST WASHER, clutch release	1		
17	09160-15015	09160-15015	09160-15015	09160-15015	09160-15015	THRUST WASHER, clutch release	1		
18	09263H15001	09263H15001	09263H15001	09263H15001	09263H15001	THRUST BEARING, clutch release	1		
19	09282-10007	09282-10007	09282-10007	09282-10007	09282-10007	OIL SEAL, clutch release camshaft	1		3
20	09134-06010	09134-06010	09134-06010	09134-06010	09134-06010	SCREW, clutch release adjuster	1		
21	08310-22068	08310-22068	08310-22068	08310-22068	08310-22068	NUT, clutch release adjuster(M6)	1		5
22	23271HJ8250	23271HJ8250	23271HJ8250	23271HJ8250	23271HJ8250	ARM, clutch release	1		1
23	01107-06168	01107-06168	01107-06168	01107-06168	01107-06168	BOLT, clutch release arm(M6x16)	1		

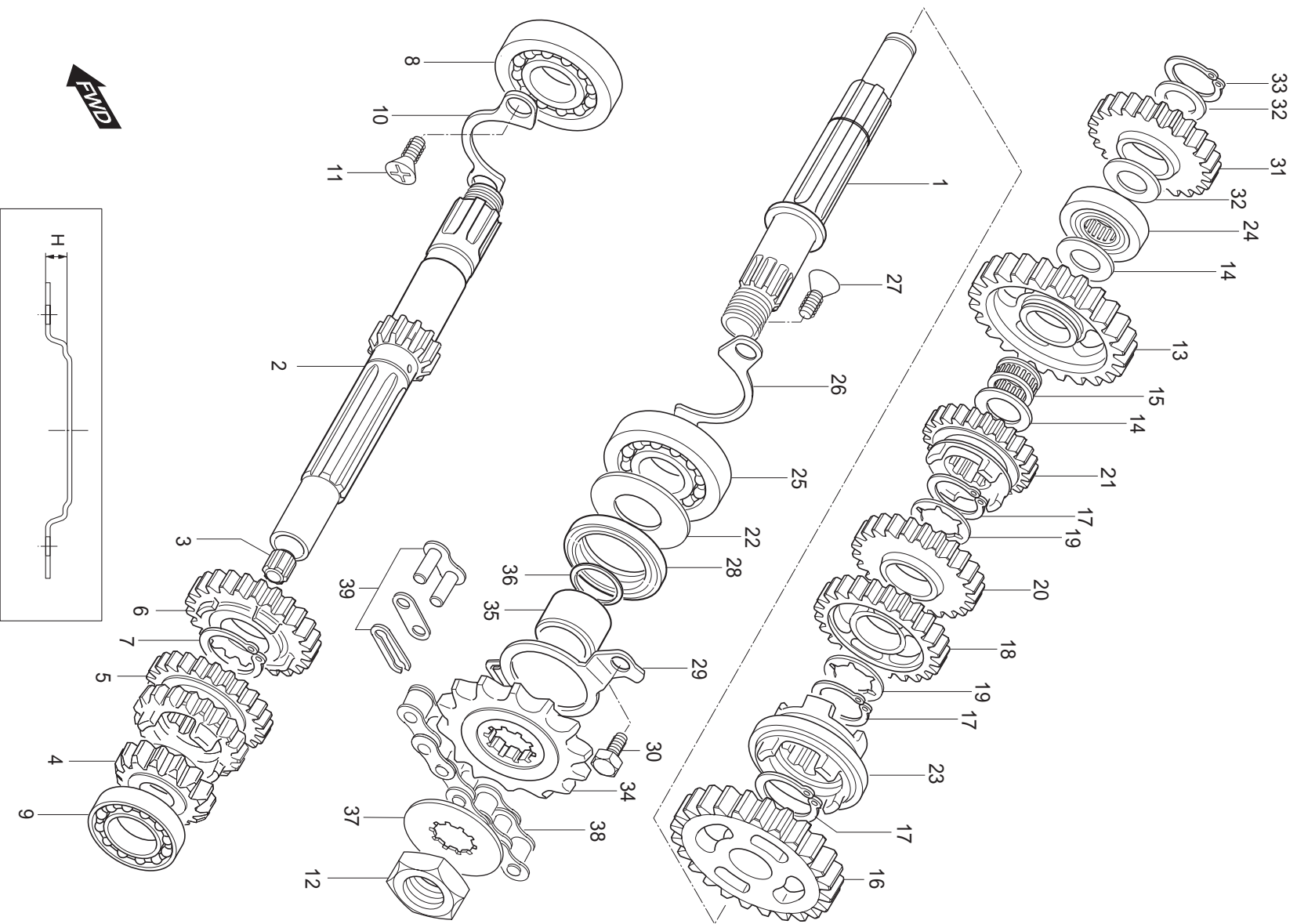


FIG 14. TRANSMISSION

REF. PARTS NO.						PARTS NAME	Q'TY	REMARKS	REC.Q'TY
NO.	DOMESTIC	MEU01	PEN01	MG01	PSA01				(PCS)
0	24200SM5400HPA	24200SM5400HPA	24200SM5400HPA	24200SM5400HPA	24200SM5400HPA	MISSION GEAR SET	1		
1	24130HM5400	24130HM5400	24130HM5400	24130HM5400	24130HM5400	SHAFT COMP, drive	1		5
2	24121-05211	24121-05211	24121-05211	24121-05211	24121-05211	SHAFT COMP, counter	1		5
3	24125-38201	24125-38201	24125-38201	24125-38201	24125-38201	BUSH, counter shaft	1		
4	24221-29B00	24221-29B00	24221-29B00	24221-29B00	24221-29B00	GEAR, 2nd drive	1		1
5	24231-29B10	24231-29B10	24231-29B10	24231-29B10	24231-29B10	GEAR, 3rd/4th drive	1		1
6	24251-05202	24251-05202	24251-05202	24251-05202	24251-05202	GEAR, 5th drive	1		1
7	09380-20009	09380-20009	09380-20009	09380-20009	09380-20009	CIRCLIP, 5th drive gear	1		16
8	09262-20062	09262-20062	09262-20062	09262-20062	09262-20062	BEARING, counter shaft R	1		3
9	08123-60020	08123-60020	08123-60020	08123-60020	08123-60020	BEARING, counter shaft L(6002)	1		3
10	24741-05200	24741-05200	24741-05200	24741-05200	24741-05200	RETAINER, counter shaft bearing	1		
11	02122-06128	02122-06128	02122-06128	02122-06128	02122-06128	SCREW, counter shaft bearing retai	2		64
12	09140-16017	09140-16017	09140-16017	09140-16017	09140-16017	NUT, engine sprocket(M16)	1		
13	24311-29B00	24311-29B00	24311-29B00	24311-29B00	24311-29B00	GEAR,1st driven	1		1
14	08211-15251	08211-15251	08211-15251	08211-15251	08211-15251	THRUST WASHER, 1st driven gea	2		
15	09263H15002	09263H15002	09263H15002	09263H15002	09263H15002	BEARING, 1st driven gear(15x19x4	1		3
16	24320-29B00	24320-29B00	24320-29B00	24320-29B00	24320-29B00	GEAR, 2nd driven	1		1
17	09380-20009	09380-20009	09380-20009	09380-20009	09380-20009	CIRCLIP, 4th driven gear	1		
18	24331-05201	24331-05201	24331-05201	24331-05201	24331-05201	GEAR, 3rd driven	1		1
19	09167-20011	09167-20011	09167-20011	09167-20011	09167-20011	THRUST WASHER, 3rd driven gea	2		4
20	24341-29B10	24341-29B10	24341-29B10	24341-29B10	24341-29B10	GEAR, 4th driven	1		1
21	24351-05201	24351-05201	24351-05201	24351-05201	24351-05201	GEAR, 5th driven	1		1
22	24359-05200	24359-05200	24359-05200	24359-05200	24359-05200	WASHER, oil sealing	1		4
23	24421-05300	24421-05300	24421-05300	24421-05300	24421-05300	WHEEL, sliding dog	1		1
24	09263H15003	09263H15003	09263H15003	09263H15003	09263H15003	BEARING, drive shaft R(15x33x12	1		2

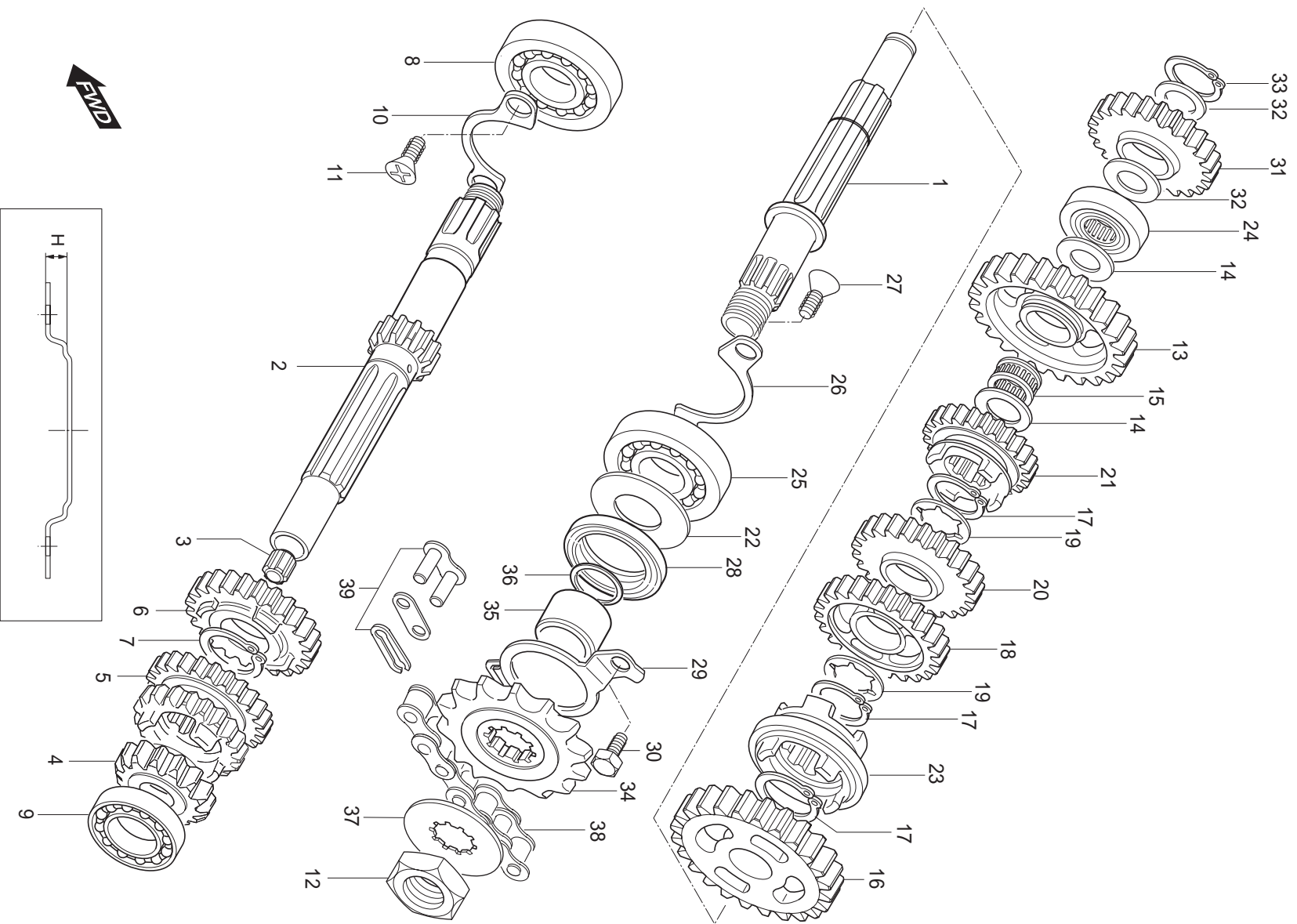


FIG 14. TRANSMISSION

REF. PARTS NO.						PARTS NAME	Q'TY	REMARKS	REC.Q'TY
NO.	DOMESTIC	MEU01	PEN01	MG01	PSA01				(PCS)
25	08113-62040	08113-62040	08113-62040	08113-62040	08113-62040	BEARING, drive shaft L(6204)	1		2
26	24741-05200	24741-05200	24741-05200	24741-05200	24741-05200	RETAINER, drive shaft bearing	1		4
27	02122-06128	02122-06128	02122-06128	02122-06128	02122-06128	SCREW, drive shaft bearing retaine	2		
28	09283-27010	09283-27010	09283-27010	09283-27010	09283-27010	OIL SEAL, drive shaft(27x40x6)	1		
29	24751-05201	24751-05201	24751-05201	24751-05201	24751-05201	RETAINER, drive shaft oil seal	1		2
30	01107-06106	01107-06106	01107-06106	01107-06106	01107-06106	BOLT, drive shaft oil seal retainer(1	2		
31	26260-05201	26260-05201	26260-05201	26260-05201	26260-05201	GEAR COMP, kick starter idle	1		
32	08211-15201	08211-15201	08211-15201	08211-15201	08211-15201	THRUST WASHER, kick starter id	2		
33	08331-31159	08331-31159	08331-31159	08331-31159	08331-31159	CIRCLIP, kick starter idle gear	1		
34	27510H41721	27510H41721	27510H41721	27510H41721	27510H41721	SPROCKET COMP, engine(13T)	1		3
35	27531-08300	27531-08300	27531-08300	27531-08300	27531-08300	SPACER, engine sprocket	1		5
36	09280-19005	09280-19005	09280-19005	09280-19005	09280-19005	O-RING, engine sprocket	1		
37	09167-20006	09167-20006	09167-20006	09167-20006	09167-20006	LOCK WASHER, engine sprocket	1		2
38	27600HM5400	27600HM5400	27600HM5400	27600HM5400	27600HM5400	CHAIN ASS`Y, drive (130link, #42	1		5
39	27620H93B00	27620H93B00	27620H93B00	27620H93B00	27620H93B00	JOINT, chain	1	NOT SALE	

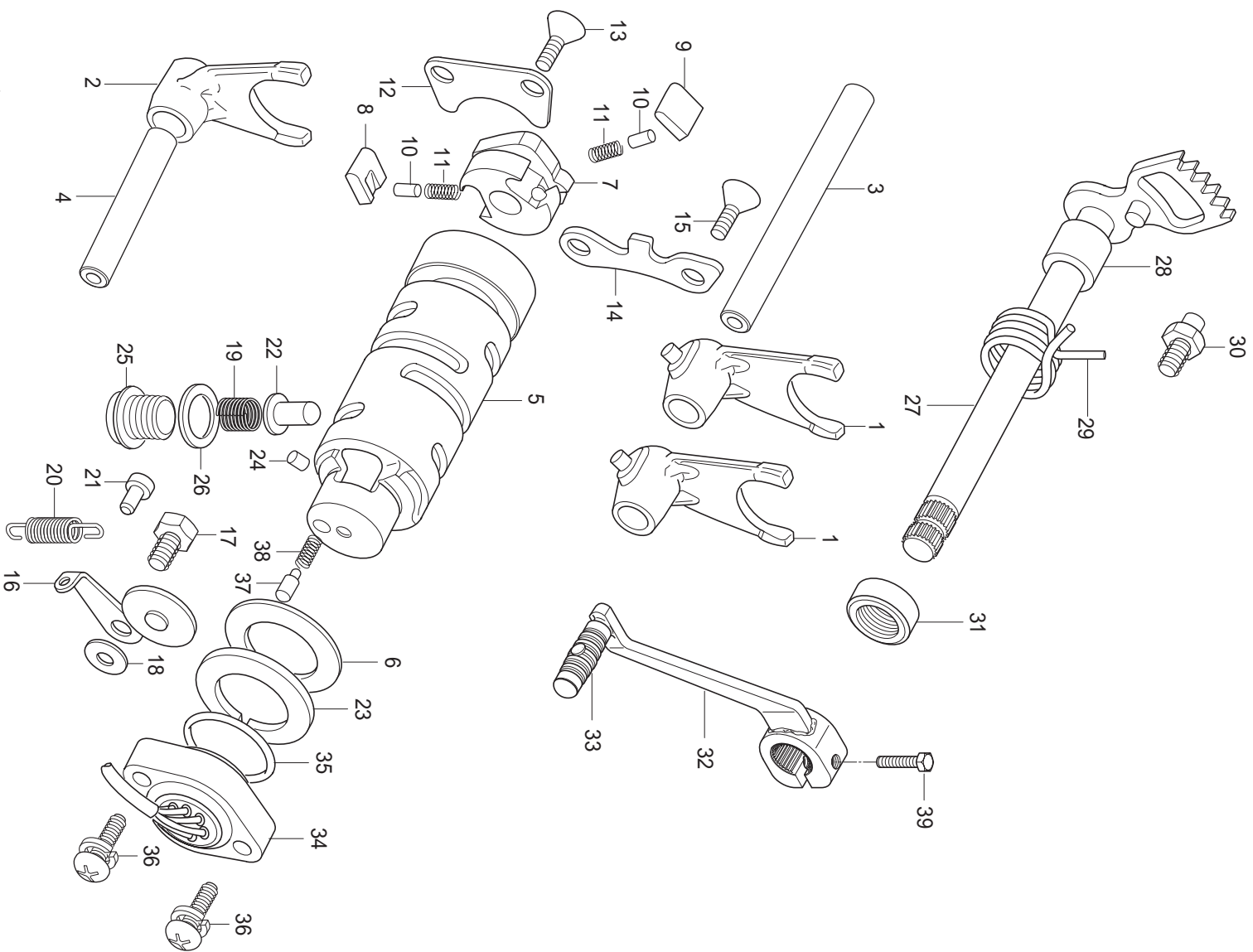


FIG 15. GEAR SHIFTING

REF. PARTS NO.						PARTS NAME	Q'TY	REMARKS	REC.Q'TY
NO.	DOMESTIC	MEU01	PEN01	MG01	PSA01				(PCS)
1	25211-05200	25211-05200	25211-05200	25211-05200	25211-05200	FORK, gear shift No. 1	2		2
2	25231-05201	25231-05201	25231-05201	25231-05201	25231-05201	FORK, gear shift No. 3	1		1
3	25411-05201	25411-05201	25411-05201	25411-05201	25411-05201	SHAFT, gear shift fork No. 1	1		1
4	25421-35403	25421-35403	25421-35403	25421-35403	25421-35403	SHAFT, gear shift fork No. 2	1		1
5	25310-05200	25310-05200	25310-05200	25310-05200	25310-05200	CAM COMP, gear shift	1		5
6	08211-25401	08211-25401	08211-25401	08211-25401	08211-25401	WASHER, gear shift cam	1		
7	25322-31301	25322-31301	25322-31301	25322-31301	25322-31301	GEAR, gear shift cam driven	1		
8	25323-34201	25323-34201	25323-34201	25323-34201	25323-34201	PAWL, gear shift No. 1	1		
9	25324-34201	25324-34201	25324-34201	25324-34201	25324-34201	PAWL, gear shift No. 2	1		
10	09261-05003	09261-05003	09261-05003	09261-05003	09261-05003	PIN, gear shift pawl click	2		
11	09440-04003	09440-04003	09440-04003	09440-04003	09440-04003	SPRING, gear shift pawl return	2		
12	25331-30000	25331-30000	25331-30000	25331-30000	25331-30000	LIFTER, gear shift pawl	1		5
13	02122-06128	02122-06128	02122-06128	02122-06128	02122-06128	SCREW, gear shift pawl(M6x12)	2		
14	25341-05200	25341-05200	25341-05200	25341-05200	25341-05200	GUIDE, gear shift cam	1		
15	02122-06128	02122-06128	02122-06128	02122-06128	02122-06128	SCREW, gear shift cam guide(M6x	2		
16	25350-44A00	25350-44A00	25350-44A00	25350-44A00	25350-44A00	STOPPER COMP, gear shift cam	1		5
17	09111-06019	09111-06019	09111-06019	09111-06019	09111-06019	BOLT, gear shift cam stopper(M6x	1		
18	08211-06141	08211-06141	08211-06141	08211-06141	08211-06141	WASHER, gear shift cam stopper	1		
19	09440-11016	09440-11016	09440-11016	09440-11016	09440-11016	SPRING, gear shift cam stopper	1		
20	09443-08044	09443-08044	09443-08044	09443-08044	09443-08044	SPRING, gear shift cam stopper arn	1		
21	09223-04001	09223-04001	09223-04001	09223-04001	09223-04001	HOOK, gear shift shaft spring	1		
22	25351-30010	25351-30010	25351-30010	25351-30010	25351-30010	STOPPER, gear shift cam neutral	1		
23	25381-45400	25381-45400	25381-45400	25381-45400	25381-45400	PLATE, gear shift cam stopper	1		
24	04221-04069	04221-04069	04221-04069	04221-04069	04221-04069	PIN, gear shift cam stopper plate	1		5
25	09247-14026	09247-14026	09247-14026	09247-14026	09247-14026	PLUG, gear shift cam stopper	1		

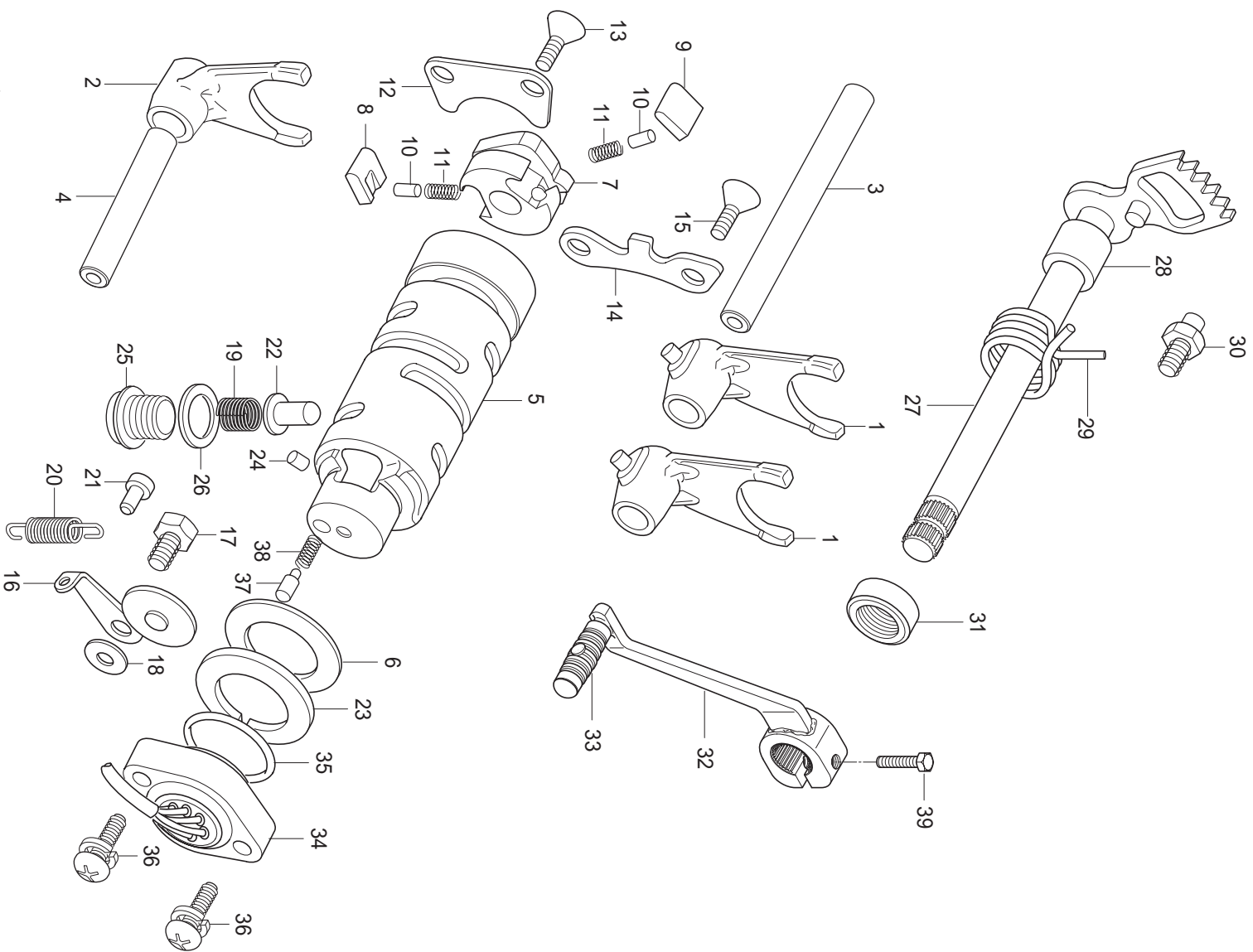


FIG 15. GEAR SHIFTING

REF. PARTS NO.						PARTS NAME	Q'TY	REMARKS	REC.Q'TY
NO.	DOMESTIC	MEU01	PEN01	MG01	PSA01				(PCS)
26	09168H14003	09168H14003	09168H14003	09168H14003	09168H14003	WASHER, gear shift cam stopper p	1		
27	25510-05400	25510-05400	25510-05400	25510-05400	25510-05400	SHAFT, gear shift	1		5
28	09180-12068	09180-12068	09180-12068	09180-12068	09180-12068	SPACER, gear shift shaft	1		
29	09444-26013	09444-26013	09444-26013	09444-26013	09444-26013	SPRING, gear shift shaft return	1		
30	25671-01000	25671-01000	25671-01000	25671-01000	25671-01000	STOPPER, gear shift arm	1		
31	09285-12002	09285-12002	09285-12002	09285-12002	09285-12002	OIL SEAL, gear shift shaft(12x22x4)	1		
32	25600HG5802	25600HG5802	25600HG5802	25600HG5802	25600HG5802	LEVER ASS'Y, gear shift cam	1		5
33	25652HG5800	25652HG5800	25652HG5800	25652HG5800	25652HG5800	RUBBER, gear shift pedal	1		
34	37720HM5401	37720HM5450	37720HM5450	37720HM5450	37720HM5401	SWITCH ASS'Y, gear shift	1		10
35	09280-26003	09280-26003	09280-26003	09280-26003	09280-26003	O-RING, gear shift switch	1		
36	02112-95208	02112-95208	02112-95208	02112-95208	02112-95208	SCREW, gear shift switch(M5×20)	2		
37	09209-05011	09209-05011	09209-05011	09209-05011	09209-05011	CONTACT, gear shift switch	1		
38	09440-04010	09440-04010	09440-04010	09440-04010	09440-04010	SPRING, gear shift switch contact	1		
39	01104-06208	01104-06208	01104-06208	01104-06208	01104-06208	BOLT, gear shift lever(M6×60)	1		

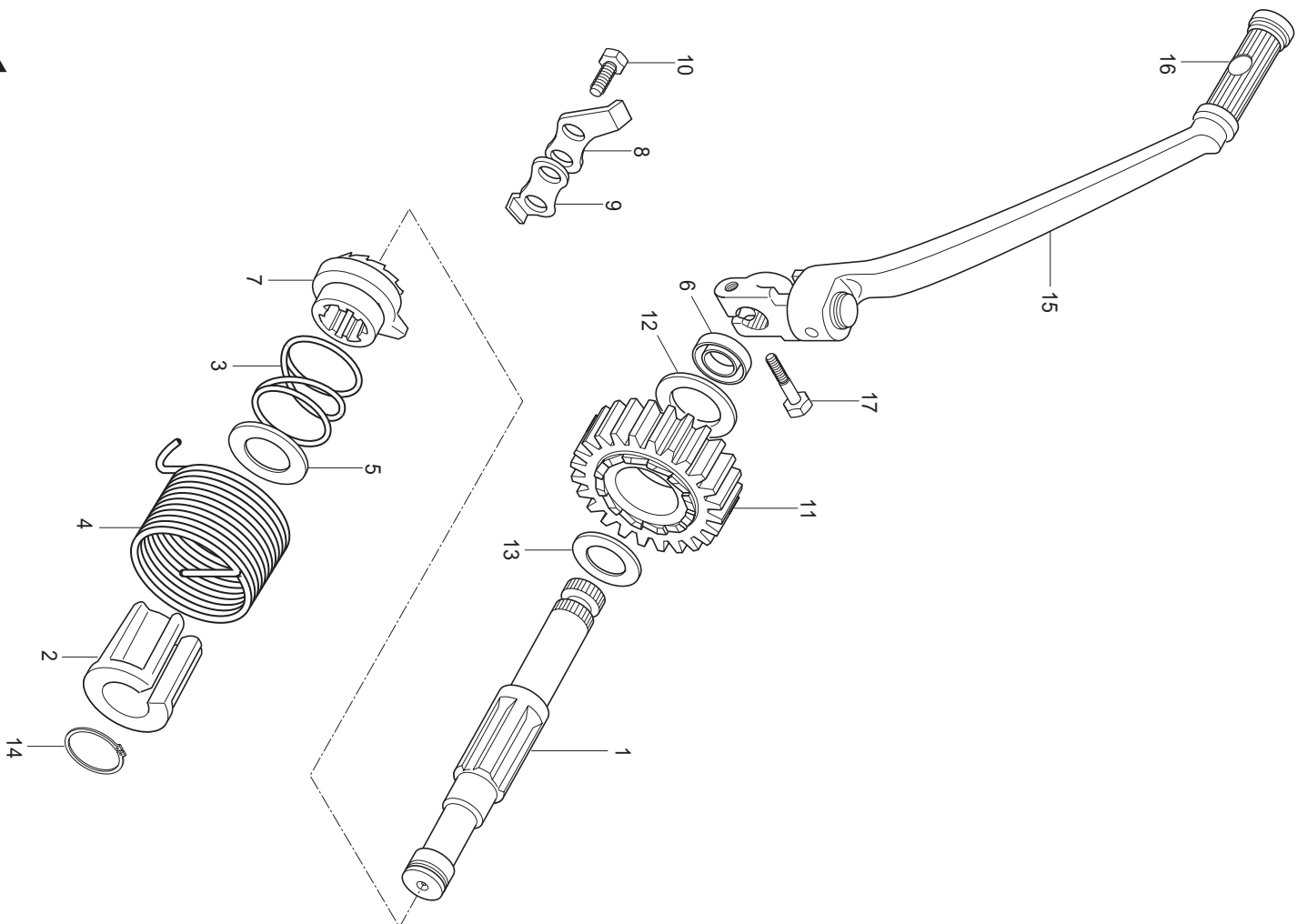


FIG 16. KICK STARTER

REF. PARTS NO.						PARTS NAME	Q'TY	REMARKS	REC.Q'TY
NO.	DOMESTIC	MEU01	PEN01	MG01	PSA01				(PCS)
1	26211HM5400	26211HM5400	26211HM5400	26211HM5400	26211HM5400	SHAFT, kick starter	1		5
2	26221-05200	26221-05200	26221-05200	26221-05200	26221-05200	GUIDE, kick starter shaft spring	1		2
3	09440-32006	09440-32006	09440-32006	09440-32006	09440-32006	SPRING, kick starter	1		
4	09448-45003	09448-45003	09448-45003	09448-45003	09448-45003	SPRING, kick starter shaft	1		2
5	08211-17341	08211-17341	08211-17341	08211-17341	08211-17341	PLATE, kick starter spring	1		
6	09285-16003	09285-16003	09285-16003	09285-16003	09285-16003	OIL SEAL, kick starter shaft(16x24	1		3
7	26231-38200	26231-38200	26231-38200	26231-38200	26231-38200	STARTER, kick	1		5
8	26232-38200	26232-38200	26232-38200	26232-38200	26232-38200	GUIDE, kick starter	1		
9	26233-32400	26233-32400	26233-32400	26233-32400	26233-32400	STOPPER, kick starter	1		
10	01107-08208	01107-08208	01107-08208	01107-08208	01107-08208	BOLT, kick starter topper(M8x20)	1		
11	26240-05201	26240-05201	26240-05201	26240-05201	26240-05201	GEAR COMP, kick starter drive	1		2
12	09160-16003	09160-16003	09160-16003	09160-16003	09160-16003	WASHER, kick drive gear R	1		
13	08211-20261	08211-20261	08211-20261	08211-20261	08211-20261	WASHER, kick drive gear L	1		2
14	09380-17001	09380-17001	09380-17001	09380-17001	09380-17001	CIRCLIP, kick starter shaft	1		
15	26300HG5802	26300HG5802	26300HG5802	26300HG5802	26300HG5802	LEVER ASS'Y, kick starter	1		5
16	26352HE6100	26352HE6100	26352HE6100	26352HE6100	26352HE6100	RUBBER, kick starter lever	1		
17	01107-08258	01107-08258	01107-08258	01107-08258	01107-08258	BOLT(M8x25)	1		

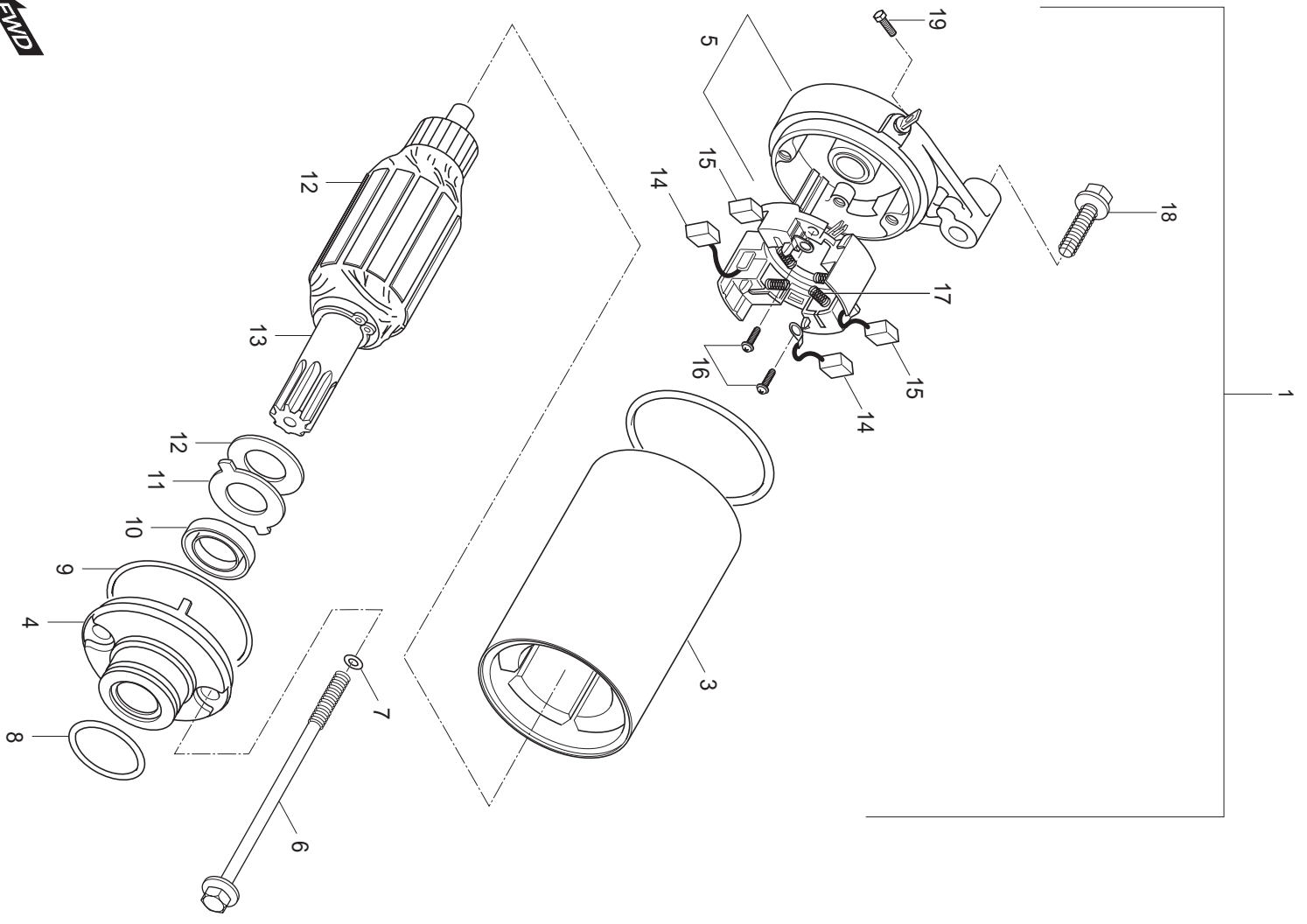


FIG 17. STARTING MOTOR

REF. PARTS NO.						PARTS NAME	Q'TY	REMARKS	REC.Q'TY
NO.	DOMESTIC	MEU01	PEN01	MG01	PSA01				(PCS)
1	31100-42A01	31100-42A01	31100-42A01	31100-42A01	31100-42A01	MOTOR ASS'Y, starting	1		5
2	31310-11D10	31310-11D10	31310-11D10	31310-11D10	31310-11D10	ARMTURE ASS'Y, starter	1		
3	31100-05320	31100-05320	31100-05320	31100-05320	31100-05320	YOKE ASS'Y, starter	1		
4	31150-42A01	31150-42A01	31150-42A01	31150-42A01	31150-42A01	HOUSING ASS'Y, starter	1		
5	31175-42A01	31175-42A01	31175-42A01	31175-42A01	31175-42A01	FRAME ASS'Y, commutator	1		
6	31281-32C10	31281-32C10	31281-32C10	31281-32C10	31281-32C10	BOLT, through	2		
7	31156-38300	31156-38300	31156-38300	31156-38300	31156-38300	O-RING	2		
8	09280-24003	09280-24003	09280-24003	09280-24003	09280-24003	O-RING	1		
9	31264-35C10	31264-35C10	31264-35C10	31264-35C10	31264-35C10	O-RING	2		
10	31153-49210	31153-49210	31153-49210	31153-49210	31153-49210	SEAL, oil	1		
11	31361-32C00	31361-32C00	31361-32C00	31361-32C00	31361-32C00	PLATE, lock	1		
12	31361-38300	31361-38300	31361-38300	31361-38300	31361-38300	WASHER, plate lock	1		
13	31361-10200	31361-10200	31361-10200	31361-10200	31361-10200	RING, shaft snap	1		
14	31132-32C10	31132-32C10	31132-32C10	31132-32C10	31132-32C10	BRUSH SUB ASS'Y, starter	2		
15	31131-32C20	31131-32C20	31131-32C20	31131-32C20	31131-32C20	BRUSH, starter	2		
16	31114-32C10	31114-32C10	31114-32C10	31114-32C10	31114-32C10	SCREW	2		
17	31135-32C10	31135-32C10	31135-32C10	31135-32C10	31135-32C10	SPRING, compression coil	4		
18	01547-06308	01547-06308	01547-06308	01547-06308	01547-06308	SCREW, starting motor(M6x30)	2		
19	09137-05004	09137-05004	09137-05004	09137-05004	09137-05004	SCREW, starting motor terminal	1		

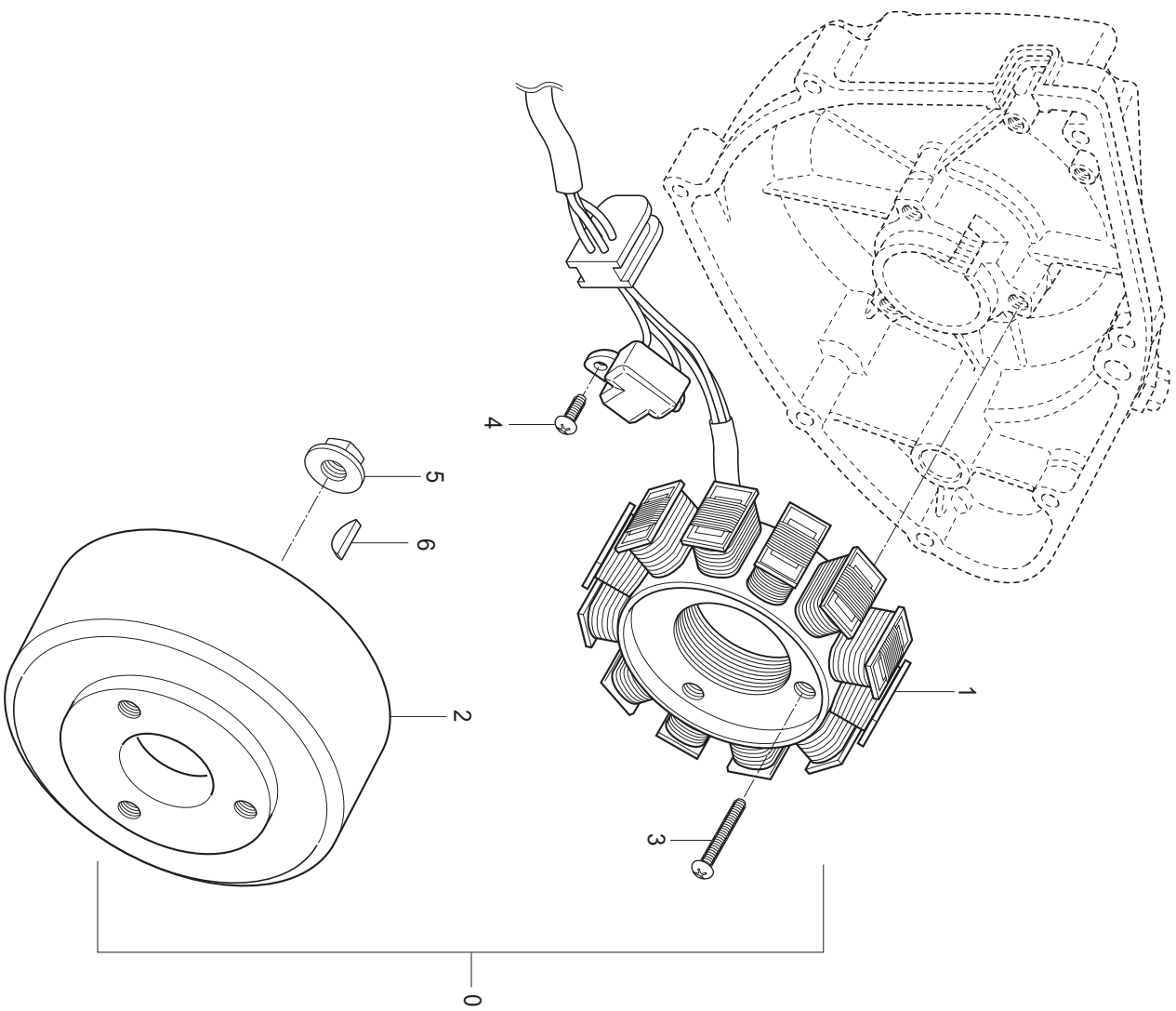


FIG 18. MAGENTO

REF. PARTS NO.						PARTS NAME	Q'TY	REMARKS	REC.Q'TY
NO.	DOMESTIC	MEU01	PEN01	MG01	PSA01				(PCS)
0	32100HM5400	32100HM5400	32100HM5400	32100HM5400	32100HM5400	MAGNETO ASS`Y	1		5
1	32101HM5400	32101HM5400	32101HM5400	32101HM5400	32101HM5400	STATOR ASS`Y	1		
2	32102HG5800	32102HG5800	32102HG5800	32102HG5800	32102HG5800	ROTOR ASS`Y	1		
3	02112-05258	02112-05258	02112-05258	02112-05258	02112-05258	SCREW, magneto starter(M5×25)	3		8
4	02112-05128	02112-05128	02112-05128	02112-05128	02112-05128	SCREW, pick-up coil(M5×12)	2		4
5	08316-26108	08316-26108	08316-26108	08316-26108	08316-26108	NUT, magneto flywheel	1		
6	08341-31039	08341-31039	08341-31039	08341-31039	08341-31039	KEY, magneto	1		7

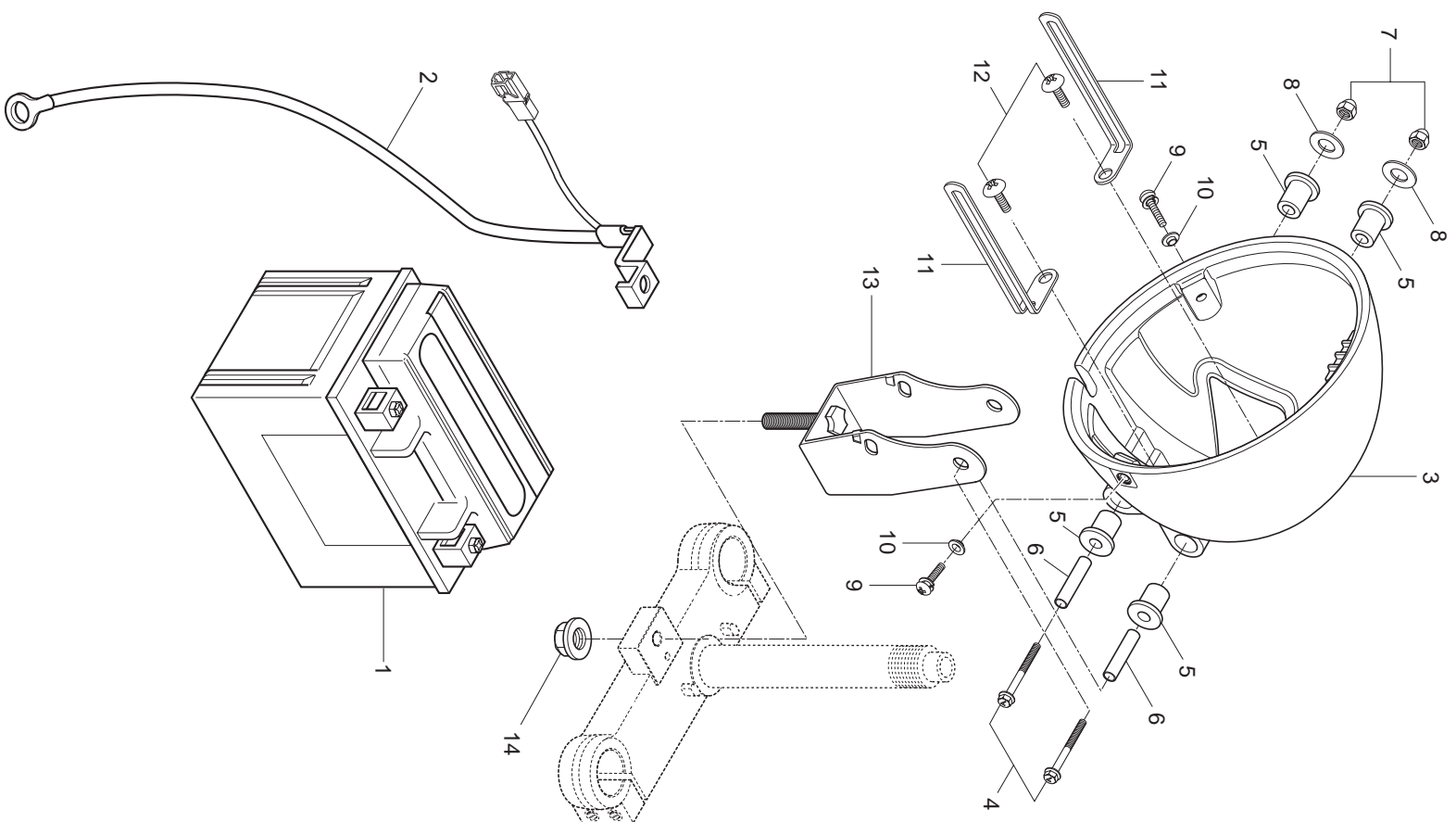


FIG 19. BATTERY

REF. PARTS NO.						PARTS NAME	Q'TY	REMARKS	REC.Q'TY
NO.	DOMESTIC	MEU01	PEN01	MG01	PSA01				(PCS)
1	33610-06C11	33610-06C11	33610-06C11	33610-06C11	33610-06C11	BATTERY(12V, 6AH)	1		
2	33860HM5400	33860HM5400	33860HM5400	33860HM5400	33860HM5400	LEAD WIRE, battery(-)	1		5
3	51811HM5400PAM	51811HM5400PAM		51811HM5400PAM	51811HM5400PAM	HOUSING, head lamp	1		5
4	09103H06013	09103H06013	09116H05011	09103H06013	09103H06013	BOLT, headlamp housing & bracke	2		
5	09320H09017	09320H09017	09320H08019	09320H09017	09320H09017	CUSHION, headlamp housing & br	4		
6	09180H06034	09180H06034	09169H06077	09180H06034	09180H06034	SPACER, headlamp housing & brkt	2		6
7	08313-11066	08313-11066	08313-11066	08313-11066	08313-11066	NUT, headlamp housing & bracket	2		
8	09160-06060	09160-06060	09160-05016	09160-06060	09160-06060	WASHER, headlamp housing & brl	2		
9	02112-35168	02112-35168		02112-35168	02112-35168	SCREW, housing & headlamp	2		
10	09169-05008	09169-05008		09169-05008	09169-05008	WASHER, housing & headlamp	2		
11	09404-06405	09404-06405	09404-06405	09404-06405	09404-06405	CLAMP, headlamp housing	2		
12	03241-05106	03241-05106	03241-05106	03241-05106	03241-05106	SCREW, headlamp housing clamp	2		
13	51820HJ8201	51820HJ8201	51820HJ8261	51820HJ8201	51820HJ8201	BRACKET COMP, headlamp hous	1		
14	08319-31106	08319-31106	08319-31106	08319-31106	08319-31106	NUT, housing brkt & under bracket	1		

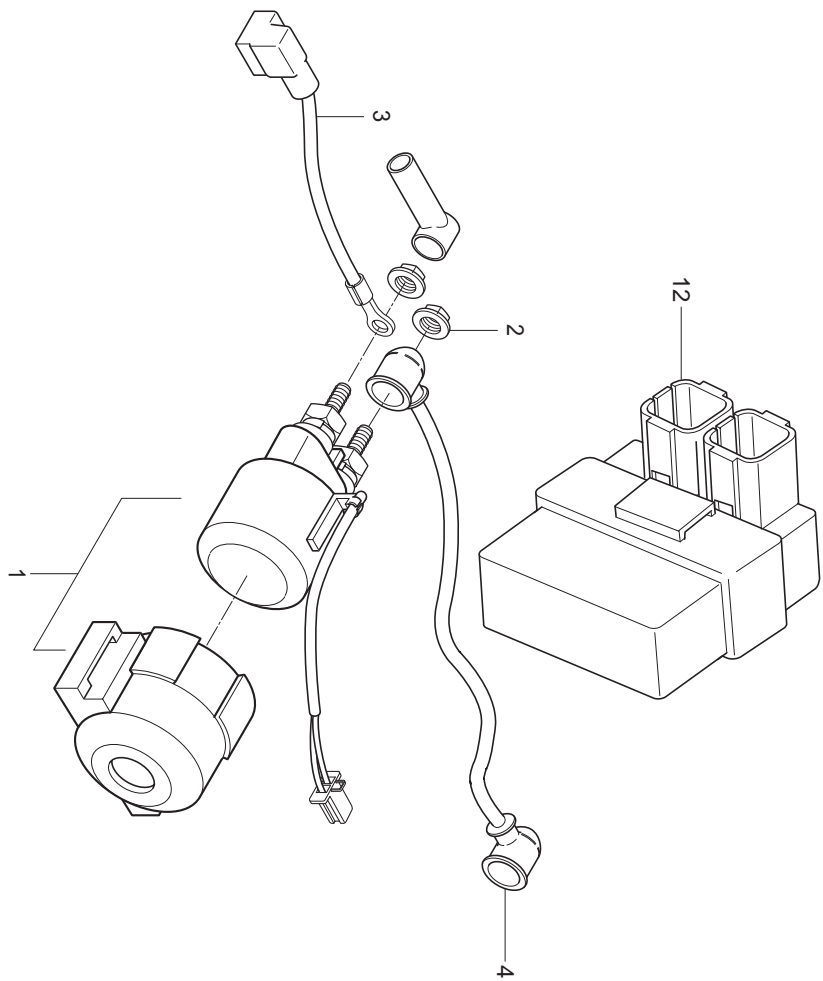
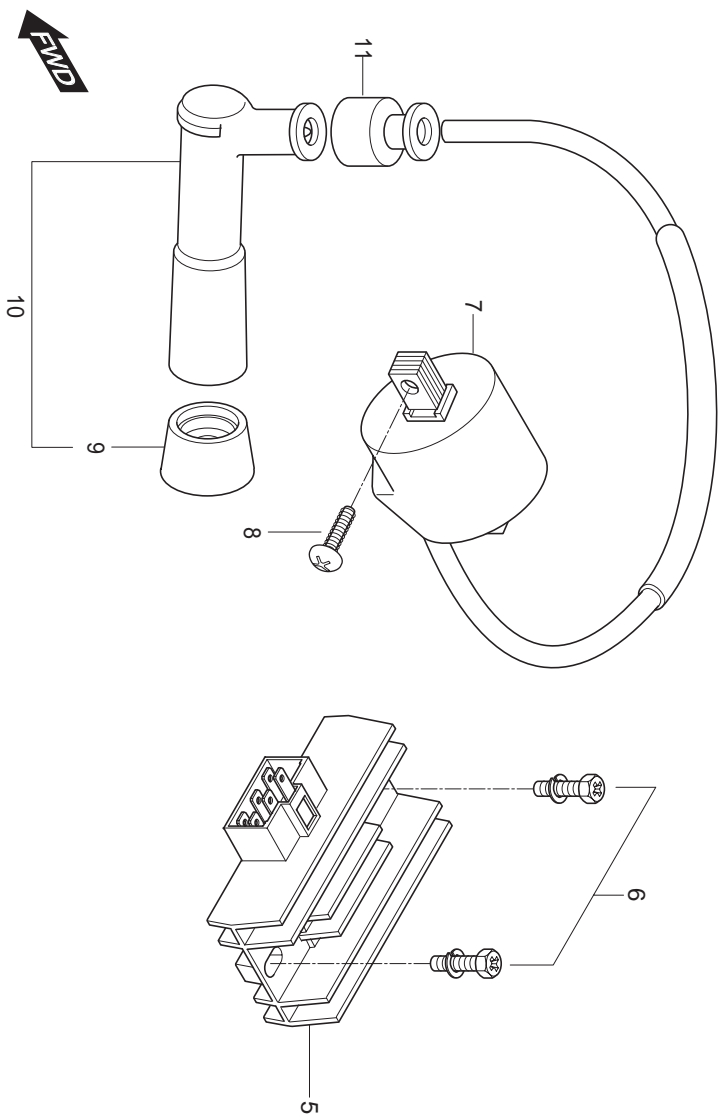


FIG 20. ELECTRICAL

REF. PARTS NO.						PARTS NAME	Q'TY	REMARKS	REC.Q'TY
NO.	DOMESTIC	MEU01	PEN01	MG01	PSA01				(PCS)
1	31800HG5100	31800HG5100	31800HG5100	31800HG5100	31800HG5100	RELAY ASS`Y, starting motor	1		8
2	08316-26066	08316-26066	08316-26066	08316-26066	08316-26066	NUT, starting relay	2		
3	33840HM5401	33840HM5401	33840HM5401	33840HM5401	33840HM5401	LEAD WIRE, battery(+)	1		
4	33850HM5401	33850HM5401	33850HM5401	33850HM5401	33850HM5401	LEAD WIRE, starting motor	1		
5	32800H01413	32800H01413	32800H01413	32800H01413	32800H01413	RECTIFIER ASS`Y, regulator	1		5
6	09128-06035	09128-06035	09128-06035	09128-06035	09128-06035	SCREW, rectifier(M6x20)	2		
7	33410HG5800	33410HG5800	33410HG5800	33410HG5800	33410HG5800	COIL ASS`Y, ignition	1		5
8	02112-46208	02112-46208	02112-46208	02112-46208	02112-46208	SCREW, ignition(M5x12)	2		
9	33541-38210	33541-38210	33541-38210	33541-38210	33541-38210	SEAL, spark plug	1		
10	33500HF4600	33500HF4600	33500HF4600	33500HF4600	33500HF4600	CAP, spark plug	1		5
11	33542-98000	33542-98000	33542-98000	33542-98000	33542-98000	SEAL, hightension cord	1		
12	32900HM5400	32900HM5450	32900HM5450	32900HM5450	32900HM5400	C.D.I UNIT	1		5

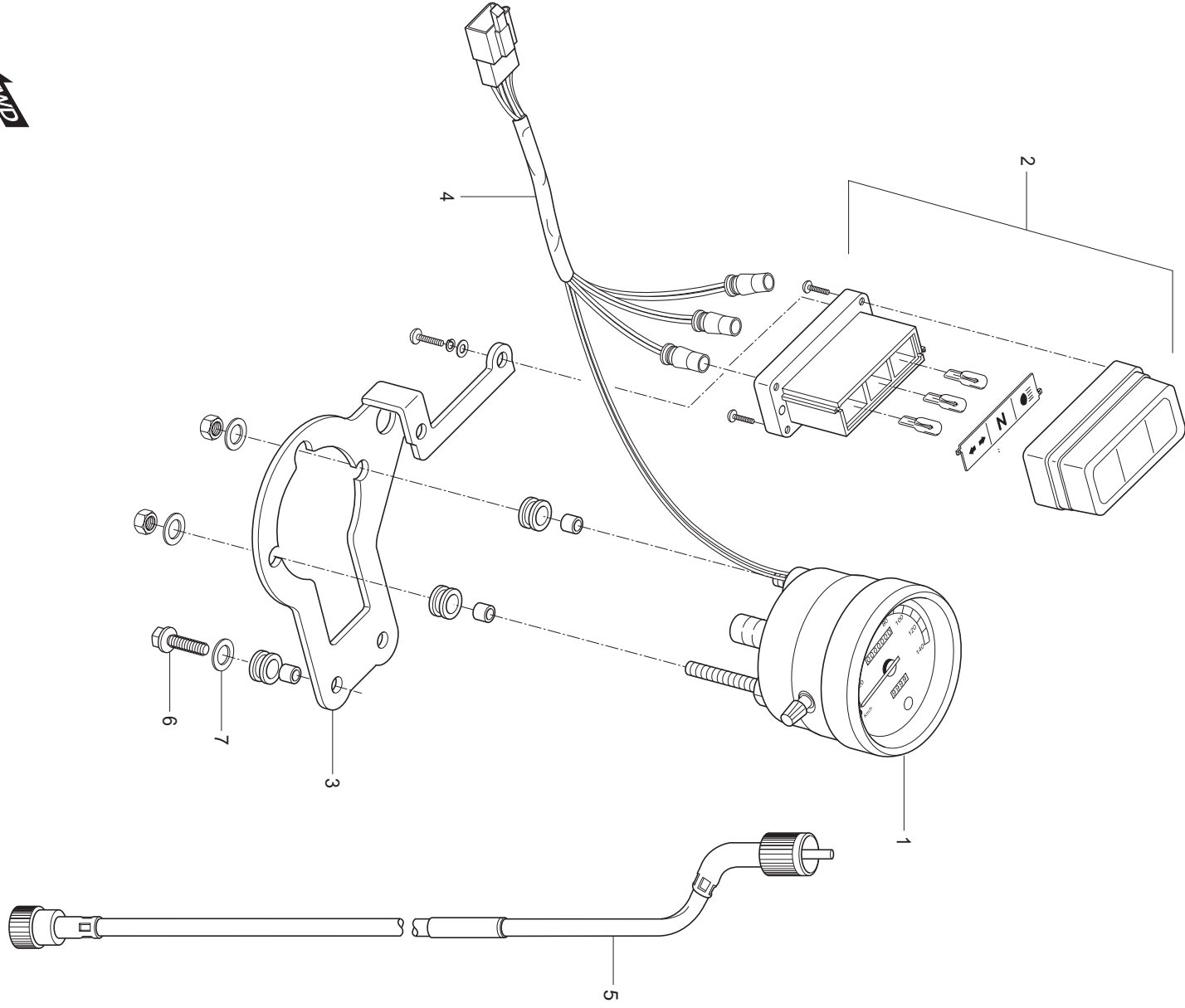


FIG 21. SPEEDOMETER ASS`Y

REF. PARTS NO.						PARTS NAME	Q`TY	REMARKS	REC.Q'TY
NO.	DOMESTIC	MEU01	PEN01	MG01	PSA01				(PCS)
1	34100HM5402	34100HM5450	34100HM5460	34100HM5450	34100HM5460	SPEEDOMETER ASS`Y	1		2
2	39000HG5800	39000HG5800	39000HG5800	39000HG5800	39000HG5800	INDICATOR LAMP, speedometer	1		
3	34950HG5800	34950HG5800	34950HG5800	34950HG5800	34950HG5800	BRACKET, speedometer	1		
4	34171HM5402	34171HM5402	34171HM5402	34171HM5402	34171HM5402	SOCKET ASS`Y, speedometer	1		
5	34910HM5401	34910HM5401	34910HM5401	34910HM5401	34910HM5401	CABLE ASS`Y, speedometer	1		4
6	01107-06208	01107-06208	01107-06208	01107-06208	01107-06208	BOLT, speedometer bracket(M6×20)	2		
7	09169H06012	09169H06012	09169H06012	09169H06012	09169H06012	WASHER, speedometer bracket	1		

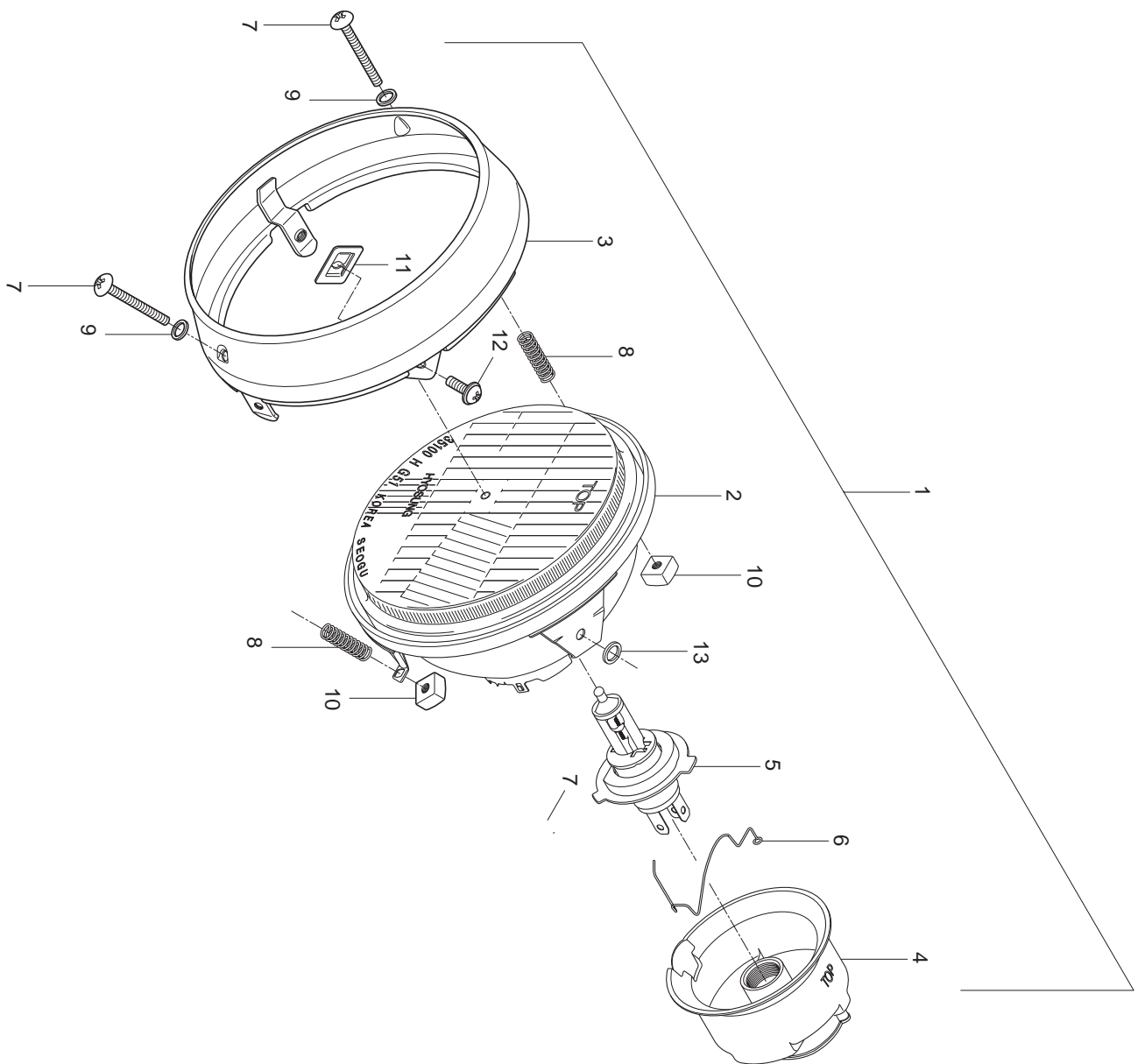


FIG 22. HEAD LAMP ASS'Y

REF. PARTS NO.						PARTS NAME	Q'TY	REMARKS	REC.Q'TY
NO.	DOMESTIC	MEU01	PEN01	MG01	PSA01				(PCS)
1	35100HM2900	35100HG5150	35100HG5160	35100HG5150	35100HG5160	HEAD LAMP ASS'Y	1		5
2	35120HG5100	35120HG5100	35120HG5100	35120HG5100	35120HG5100	REFLECTOR, headlamp	1		
3	35111HG5100	35111HG5100	35111HG5100	35111HG5100	35111HG5100	RIM, headlamp	1		
4	35173H93B00	35173H93B00	35173H93B00	35173H93B00	35173H93B00	DUST COVER	1		
5	09471-12101	09471-12101	09471-12101	09471-12101	09471-12101	BULB, head lamp(12v 35/35w)	1		
6	35175H93B00	35175H93B00	35175H93B00	35175H93B00	35175H93B00	SPRING, bulb socket	1	NOT SALE	
7	35151HG5800	35151HG5800	35151HG5800	35151HG5800	35151HG5800	SCREW, aiming	2		
8	35154-48510	35154-48510	35154-48510	35154-48510	35154-48510	SPRING, aiming	2		
9	35128H93B00	35128H93B00	35128H93B00	35128H93B00	35128H93B00	WASHER, aiming	2	NOT SALE	
10	35152-48510	35152-48510	35152-48510	35152-48510	35152-48510	AIMMING, grommet	2		
11	35135-12610	35135-12610	35135-12610	35135-12610	35135-12610	SPACER, aiming nut	1		
12	02112-05088	02112-05088	02112-05088	02112-05088	02112-05088	SCREW, aiming	2		
13	35136HG5800	35136HG5800	35136HG5800	35136HG5800	35136HG5800	WASHER, aiming	2	NOT SALE	

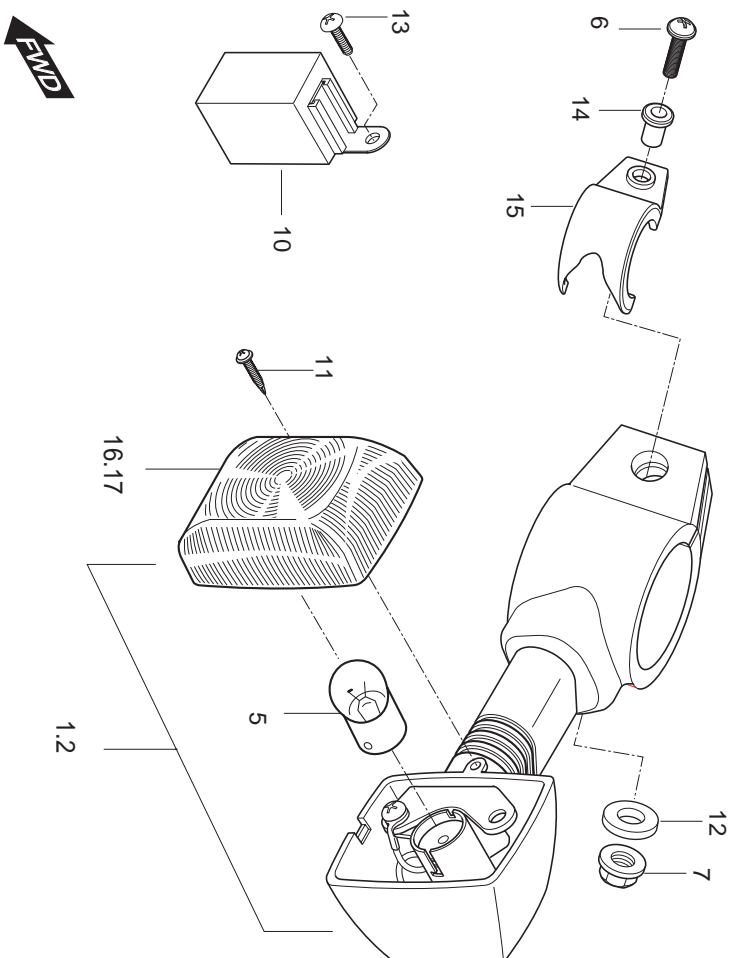
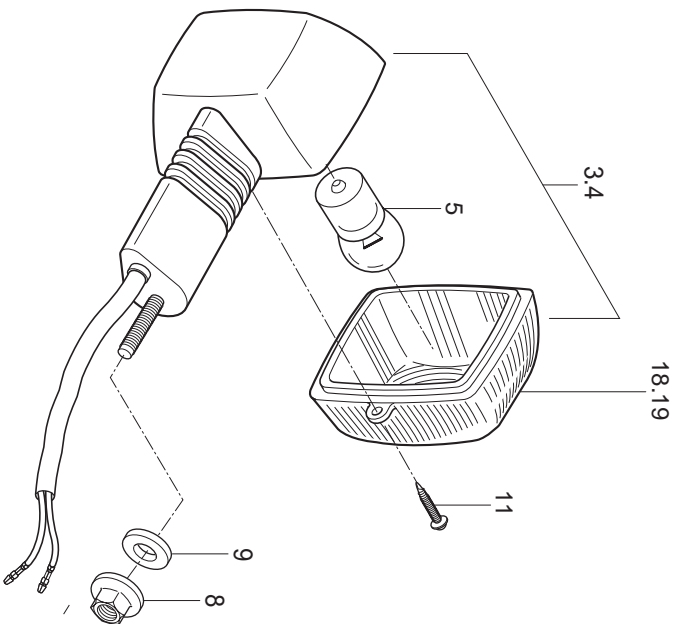


FIG 23. TURN SIGNAL LAMP

REF. PARTS NO.						PARTS NAME	Q'TY	REMARKS	REC.Q'TY
NO.	DOMESTIC	MEU01	PEN01	MG01	PSA01				(PCS)
1	35601HM5401	35601HM5450	35601HM5450	35601HM5450	35601HM5401	LAMP, Ft turn signal R	1		10
2	35602HM5401	35602HM5450	35602HM5450	35602HM5450	35602HM5401	LAMP, Ft turn signal L	1		10
3	35603-35C00	35603-35C50	35603-35C50	35603-35C50	35603-35C00	LAMP, Rr turn signal R	1		10
4	35604-35C00	35604-35C50	35604-35C50	35604-35C50	35604-35C00	LAMP, Rr turn signal L	1		10
5	09471-12003	09471-12003	09471-12003	09471-12003	09471-12003	BULB, Ft/Rr turn signal lamp R, L(4		
6	02152-06258	02152-06258	02152-06258	02152-06258	02152-06258	SCREW, front turn signal lamp & c	2		
7	08316-26066	08316-26066	08316-26066	08316-26066	08316-26066	NUT, front turn signal lamp	2		
8	08316-26066	08316-26066	08316-26066	08316-26066	08316-26066	NUT, rear turn signal	2		
9	09160-06019	09160-06019	09160-06019	09160-06019	09160-06019	WASHER, rear turn signal	2		
10	38610HL7300	38610HL7300	38610HL7300	38610HL7300	38610HL7300	RELAY ASS`Y, turn signal	1		5
11	35625-01A00	35625-01A00	35625-01A00	35625-01A00	35625-01A00	TAPPING SCREW	4		
12	09169H06016	09169H06016	09169H06016	09169H06016	09169H06016	WASHER, front turn signal lamp	2		
13	02112-06128				02112-06128	SCREW, hazard relay	1	NOT SALE	
14	09169H06016	09169H06016	09169H06016	09169H06016	09169H06016	WASHER, turn signal lamp & cove	2		
15	51721HM5400PAM	51721HM5400PAM	51721HM5400PAM	51721HM5400PAM	51721HM5400PAM	COVER, front turn signal lamp	2		
16	35652-35C00	35652-35C00	35652-35C00	35652-35C00	35652-35C00	LENS, front turn signal L	1		
17	35652-35C00	35652-35C00	35652-35C00	35652-35C00	35652-35C00	LENS, rear turn signal R	1		
18	35672-35C00	35672-35C00	35672-35C00	35672-35C00	35672-35C00	LENS, front turn signal R	1		
19	35672-35C00	35672-35C00	35672-35C00	35672-35C00	35672-35C00	LENS, rear turn signal L	1		

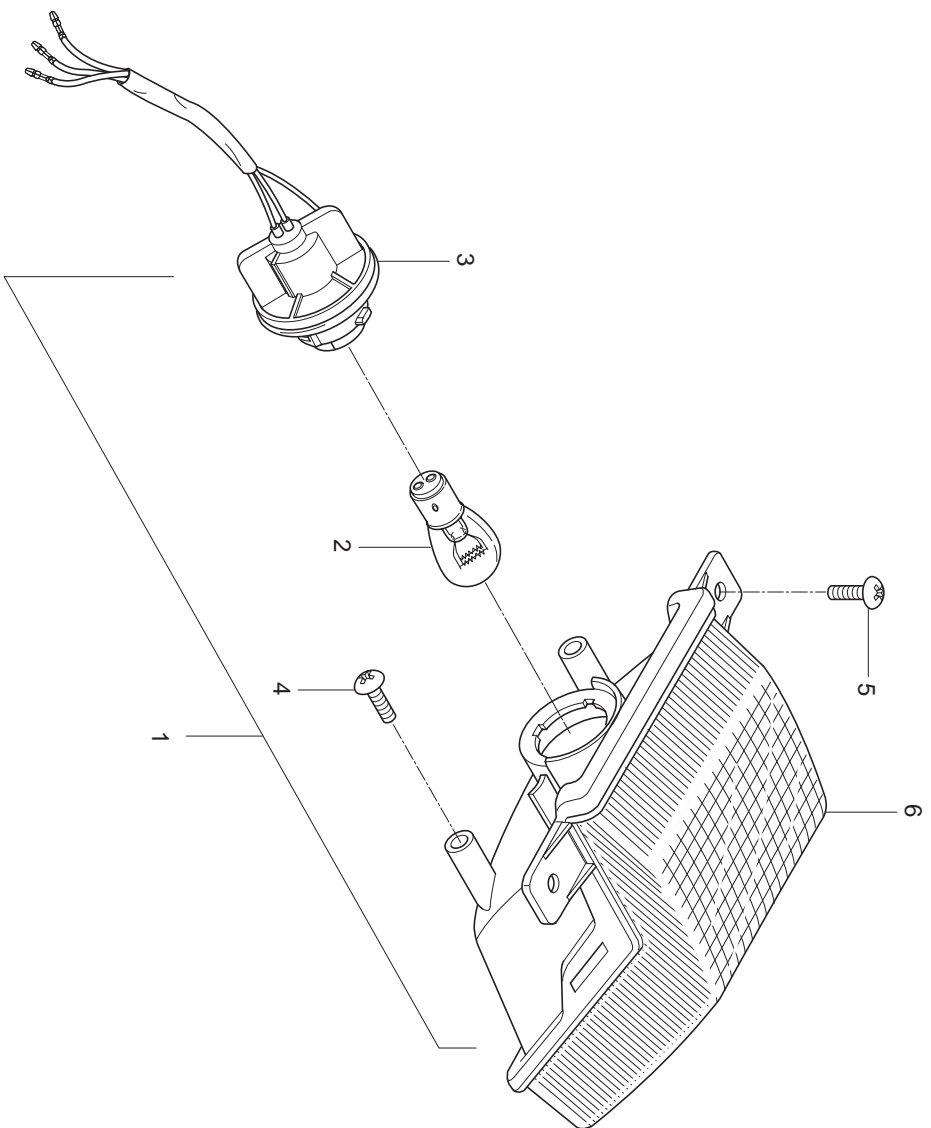


FIG 24. TAIL & STOP LAMP

REF. PARTS NO.						PARTS NAME	Q'TY	REMARKS	REC.Q'TY
NO.	DOMESTIC	MEU01	PEN01	MG01	PSA01				(PCS)
1	35710HM5400	35710HM5450	35710HM5450	35710HM5450	35710HM5400	LAMP ASSY, tail & stop	1		5
2	09471-12047	09471-12047	09471-12047	09471-12047	09471-12047	BULB, tail & stop lamp(12V 21/5W	1		
3	35760HM5400	35760HM5400	35760HM5400	35760HM5400	35760HM5400	SOCKET ASS`Y, tail & stop	1		
4	03241-05166	03241-05166	03241-05166	03241-05166	03241-05166	SCREW, rear fender & rear combi l	2		
5	02142-06126	02142-06126	02142-06126	02142-06126	02142-06126	SCREW, rear fender & rear combi t	2		27
6	35712HG5800	35712HG5800	35712HG5800	35712HG5800	35712HG5800	LENS, tail & stop	1		

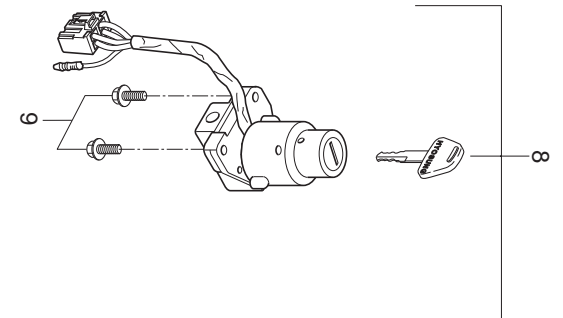
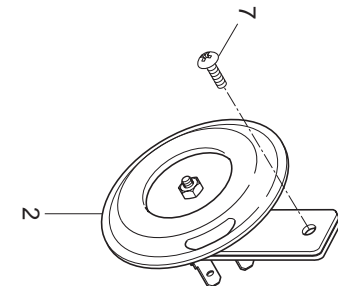
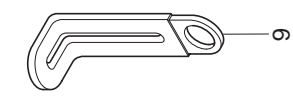
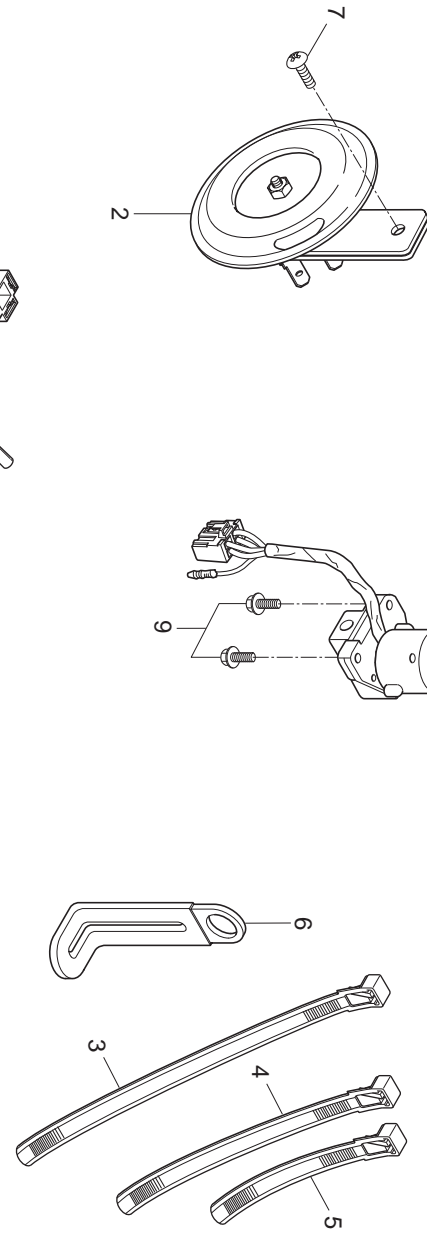
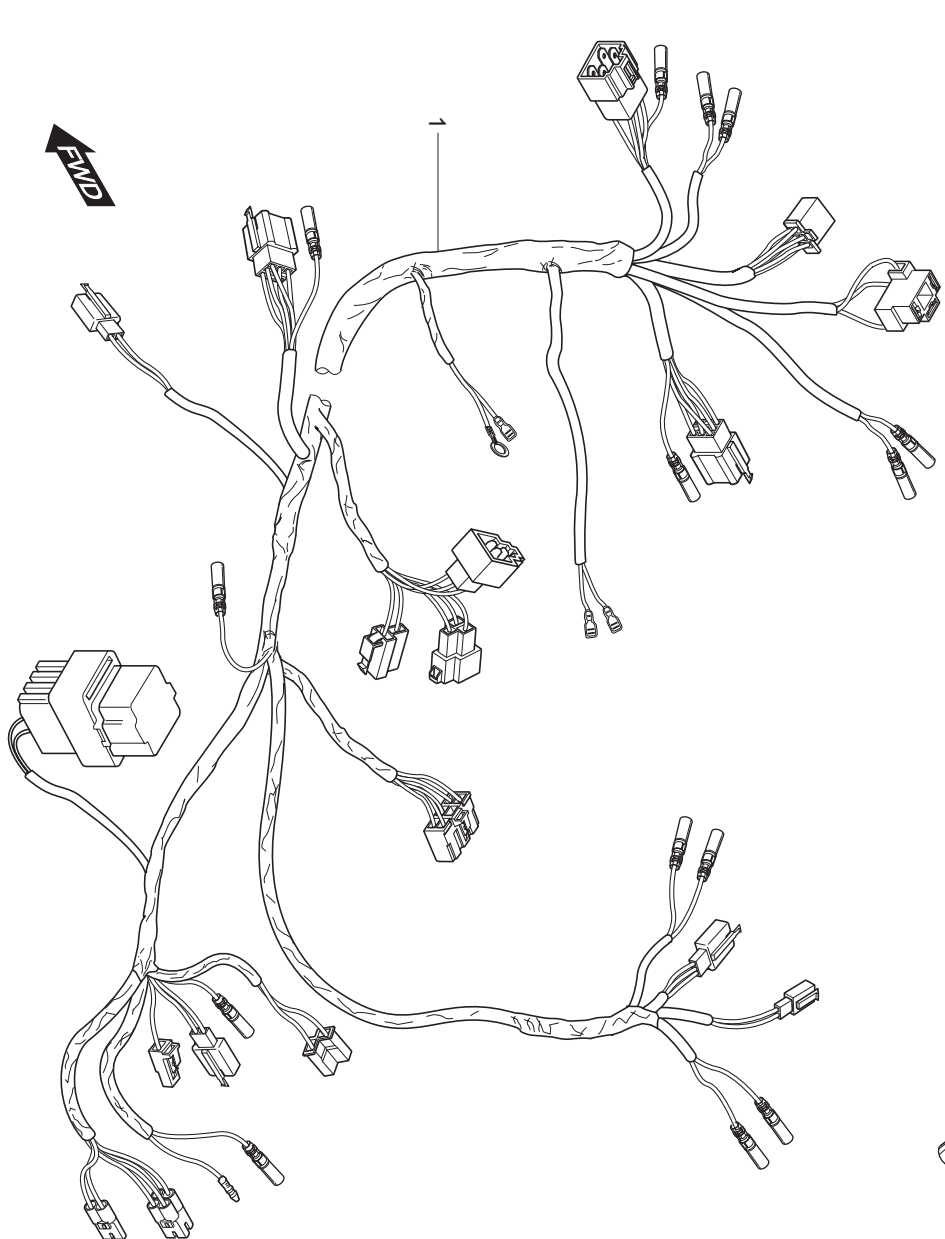


FIG 25. WIRING HARNESS & HORN

REF. PARTS NO.						PARTS NAME	Q'TY	REMARKS	REC.Q'TY
NO.	DOMESTIC	MEU01	PEN01	MG01	PSA01				(PCS)
1	36610HM5400	36610HM5450	36610HM5460	36610HM5450	36610HM5460	WIRING HARNESS	1		5
2	38500HG5850	38500HG5850	38500HG5850	38500HG5850	38500HG5850	HORN ASS`Y	1		5
3	09407-254A1	09407-254A1	09407-254A1	09407-254A1	09407-254A1	CLAMP, wiring harness	1		
4	09407-14403	09407-14403	09407-14403	09407-14403	09407-14403	CLAMP, wiring harness	5		
5	09407-14408	09407-14408	09407-14408	09407-14408	09407-14408	CLAMP, wiring harness	4		
6	09404-06405	09404-06405	09404-06405	09404-06405	09404-06405	CLAMP, wiring harness	2		
7	02112-36128	02112-36128	02112-36128	02112-36128	02112-36128	BOLT, horn(M6×12)	2		
8	37100H93B30	37100H93B30	37100HG5170	37100H93B30	37100H93B30	LOCK ASS`Y, steering	1		5
9	01517-06168	01517-06168	01517-06168	01517-06168	01517-06168	BOLT, steering lock(M6×16)	1		5
9-1	01517-06168	09139H06016	09139H06016	09139H06016	01517-06168	BOLT,steer'g lock	1		

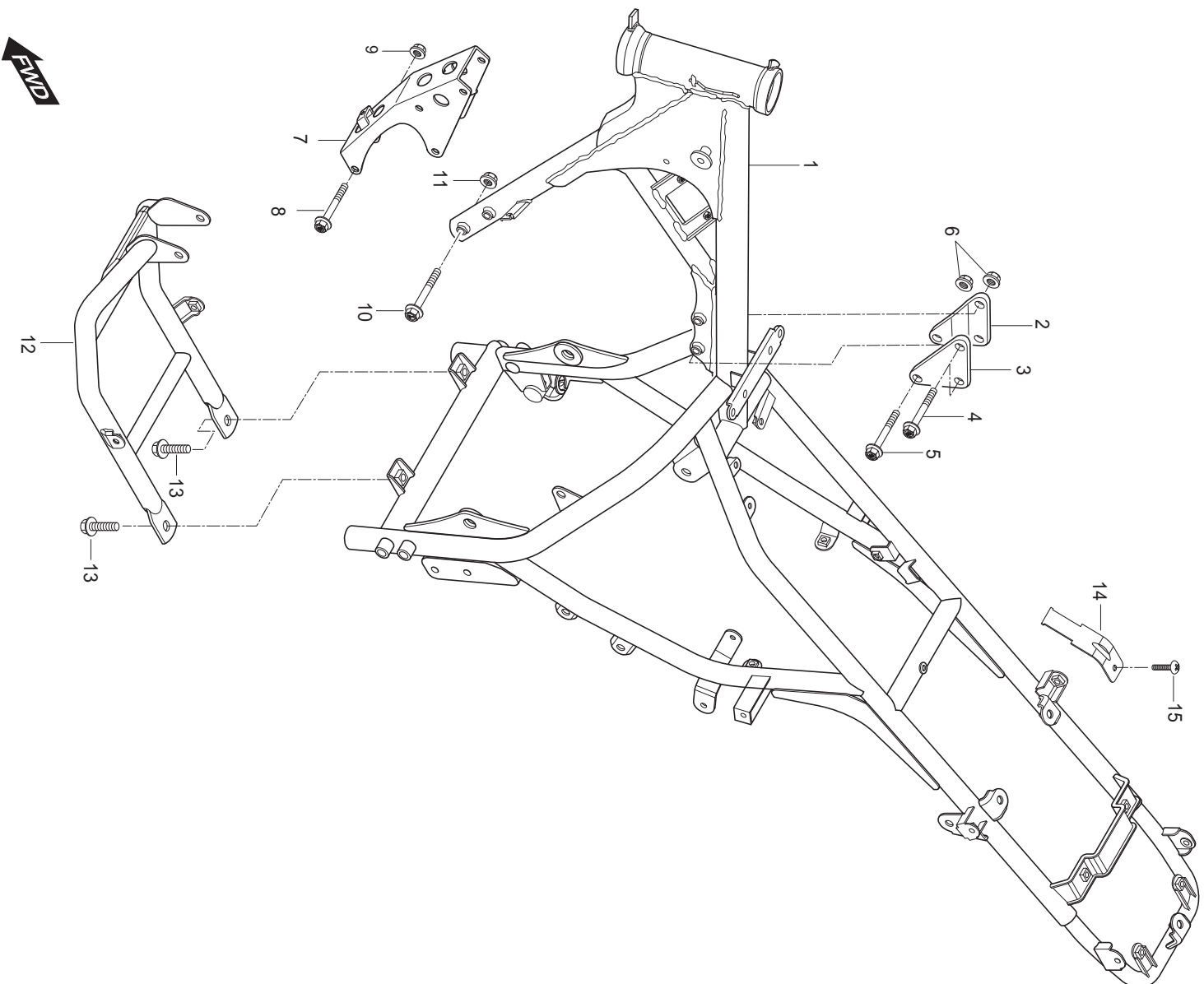


FIG 26. FRAME

REF. PARTS NO.						PARTS NAME	Q'TY	REMARKS	REC.Q'TY
NO.	DOMESTIC	MEU01	PEN01	MG01	PSA01				(PCS)
1	41100HM5404PAM	41100HM5450PAM	41100HM5450PAM	41100HM5450PAM	41100HM5404PAM	FRAME COMP	1		2
2	41993HG5801120	41993HG5801120	41993HG5801120	41993HG5801120	41993HG5801120	PLATE, engine mtg upper RH	1		5
3	41994HG5801120	41994HG5801120	41994HG5801120	41994HG5801120	41994HG5801120	PLATE, engine mtg upper LH	1		5
4	01517-08608	01517-08608	01517-08608	01517-08608	01517-08608	BOLT, e/g mtg upper plate & frame	2		10
5	01517-08508	01517-08508	01517-08508	01517-08508	01517-08508	BOLT, e/g mtg upper plate & engin	1		
6	08319-31088	08319-31088	08319-31088	08319-31088	08319-31088	NUT, engine mtg upper plate(M8)	3		
7	41990HG5801PAM	41990HG5801PAM	41990HG5801PAM	41990HG5801PAM	41990HG5801PAM	BRACKET COMP, engine mountir	1		5
8	09103H10149	09103H10149	09103H10149	09103H10149	09103H10149	BOLT, e/g mtg low brkt & engine(I	2		10
9	08319-31108	08319-31108	08319-31108	08319-31108	08319-31108	NUT, e/g mtg low brkt & engine(M	2		
10	01517-08658	01517-08658	01517-08658	01517-08658	01517-08658	BOLT, e/g mtg low brkt & frame N	2		
11	08319-31088	08319-31088	08319-31088	08319-31088	08319-31088	NUT, e/g mtg low brkt & frame(M8	2		
12	41140HG5803PAM	41140HG5803PAM	41140HG5803PAM	41140HG5803PAM	41140HG5803PAM	TUBE COMP, down	1		
13	01517-08168	01517-08168	01517-08168	01517-08168	01517-08168	BOLT, under guard pipe brkt(M8×1	2		30
14	63116HM5400	63116HM5400	63116HM5400	63116HM5400	63116HM5400	PLATE, C. D. I	1		
15	02142-06126	02142-06126	02142-06126	02142-06126	02142-06126	SCREW, C. D. I unit(M6×12)	1		
16		42511HG5850	42511HG5850	42511HG5850	42511HG5850	GUARD, engin	1		
17		02142-06125	02142-06125	02142-06125	02142-06125	SCREW, engine guard	3		
18		09169-06034	09169-06034	09169-06034	09169-06034	WASHER, engine guard	3		

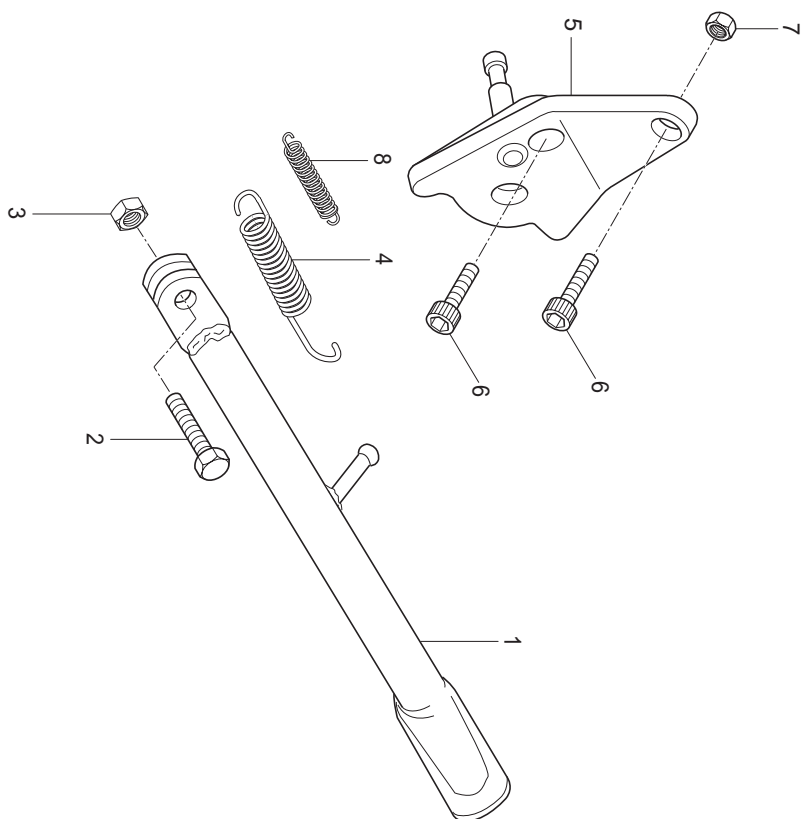
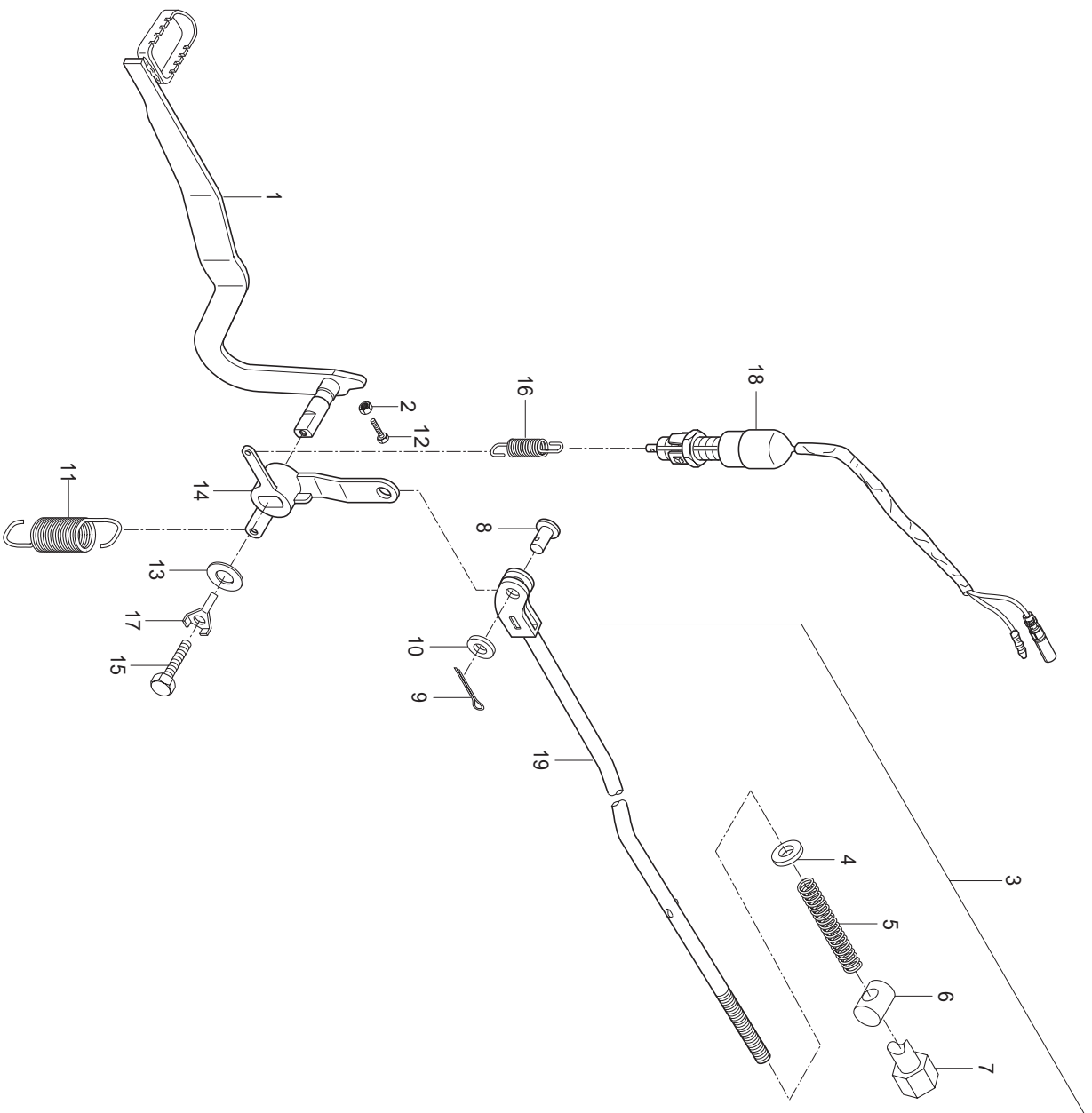


FIG 27. PROP STAND

REF. PARTS NO.						PARTS NAME	Q'TY	REMARKS	REC.Q'TY
NO.	DOMESTIC	MEU01	PEN01	MG01	PSA01				(PCS)
1	42310HM5450120	42310HM5450120	42310HM5450120	42310HM5450120	42310HM5450120	STAND COMP, prop	1		5
2	09100-10031	09100-10031	09100-10031	09100-10031	09100-10031	BOLT, prop stand	1		10
3	08310-22108	08310-22108	08310-22108	08310-22108	08310-22108	NUT, prop stand	1		
4	09443H14037	09443H14037	09443H14037	09443H14037	09443H14037	SPRING, prop stand outer	1		10
5	42340HG5801PAM	42340HG5801PAM	42340HG5801PAM	42340HG5801PAM	42340HG5801PAM	BRACKET COMP, prop stand	1	~ KM4SF41A031200361	5
		42340HG5851PAM		42340HG5851PAM		BRACKET COMP, prop stand	1	KM4SF41A031200362 ~	
6	07110-08258	07110-08258	07110-08258	07110-08258	07110-08258	BOLT, prop stand & brkt(M8×25)	2		
7	08319-31088	08319-31088	08319-31088	08319-31088	08319-31088	NUT, prop stand & brkt bolt upper	2		
8	09443-06001	09443-06001	09443-06001	09443-06001	09443-06001	SPRING, prop stand inner	1		10



FWD

FIG 28. REAR BRAKE

REF. PARTS NO.						PARTS NAME	Q'TY	REMARKS	REC.Q'TY
NO.	DOMESTIC	MEU01	PEN01	MG01	PSA01				(PCS)
1	43100HM5401120	43100HM5401120	43100HM5401120	43100HM5401120	43100HM5401120	PEDAL ASS`Y, brake	1		5
2	08310-11068	08310-11068	08310-11068	08310-11068	08310-11068	NUT, brake pedal(M6)	1		
3	43300HM5401	43300HM5401	43300HM5401	43300HM5401	43300HM5401	ROD ASS`Y, rear brake	1		5
4	08322-21068	08322-21068	08322-21068	08322-21068	08322-21068	WASHER, R/R brake rod R/R	1		
5	09440-09013	09440-09013	09440-09013	09440-09013	09440-09013	SPRING, R/R brake rod R/R	1		
6	09209-11006	09209-11006	09209-11006	09209-11006	09209-11006	PIN, R/R brake rod R/R	1		
7	09150-06009	09150-06009	09150-06009	09150-06009	09150-06009	NUT, R/R brake rod R/R(M6)	1		
8	09200-06013	09200-06013	09200-06013	09200-06013	09200-06013	PIN, R/R brake rod front	1		
9	04111-20208	04111-20208	04111-20208	04111-20208	04111-20208	COTTER PIN, R/R brake rod	1		
10	08322-21068	08322-21068	08322-21068	08322-21068	08322-21068	WASHER, R/R brake FT	1		
11	09443H14025	09443H14025	09443H14025	09443H14025	09443H14025	SPRING, R/R brake return	1		5
12	01104-06208	01104-06208	01104-06208	01104-06208	01104-06208	BOLT, brake pedal(M6×20)	1		
13	09160-06012	09160-06012	09160-06012	09160-06012	09160-06012	WASHER, brake pedal	1		
14	43123HG5802	43123HG5802	43123HG5802	43123HG5802	43123HG5802	ARM, brake rod	1		5
15	01107-06168	01107-06168	01107-06168	01107-06168	01107-06168	BOLT, brake pedal(M6×16)	1		
16	09443H06006	09443H06006	09443H06006	09443H06006	09443H06006	SPRING, stop lamp switch	1		5
17	43129-35C00	43129-35C00	43129-35C00	43129-35C00	43129-35C00	WASHER, lock	1		
18	37740H93B00	37740H93B00	37740H93B00	37740H93B00	37740H93B00	SWITCH ASS`Y, rear stop	1		5
19	43310HM5401	43310HM5401	43310HM5401	43310HM5401	43310HM5401	ROD COMP, rear brake	1		

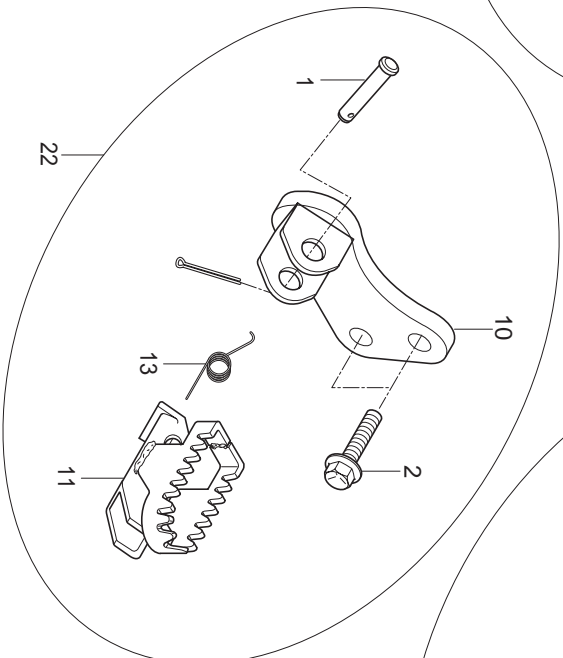
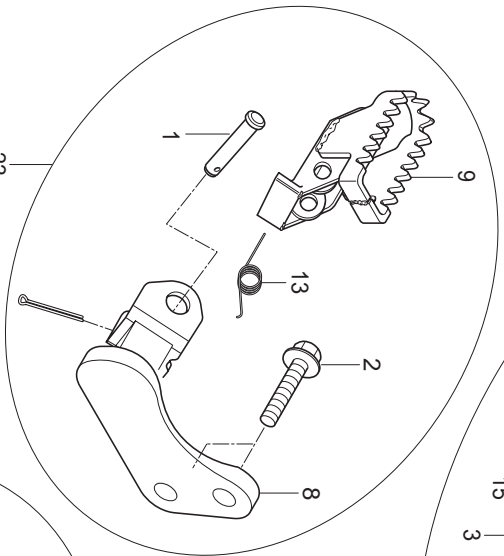
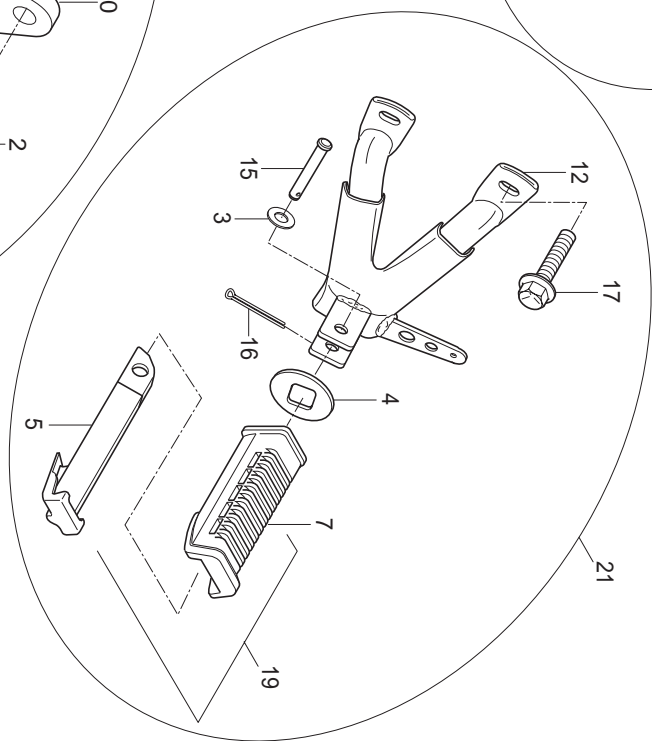
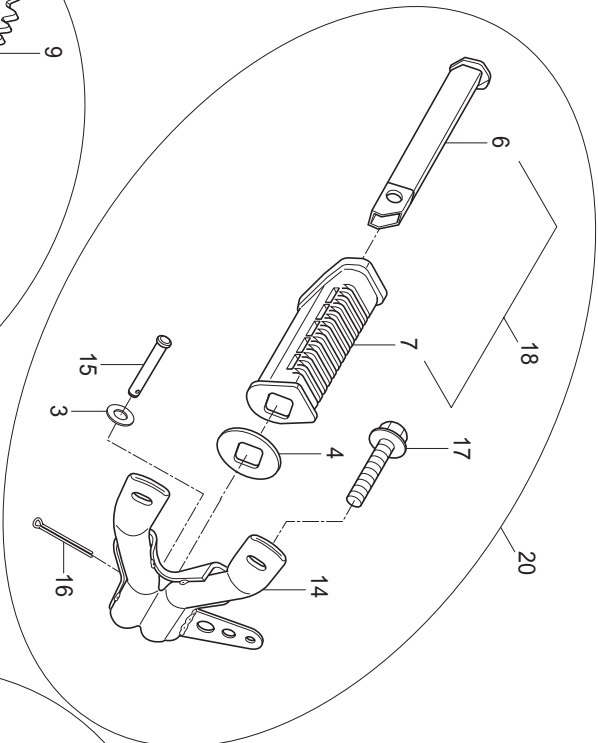


FIG 29. FOOTREST BAR

REF. PARTS NO.						PARTS NAME	Q'TY	REMARKS	REC.Q'TY
NO.	DOMESTIC	MEU01	PEN01	MG01	PSA01				(PCS)
1	09200-10008	09200-10008	09200-10008	09200-10008	09200-10008	PIN, front footrest	2		20
2	09116H10061	09116H10061	09116H10061	09116H10061	09116H10061	BOLT, front footrest bracket	4		
3	08322-21068	08322-21068	08322-21068	08322-21068	08322-21068	WASHER, pillion footrest pin	2		
4	43631-34A00	43631-34A00	43631-34A00	43631-34A00	43631-34A00	WASHER, pillion footrest rubber	2		20
5	43710-12B01	43710-12B01	43710-12B01	43710-12B01	43710-12B01	BAR COMP, pillion footrest L	1		
6	43610-12B01	43610-12B01	43610-12B01	43610-12B01	43610-12B01	BAR COMP, pillion footrest R	1		
7	43551-29B21	43551-29B21	43551-29B21	43551-29B21	43551-29B21	RUBBER, pillion footrest	2		
8	43510HM5402120	43510HM5402120	43510HM5402120	43510HM5402120	43510HM5402120	BAR COMP, front footrest R	1		
9	43550-08B10	43550-08B10	43550-08B10	43550-08B10	43550-08B10	FOOTREST COMP, front R	1		5
10	43520HM5401120	43520HM5401120	43520HM5401120	43520HM5401120	43520HM5401120	BAR COMP, front footrest L	1		
11	43560-08B10	43560-08B10	43560-08B10	43560-08B10	43560-08B10	FOOTREST COMP, front L	1		5
12	43750HG5800PAM	43750HG5800PAM	43750HG5800PAM	43750HG5800PAM	43750HG5800PAM	BRACKET COMP, pillion footrest	1		
13	09448H16001	09448H16001	09448H16001	09448H16001	09448H16001	SPRING, front footrest	2		
14	43650HG5800PAM	43650HG5800PAM	43650HG5800PAM	43650HG5800PAM	43650HG5800PAM	BRACKET COMP, pillion footrest	1		
15	09200H06057	09200H06057	09200H06057	09200H06057	09200H06057	PIN, pillion footrest	2		
16	04111-20208	04111-20208	04111-20208	04111-20208	04111-20208	COTTER PIN, pillion footrest	2		
17	01517-08168	01517-08168	01517-08168	01517-08168	01517-08168	BOLT, pillion footrest bracket	4		
18	43600HG5800	43600HG5800	43600HG5800	43600HG5800	43600HG5800	FOOTREST ASS`Y, pillion R	1		5
19	43700HG5800	43700HG5800	43700HG5800	43700HG5800	43700HG5800	FOOTREST ASS`Y, pillion L	1		5
20	43650HM5400HPA	43650HM5400HPA	43650HM5400HPA	43650HM5400HPA	43650HM5400HPA	BRACKET PILLION R, ASS`Y	1		
21	43750HM5400HPA	43750HM5400HPA	43750HM5400HPA	43750HM5400HPA	43750HM5400HPA	BRACKET PILLION L, ASS`Y	1		
22	43520HM5400HPA	43520HM5400HPA	43520HM5400HPA	43520HM5400HPA	43520HM5400HPA	BAR FOOTREST L, ASS`Y	1		
23	43510HM5400HPA	43510HM5400HPA	43510HM5400HPA	43510HM5400HPA	43510HM5400HPA	BAR FOOTREST R, ASS`Y	1		

FIG 30. FUEL TANK

REF. PARTS NO.						PARTS NAME	Q'TY	REMARKS	REC.Q'TY
NO.	DOMESTIC	MEU01	PEN01	MG01	PSA01				(PCS)
1	44110HM5401	44110HM5450CDB		44110HM5460	44110HM5450	TANK COMP, fuel color BLEU			
1		44110HM5450CLR				TANK COMP fuel color ROUGE			
1		44110HM5450CSY				TANK COMP fuel color JAUNE			
2	44211HG5801	44211HG5801	44211HG5801	44211HG5801	44211HG5801	CAP, fuel tank filter	1		10
3	44248-05210	44248-05210	44248-05210	44248-05210	44248-05210	GASKET, fuel tank filter cap	1		
4	09343H03058	09343-05052	09343-05052	09343-05052	09343H03058	HOSE, fuel tank breather L=580	1		5
4~1	09343-05052				09343-05052	HOSE, fuel tank breather L=580	1	KM4SF41A241201417 ~	5
5	09329-10007	09329-10007	09329-10007	09329-10007	09329-10007	CUSHION, fuel tank front	2		
6	09320-14013	09320-14013	09320-14013	09320-14013	09320-14013	CUSHION, fuel tank RR	2		
7	09116H06084	09116H06084	09116H06084	09116H06084	09116H06084	BOLT, fuel tank RR	2		
8	09180-06162	09180-06162	09180-06162	09180-06162	09180-06162	SPACER, fuel tank RR cushion	2		
9	09320-10020	09320-10020	09320-10020	09320-10020	09320-10020	CUSHION, fuel tank RR up	2		
10	45119HM5400	45119HM5400	45119HM5400	45119HM5400	45119HM5400	PLATE, seat ft hook	1		
11	68120HM5400					TAPE, fuel tank(TROY) 1AA:SY, 1	2	SELECTION	
12	68319H05300PL	68319H05350PL	68319H05350PL	68319H05370PL	68319H05350PL	PLATE, cushion	1		
13	44110SM5401	44110SM5450	44110SM5450	44110SM5460	44110SM5450	FUEL TANK(color) 0DB.0LR.0SY	1	SELECTION	3
14		68120HM54501AC		68120HM5450	68120HM5450	TAPE, fuel tank KARION BLEU	2		
14		68120HM54501AB				TAPE fuel tank KARION ROUGE			
14		68120HM54501AA				TAPE fuel tank KARION JAUNE			
15		06111-05004	06111-05004	06111-05004		BALL,hose fuel drain	2		

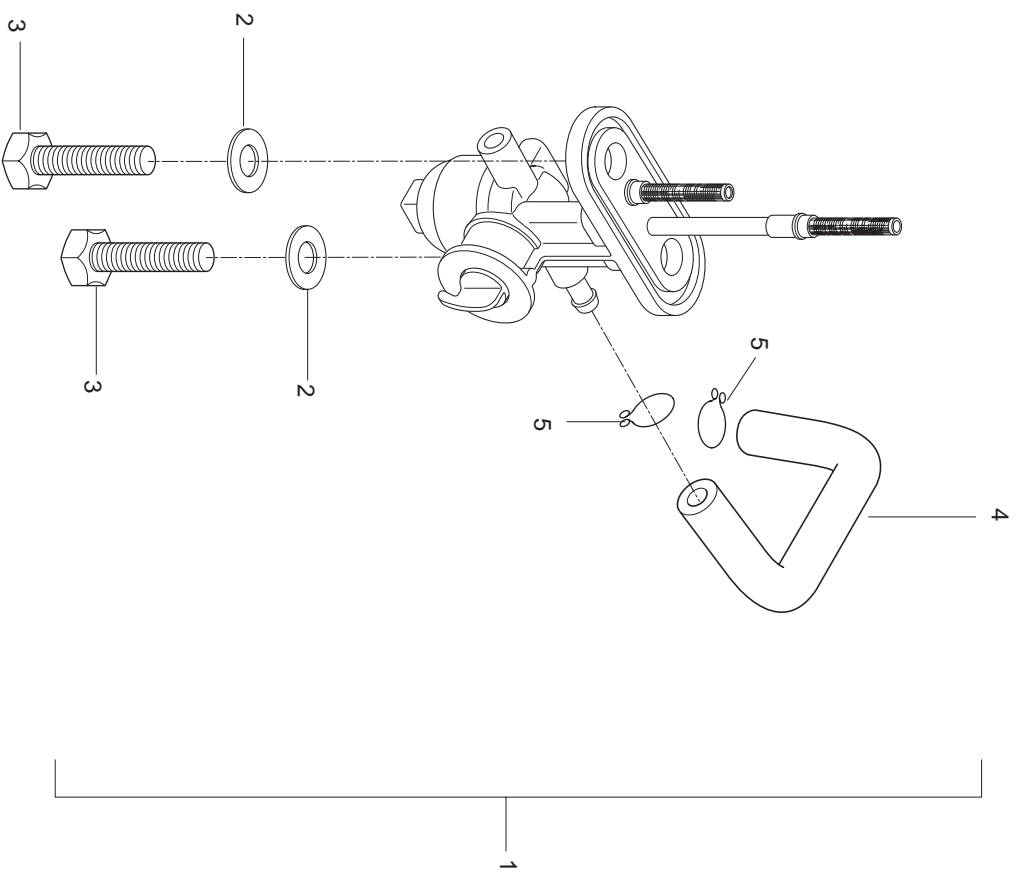


FIG 31. FUEL COCK

REF. PARTS NO.						PARTS NAME	Q'TY	REMARKS	REC.Q'TY
NO.	DOMESTIC	MEU01	PEN01	MG01	PSA01				(PCS)
1	44300HG5103	44300HG5103	44300HG5103	44300HG5103	44300HG5103	COCK ASS'Y, fuel	1		10
2	09168-06010	09168-06010	09168-06010	09168-06010	09168-06010	GASKET, fuel cock	2		
3	09128-06005	09128-06005	09128-06005	09128-06005	09128-06005	BOLT, fuel cock	2		
4	44197HB1100	44197HB1100	44197HB1100	44197HB1100	44197HB1100	HOSE, fuel(L=170)	1		5
5	09401-09101	09401-09101	09401-09101	09401-09101	09401-09101	CLIP, fuel hose	2		

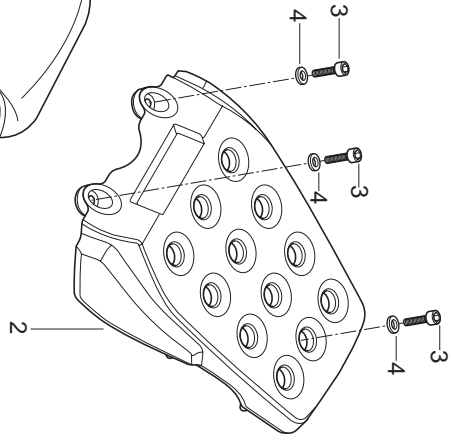
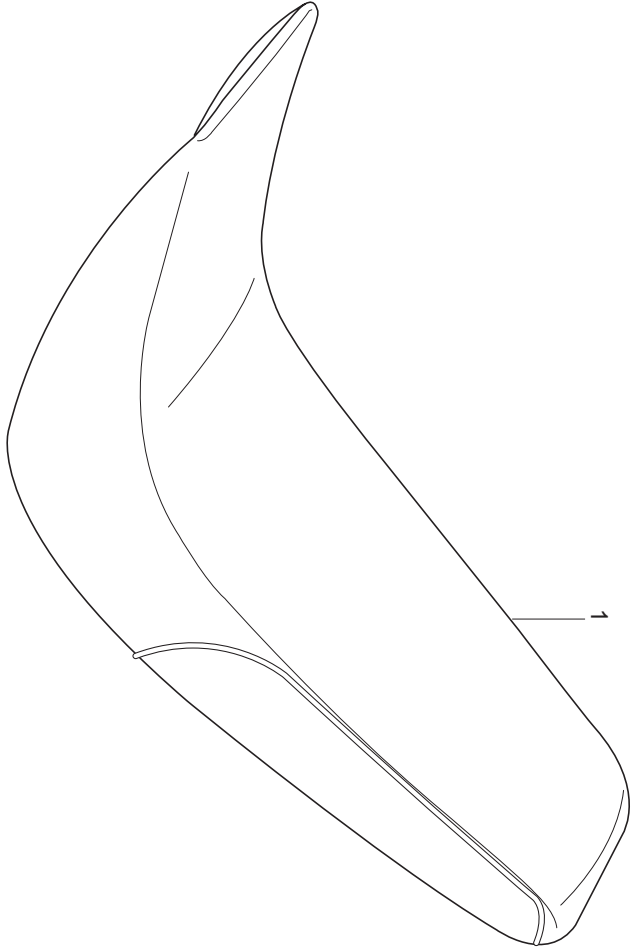


FIG 32. SEAT & SEAT TAIL COVER

REF. PARTS NO.					PARTS NAME	Q'TY	REMARKS	REC.Q'TY
NO.	DOMESTIC	MEU01	PEN01	MG01	PSA01			(PCS)
1	45100HM5402	45100HM5450L02		45100HM5450	45100HM5450	SEAT SET ROUGE	SELECTION	5
1		45100HM5450L04				SEAT SET BLEU / JAUNE		
2	46410HM540003P	46410HM540003P	46410HM540003P	46410HM540003P	46410HM540003P	CARRIER COMP, rear		1
3	07110-08258	07110-08258	07110-08258	07110-08258	07110-08258	BOLT, rear carrier		3
4	08322-11088	08322-11088	08322-11088	08322-11088	08322-11088	WASHER, rear carrier bolt		3

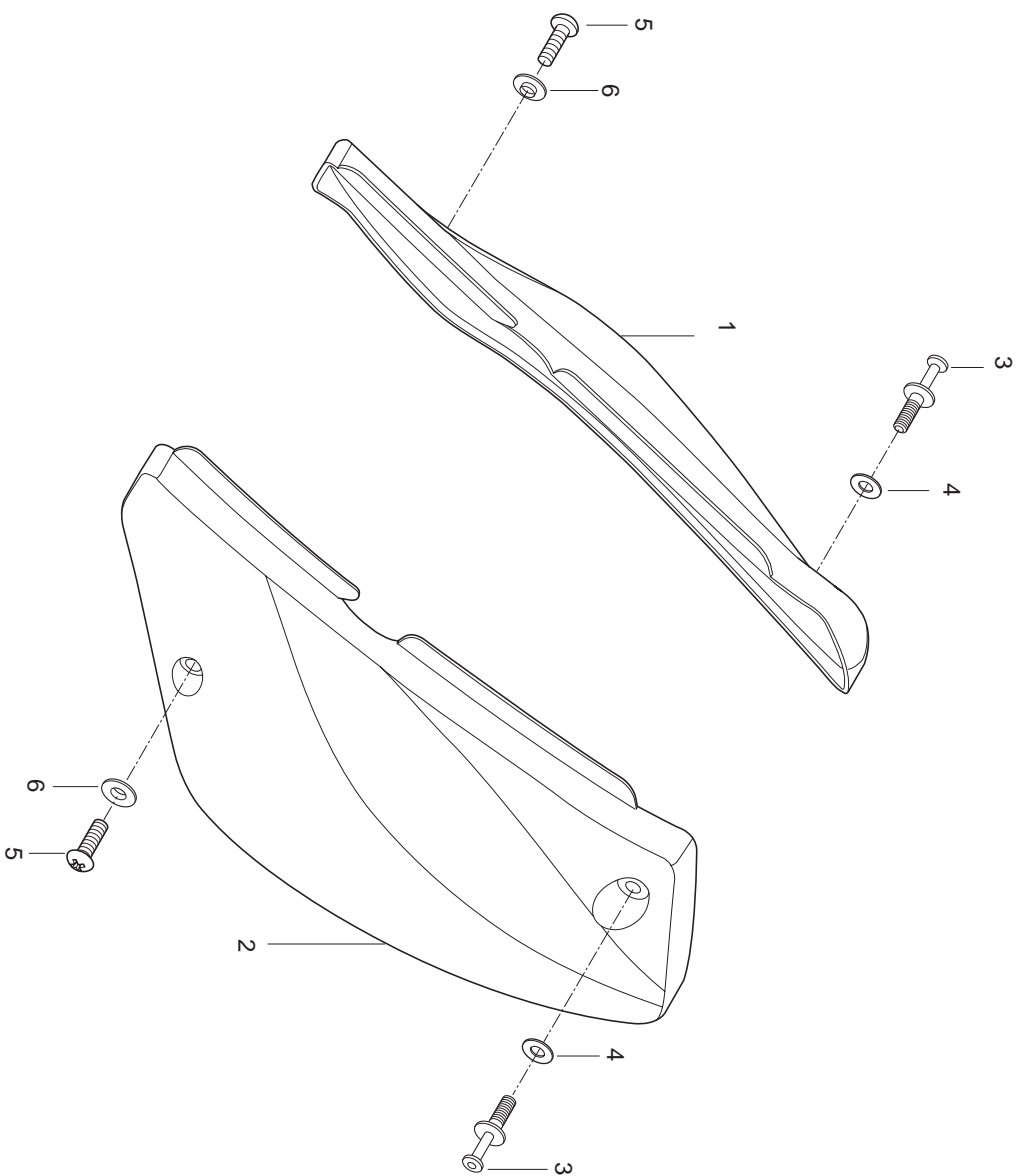


FIG 33. SIDE COVER

REF. PARTS NO.						PARTS NAME	Q'TY	REMARKS	REC.Q'TY
NO.	DOMESTIC	MEU01	PEN01	MG01	PSA01				(PCS)
1	47111HM5401	47111HM54010DB		47111HM5401	47111HM5401	COVER, side R BLEU			
1		47111HM54010LR				COVER side R ROUGE			
1		47111HM54010M0				COVER side R JAUNE			
2	47211HM5401	47211HM54010DB		47211HM5401	47211HM5401	COVER, side L BLEU			
2		47211HM54010LR				COVER side L ROUGE			
2		47211HM54010M0				COVER side L JAUNE			
3	47113HM8101	47113HM8101	47113HM8101	47113HM8101	47113HM8101	BOLT, luggage support	2		
3-1	47115HN9100	47115HN9100	47115HN9100	47115HN9100	47115HN9100	CAP, lugg support bolt	2		
4	08322-11088	08322-11088	08322-11088	08322-11088	08322-11088	WASHER, luggage support bolt	2		
5	02142-06166	02142-06166	02142-06166	02142-06166	02142-06166	SCREW, side cover	2		
6	09169-06034	09169-06034	09169-06034	09169-06034	09169-06034	WASHER, side cover	2		6

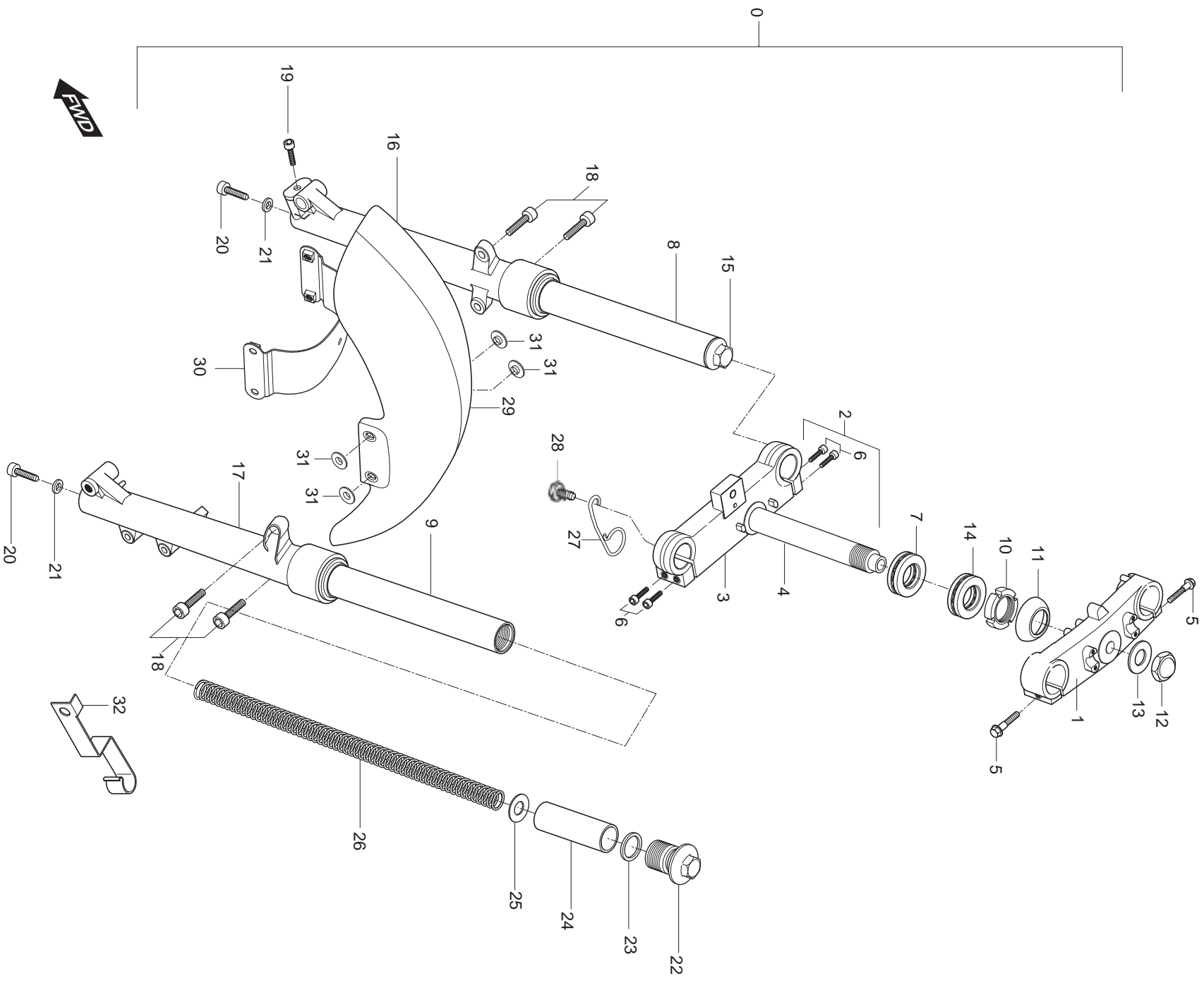


FIG 34. FRONT FORK & FENDER

REF. PARTS NO.						PARTS NAME	Q'TY	REMARKS	REC.Q'TY
NO.	DOMESTIC	MEU01	PEN01	MG01	PSA01				(PCS)
0	51100HM5400HPA	51100HM5400HPA	51100HM5400HPA	51100HM5400HPA	51100HM5400HPA	FORK ASS'Y, front	1		
1	51311HM5400121	51311HM5400121	51311HM5400121	51311HM5400121	51311HM5400121	BRACKET, front fork upper	1		5
2	51410HM5400121	51410HM5400121	51410HM5400121	51410HM5400121	51410HM5400121	BRACKET COMP, front fork unde	1		5
3	51411HM5400	51411HM5400	51411HM5400	51411HM5400	51411HM5400	BRACKET, front fork under	1	NOT SALE	
4	51412HG5103	51412HG5103	51412HG5103	51412HG5103	51412HG5103	STEM, steering	1	NOT SALE	
5	07110-08258	07110-08258	07110-08258	07110-08258	07110-08258	BOLT, front fork upper bracket	2		
6	07110-08258	07110-08258	07110-08258	07110-08258	07110-08258	BOLT, front fork under bracket	4		
7	09265H25001	09265H25001	09265H25001	09265H25001	09265H25001	BEARING, steering lower	1		5
8	51210HM5401	51210HM5401	51210HM5401	51210HM5401	51210HM5401	DAMPER ASS'Y, front fork R	1		5
9	51220HM5403	51220HM5403	51220HM5403	51220HM5403	51220HM5403	DAMPER ASS'Y, front fork L	1		5
10	51631-28000	51631-28000	51631-28000	51631-28000	51631-28000	NUT, steering stem	1		
11	51643HG5801	51643HG5801	51643HG5801	51643HG5801	51643HG5801	DUST SEAL, steering upper	1		5
12	09159H22001	09159H22001	09159H22001	09159H22001	09159H22001	NUT, steering upper	1		5
13	09160H22031	09160H22031	09160H22031	09160H22031	09160H22031	WASHER, steering upper	1		
14	09265H28001	09265H28001	09265H28001	09265H28001	09265H28001	BEARING, steering upper	1		5
15	51432HG5100	51432HG5100	51432HG5100	51432HG5100	51432HG5100	BOLT, front fork upper	1	NOT SALE	
16	51420HM5401	51420HM5401	51420HM5401	51420HM5401	51420HM5401	CASE, botton R	1		
17	51520HM5401	51520HM5401	51520HM5401	51520HM5401	51520HM5401	CASE, botton L	1		
18	07110-08256	07110-08256	07110-08256	07110-08256	07110-08256	BOLT, front fender(M8×25)	4		
19	07110-08358	07110-08358	07110-08358	07110-08358	07110-08358	BOLT, ft fork clamp R (M8×35)	1		
20	07110-08256	07110-08256	07110-08256	07110-08256	07110-08256	BOLT, fork clip(M8×25)	2		
21	90544H93B00	90544H93B00	90544H93B00	90544H93B00	90544H93B00	WASHER SPACER	2		
22	51432HG5100	51432HG5100	51432HG5100	51432HG5100	51432HG5100	BOLT, front fork upper	1	NOT SALE	
23	91356HG5100	91356HG5100	91356HG5100	91356HG5100	91356HG5100	O-RING	2	NOT SALE	
24	51610HG5100	51610HG5100	51610HG5100	51610HG5100	51610HG5100	SPACER, ft fork inner	2	NOT SALE	

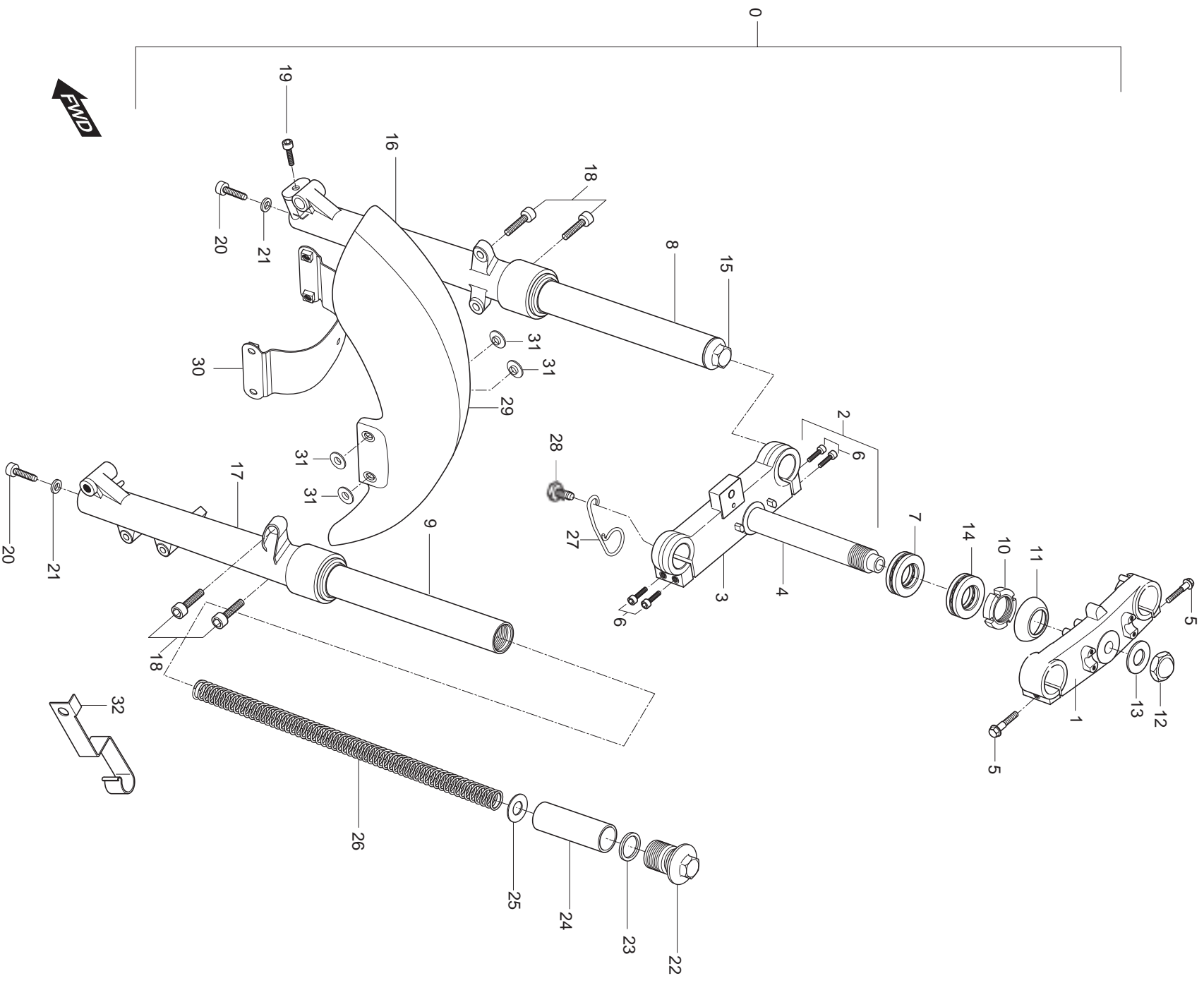


FIG 34. FRONT FORK & FENDER

REF. PARTS NO.						PARTS NAME	Q'TY	REMARKS	REC.Q'TY
NO.	DOMESTIC	MEU01	PEN01	MG01	PSA01				(PCS)
25	51402HG5100	51402HG5100	51402HG5100	51402HG5100	51402HG5100	GUIDE, spring	2	NOT SALE	
26	51401HG5100	51401HG5100	51401HG5100	51401HG5100	51401HG5100	SPRING, cushion	2	NOT SALE	
27	59266HM5400	59266HM5400	59266HM5400	59266HM5400	59266HM5400	GUIDE, F/T brake hose & cable	1		5
28	02142-06126	02142-06126	02142-06126	02142-06126	02142-06126	SCREW, guide(M6×12)	1		
29	53111HM5401	53111HM54010DB		53111HM5401	53111HM5401	FENDER, front BLEU			
29		53111HM54010LR				FENDER front ROUGE			
29		53111HM54010M0				FENDER front JAUNE			
30	53211HM5401	53211HM5401	53211HM5401	53211HM5401	53211HM5401	BRACE, front fender	1		
31	09169-08034	09169-08034	09169-08034	09169-08034	09169-08034	WASHER, front fender	4		
32	59266HG5101	59266HG5101	59266HG5101	59266HG5101	59266HG5101	CLAMP, brake hose No1	1		5

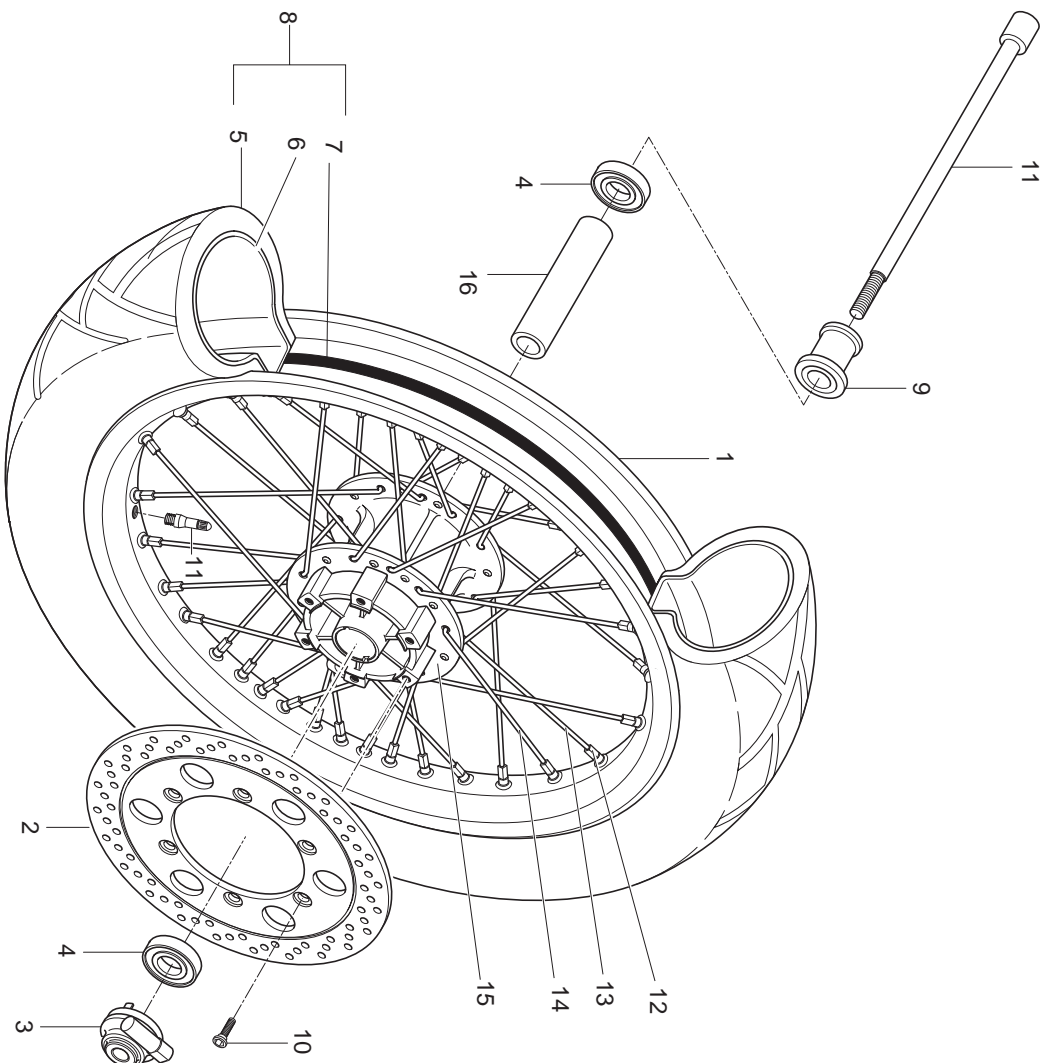


FIG 35. FRONT WHEEL

REF. PARTS NO.						PARTS NAME	Q'TY	REMARKS	REC.Q'TY
NO.	DOMESTIC	MEU01	PEN01	MG01	PSA01				(PCS)
1	55311HM5400	55311HM5400	55311HM5400	55311HM5400	55311HM5400	RIM, front wheel(J18×MT2.50)	1		5
2	59211HG5150	59211HG5150	59211HG5150	59211HG5150	59211HG5150	DISC, front brake	1		3
3	54600HM5400	54600HM5400	54600HM5400	54600HM5400	54600HM5400	BOX ASS'Y speedometer gear	1		5
4	08124-63027	08124-63027	08124-63027	08124-63027	08124-63027	BEARING, front hub	2		
5	55100HM5400	55100HM5400	55100HM5400	55100HM5400	55100HM5400	TIRE COMP, front(2.75 x 21 45P)	1		5
6	55200HM5400	55200HM5400	55200HM5400	55200HM5400	55200HM5400	TUBE ASS`Y, front wheel inner	1		5
7	55261HM5400	55261HM5400	55261HM5400	55261HM5400	55261HM5400	PROTECTOR, front wheel inner	1		5
8	55101HM5400	55101HM5400	55101HM5400	55101HM5400	55101HM5400	TIRE SET, front (2.75 x 21 45P)	1	NOT SALE	
9	54750HM5400	54750HM5400	54750HM5400	54750HM5400	54750HM5400	SPACER COMP, FT axle L	1		5
10	59421-03A01	59421-03A01	59421-03A01	59421-03A01	59421-03A01	BOLT, front brake	4		
11	54711HG5101	54711HG5101	54711HG5101	54711HG5101	54711HG5101	AXLE, front	1		3
12	65325HM5400	65325HM5400	65325HM5400	65325HM5400	65325HM5400	NIPPLE, wheel spoke	36		
13	55321HM5400	55321HM5400	55321HM5400	55321HM5400	55321HM5400	SPOKE, front wheel inner	18		18
14	55322HM5400	55322HM5400	55322HM5400	55322HM5400	55322HM5400	SPOKE, front wheel outer	18		18
15	54110HM5400121	54110HM5400121	54110HM5400121	54110HM5400121	54110HM5400121	HUB, front wheel	1		
16	54731HG5100	54731HG5100	54731HG5100	54731HG5100	54731HG5100	SPACER, front hub	1		
17	54110HM5400HPA	54110HM5400HPA	54110HM5400HPA	54110HM5400HPA	54110HM5400HPA	WHEEL FT+TIRE	1		
18	54110SM5400HPA	54110SM5400HPA	54110SM5400HPA	54110SM5400HPA	54110SM5400HPA	WHEEL FT ASS'Y	1		

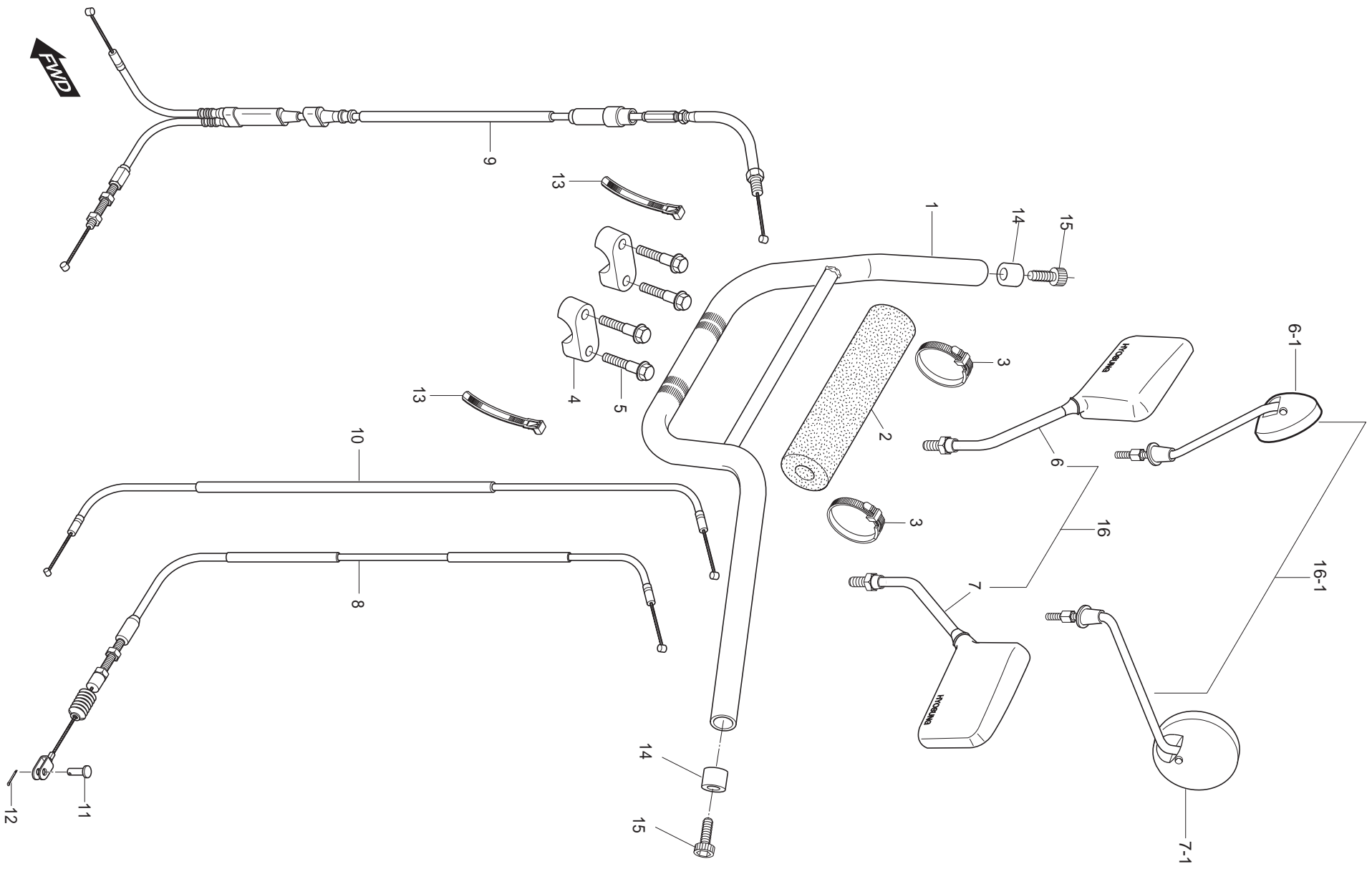


FIG 36. HANDLE BAR

REF. PARTS NO.						PARTS NAME	Q'TY	REMARKS	REC.Q'TY
NO.	DOMESTIC	MEU01	PEN01	MG01	PSA01				(PCS)
1	56110HG5856PAM	56110HG5856PAM	56110HG5856PAM	56110HG5856PAM	56110HG5856PAM	HANDLE BAR COMP	1		2
2	56172HM5400	56172HG5800	56172HG5800	56172HG5800	56172HG5800	PAD, crossbar	1		5
3	09407-18401	09407-18401	09407-18401	09407-18401	09407-18401	BAND, crossbar pad	2		
4	56211-272A0	56211-272A0	56211-272A0	56211-272A0	56211-272A0	HOLDER, handlebar	2		10
5	01517-08355	01517-08355	01517-08355	01517-08355	01517-08355	BOLT, handlebar holder	4		20
6	56500H34301	56500H34301	56500H34301	56500H34301	56500H34301	MIRROR ASS`Y, rear view R	1	NOT SALE	
6-1	56500HM5450	56500HM5450	56500HM5450	56500HM5450	56500HM5450	MIRROR ASS`Y, rear view R	1		
7	56600H34301	56600H34301	56600H34301	56600H34301	56600H34301	MIRROR ASS`Y, rear view L	1	NOT SALE	
7-1	56600HM5450	56600HM5450	56600HM5450	56600HM5450	56600HM5450	MIRROR ASS`Y, rear view L	1		
8	58200HM5401	58200HM5401	58200HM5401	58200HM5401	58200HM5401	CABLE ASS`Y, clutch	1		5
9	58300HM5402	58300HM5402	58300HM5402	58300HM5402	58300HM5402	CABLE ASS`Y, throttle	1		5
10	58410HM5402	58410HM5402	58410HM5402	58410HM5402	58410HM5402	CABLE ASS`Y, starter	1		5
11	09200-06004	09200-06004	09200-06004	09200-06004	09200-06004	PIN, clutch cable	1		
12	04111-20158	04111-20158	04111-20158	04111-20158	04111-20158	COTTER PIN, clutch	1		10
13	09407-14403	09407-14403	09407-14403	09407-14403	09407-14403	CLAMP, handle switch harness	2		
14	56271HF4501PLA	56271HF4501PLA	56271HF4501PLA	56271HF4501PLA	56271HF4501PLA	BLANCER, handle bar	2		
15	07110-08258	07110-08258	07110-08258	07110-08258	07110-08258	BOLT, handle bar	2		
16	56501H34301	56501H34301	56501H34301	56501H34301	56501H34301	MIRROR SET	1	NOT SALE	
16-1	56501HM5400	56501HM5450	56501HM5450	56501HM5450	56501HM5450	MIRROR SET	1		5

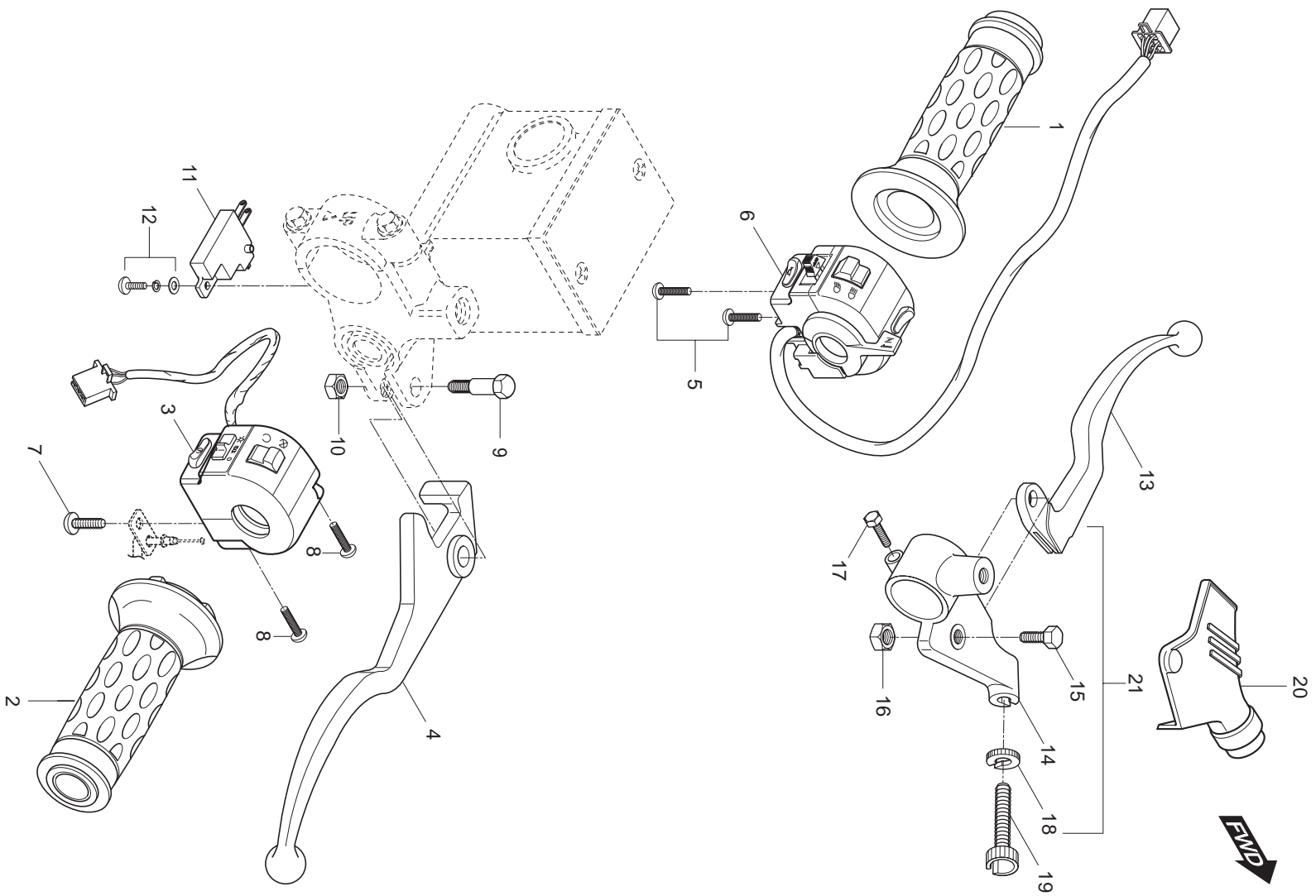


FIG 37. HANDLE SWITCH

REF. PARTS NO.						PARTS NAME	Q'TY	REMARKS	REC.Q'TY
NO.	DOMESTIC	MEU01	PEN01	MG01	PSA01				(PCS)
1	57211HG5800	57211HG5800	57211HG5800	57211HG5800	57211HG5800	GRIP, L	1		2
2	57110HG5803	57110HG5803	57110HG5803	57110HG5803	57110HG5803	GRIP ASS'Y throttle	1		10
3	37200HM5401	37200HM5451	37200HM5451	37200HM5451	37200HM5451	SWITCH ASS'Y, handle R	1		5
4	57421-13001	57421-13001	57421-13001	57421-13001	57421-13001	LEVER, brake	1		
5	02112-05455	02112-05455	02112-05455	02112-05455	02112-05455	SCREW, H/switch LH	1		
6	37400HM5400	37400HM5400	37400HM5400	37400HM5400	37400HM5400	SWITCH ASS'Y, handle L	1		5
7	02112-05105	02112-05105	02112-05105	02112-05105	02112-05105	SCREW, throttle cable(M5x10)	1		
8	02112-05205	02112-05205	02112-05205	02112-05205	02112-05205	SCREW, H/switch RH	2		
9	57431H05D00	57431H05D00	57431H05D00	57431H05D00	57431H05D00	BOLT, brake lever pivot	1		5
10	08319-21065	08319-21065	08319-21065	08319-21065	08319-21065	NUT, brake lever pivot	1		
11	57460-17C00	57460-17C00	57460-17C00	57460-17C00	57460-17C00	SWITCH ASS'Y stop	1		5
12	02112-74108	02112-74108	02112-74108	02112-74108	02112-74108	SCREW, stop switch	1		
13	57620HG5800	57620HG5800	57620HG5800	57620HG5800	57620HG5800	CLUTCH LEVER	1		
14	57511HG5800	57511HG5800	57511HG5800	57511HG5800	57511HG5800	HOLDER, clutch lever	1		
15	57431H05D00	57431H05D00	57431H05D00	57431H05D00	57431H05D00	BOLT SET, lever	1		
16	08319-21065	08319-21065	08319-21065	08319-21065	08319-21065	NUT, brake lever pivot(M21)	1		
17	57451HG5800	57451HG5800	57451HG5800	57451HG5800	57451HG5800	CROWN BOLT	1		
18	57442H93B00	57442H93B00	57442H93B00	57442H93B00	57442H93B00	LOCK NUT	1		
19	57441H93B00	57441H93B00	57441H93B00	57441H93B00	57441H93B00	WIRE, adjuster	1		
20	57661HJ8200	57661HJ8200	57661HJ8200	57661HJ8200	57661HJ8200	COVER, clutch lever	1		
21	57500HG5800	57500HG5800	57500HG5800	57500HG5800	57500HG5800	LEVER ASS'Y, clutch	1		10

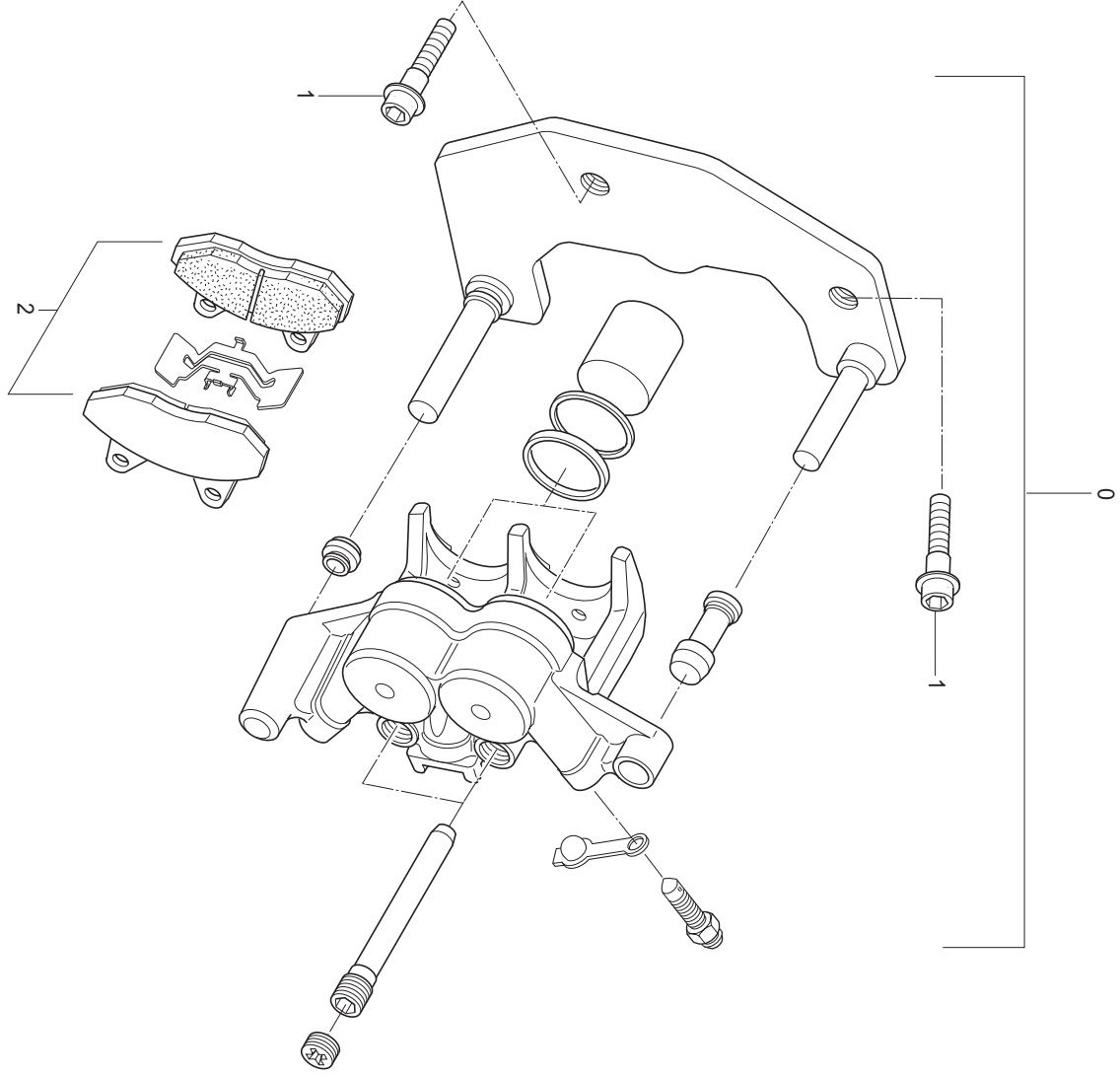


FIG 38. CALIPER

REF. PARTS NO.						PARTS NAME	Q'TY	REMARKS	REC.Q'TY
NO.	DOMESTIC	MEU01	PEN01	MG01	PSA01				(PCS)
0	59300HG5810	59300HG5810	59300HG5810	59300HG5810	59300HG5810	CALIPER ASS`Y, front	1		5
1	01517-08508	01517-08508	01517-08508	01517-08508	01517-08508	BOLT, caliper	2		
2	59300HG5800	59300HG5800	59300HG5800	59300HG5800	59300HG5800	PAD SET	1		5

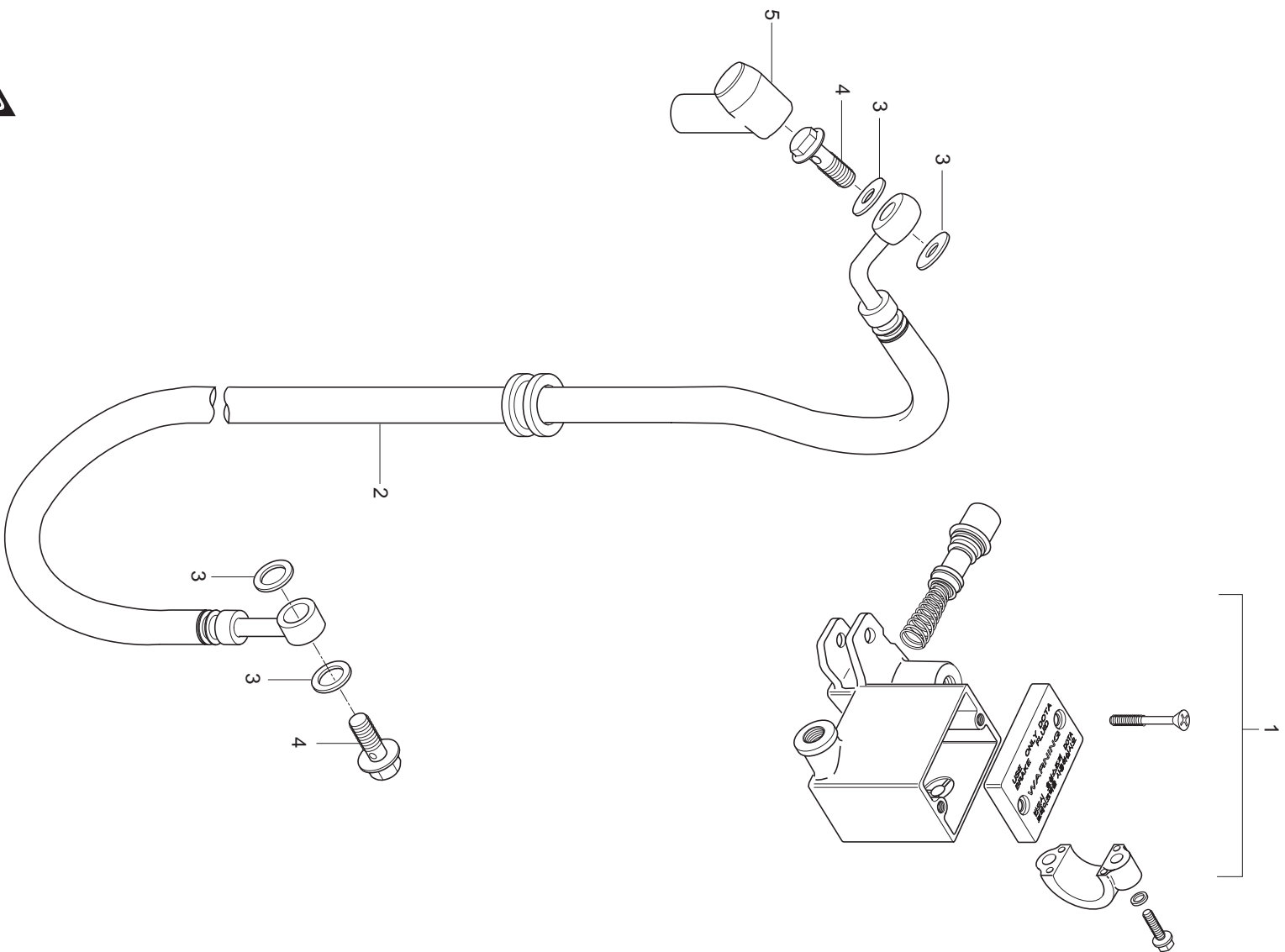


FIG 39. MASTER CYLINDER & BRAKE HOSE

REF. PARTS NO.						PARTS NAME	Q'TY	REMARKS	REC.Q'TY
NO.	DOMESTIC	MEU01	PEN01	MG01	PSA01				(PCS)
1	59600-35C03	59600-35C03	59600-35C03	59600-35C03	59600-35C03	CYLINDER ASS'Y, front master	1		5
2	59480HM5402	59480HM5402	59480HM5402	59480HM5402	59480HM5402	HOSE COMP, front brake	1		5
3	09161-10005	09161-10005	09161-10005	09161-10005	09161-10005	WASHER, brake fluid	4		
4	09360-10039	09360-10039	09360-10039	09360-10039	09360-10039	BOLT, brake hose	2		
5	59711H49002	59711H49002	59711H49002	59711H49002	59711H49002	BOOT, master cylinder	1		

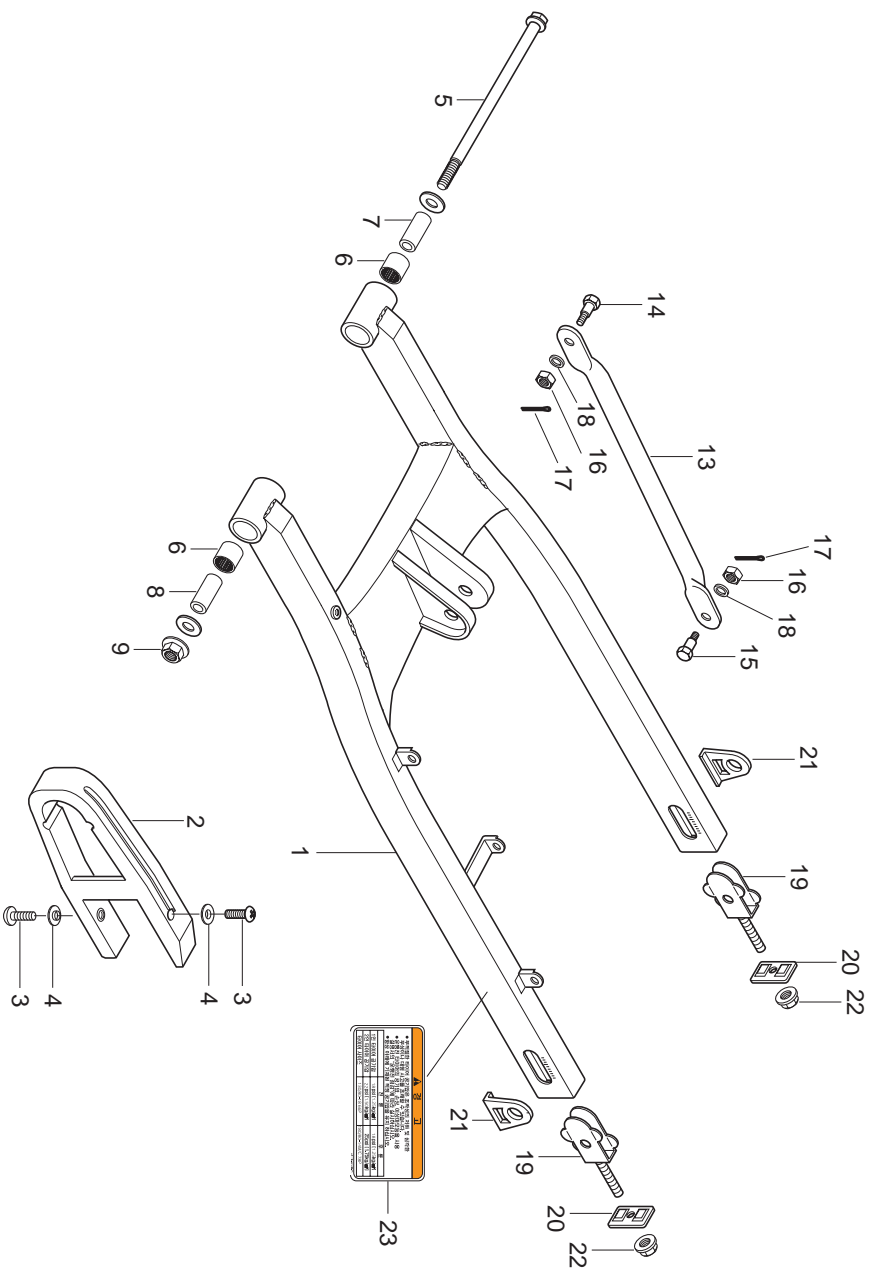


FIG 40. REAR SWINGARM

REF. PARTS NO.						PARTS NAME	Q'TY	REMARKS	REC.Q'TY
NO.	DOMESTIC	MEU01	PEN01	MG01	PSA01				(PCS)
1	61100HM5402PAM	61100HM5402PAM	61100HM5402PAM	61100HM5402PAM	61100HM5402PAM	SWINGARM COMP, rear			5
1-1	61100HM5405PAM	61100HM6405PAM	61100HM6405PAM	61100HM6405PAM	61100HM6405PAM	SWINGARM COMP, rear	1		
2	61273HG5802	61273HG5802	61273HG5802	61273HG5802	61273HG5802	BUFFER, chain touch defense	1		5
3	02142-06165	02142-06165	02142-06165	02142-06165	02142-06165	BOLT, chain touch defense buffer	2		10
4	09169H06011	09169H06011	09169H06011	09169H06011	09169H06011	WASHER, chain touch defense buf	2		10
5	61211HM5400	61211HM5400	61211HM5400	61211HM5400	61211HM5400	SHAFT, rear swingarm pivot	1		5
6	09263-20073	09263-20073	09263-20073	09263-20073	09263-20073	BEARING, rear swingarm pivot	2		10
7	09180H14004	09180H14004	09180H14004	09180H14004	09180H14004	SPACER, rear swingarm pivot R	1		10
8	09180H14005	09180H14005	09180H14005	09180H14005	09180H14005	SPACER, rear swingarm pivot L	1		10
9	09159H14008	09159H14008	09159H14008	09159H14008	09159H14008	NUT, rear swingarm pivot	1		
10	09283-20031	09283-20031	09283-20031	09283-20031	09283-20031	SEAL, rear cushion rod	2	NOT SALE	
11	09263H20002	09263H20002	09263H20002	09263H20002	09263H20002	BEARING, rear cushion rod	2	NOT SALE	
12	09180H14001	09180H14001	09180H14001	09180H14001	09180H14001	SPACER, rear cushion rod	1	NOT SALE	
13	64310HM5401	64310HM5401	64310HM5401	64310HM5401	64310HM5401	TORQUE LINK COMP, rear	1		5
14	09111-08012	09111-08012	09111-08012	09111-08012	09111-08012	BOLT, rear torque link front	1		
15	09111-08013	09111-08013	09111-08013	09111-08013	09111-08013	BOLT, rear torque link rear	1		
16	09140-08008	09140-08008	09140-08008	09140-08008	09140-08008	NUT, rear torque link	2		
17	04111-20208	04111-20208	04111-20208	04111-20208	04111-20208	COTTER PIN, rear torque link	2		20
18	08321-31088	08321-31088	08321-31088	08321-31088	08321-31088	WASHER, rear torque link	2		
19	61410HM5400	61410HM5400	61410HM5400	61410HM5400	61410HM5400	ADJUSTER COMP, chain	2		10
20	61421HG5800	61421HG5800	61421HG5800	61421HG5800	61421HG5800	PLATE, chain adjuster guide	2		10
21	64712HM5400	64712HM5400	64712HM5400	64712HM5400	64712HM5400	WASHER, chain adjuster	2		5
22	08319-31088	08319-31088	08319-31088	08319-31088	08319-31088	NUT, chain adjuster	2		
23	68320HM5400PL	68320HM5450PL	68320HM5450PL	68320HM5460PL	68320HM5450PL	LABEL, chain case	1		

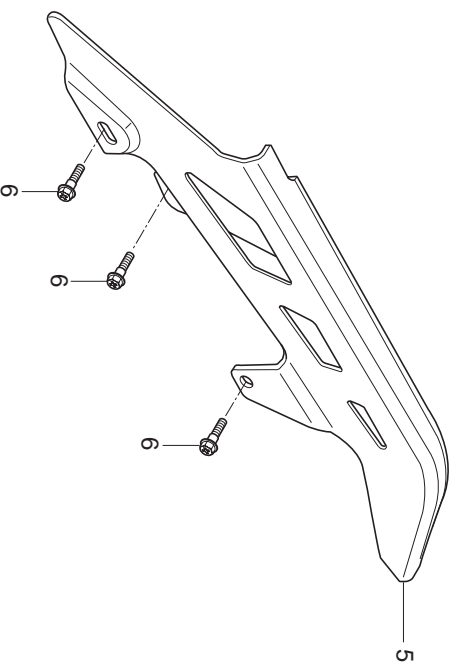
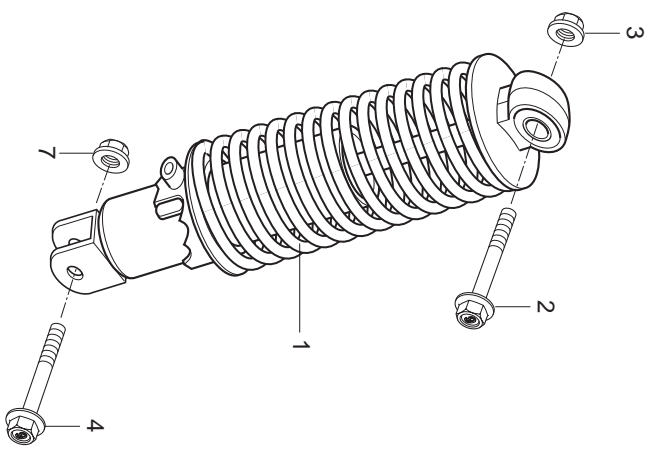


FIG 41. REAR SHOCK ABSORBER

REF. PARTS NO.						PARTS NAME	Q'TY	REMARKS	REC.Q'TY
NO.	DOMESTIC	MEU01	PEN01	MG01	PSA01				(PCS)
1	62100HM5402	62100HM5402	62100HM5402	62100HM5402	62100HM5402	SHOCK ABSORBER ASS'Y, rear	1		5
2	09103H10101	09103H10101	09103H10101	09103H10101	09103H10101	BOLT, rear shock absorber upper	1		5
3	08319-31108	08319-31108	08319-31108	08319-31108	08319-31108	NUT, rear shock absorber upper(M	1		
4	09103H10101	09103H10101	09103H10101	09103H10101	09103H10101	BOLT, rear shock absorber lower	1		
5	61311HG5802	61311HG5802	61311HG5802	61311HG5802	61311HG5802	CHAIN CASE	1		5
6	09111H06066	09111H06066	09111H06066	09111H06066	09111H06066	BOLT, chain case	3		20
7	08319-31108	08319-31108	08319-31108	08319-31108	08319-31108	NUT, rear shock absorber lower	1		

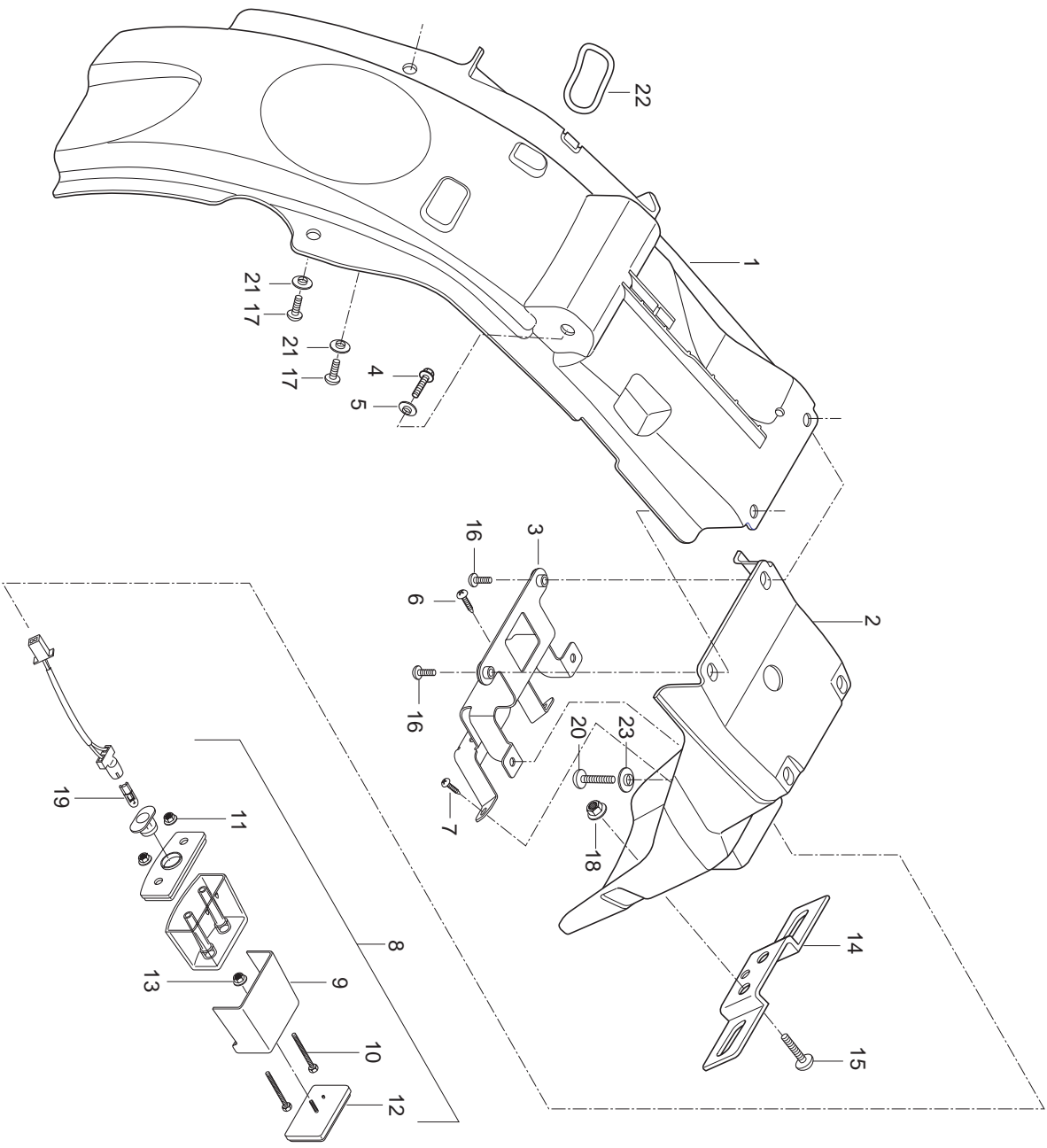


FIG 42. REAR FENDER

REF. PARTS NO.						PARTS NAME	Q'TY	REMARKS	REC.Q'TY
NO.	DOMESTIC	MEU01	PEN01	MG01	PSA01				(PCS)
1	63112HM5402	63112HM5402	63112HM5402	63112HM5402	63112HM5402	REAR FENDER, front	1		3
2	63113HM5401	63113HM5401	63113HM5401	63113HM5401	63113HM5401	REAR FENDER, rear	1		5
3	63120HM5400	63120HM5400	63120HM5400	63120HM5400	63120HM5400	BRACE COMP, RR fender	1		
4	01517-08168	01517-08168	01517-08168	01517-08168	01517-08168	BOLT, seat rear(M8×16)	2		
5	08322-11088	08322-11088	08322-11088	08322-11088	08322-11088	SCREW, rear fender front	2		
6	02142-06166	02142-06166	02142-06166	02142-06166	02142-06166	SCREW, brace & RR combi	2		
7	02142-06126	02142-06126	02142-06126	02142-06126	02142-06126	SCREW, brace & RR fender RR	2		
8	35910HM5400	35910HM5450	35910HM5450	35910HM5450	35910HM5400	LAMP ASS`Y, license	1		
9	35915HG5800	35915HG5800	35915HG5800	35915HG5800	35915HG5800	COVER, license lamp	1		
10	01107-05605	01107-05605	01107-05605	01107-05605	01107-05605	BOLT, license lamp	2		10
11	08316-26055	08316-26055	08316-26055	08316-26055	08316-26055	NUT, license lamp	2		
12	35970-17303	35970-17303	35970-17303	35970-17303	35970-17303	REFLEX REFLECTOR ASS`Y, rear	1		
13	08316-26055	08316-26055	08316-26055	08316-26055	08316-26055	NUT, rear reflex reflector	1		
14	35927H44430	35927H44430	35927H44430	35927H44430	35927H44430	BRACKET, license plate	1		
15	02142-06165	02142-06165	02142-06165	02142-06165	02142-06165	SCREW, license plate bracket	2		
16	02142-06206	02142-06206	02142-06206	02142-06206	02142-06206	SCREW, brace RR fender RR	2		
17	02142-06166	02142-06166	02142-06166	02142-06166	02142-06166	SCREW, rear fender front	2		
18	08316-16068	08316-16068	08316-16068	08316-16068	08316-16068	NUT, license plate bracket	2		6
19	09471-12210	09471-12210	09471-12210	09471-12210	09471-12210	BOLT, seat rear	1	NOT SALE	
20	02142-06166	02142-06166	02142-06166	02142-06166	02142-06166	SCREW, rear fender rear	2		
21	09169-06032	09169-06032	09169-06032	09169-06032	09169-06032	WASHER, rear fender front	2		
22	09280-63003	09280-63003	09280-63003	09280-63003	09280-63003	O-RING, tool bag	1		
23	09169-06032	09169-06032	09169-06032	09169-06032	09169-06032	WASHER, rear fender rear	2		

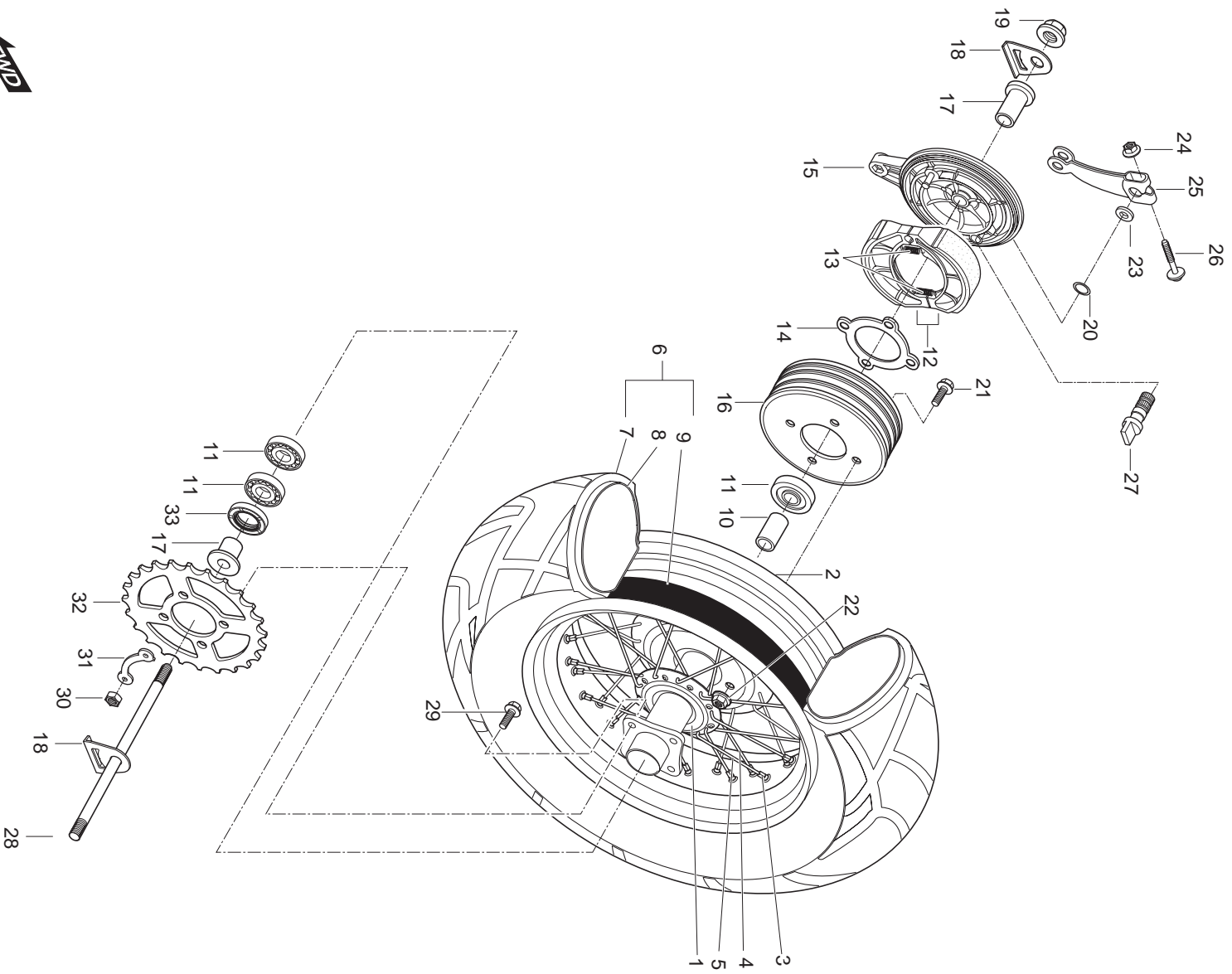


FIG 43. REAR WHEEL

REF. PARTS NO.						PARTS NAME	Q'TY	REMARKS	REC.Q'TY
NO.	DOMESTIC	MEU01	PEN01	MG01	PSA01				(PCS)
1	64110HM5402PAM	64110HM5402PAM	64110HM5402PAM	64110HM5402PAM	64110HM5402PAM	HUB COMP, rear	1		5
2	65311HM5400	65311HM5400	65311HM5400	65311HM5400	65311HM5400	RIM, rear wheel (MT4.50X14M/C)	1		
3	65325HM5400	65325HM5400	65325HM5400	65325HM5400	65325HM5400	NIPPLE, wheel spoke	36		18
4	65321HM5400	65321HM5400	65321HM5400	65321HM5400	65321HM5400	SPOKE, rear wheel R inner	9		18
5	65322HM5400	65322HM5400	65322HM5400	65322HM5400	65322HM5400	SPOKE, rear wheel outer	9		18
6	65401HM5400	65401HM5400	65401HM5400	65401HM5400	65401HM5400	TIRE SET, rear (180/80-14 M/C78I	1	NOT SALE	
7	65100HM5400	65100HM5400	65100HM5400	65100HM5400	65100HM5400	TIRE ASS'Y rear wheel inner	1		5
8	65200HM5400	65200HM5400	65200HM5400	65200HM5400	65200HM5400	RUBE COMP, rear	1		
9	65261HM5400	65261HM5400	65261HM5400	65261HM5400	65261HM5400	PROTECTOR, rear wheel inner	1		
10	64730HM5400	64730HM5400	64730HM5400	64730HM5400	64730HM5400	SPACER, COMP, rear hub bearing	1		
11	08133-62037	08133-62037	08133-62037	08133-62037	08133-62037	BEARING, rear hub R/L	3		
12	64400S93B01	64400S93B01	64400S93B01	64400S93B01	64400S93B01	SHOE COMP, brake	1		
13	09443H08025	09443H08025	09443H08025	09443H08025	09443H08025	SPRING, rear brake shoe	2		
14	64621HM5402	64621HM5402	64621HM5402	64621HM5402	64621HM5402	PLATE COMP, rear drum	1		
15	64200HM5400	64200HM5400	64200HM5400	64200HM5400	64200HM5400	PANEL COMP, rear brake anchor	1		5
16	64610HM5403121	64610HM5403121	64610HM5403121	64610HM5403121	64610HM5403121	DRUM COMP, rear hub R	1		3
17	64751HM5400	64751HM5400	64751HM5400	64751HM5400	64751HM5400	SPACER, rear axle R/L	1		
18	64712HM5400	64712HM5400	64712HM5400	64712HM5400	64712HM5400	WASHER, chain adtuster	2		
19	09159H16002	09159H16002	09159H16002	09159H16002	09159H16002	NUT, rear axle	1		
20	09280-14003	09280-14003	09280-14003	09280-14003	09280-14003	O-RING, rear brake cam	1		
21	09119H08060	09119H08060	09119H08060	09119H08060	09119H08060	BOLT, rear hub plate	4		
22	08319-31088	08319-31088	08319-31088	08319-31088	08319-31088	WASHER, rear brake cam dust seal	4		
23	09160H14001	09160H14001	09160H14001	09160H14001	09160H14001	WASHER, rear sprocket	1		
24	08316-16068	08316-16068	08316-16068	08316-16068	08316-16068	NUT, rear brake cam lever	1		
25	64451-38210	64451-38210	64451-38210	64451-38210	64451-38210	LEVER, rear brake cam	1		

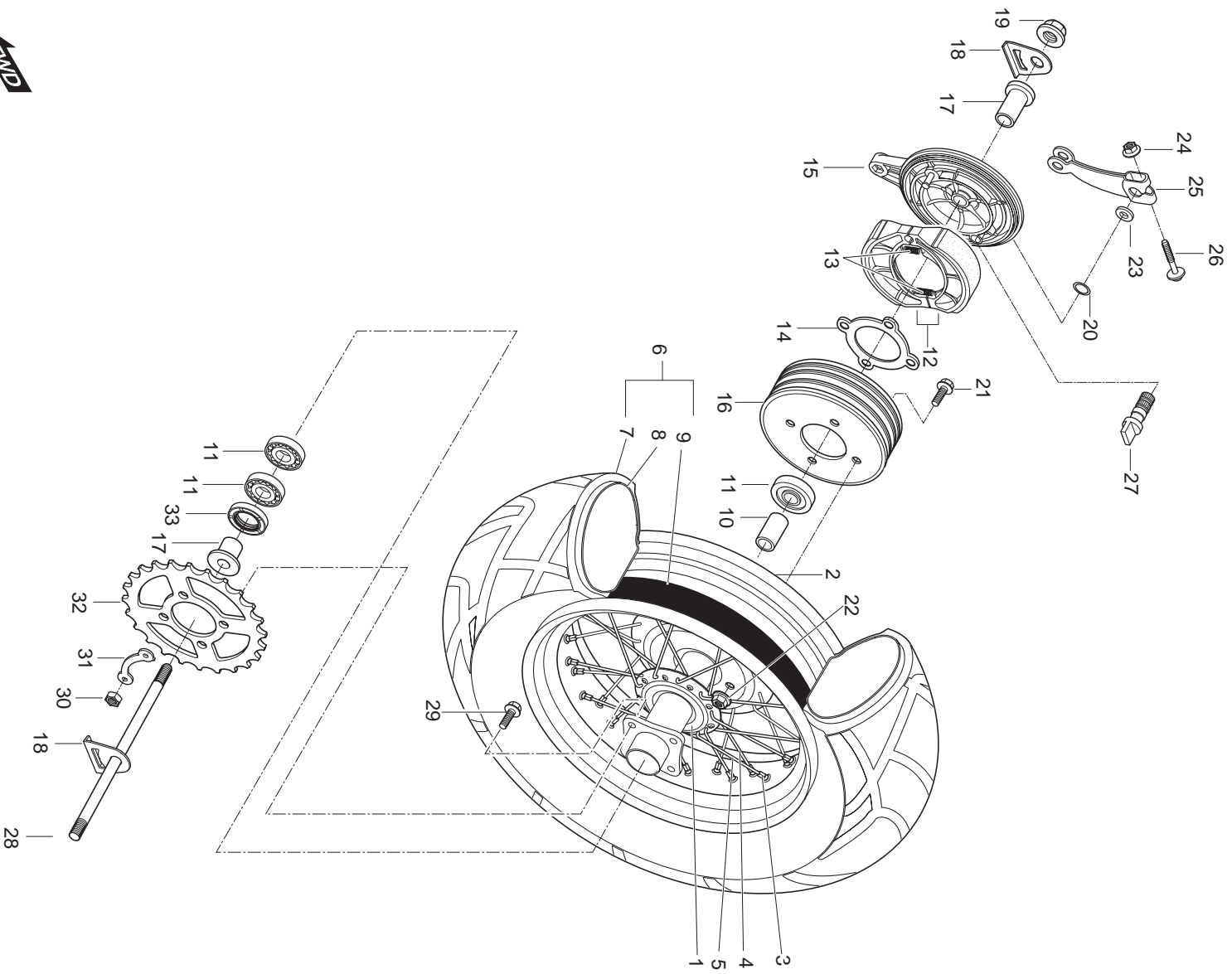


FIG 43. REAR WHEEL

REF. PARTS NO.						PARTS NAME	Q'TY	REMARKS	REC.Q'TY
NO.	DOMESTIC	MEU01	PEN01	MG01	PSA01				(PCS)
26	01517-06358	01517-06358	01517-06358	01517-06358	01517-06358	BOLT, rear brake cam lever	1		
27	54441-29306	54441-29306	54441-29306	54441-29306	54441-29306	CAM, rear brake	1		
28	64711HM5400	64711HM5400	64711HM5400	64711HM5400	64711HM5400	AXLE, rear	1		5
29	09105H08060	09105H08060	09105H08060	09105H08060	09105H08060	BOLT, rear sprocket	4		
30	08310-11088	08310-11088	08310-11088	08310-11088	08310-11088	NUT, rear sprocket	4		
31	09169-08012	09169-08012	09169-08012	09169-08012	09169-08012	WASHER, rear sprocket	2		10
32	64511HM5400	64511HM5400	64511HM5400	64511HM5400	64511HM5400	SPROCKET, rear 48T	1		
33	09285-250A1	09285-250A1	09285-250A1	09285-250A1	09285-250A1	OIL SEAL, rear hub bearing R	1		
34	64110HM5402HPA	64110HM5402HPA	64110HM5402HPA	64110HM5402HPA	64110HM5402HPA	WHEEL REAR+TIRE	1		
35	64110SM5402HPA	64110SM5402HPA	64110SM5402HPA	64110SM5402HPA	64110SM5402HPA	WHEEL REAR	1		