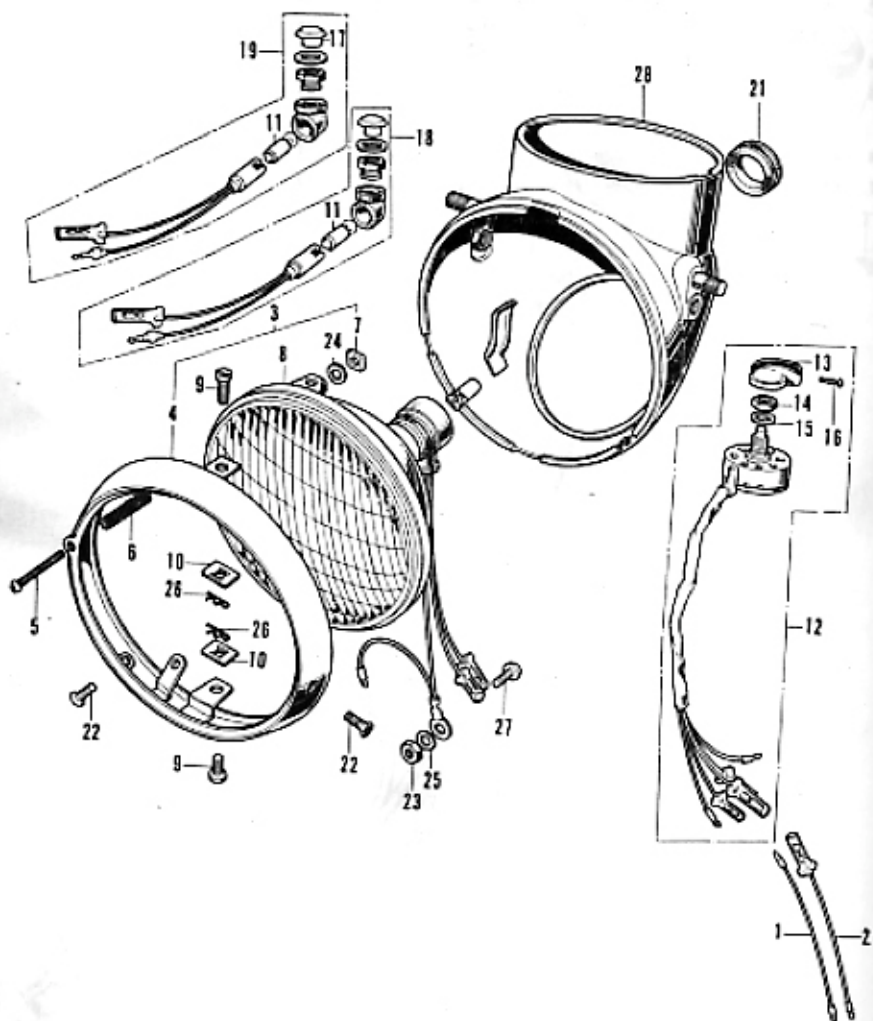


P-4 Speedometer

Ref. No.	Part No.	Description	Reqd. No.		Remarks
			U	A	
1	34902-259-000	BULB, dash (12V 3W)	-	2	
2	34902-259-610	BULB, dash (12V 4W)	-	2	
3	37200-300-750	SPEEDOMETER ASSY. (Km)	-	(1)	
	37200-300-770	SPEEDOMETER ASSY. (Mile)	-	(1)	
4	37242-292-750	PACKING, speedometer.....	-	1	
5	44830-300-750	CABLE, speedometer	-	1	
6	44831-300-750	CABLE, inner	-	1	
7	93500-04006-0B	SCREW, pan, 4x5	-	2	

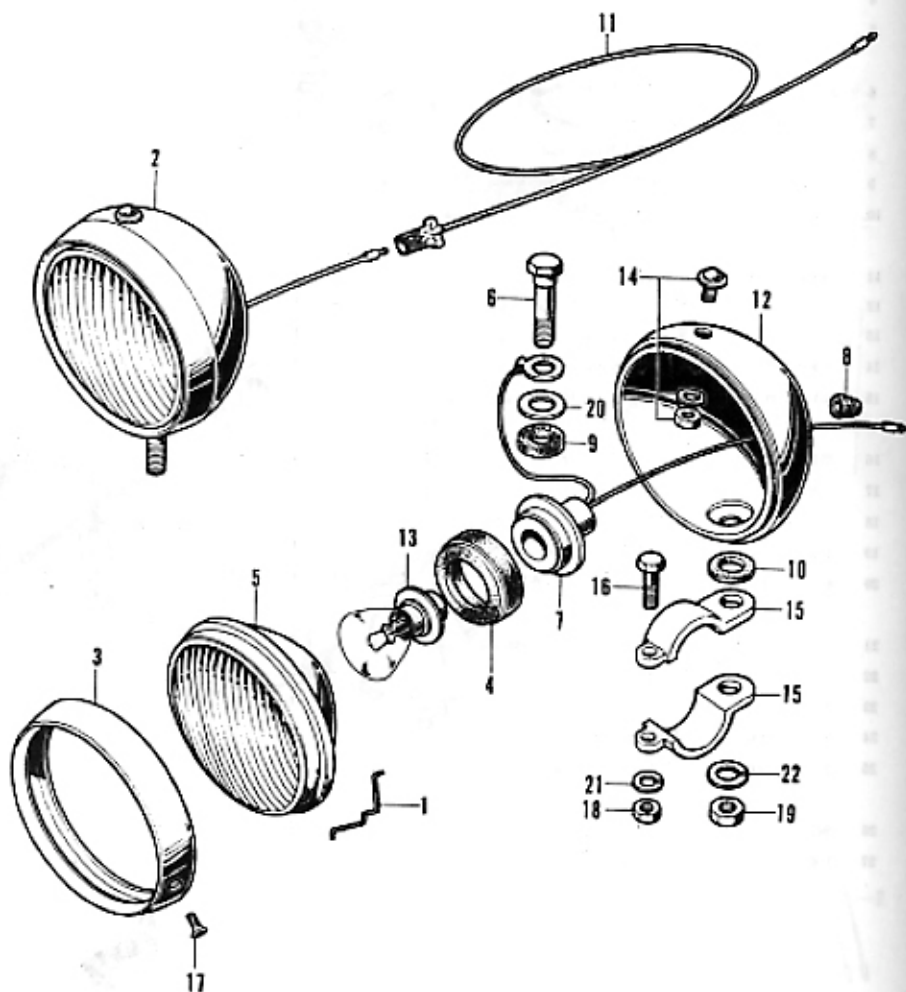
P-5 Head Light



P-5 Head Light

Ref. No.	Part No.	Description	Reqd. No. CB750 P U A	Remarks
1	32120-300-750	SUB-CORD A, wire harness	- 1	
2	32121-300-750	SUB-CORD B, wire harness	- 1	
3	33100-295-672	LIGHT ASSY., head	- 1	
4	33101-295-670	RIM, head light	- 1	
5	33103-292-003	SCREW, beam adjust	- 1	
6	33107-290-023	SPRING, beam adjust	- 1	
7	33117-292-003	NUT, beam adjust	- 1	
8	33120-292-673	LIGHT UNIT, head	- 1	
9	33125-292-670	SCREW, unit holder, 5mm	- 2	
10	33126-290-030	NUT, unit holder	- 2	
11	34502-259-000	BULB, dash (12V 3W)	- 2	
12	35150-292-771	SWITCH ASSY., lighting	- 1	
13	35151-292-751	KNOB, lighting switch	- 1	
14	35152-292-751	NUT, lighting switch	- 1	
15	35153-298-000	WASHER, lighting switch	- 1	
16	35154-292-751	SCREW, lighting switch set	- 1	
17	37551-044-670	LENS, beam pilot	- 1	
18	37565-300-750	LAMP ASSY., oil pressure pilot	- 1	
19	37570-300-750	LAMP ASSY., beam pilot	- 1	
20	61301-300-750A	CASE, head light (White)	- 1	
21	61302-258-010	GROMMET, tachometer	- 1	
22	60700-05010-015	SCREW, pan, 5x10	- 2	
23	94001-03000-015	NUT, hex, 3mm	- 1	
24	94101-04000	WASHER, plain, 4mm	- 1	
25	94111-03000	WASHER, spring, 3mm	- 1	
26	94251-05000	PIN, lock, 5mm	- 2	
27	99500-03006-0A	BOLT, drain, 3x6	- 1	

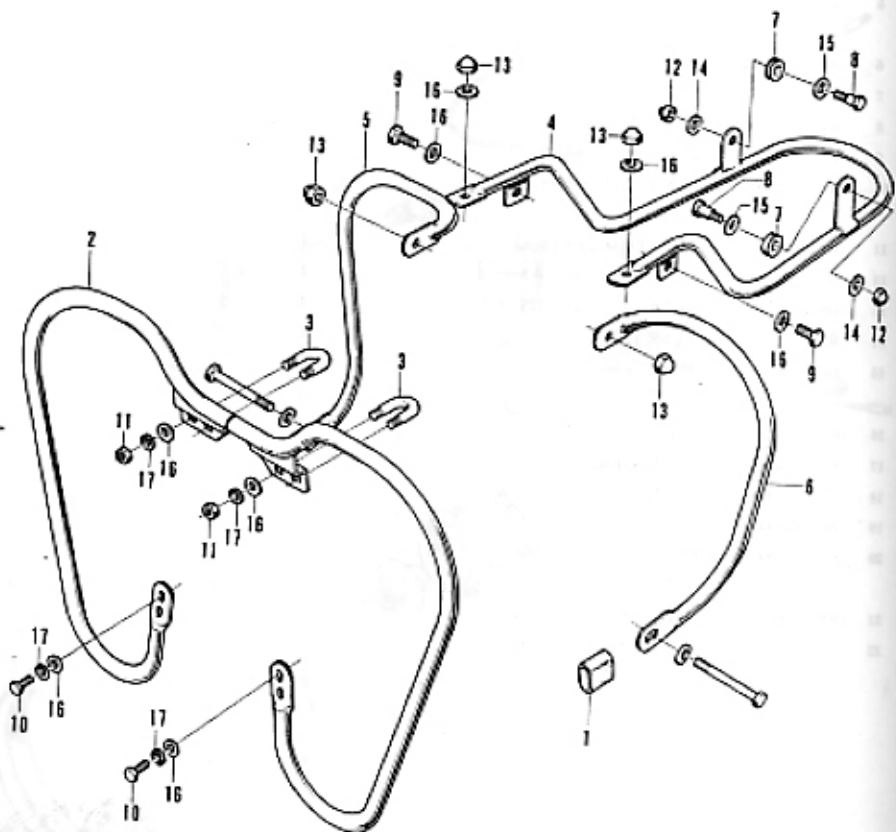
P-6 Patrol Lamp



P-6 Patrol Lamp

Ref. No.	Part No.	Description	Reqd. No. CB750 P U A	Remarks
1	33104-258-000	SPRING, unit holder	- 6	
2	34450-292-751A	LIGHT ASSY., patrol (White)	- 2	
3	34451-282-010	RIM, patrol light	- 2	
4	34452-292-750	HOLDER, socket	- 2	
5	34453-292-751	LIGHT UNIT, patrol	- 2	
6	34454-285-000	BOLT, special	- 2	
7	34455-292-750	SOCKET, patrol light	- 2	
8	34456-285-000	GROMMET, lead wire	- 2	
9	34457-282-000	CUSHION A, rubber	- 2	
10	34458-285-000	CUSHION B, rubber	- 2	
11	34458-300-750	SUB-CORD, patrol lamp	- 1	
12	34459-285-000A	CASE, patrol light (White)	- 2	
13	34904-282-000	BULB, patrol light (12V 20W)	- 2	
14	37551-292-750	LENS, patrol lamp	- 2	
15	88459-285-000	PIECE, siren fixing	- 2	
16	92000-05018	BOLT, hex., 6x18	- 1	
17	93700-05010-0B	SCREW, pan, 5x10	- 2	
18	94001-06000	NUT, hex., 6 mm	- 1	
19	94001-10000-0S	NUT, hex., 10 mm	- 2	
20	94101-13000	WASHER, plain, 12 mm	- 2	
21	94111-06000	WASHER, spring, 6 mm	- 1	
22	94111-10000	WASHER, spring, 10 mm	- 2	

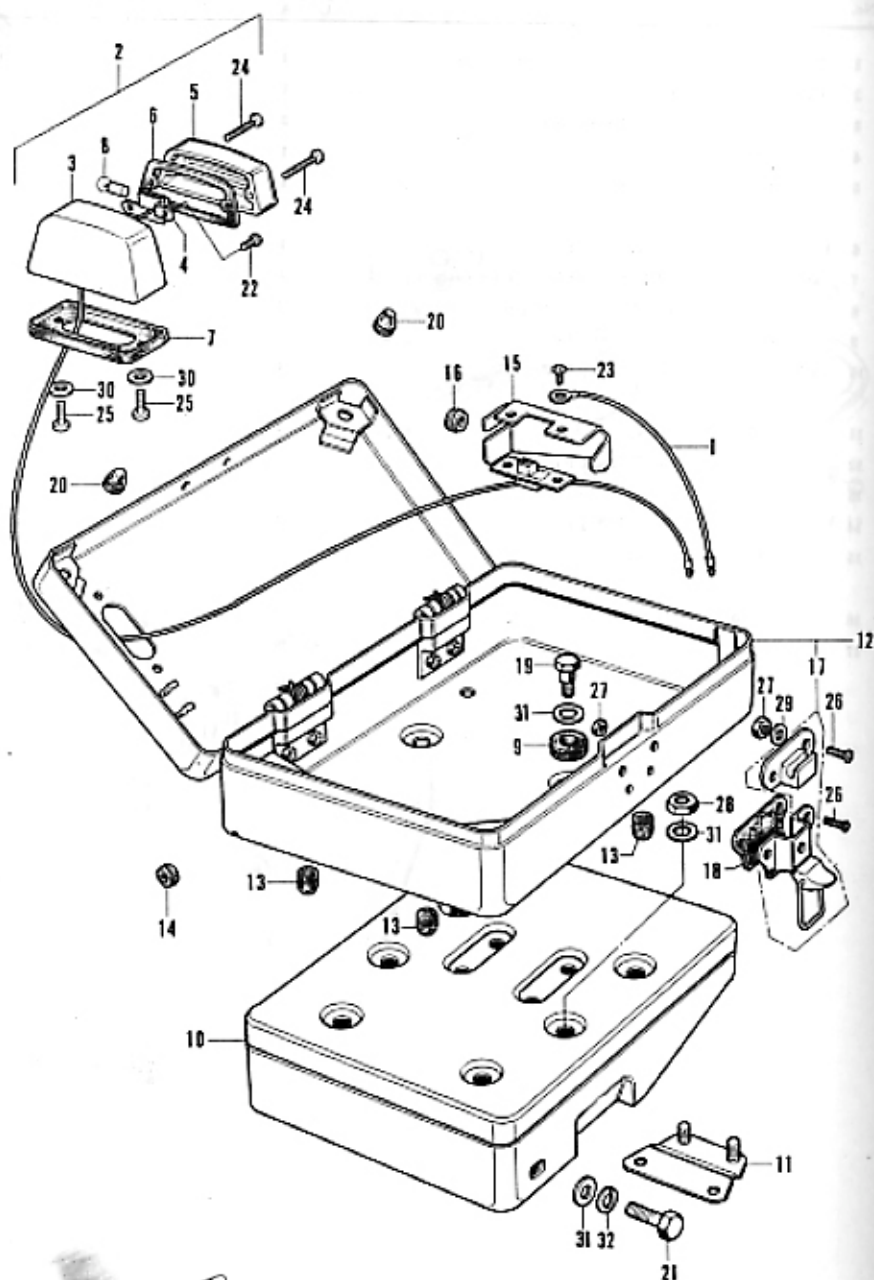
P-7 Bumper



P-7 Bumper

Ref. No.	Part No.	Description	Reqd. No. CB750P		Remarks
			U	A	
1	50525-300-750	RUBBER, main stand stopper	-	1	
2	62501-300-751	BAMPER, front	-	1	
3	62505-300-750	BOLT, front bumper set	-	2	
4	84101-300-750	BAMPER, rear	-	1	
5	84151-300-750	BAMPER, right side	-	1	
6	84152-300-750	BAMPER, left side	-	1	
7	84705-292-000	RUBBER, number bracket cushion	-	2	
8	90162-292-000	BOLT, front fender set	-	2	
9	92000-08016-0B	BOLT, hex., 8 x 16	-	2	
10	92000-08020-0B	BOLT, hex., 8 x 20	-	4	
11	94001-08000-0S	NUT, hex., 8 mm	-	4	
12	94021-06020	NUT, cap, 6 mm	-	2	
13	94021-08020-0S	NUT, cap, 8 mm	-	4	
14	94101-06200	WASHER, plain, 6 mm	-	2	
15	94101-08000	WASHER, plain, 8 mm	-	2	
16	94101-08200	WASHER, plain, 8 mm	-	12	
17	94111-08000	WASHER, spring, 8 mm	-	10	

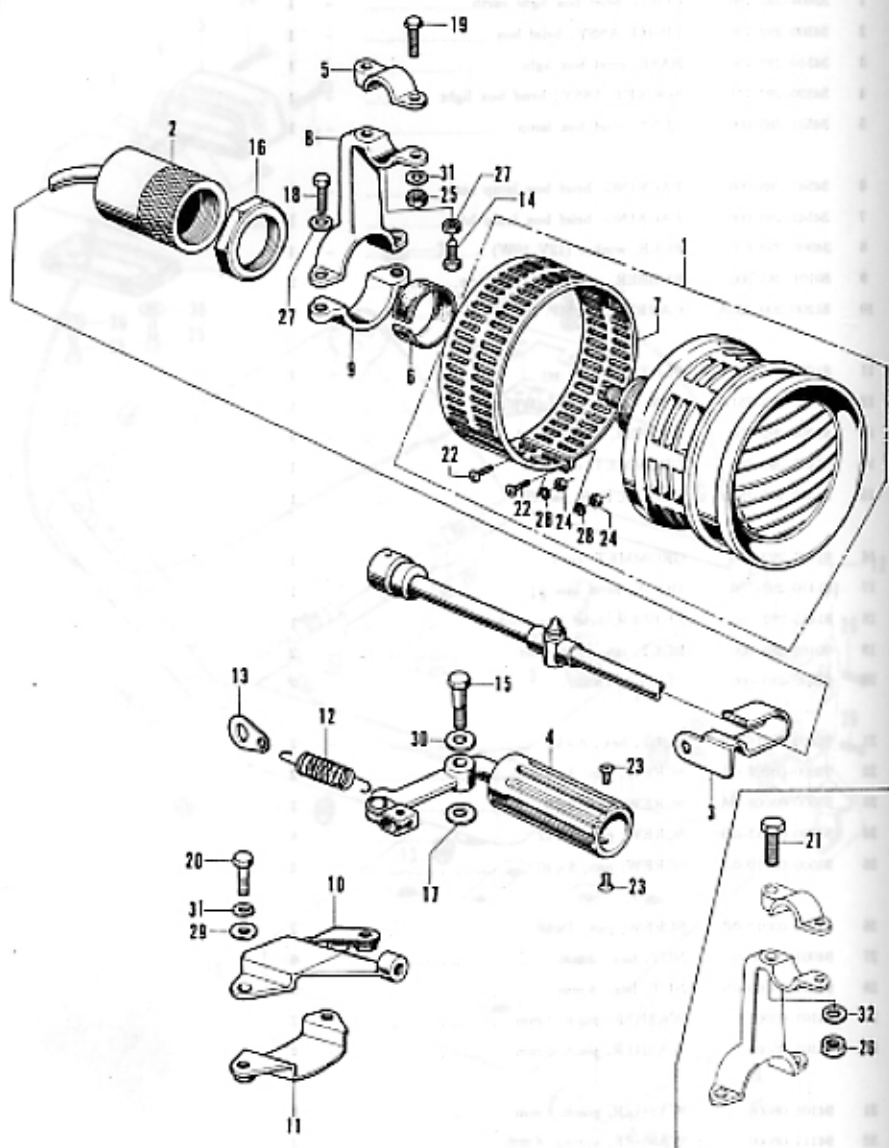
P-8 Brief Box Carrier



P-8 Brief Box Carrier

Ref. No.	Part No.	Description	Reqd. No. CB750P U A	Remarks
1	32604-292-750	CORD, brief box light earth.....	- 1	
2	34500-292-750	LIGHT ASSY., brief box	- 1	
3	34510-292-750	BASE, brief box light.....	- 1	
4	34520-292-751	SOCKET ASSY., brief box light	- 1	
5	34531-285-000	LENS, brief box lamp	- 1	
6	34541-285-000	PACKING, brief box lamp seal	- 1	
7	34542-285-000	PACKING, brief box lamp base.....	- 1	
8	34905-259-610	BULB, winker (12V 10W).....	- 1	
9	80101-283-000	RUBBER, rear fender cushion.....	- 2	
10	81200-200-750A	CARRIER COMP. (White)	- 1	
11	81201-300-750	PLATE, carrier set	- 1	
12	81400-292-751A	BOX ASSY., brief (White)	- 1	
13	81404-292-750	RUBBER, shock proof	- 4	
14	81406-292-750	GROMMET, cord	- 1	
15	81406-292-751	PROTECTOR, switch.....	- 1	
16	81407-292-750	GROMMET, cord.....	- 1	
17	81410-292-750	HOOK, brief box.....	- 1	
18	81415-292-750	RUBBER, brief box hook	- 1	
19	90162-283-000	BOLT, rear fender act	- 2	
20	90899-283-000	PLUG, corn	- 2	
21	92000-08016-0B	BOLT, hex., 8x16	- 2	
22	93500-03004-0A	SCREW, pan, 3x4	- 2	
23	93500-03008-0A	SCREW, pan, 3x8	- 2	
24	93500-03012-0B	SCREW, pan, 3x12.....	- 6	
25	93500-05010-0A	SCREW, pan, 5x10.....	- 2	
26	93700-03012-0B	SCREW, pan, 3x12.....	- 2	
27	94001-03000-0S	NUT, hex., 3 mm	- 6	
28	94001-08000-0S	NUT, hex., 8 mm	- 2	
29	94101-03000	WASHER, plain, 3 mm	- 2	
30	94101-05000	WASHER, plain, 5 mm	- 2	
31	94101-08000	WASHER, plain, 8 mm	- 6	
32	94111-08000	WASHER, spring, 8 mm	- 2	

P-9 Siren • Friction Drum



P-9 Siren - Friction Drum

Ref. No.	Part No.	Description	Reqd. No. CB750P		Remarks
			U	A	
1	85400-285-000	SIREN ASSY.	1	1	
2	88420-300-750	CABLE COMP., siren	1	1	
3	88422-300-750	CLAMPER, siren cable	1	1	
4	88430-292-751	DRUM COMP., siren friction	1	1	
5	88431-285-000	PIECE, siren fixing	1	1	
6	88452-282-000	RUBBER, siren shock mount	1	1	
7	88453-285-000	COVER, siren	1	1	
8	88453-292-750	BRACKET, siren fixing	1	1	
9	88455-292-750	HOLDER, siren fixing bracket	1	1	
10	88462-300-750	BRACKET A, friction drum	1	1	
11	88463-300-750	BRACKET B, friction drum	1	1	
12	88466-292-750	SPRING, friction drum return	1	1	
13	88467-292-750	HOOK, spring	1	1	
14	90163-285-000	BOLT, siren fixing piece	2	2	
15	90166-292-751	BOLT, special, 8mm	1	1	
16	90322-282-000	NUT, siren cable fixing	1	1	
17	90485-035-000	WASHER, 14 mm	1	1	
18	92000-06018	BOLT, hex., 6x18	2	2	
19	92000-06022	BOLT, hex., 6x22	1	1	
20	92000-06025	BOLT, hex., 6x25	2	2	
21	92000-10045-0A	BOLT, hex., 10x45	1	-	
22	93500-04008-0B	SCREW, pan, 4x8	2	2	
23	93700-05008-0A	SCREW, pan, 5x8	2	2	
24	94001-04000-05	NUT, hex., 4 mm	2	2	
25	94001-05000	NUT, hex., 6 mm	1	1	
26	94001-10000-05	NUT, hex., 10 mm	1	-	
27	94002-05000	NUT, hex., 6 mm	1	1	
28	94101-04000	WASHER, plain, 4 mm	-	2	
29	94101-05000	WASHER, plain, 6 mm	-	2	
30	94102-10000	WASHER, plain, 10 mm	-	1	
31	94111-05000	WASHER, spring, 6mm	-	3	
32	94111-10000	WASHER, spring, 10 mm	1	-	

P-10 Other Parts
(Part number in block is used basic models)

Reference Page No.	Part No.	Description	Reqd. No. CB750P U A	Remarks
E-1 Cylinder Head Cover				
3	12412-300-750	CAP, tachometer gear.....	- 1	Newly provided
F-3 Handle - Top Bridge				
69	1	53100-300-750 PIPE, steering handle..... (53100-300-000)	- 1	
69	3	53131-283-000 HOLDER, handle pipe..... (53131-300-000)	- 1	
69	4	53230-300-750 BRIDGE, fork top..... (53230-300-673)	- 1	
69		53139-292-009 HOLDER, cable.....	1 1	Newly provided
F-5 Front Brake Hose				
73	3	45126-300-750 HOSE B, front brake..... (45125-360-430)	- 1	
F-8 Front Cushion				
79	3	51400-300-750A FORK ASSY., right front (White)..... (51400-300-030)	- 1	
79	5	51430-300-752A CASE COMP., right front fork (White).... (51430-319-010)	- 1	
79	15	51500-300-750A FORK ASSY., left front (White)..... (51500-300-030)	- 1	
79	16	51520-300-752A CASE COMP., left front fork (White) ... (51520-319-010)	- 1	
79	18	51602-300-672B COVER, right front fork (Black)..... (51602-300-672AZ, CM, CQ, EE, EF, EG)	1 -	
79	18	51602-300-750A COVER, right front fork (White)..... (51602-300-672AZ, CM, CQ, EE, EF, EG)	- 1	
81	19	51606-300-672B COVER, left front fork (Black)..... (51606-300-672AZ, CM, CR, EE, EF, EG)	1 -	
81	19	51606-300-750A COVER, left front fork (White)..... (51606-300-672AZ, CM, CQ, EE, EF, EG)	- 1	
81	24	90123-300-000 BOLT, front fork.....	1 -	Used on right side
81		90123-300-750 BOLT, front fork.....	1 -	Used on left side
F-9 Steering Stem				
83	5	53200-300-630A STEM COMP., steering (White)..... (53200-300-030B)	- 1	

P-10 Other Parts
(Part number in block is used basic models)

Reference Page No.	Part No.	Description	Repl. No. CB750P U A	Remarks
F-10 Front Fender				
85	2	61100-300-750A FENDER COMP., front (White)..... (61100-300-043XW)	- 1	
F-11 Fuel Tank - Cock				
87	10	17500-300-751A TANK COMP., fuel (White)..... (17500-300-040AZ, CM, CQ, EE, EF, EG)	- 1	
87	10	17500-300-750B TANK COMP., fuel (Black)..... (17500-300-040AZ, CM, CQ, EE, EF, EG)	1 -	
89	26	87121-300-750 EMBLEM, right fuel tank..... (87121-300-030)	- 1	
89	27	87122-300-750 EMBLEM, left fuel tank..... (87122-300-030)	- 1	
F-12 Double Seat				
91	1	77100-300-751A SEAT COMP., single (Black)..... (77100-300-000A)	- 1	
91	5	77205-286-000 RUBBER R, seat set.....	- 2	
F-14 Oil Tank - Tank & Battery Cover				
97	9	83600-300-000A COVER, battery (White)..... (83600-300-000AZ, CM, CB, EE, EF, EG)	- 1	
97	9	83600-300-000B COVER, battery (Black)..... (83600-300-000AZ, CM, CQ, EE, EF, EG)	1 -	
97	10	83700-300-000A COVER, oil tank (White)..... (83700-300-000AZ, CM, CQ, EE, EF, EG)	- 1	
97	10	83700-300-000B COVER, oil tank (Black)..... (83700-300-000AS, CM, CQ, EE, EF, EG)	1 -	
F-15 Right Side Exhaust Muffler				
101	14	(50711-300-010).....	- 0	
101	15	(50712-024-000).....	- 0	
101	16	(50714-300-000).....	- 0	
101	17	(50715-281-000).....	- 0	
101	18	(50731-024-000).....	- 0	
103	25	94101-06000 WASHER, plain, 6 mm.....	- 5	
103	28	(94201-16150).....	- 0	

P-10 Other Parts
(Part number in block is used basic models)

Reference Page No.	Part No.	Description	Reqd. No. CB750P U A	Remarks
F-16 Left Side Exhaust Muffler				
105 16		(50711-300-010)	- 0	
105 17		(50712-024-000)	- 0	
105 18		(50714-300-000)	- 0	
105 19		(50715-281-000)	- 0	
105 20		(50731-024-000)	- 0	
107 27	94101-0000	WASHER, plain, 6 mm	- 5	
107 30		(94201-16150)	- 0	
F-19 Rear Cushion				
115 2	52400-300-030A	CUSHION ASSY., rear (White)	- 2	
		(52400-300-020XW)		
115 5	52421-300-000A	CASE, rear cushion upper (White)	- 2	
		(52421-300-000XW)		
115 11	93300-10002-0B	BOLT, hex., 10 x 32	- 1	
115	93300-10040-0A	BOLT, hex., 10 x 40	- 0	Newly provided
		(93316-300-030)	- 0	
F-20 Rear Fork - Chain Case				
117 1	40510-300-750A	CASE, drive chain (White)	- 1	
		(40510-300-050B)		
117 8	52100-300-050A	FORK COMP., rear (White)	- 1	
		(52100-300-050B)		
F-21 Rear Fender				
121 3	80100-300-751A	FENDER A, rear (White)	- 1	
		(80100-300-010XW)		
121 8	80105-300-751	FENDER B, rear	- 1	
		(80105-300-010)		
121 8	80105-300-790	FENDER B, rear	- 1	
		(80105-300-010)		
F-23 Head Light				
125 10	61301-300-010B	CASE, head light (Black)	1 -	
		(61301-300-010AZ, CM, CQ, EE, EF, EG)		

