

HONDA



NO.24 **175**

MODEL CD175·CB175·CL175



1

PARTS LIST
HONDA GENUINE PARTS

HONDA
GENUINE PARTS




APPLICATION OF PARTS LIST

This is a list of parts used of HONDA 175
Model CD175, CB175 and CL175

1. How to see the Part Number

The composition of Part Number is as follows :



2. How to order the Parts

When ordering parts to us, please let us know the correct number of the parts, referring to this Parts List.

When changing parts, check the engine number and the frame number, then the parts used can be found. The engine number is stamped on the upper crankcase, and the frame number is stamped on the head pipe of the frame body.

3. About the News Number

News Number is the same as the Number of Parts News issued by Honda Service Center. When you need to know the contents of modified parts and related in detail.



4. The Parts List can be revised with Revision Sheet

For the future modification of parts and parts to be provided "Revision Sheet" will be issued every three months. Please do put the Revision Sheet in the place of each page according to instructions shown under the sheet. If you make sure of this, the Parts List will be kept always up-to-date.



5. This Parts List was compiled at 20th March, 1967.

HONDA MOTOR CO., LTD.


SERVICE CENTER



CD175



CB175



CL175

Contents

Ref. No.	Nomenclature	Page
----------	--------------	------

ENGINE GROUP

CD175 • CB175 • CL175

E- 1.....	Cylinder • Cylinder Head	2
E- 2.....	Crankshaft	6
E- 3.....	Camshaft • Valve	10
E- 4.....	Clutch • Oil Pump	14
E- 5.....	Clutch Adjuster • Left Crankcase Cover	18
E- 6.....	Transmission (CD175)	22
E- 7.....	Transmission (CB175 • CL175)	24
E- 8.....	Upper Crankcase • Shift Drum	28
E- 9.....	Under Crankcase • Kick Starter	32
E-10.....	Drain Cock	34
E-11.....	Contact Breaker • Spark Advancer	36
E-12.....	Magneto • Starting Motor	38
E-13.....	Right Crankcase Cover • Oil Filter	42
E-14.....	Carburetor (CD175)	46
E-15.....	Right Carburetor (CB175 • CL175)	50
E-16.....	Left Carburetor (CB175 • CL175)	54

FRAME GROUP

CD175

F- 1.....	Steering Handle	58
F- 2.....	Front Cushion.....	60
F- 3.....	Steering Stem • Front Fender	64
F- 4.....	Fuel Tank	66
F- 5.....	Frame Body.....	68
F- 6.....	Seat	70
F- 7.....	Stand • Step	72
F- 8.....	Muffler	74
F- 9.....	Air Cleaner • Tool	76
F-10.....	Rear Fork • Chain Case	78
F-11.....	Rear Cushion	82
F-12.....	Front Wheel	84
F-13.....	Rear Wheel	86
F-14.....	Head Light	88

Contents

Page

FOREWORD

1

1

2

3

4

5

6

7

8

9

10

11

12

13

14

15

16

17

18

19

20

21

22

23

24

25

26

27

28

29

30

31

32

33

34

35

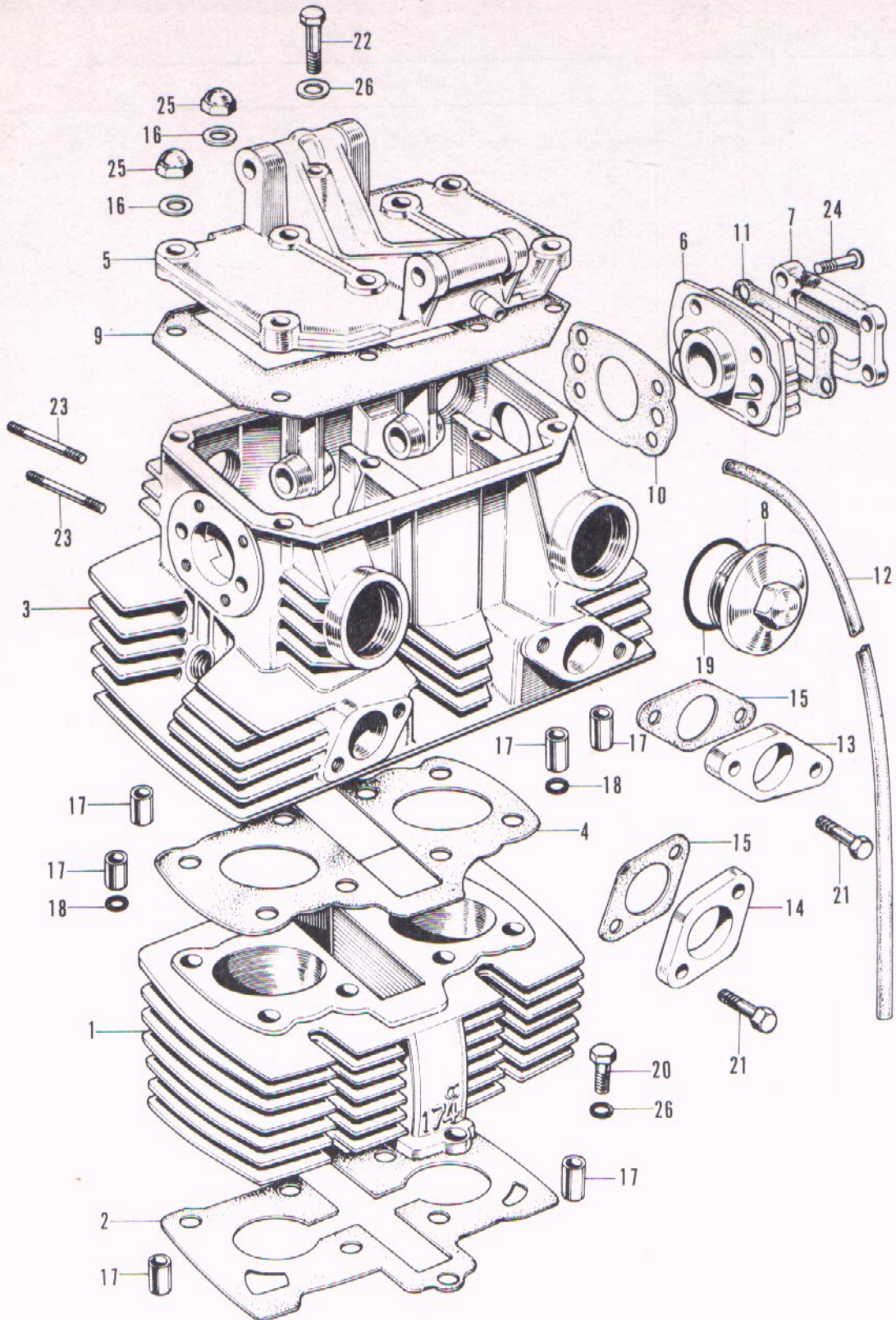
36

37

38

Ref. No.	Nomenclature	Page
F-15.....	Head Light (Used in England)	90
F-16.....	Winker • Tail Light	92
F-17.....	Winker • Tail Light (Used in England)	94
F-18.....	Switch	96
F-19.....	Wire Harness • Battery	98
CB175 • CL175		
F-20.....	Steering Handle (CB175)	100
F-21.....	Steering Handle (CL175)	102
F-22.....	Front Cushion (CB175).....	104
F-23.....	Front Cushion (CL175).....	108
F-24.....	Steering Stem • Front Fender	110
F-25.....	Fuel Tank • Seat	114
F-26.....	Frame Body	118
F-27.....	Stand • Step	120
F-28.....	Muffler • Pillion Step (CB175)	124
F-29.....	Exhaust Pipe • Pillion Step (CL175)	126
F-30.....	Air Cleaner • Tool	128
F-31.....	Rear Fork • Rear Fender	132
F-32.....	Rear Cushion	136
F-33.....	Front Wheel	138
F-34.....	Rear Wheel	142
F-35.....	Head Light • Tail Light	146
F-36.....	Winker	150
F-37.....	Winker Switch • Dimmer Switch.....	152
F-38.....	Wire Harness • Battery	154

E-1 Cylinder · Cylinder Head



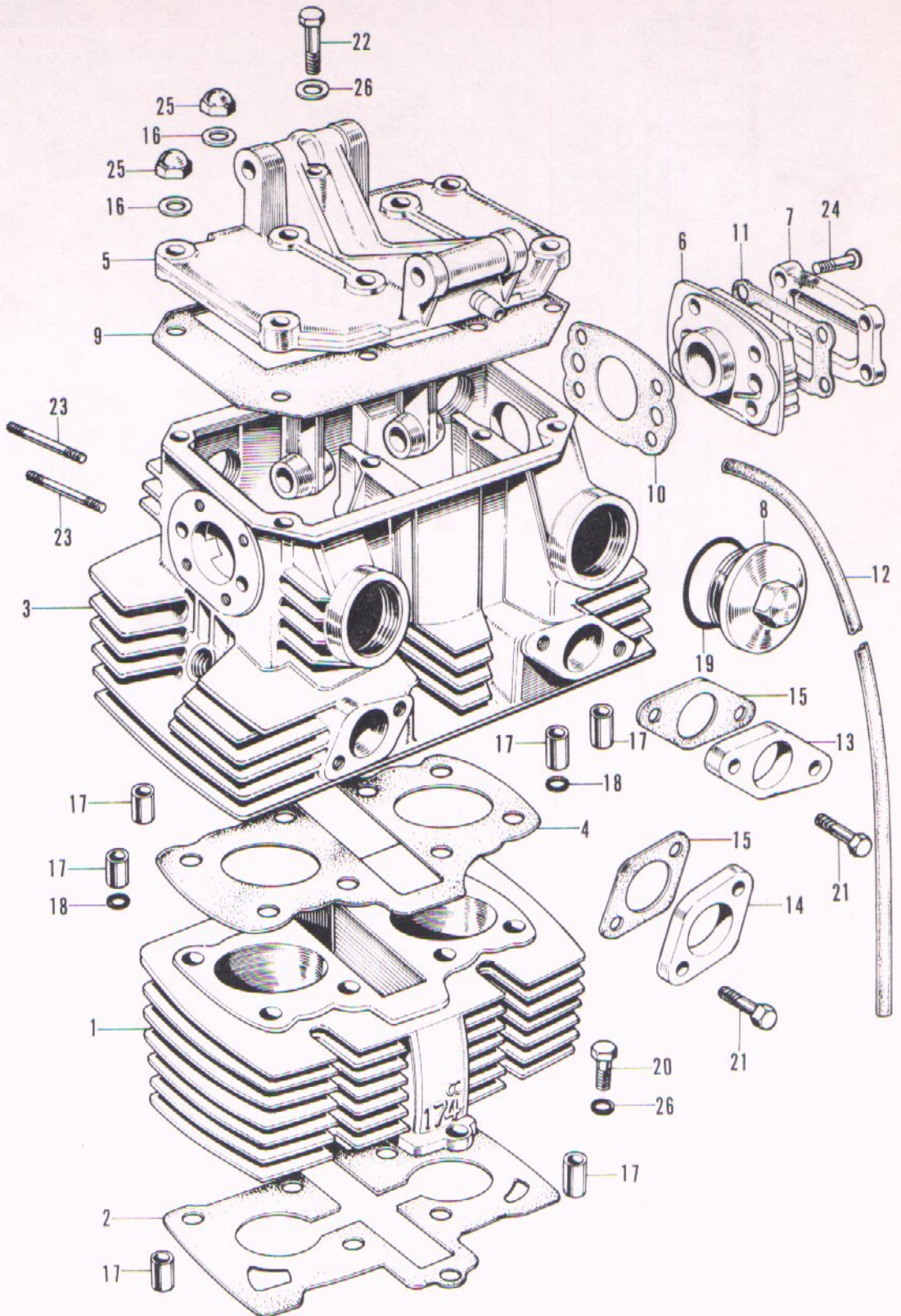
E-1 Cylinder · Cylinder Head

Ref. No.	Part No.	Description	Reqd. No.			No. Used on		News No.
			CD	CB	CL	From	To	
1	12100-235-303	CYLINDER.....	1			CD175E -1000001.....		
	12100-235-000	CYLINDER.....	1	1		CB175E -1000001.....		
						CL175E -1000001		
2	12191-235-010	GASKET, cylinder	1	1	1	CD175E -1000001.....		
						CB175E -1000001		
						CL175E -1000001		
3	12200-237-010	HEAD, cylinder.....	1			CD175E -1000001.....		
	12200-235-010	HEAD, cylinder.....	1	1		CB175E -1000001.....		
						CL175E -1000001		
4	12251-235-000	GASKET, cylinder head.....	1	1	1	CD175E -1000001.....		
						CB175E -1000001		
						CL175E -1000001		
5	12300-237-000	COVER, cylinder head	1			CD175E -1000001.....		
	12300-216-000	COVER, cylinder head	1	1		CB175E -1000001.....		
						CL175E -1000001		
6	12331-235-000	COVER, right, cylinder head side ...	1	1	1	CD175E -1000001.....		
						CB175E -1000001		
						CL175E -1000001		
7	12351-235-000	CAP, cylinder head side.....	1	1	1	CD175E -1000001.....		
						CB175E -1000001		
						CL175E -1000001		
8	12361-216-000	CAP, tappet adjusting hole	4	4	4	CD175E -1000001.....		
						CB175E -1000001		
						CL175E -1000001		
9	12391-216-000	GASKET, cylinder head cover.....	1	1	1	CD175E -1000001.....		
						CB175E -1000001		
						CL175E -1000001		
10	12394-216-000	GASKET, right, cylinder head side... cover	1	1	1	CD175E -1000001.....		
						CB175E -1000001		
						CL175E -1000001		
11	12396-235-000	GASKET, cylinder head side cap ...	1	1	1	CD175E -1000001.....		
						CB175E -1000001		
						CL175E -1000001		
12	15761-202-000	TUBE, breather.....	1	1	1	CD175E -1000001.....		
						CB175E -1000001		
						CL175E -1000001		
13	16211-235-000	INSULATOR, right, carburetor		1		CL175E -1000001.....		
	16211-216-000	INSULATOR, right, carburetor		1		CB175E -1000001.....		
14	16213-237-010	INSULATOR, carburetor		1		CD175E -1000001.....		
	16213-235-000	INSULATOR, left, carburetor		1		CL175E -1000001.....		
	16213-216-000	INSULATOR, left, carburetor		1		CB 175E -1000001.....		
15	16229-235-000	GASKET, carburetor insulator.....		1	2	CD175E -1000001.....		
						CL175E -1000001		
	16229-216-000	GASKET, carburetor insulator.....		2		CB175E -1000001.....		

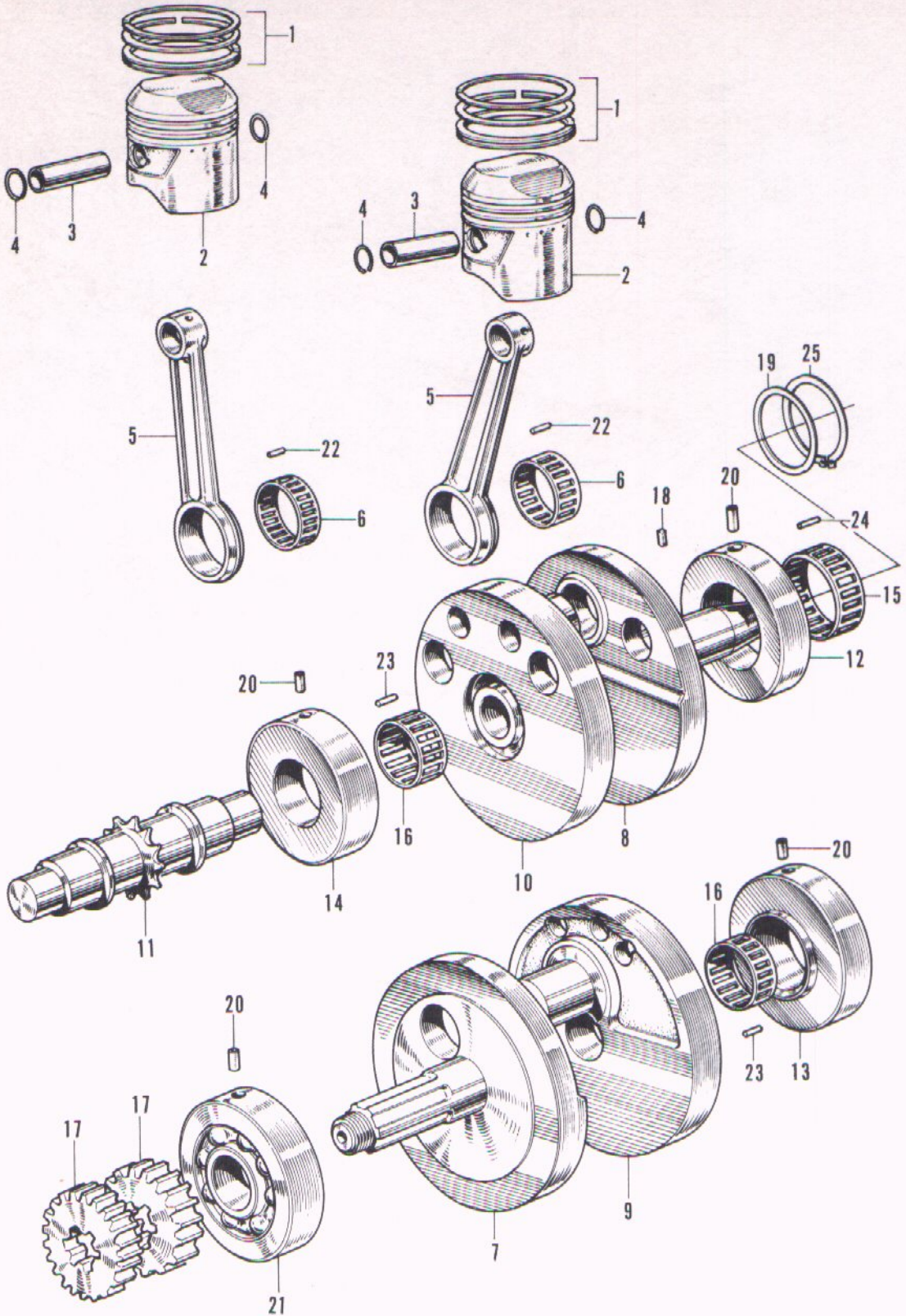
E-1 Cylinder · Cylinder Head

Ref. No.	Part No.	Description	Reqd. No.			No. Used on		News No.
			CD 175	CB 175	CL 175	From	To	
16	90441-216-000	WASHER, sealing, 8 mm	8	8	8	CD175E-1000001..... CB175E-1000001..... CL175E-1000001.....		
17	90703-200-000	PIN, knock, 10×14	6	6	6	CD175E-1000001..... CB175E-1000001..... CL175E-1000001.....		
18	91301-200-000	O RING, 10×1.6	2	2	2	CD175E-1000001..... CB175E-1000001..... CL175E-1000001.....		
19	91302-216-000	O RING, 35.5.....	4	4	4	CD175E-1000001..... CB175E-1000001..... CL175E-1000001.....		
20	92000-06025	BOLT, hex., 6×25	1	1	1		
21	92000-06028	BOLT, hex., 6×28	2	4	4		
22	92000-06045	BOLT, hex., 6×45	1	1	1		
23	92700-06042	STUD, 6×42	4	4	4		
24	93500-06032	SCREW, cross, 6×32	4	4	4		
25	94021-08000	NUT, blind, 8 mm.....	8	8	8		
26	94101-06000	WASHER, flat, 6 mm	2	2	2		

E-1 Cylinder · Cylinder Head



E-2 Crankshaft



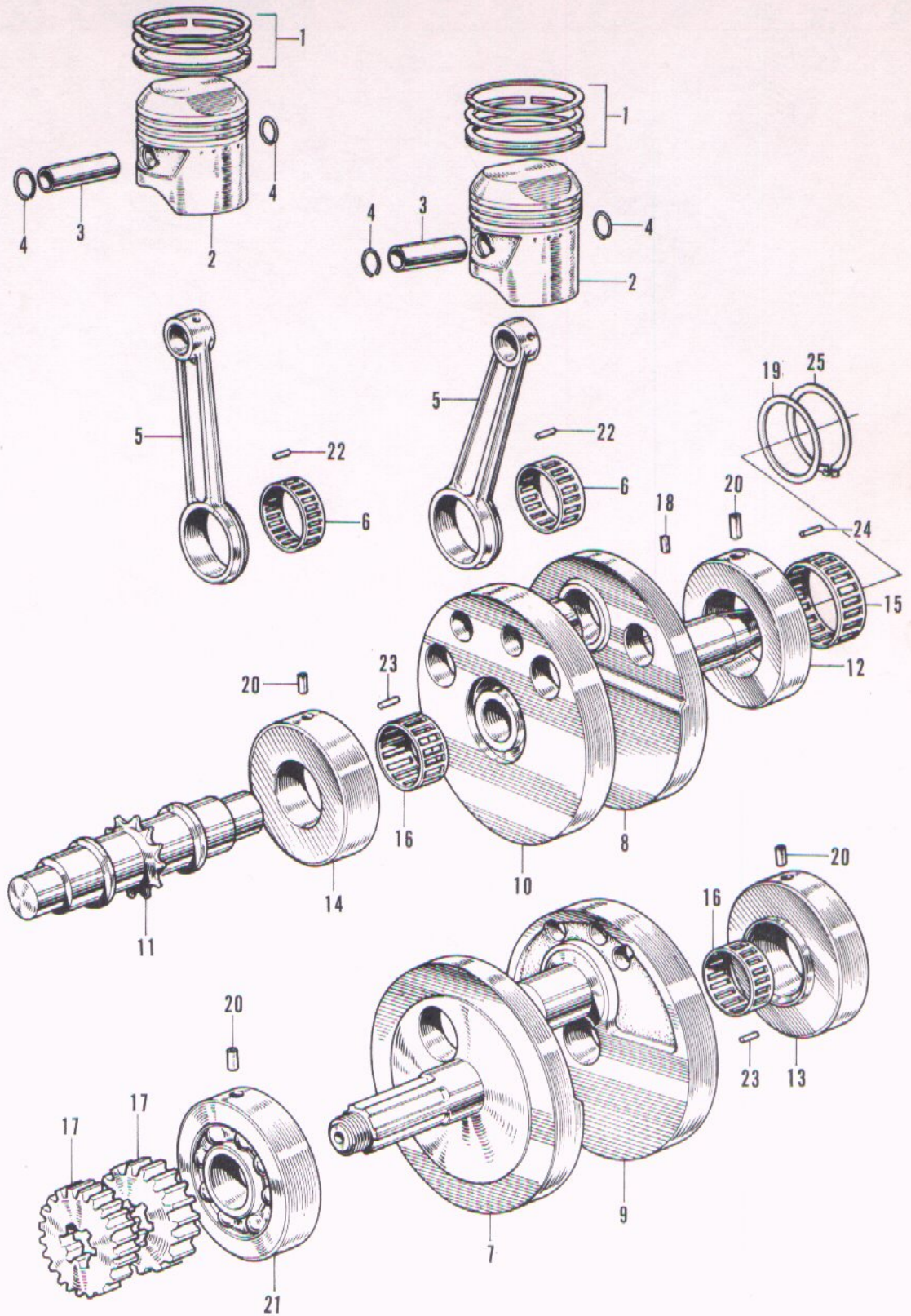
E-2 Crankshaft

Ref. No.	Part No.	Description	Reqd. No.			No. Used on		News No.
			CD	CB	CL	From	To	
	13000-235-000	CRANKSHAFT ASSY.	1	1	1	CD175E -1000001.....		
						CB175E -1000001		
						CL175E -1000001		
1	13012-235-000	RING SET, piston (S.T.D.)	2	2	2	CD175E -1000001.....		
						CB175E -1000001		
						CL175E -1000001		
	13022-235-000	RING SET, piston (0.25)	2	2	2	CD175E -1000001.....		
						CB175E -1000001		
						CL175E -1000001		
	13032-235-000	RING SET, piston (0.50)	2	2	2	CD175E -1000001.....		
						CB175E -1000001		
						CL175E -1000001		
	13042-235-000	RING SET, piston (0.75)	2	2	2	CD175E -1000001.....		
						CB175E -1000001		
						CL175E -1000001		
	13052-235-000	RING SET, piston (1.00)	2	2	2	CD175E -1000001.....		
						CB175E -1000001		
						CL175E -1000001		
2	13101-235-000	PISTON (S.T.D.)	2	2	2	CD175E -1000001.....		
						CB175E -1000001		
						CL175E -1000001		
	13102-235-000	PISTON (0.25)	2	2	2	CD175E -1000001.....		
						CB175E -1000001		
						CL175E -1000001		
	13103-235-000	PISTON (0.50)	2	2	2	CD175E -1000001.....		
						CB175E -1000001		
						CL175E -1000001		
	13104-235-000	PISTON (0.75)	2	2	2	CD175E -1000001.....		
						CB175E -1000001		
						CL175E -1000001		
	13105-235-000	PISTON (1.00)	2	2	2	CD175E -1000001.....		
						CB175E -1000001		
						CL175E -1000001		
3	13111-217-000	PIN, piston	2	2	2	CD175E -1000001.....		
						CB175E -1000001		
						CL175E -1000001		
4	13115-200-000	CLIP, piston pin	4	4	4	CD175E -1000001.....		
						CB175E -1000001		
						CL175E -1000001		
5	13201-216-000	ROD, connecting	2	2	2	CD175E -1000001.....		
						CB175E -1000001		
						CL175E -1000001		
6	13211-235-000	RETAINER, connecting rod roller ...	2	2	2	CD175E -1000001.....		
						CB175E -1000001		
						CL175E -1000001		
7	13310-216-020	CRANKSHAFT, right	1	1	1	CD175E -1000001.....		
						CB175E -1000001		
						CL175E -1000001		
8	13320-216-010	CRANKSHAFT, left	1	1	1	CD175E -1000001.....		
						CB175E -1000001		
						CL175E -1000001		

E-2 Crankshaft

Ref. No.	Part No.	Description	Reqd. No.			No. Used on		News No.
			CD 175	CB 175	CL 175	From	To	
9	13331-235-000	WEIGHT, right, center crank	1	1	1	CD175E -1000001..... CB175E -1000001..... CL175E -1000001.....		
10	13332-235-000	WEIGHT, left, center crank	1	1	1	CD175E -1000001..... CB175E -1000001..... CL175E -1000001.....		
11	13351-216-000	CRANKSHAFT, center	1	1	1	CD175E -1000001..... CB175E -1000001..... CL175E -1000001.....		
12	13421-216-000	RING, outer, left main bearing	1	1	1	CD175E -1000001..... CB175E -1000001..... CL175E -1000001.....		
13	13431-216-000	RING, outer, right center crank	1	1	1	CD175E -1000001..... CB175E -1000001..... CL175E -1000001.....		
14	13441-216-000	RING, outer, left center crank	1	1	1	CD175E -1000001..... CB175E -1000001..... CL175E -1000001.....		
15	13482-216-000	RETAINER, left, main bearing roller	1	1	1	CD175E -1000001..... CB175E -1000001..... CL175E -1000001.....		
16	13483-216-000	RETAINER, center bearing roller ...	2	2	2	CD175E -1000001..... CB175E -1000001..... CL175E -1000001.....		
17	13615-216-020	GEAR SET, primary drive	1	1	1	CD175E -1000001..... CB175E -1000001..... CL175E -1000001.....		
18	30906-200-000	KNOCK, flywheel	1	1	1	CD175E -1000001..... CB175E -1000001..... CL175E -1000001.....		
19	90452-216-000	WASHER, side, 35 mm	1	1	1	CD175E -1000001..... CB175E -1000001..... CL175E -1000001.....		
20	90701-202-000	PIN, knock, 6×12.5	4	4	4	CD175E -1000001..... CB175E -1000001..... CL175E -1000001.....		
21	91001-216-000	BEARING, ball, 6305 SHS.....	1	1	1	CD175E -1000001..... CB175E -1000001..... CL175E -1000001.....		
22	91101-220-000	ROLLER, 2.5×10	48	48	48	CD175E -1000001..... CB175E -1000001..... CL175E -1000001.....		
23	91103-220-000	ROLLER, 4×13	30	30	30	CD175E -1000001..... CB175E -1000001..... CL175E -1000001.....		
24	91103-222-000	ROLLER, 4×10	20	20	20	CD175E -1000001..... CB175E -1000001..... CL175E -1000001.....		
25	94510-35120	CIR-CLIP, 35 mm.....	1	1	1			

E-2 Crankshaft



This technical diagram illustrates the exploded view of a mechanical assembly, likely a small engine or pump. The components are numbered 1 through 31. The central part of the diagram shows a main shaft (1) with a large gear (5) and a smaller gear (15). A long spring (11) is attached to the bottom of the shaft. A piston rod (2) with a piston head (3) is shown to the left. A connecting rod (7) is shown to the right. A flywheel (14) is shown at the bottom. A crankshaft (9) is shown at the bottom right. A spark plug (31) is shown to the right. A fuel line (8) is shown to the right. A carburetor (10) is shown at the bottom right. A filter (12) is shown at the bottom left. A pump (13) is shown at the bottom left. A valve (16) is shown to the left. A spring (17) is shown to the left. A spring (18) is shown to the left. A spring (19) is shown to the left. A spring (20) is shown to the left. A spring (21) is shown to the left. A spring (22) is shown to the left. A spring (23) is shown to the left. A spring (24) is shown to the left. A spring (25) is shown to the left. A spring (26) is shown to the left. A spring (27) is shown to the left. A spring (28) is shown to the left. A spring (29) is shown to the left. A spring (30) is shown to the left. A spring (31) is shown to the left.

E-3 Camshaft · Valve

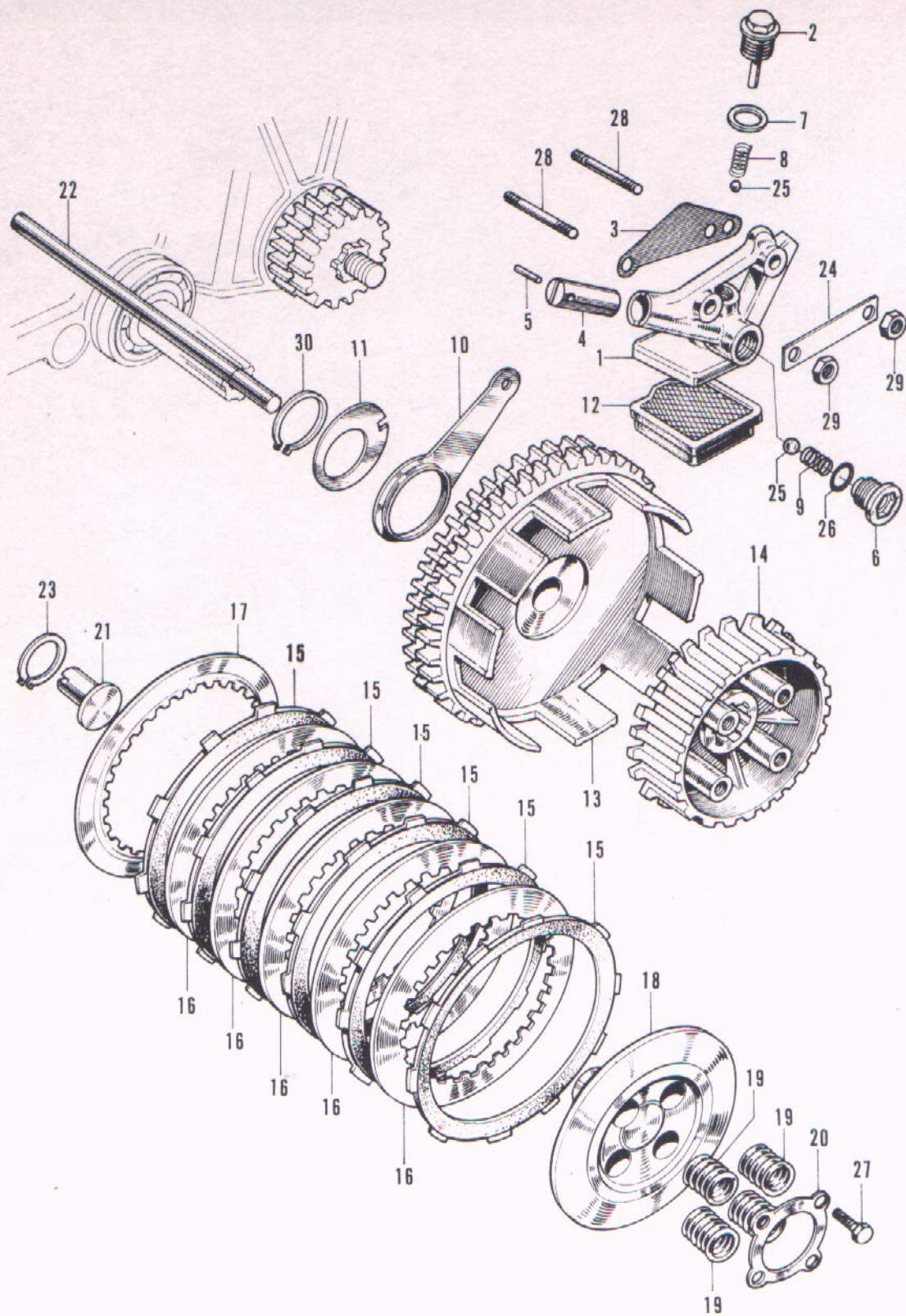
Ref. No.	Part No.	Description	Reqd. No.			No. Used on		News No.
			CD 175	CB 175	CL 175	From	To	
1	12021-216-000	GUIDE, inlet valve	2	2	2	CD175E-1000001	
						CB175E-1000001	
						CL175E-1000001	
2	12023-235-000	GUIDE, exhaust valve.....	2	2	2	CD175E-1000001	
						CB175E-1000001	
						CL175E-1000001	
3	12241-200-300	CLIP, valve guide.....	4	4	4	CD175E-1000001	
						CB175E-1000001	
						CL175E-1000001	
4	14100-237-000	CAMSHAFT	1			CD175E-1000001	
	14100-235-000	CAMSHAFT		1	1	CB175E-1000001	
						CL175E-1000001	
5	14410-235-003	CHAIN, cam	1	1	1	CD175E-1000001	
						CB175E-1000001	
						CL175E-1000001	
6	14411-235-003	JOINT, cam chain	1	1	1	CD175E-1000001	
						CB175E-1000001	
						CL175E-1000001	
7	14431-216-000	ARM, valve rocker	4	4	4	CD175E-1000001	
						CB175E-1000001	
						CL175E-1000001	
8	14451-216-010	SHAFT, rocker arm.....	4	4	4	CD175E-1000001	
						CB175E-1000001	
						CL175E-1000001	
	14500-216-000	TENSIONER ASSY., cam chain	1	1	1	CD175E-1000001	
						CB175E-1000001	
						CL175E-1000001	
9	14501-216-000	TENSIONER, cam chain	1	1	1	CD175E-1000001	
						CB175E-1000001	
						CL175E-1000001	
10	14503-216-000	PIN, cam chain guide roller	1	1	1	CD175E-1000001	
						CB175E-1000001	
						CL175E-1000001	
11	14541-235-000	SPRING, cam chain tensioner	1	1	1	CD175E-1000001	
						CB175E-1000001	
						CL175E-1000001	
12	14550-216-020	BAR, tensioner push	1	1	1	CD175E-1000001	
						CB175E-1000001	
						CL175E-1000001	
13	14556-216-020	RUBBER, tensioner push	1	1	1	CD175E-1000001	
						CB175E-1000001	
						CL175E-1000001	
14	14610-235-000	ROLLER, cam chain guide	1	1	1	CD175E-1000001	
						CB175E-1000001	
						CL175E-1000001	
15	14711-235-010	VALVE, inlet	2	2	2	CD175E-1000001	
						CB175E-1000001	
						CL175E-1000001	

E-3 Camshaft · Valve

Ref. No.	Part No.	Description	Reqd. No.			No. Used on		News No.
			CD 175	CB 175	CL 175	From	To	
16	14721-235-010	VALVE, exhaust	2	2	2	CD175E-1000001 CB175E-1000001 CL175E-1000001		
17	14751-235-010	SPRING, outer, valve	4	4	4	CD175E-1000001 CB175E-1000001 CL175E-1000001		
18	14761-235-010	SPRING, inner, valve	4	4	4	CD175E-1000001 CB175E-1000001 CL175E-1000001		
19	14771-011-000	RETAINER, valve spring	4	4	4	CD175E-1000001 CB175E-1000001 CL175E-1000001		
20	14775-235-000	SEAT, valve spring	4	4	4	CD175E-1000001 CB175E-1000001 CL175E-1000001		
21	14781-235-000	COTTER, valve	8	8	8	CD175E-1000001 CB175E-1000001 CL175E-1000001		
22	30905-216-000	PIN, knock, 3×5.2	1	1	1	CD175E-1000001 CB175E-1000001 CL175E-1000001		
23	90009-216-020	BOLT, tensioner setting	1	1	1	CD175E-1000001 CB175E-1000001 CL175E-1000001		
24	90012-200-000	SCREW, tappet adjusting	4	4	4	CD175E-1000001 CB175E-1000001 CL175E-1000001		
25	90206-001-000	NUT, tappet adjusting	4	4	4	CD175E-1000001 CB175E-1000001 CL175E-1000001		
26	90603-200-000	SET RING, 12 mm	1	1	1	CD175E-1000001 CB175E-1000001 CL175E-1000001		
27	91303-216-000	O RING, 3.4×1.2	1	1	1	CD175E-1000001 CB175E-1000001 CL175E-1000001		
28	92000-06020	BOLT, hex., 6×20	2	2	2			
29	94001-05000	NUT, hex., 5 mm	1	1	1			
30	94111-06000	WASHER, spring, 6 mm	2	2	2			
31	98066-58723	PLUG, sparking (X22FS)	2	2	2			
	98066-58714	PLUG, sparking (D-8HS)	2	2	2			

This technical diagram illustrates the exploded view of a mechanical assembly, likely a pump or engine component. The parts are numbered 1 through 31. The central component is a shaft (1) with a gear (4) and a pulley (14). The shaft is supported by bearings (2, 3, 15, 16) and a housing (5). A chain (6) is shown around the gear. A piston rod (12) with a piston (13) is shown at the bottom. A connecting rod (9) is shown in the middle. A crankshaft (10) is shown at the bottom right. A flywheel (14) is shown at the top right. A camshaft (17) with a cam (18) is shown at the top left. A valve train (19, 20, 21) is shown at the top left. A fuel system (22, 23, 24, 25, 26, 27, 28, 29, 30, 31) is shown on the right. A spring (11) is shown at the bottom left. A bracket (7) is shown at the top right. A pin (8) is shown at the top right. A nut (25) is shown at the top right. A washer (24) is shown at the top right. A bolt (23) is shown at the bottom left. A screw (29) is shown at the bottom left. A pin (27) is shown at the bottom left. A nut (28) is shown at the bottom right. A washer (30) is shown at the bottom right. A bolt (26) is shown at the bottom right. A pin (21) is shown at the top left. A nut (19) is shown at the top left. A washer (20) is shown at the top left. A bolt (17) is shown at the top left. A pin (3) is shown at the top left. A nut (2) is shown at the top left. A washer (16) is shown at the top left. A pin (15) is shown at the top left. A nut (1) is shown at the top left. A washer (4) is shown at the top left. A bolt (5) is shown at the top left. A pin (6) is shown at the top left. A nut (7) is shown at the top left. A washer (8) is shown at the top left. A bolt (9) is shown at the top left. A pin (10) is shown at the top left. A nut (11) is shown at the top left. A washer (12) is shown at the top left. A bolt (13) is shown at the top left. A pin (14) is shown at the top left. A nut (15) is shown at the top left. A washer (16) is shown at the top left. A bolt (17) is shown at the top left. A pin (18) is shown at the top left. A nut (19) is shown at the top left. A washer (20) is shown at the top left. A bolt (21) is shown at the top left. A pin (22) is shown at the top left. A nut (23) is shown at the top left. A washer (24) is shown at the top left. A bolt (25) is shown at the top left. A pin (26) is shown at the top left. A nut (27) is shown at the top left. A washer (28) is shown at the top left. A bolt (29) is shown at the top left. A pin (30) is shown at the top left. A nut (31) is shown at the top left.

E-4 Clutch · Oil Pump



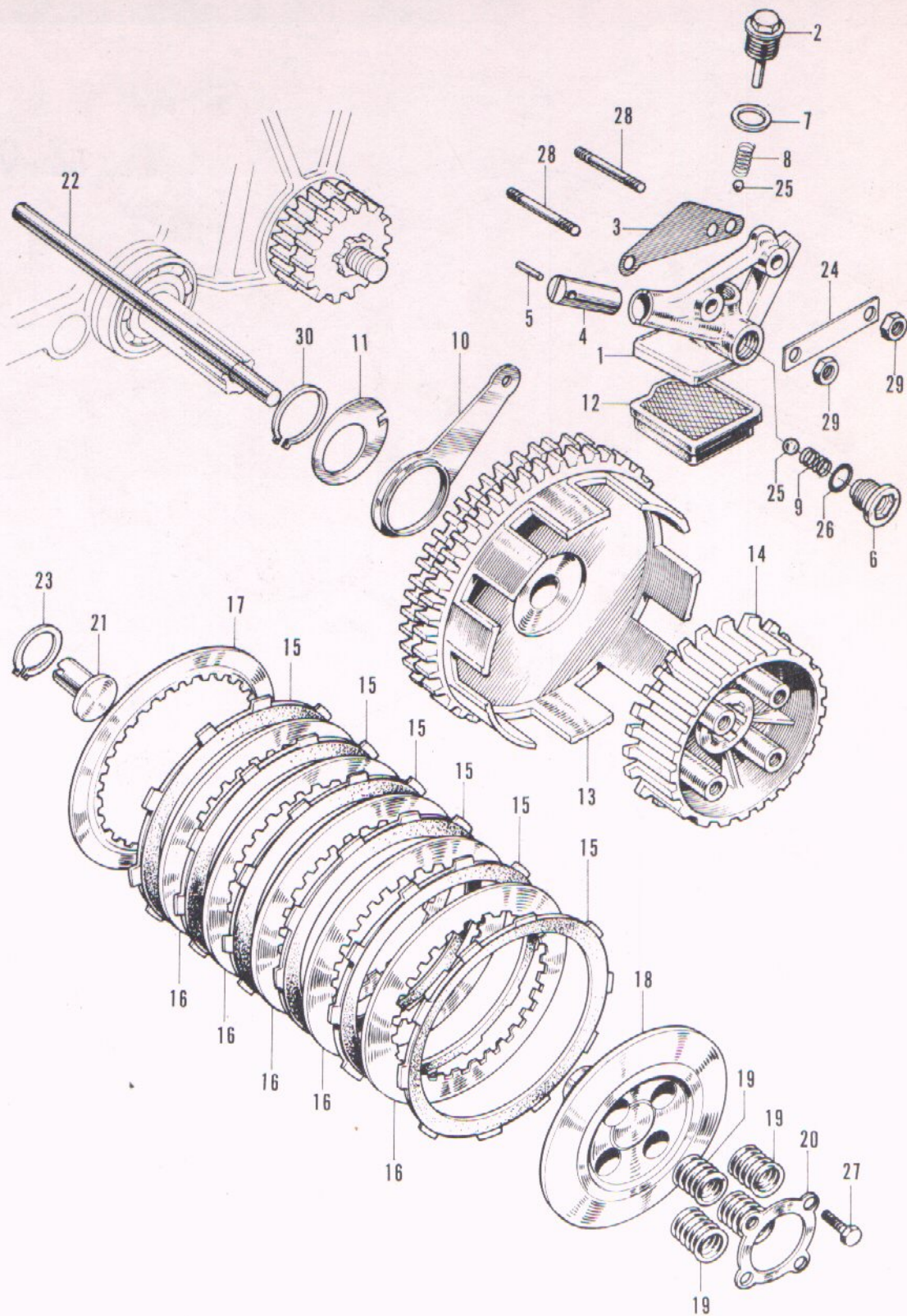
E-4 Clutch · Oil Pump

Ref. No.	Part No.	Description	Reqd. No.			No. Used on		News No.
			00	08	01	From	To	
	15200-216-010	PUMP ASSY., oil	1	1		CD175E-1000001.....		
						CB175E-1000001		
	15200-235-000	PUMP ASSY., oil			1	CL175E-1000001.....		
1	15210-216-010	BODY, oil pump	1	1		CD175E-1000001.....		
						CB175E-1000001		
	15210-235-000	BODY, oil pump			1	CL175E-1000001.....		
2	15213-216-000	BOLT, suction valve	1	1	1	CD175E-1000001.....		
						CB175E-1000001		
						CL175E-1000001		
3	15219-216-000	GASKET, pump body	1	1	1	CD175E-1000001.....		
						CB175E-1000001		
						CL175E-1000001		
4	15231-205-000	PLUNGER, pump.....	1	1	1	CD175E-1000001.....		
						CB175E-1000001		
						CL175E-1000001		
5	15235-205-000	PIN, pump plunger	1	1	1	CD175E-1000001.....		
						CB175E-1000001		
						CL175E-1000001		
6	15260-216-010	GUIDE, outlet valve.....	1	1	1	CD175E-1000001.....		
						CB175E-1000001		
						CL175E-1000001		
7	15266-200-000	PACKING, suction valve bolt	1	1	1	CD175E-1000001.....		
						CB175E-1000001		
						CL175E-1000001		
8	15271-216-000	SPRING, suction valve	1	1	1	CD175E-1000001.....		
						CB175E-1000001		
						CL175E-1000001		
9	15272-216-000	SPRING, valve	1	1	1	CD175E-1000001.....		
						CB175E-1000001		
						CL175E-1000001		
10	15281-216-000	ROD, pump.....	1	1	1	CD175E-1000001		
						CB175E-1000001		
						CL175E-1000001		
11	15292-216-000	WASHER, side, pump rod	1	1	1	CD175E-1000001.....		
						CB175E-1000001		
						CL175E-1000001		
12	15421-216-000	SCREEN, pump filter	1	1		CD175E-1000001.....		
						CB175E-1000001		
	15421-235-000	SCREEN, pump filter			1	CL175E-1000001.....		
13	22100-235-030	CLUTCH OUTER	1	1	1	CD175E-1000001.....		
						CB175E-1000001		
						CL175E-1000001		
14	22120-216-010	CLUTCH CENTER	1	1	1	CD175E-1000001.....		
						CB175E-1000001		
						CL175E-1000001		
15	22201-235-000	DISK, clutch friction	6	6	6	CD175E-1000001.....		
						CB175E-1000001		
						CL175E-1000001		

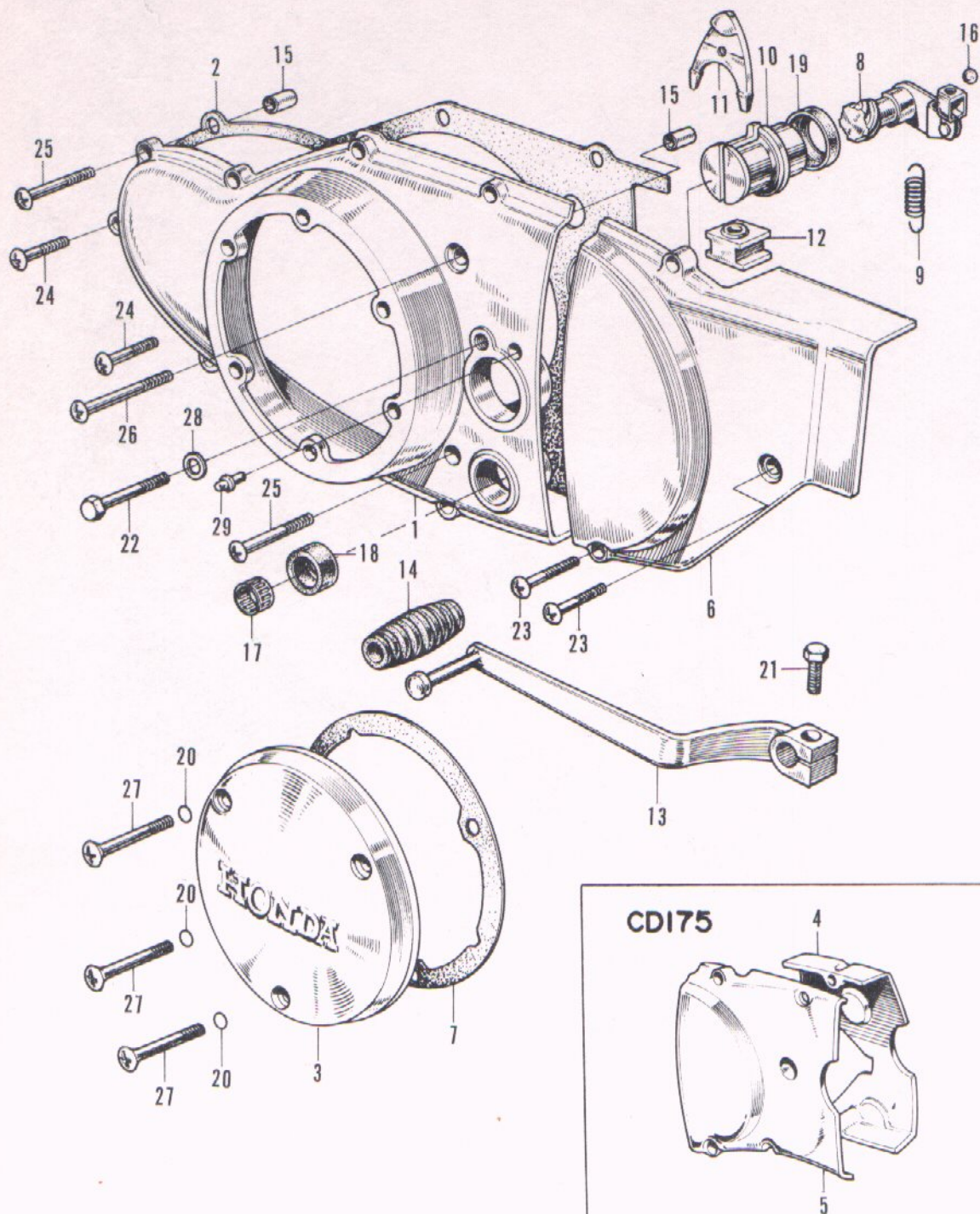
E-4 Clutch · Oil Pump

Ref. No.	Part No.	Description	Reqd. No.			No. Used on		News No.
			CD	CB	CL	From	To	
			175	175	175			
16	22311-200-000	PLATE, clutch	5	5	5	CD175E-1000001.....		
						CB175E-1000001.....		
						CL175E-1000001.....		
17	22321-235-000	PLATE B, clutch	1	1	1	CD175E-1000001.....		
						CB175E-1000001.....		
						CL175E-1000001.....		
18	22351-235-000	PLATE, clutch pressure	1	1	1	CD175E-1000001.....		
						CB175E-1000001.....		
						CL175E-1000001.....		
19	22401-216-600	SPRING, clutch	4	4	4	CD175E-1000001.....		
						CB175E-1000001.....		
						CL175E-1000001.....		
20	22408-216-000	PLATE, clutch spring retaining	1	1	1	CD175E-1000001.....		
						CB175E-1000001.....		
						CL175E-1000001.....		
21	22838-216-000	PIECE, clutch lifter joint	1	1	1	CD175E-1000001.....		
						CB175E-1000001.....		
						CL175E-1000001.....		
22	22850-216-000	ROD, clutch lifter	1	1	1	CD175E-1000001.....		
						CB175E-1000001.....		
						CL175E-1000001.....		
23	22903-200-000	SET-RING, 20 mm	1	1	1	CD175E-1000001.....		
						CB175E-1000001.....		
						CL175E-1000001.....		
24	90404-216-000	WASHER, pump lock	1	1	1	CD175E-1000001.....		
						CB175E-1000001.....		
						CL175E-1000001.....		
25	90901-230-000	BALL, steel, 5/16"	2	2	2	CD175E-1000001.....		
						CB175E-1000001.....		
						CL175E-1000001.....		
26	91304-216-000	O RING, 11.5×2	1	1	1	CD175E-1000001.....		
						CB175E-1000001.....		
						CL175E-1000001.....		
27	92000-06020	BOLT, hex., 6×20	4	4	4		
28	92700-06036	STUD, 6×36	2	2	2		
29	94001-06000	NUT, hex., 6 mm	2	2	2		
30	94510-26000	CIR-CLIP, 26 mm.....	1	1	1		

E-4 Clutch · Oil Pump



E-5 Clutch Adjuster • Left Crankcase Cover



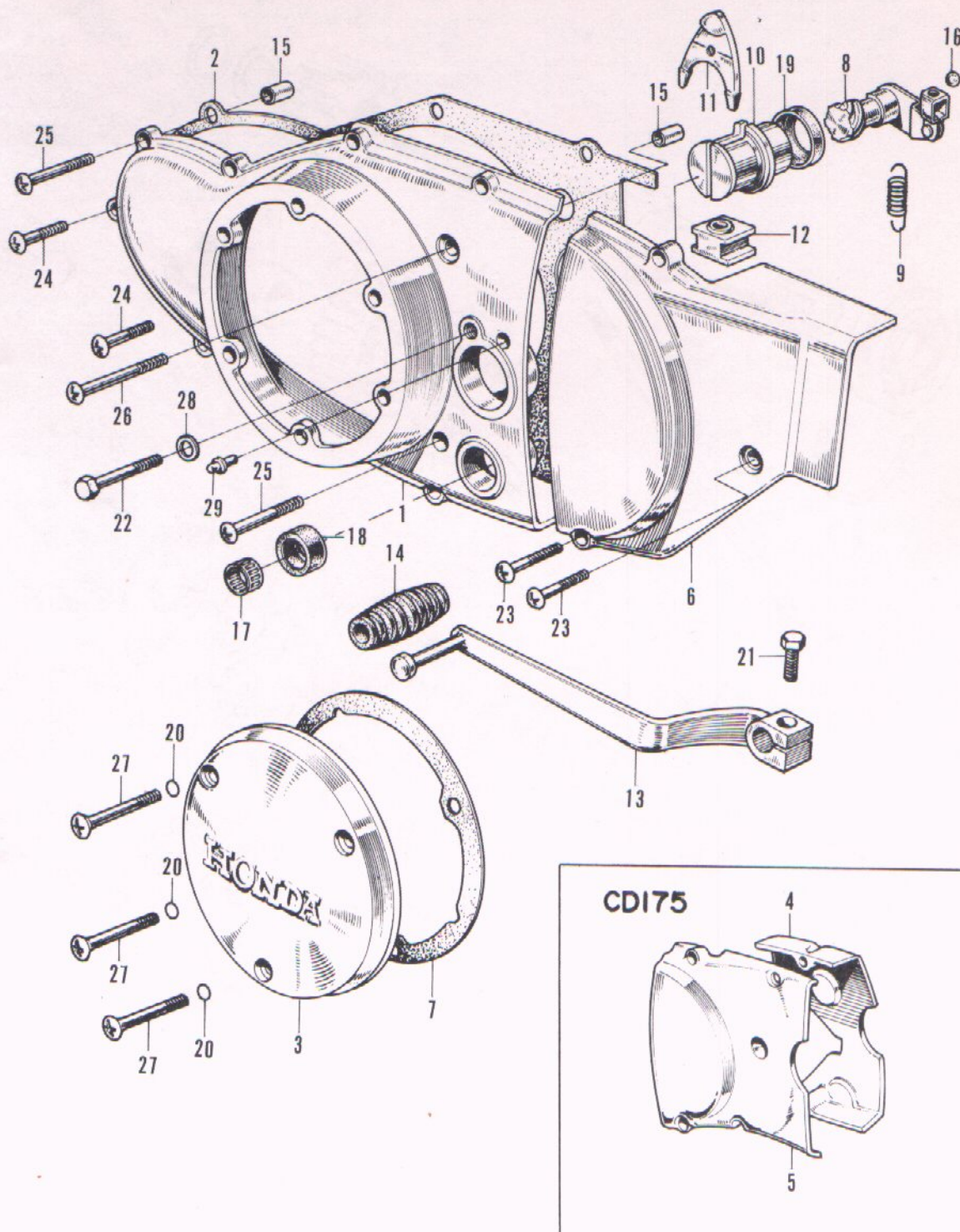
E-5 Clutch Adjuster · Left Crankcase Cover

Ref. No.	Part No.	Description	Reqd. No.			No. Used on		News No.
			CD	CB	CL	From	To	
			175	175	175			
1	11340-235-000	COVER, left, crankcase	1	1	1	CD175E-1000001.....		
						CB175E-1000001		
						CL175E-1000001		
2	11395-216-000	GASKET, left crankcase cover.....	1	1	1	CD175E-1000001.....		
						CB175E-1000001		
						CL175E-1000001		
3	11431-216-000	COVER, dynamo	1	1	1	CD175E-1000001.....		
						CB175E-1000001		
						CL175E-1000001		
4	11655-237-000	COVER B, drive chain	1			CD175E-1000001.....		
5	11661-237-000	COVER A, drive chain	1			CD175E-1000001.....		
6	11661-216-000	COVER A, drive chain	1	1		CB175E-1000001.....		
						CL175E-1000001		
7	11691-216-000	GASKET, dynamo cover	1	1	1	CD175E-1000001.....		
						CB175E-1000001		
						CL175E-1000001		
8	22810-216-040	THREAD, clutch lifter	1	1	1	CD175E-1000001.....		
						CB175E-1000001		
						CL175E-1000001		
9	22815-216-010	SPRING, clutch lever	1	1	1	CD175E-1000001.....		
						CB175E-1000001		
						CL175E-1000001		
10	22841-216-020	ADJUSTER, clutch	1	1	1	CD175E-1000001.....		
						CB175E-1000001		
						CL175E-1000001		
11	22844-200-000	PIECE, adjuster fixing.....	1	1	1	CD175E-1000001.....		
						CB175E-1000001		
						CL175E-1000001		
12	22875-216-000	JOINT, clutch wire	1	1	1	CD175E-1000001.....		
						CB175E-1000001		
						CL175E-1000001		
13	24700-237-000	PEDAL, gear change	1			CD175E-1000001.....		
	24700-235-000	PEDAL, gear change	1	1		CB175E-1000001.....		
						CL175E-1000001		
14	24781-205-000	RUBBER, gear change pedal	1	1	1	CD175E-1000001.....		
						CB175E-1000001		
						CL175E-1000001		
15	90703-200-000	PIN, knock, 10×14	2	2	2	CD175E-1000001.....		
						CB175E-1000001		
						CL175E-1000001		
16	90901-230-000	BALL, steel, 5/16"	1	1	1	CD175E-1000001.....		
						CB175E-1000001		
						CL175E-1000001		
17	91002-235-000	BEARING, needle, 12×16×10	2	2	2	CD175E-1000001.....		
						CB175E-1000001		
						CL175E-1000001		

E-5 Clutch Adjuster • Left Crankcase Cover

Ref. No.	Part No.	Description	Reqd. No.			No. Used on		News No.
			GD	GB	CL	From	To	
18	91201-235-000	OIL-SEAL, 12×18×4.5	1	1	1	CD175E-1000001.....		
						CB175E-1000001		
						CL175E-1000001		
19	91205-222-000	OIL-SEAL, 20×26×29×8	1	1	1	CD175E-1000001.....		
						CB175E-1000001		
						CL175E-1000001		
20	91301-216-000	O RING, 5.5×1.5	3	3	3	CD175E-1000001.....		
						CB175E-1000001		
						CL175E-1000001		
21	92000-06025	BOLT, hex., 6×25	1	1	1		
22	92000-06036	BOLT, hex., 6×36	1	1	1		
23	93500-06020	SCREW, cross, 6×20	3	3	3		
24	93500-06025	SCREW, cross, 6×25	7	7	7		
25	93500-06032	SCREW, cross, 6×32	2	2	2		
26	93500-06040	SCREW, cross, 6×40	1	1	1		
27	93700-06040	SCREW, cross, 6×40	3	3	3		
28	94101-06000	WASHER, flat, 6 mm	1	1	1		

E-5 Clutch Adjuster · Left Crankcase Cover



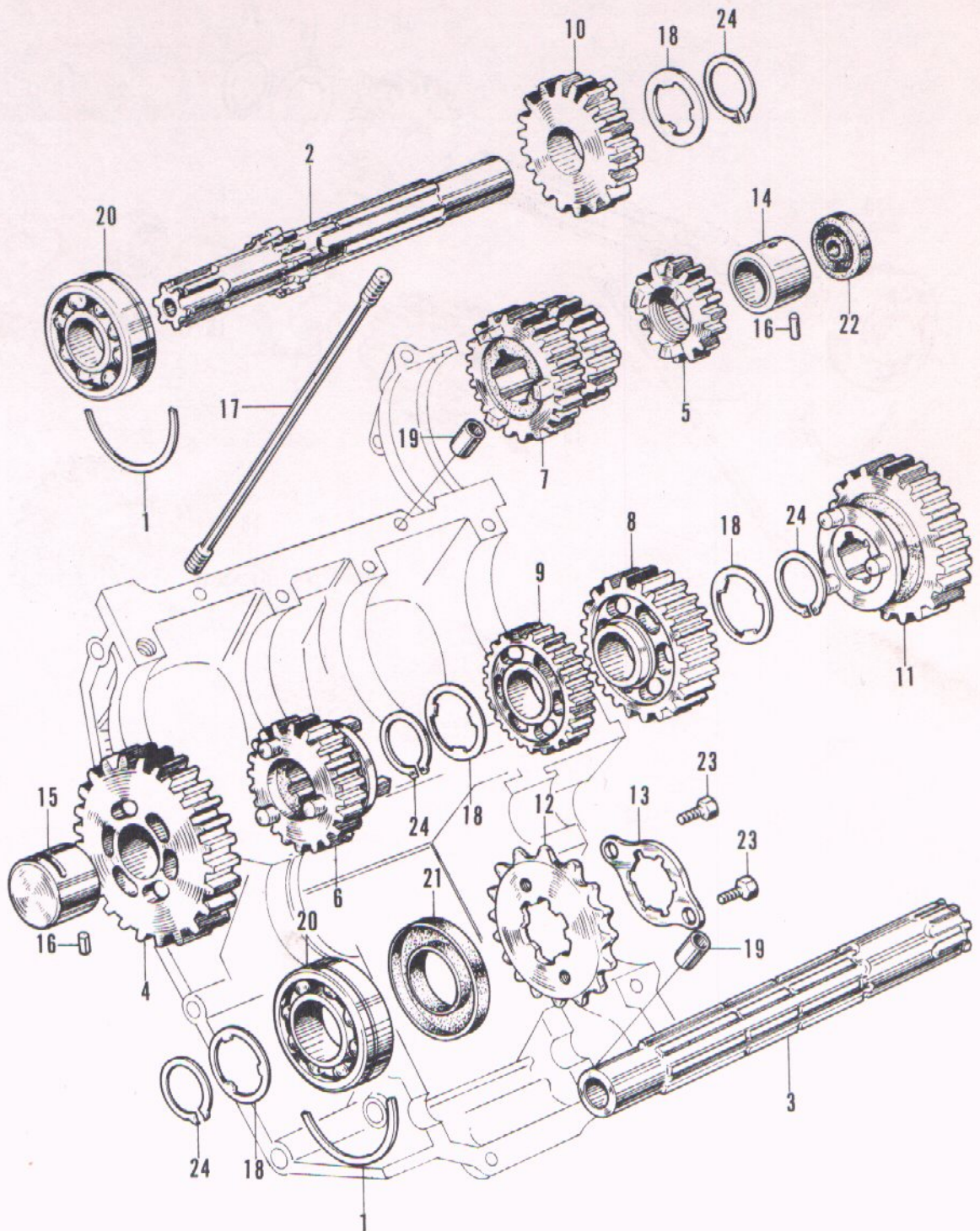
E-6 Transmission (CD175)

Ref. No.	Part No.	Description	Reqd. No. CD 175	No. Used on		News No.
				From	To	
1	13495-200-000	SET RING A, ball bearing	2	CD175E -1000001.....		
2	23211-216-020	SHAFT, main, transmission	1	CD175E -1000001.....		
3	23221-216-010	SHAFT, counter, transmission	1	CD175E -1000001.....		
4	23420-216-000	GEAR, low, counter shaft	1	CD175E -1000001.....		
5	23431-216-000	GEAR, second, main shaft.....	1	CD175E -1000001.....		
6	23441-216-010	GEAR, second, counter shaft	1	CD175E -1000001.....		
7	23451-216-010	GEAR, third, main shaft.....	1	CD175E -1000001.....		
8	23460-216-000	GEAR, third, counter shaft	1	CD175E -1000001.....		
9	23471-216-000	GEAR, fourth, main shaft	1	CD175E -1000001.....		
10	23801-216-811	SPROCKET, drive	1	CD175E -1000001.....		
11	23811-230-000	PLATE, drive sprocket fixing	1	CD175E -1000001.....		
12	23931-216-000	BUSHING A, bearing, 15 mm	1	CD175E -1000001.....		
13	23932-200-000	BUSHING B, bearing, 16 mm	1	CD175E -1000001.....		
14	24261-283-000	PIN, gear shift fork guide.....	2	CD175E -1000001.....		
15	90061-216-000	STUD, 8×152.....	1	CD175E -1000001.....		
16	90451-230-000	WASHER A, thrust, 20 mm	2	CD175E -1000001.....		
17	90703-200-000	PIN, knock, 10×14	2	CD175E -1000001.....		
18	91003-235-000	BEARING, ball, 6304 HS	2	CD175E -1000001.....		
19	91201-216-000	OIL-SEAL, TC-type, 20×52×9	1	CD175E -1000001.....		
20	91206-216-000	OIL-SEAL, 8×25×8	1	CD175E -1000001.....		
21	92000-06010	BOLT, hex., 6×10	2		
22	94510-20120	CIR-CLIP, 20 mm.....	2		

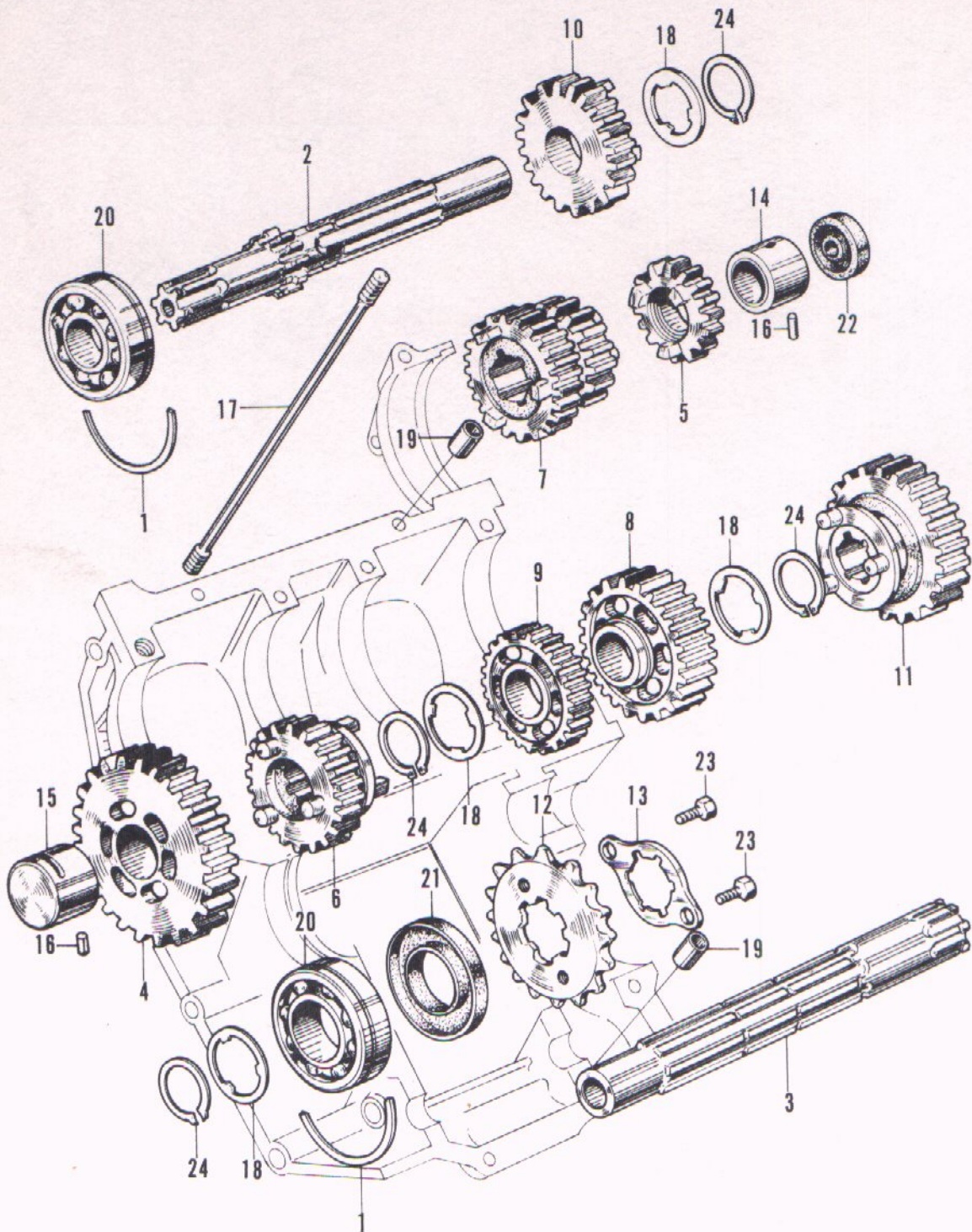
E-7 Transmission (CB175 · CL175)

Ref. No.	Part No.	Description	Reqd. No.		No. Used on		News No.
			CB 175	CL 175	From	To	
1	13495-200-000	SET RING A, ball bearing	2	2	CB175E-1000001..... CL175E-1000001		
2	23211-235-010	SHAFT, main, transmission	1	1	CB175E-1000001..... CL175E-1000001		
3	23221-235-010	SHAFT, counter, transmission	1	1	CB175E-1000001..... CL175E-1000001		
4	23420-235-010	GEAR, first, counter shaft.....	1	1	CB175E-1000001..... CL175E-1000001		
5	23430-235-000	GEAR, second, main shaft.....	1	1	CB175E-1000001..... CL175E-1000001		
6	23441-235-000	GEAR, second, counter shaft	1	1	CB175E-1000001..... CL175E-1000001		
7	23451-235-000	GEAR, shifting, main shaft	1	1	CB175E-1000001..... CL175E-1000001		
8	23461-235-000	GEAR, third, counter shaft	1	1	CB175E-1000001..... CL175E-1000001		
9	23471-235-000	GEAR, fourth, counter shaft.....	1	1	CB175E-1000001..... CL175E-1000001		
10	23481-235-000	GEAR, fifth, main shaft	1	1	CB175E-1000001..... CL175E-1000001		
11	23491-235-010	GEAR, fifth, counter shaft.....	1	1	CB175E-1000001..... CL175E-1000001		
12	23801-216-010	SPROCKET, drive (16T)	1	1	CB175E-1000001..... CL175E-1000001		
13	23811-230-000	PLATE, drive sprocket fixing	1	1	CB175E-1000001..... CL175E-1000001		
14	23931-235-000	BUSH A, bearing, 15 mm	1	1	CB175E-1000001..... CL175E-1000001		
15	23932-235-010	BUSH B, bearing, 16 mm	1	1	CB175E-1000001..... CL175E-1000001		
16	24261-283-000	PIN, gear shift fork guide.....	2	2	CB175E-1000001..... CL175E-1000001		
17	90061-216-000	STUD, 8×152	1	1	CB175E-1000001..... CL175E-1000001		
18	90451-230-000	WASHER A, thrust, 20 mm	4	4	CB175E-1000001..... CL175E-1000001		
19	90703-200-000	PIN, knock, 10×14	2	2	CB175E-1000001..... CL175E-1000001		
20	91003-235-000	BEARING, ball, 6304 HS	2	2	CB175E-1000001..... CL175E-1000001		
21	91201-216-000	OIL-SEAL, TC-type, 20×52×9	1	1	CB175E-1000001..... CL175E-1000001		

E-7 Transmission (CB175 · CL175)



E-7 Transmission (CB175 · CL175)



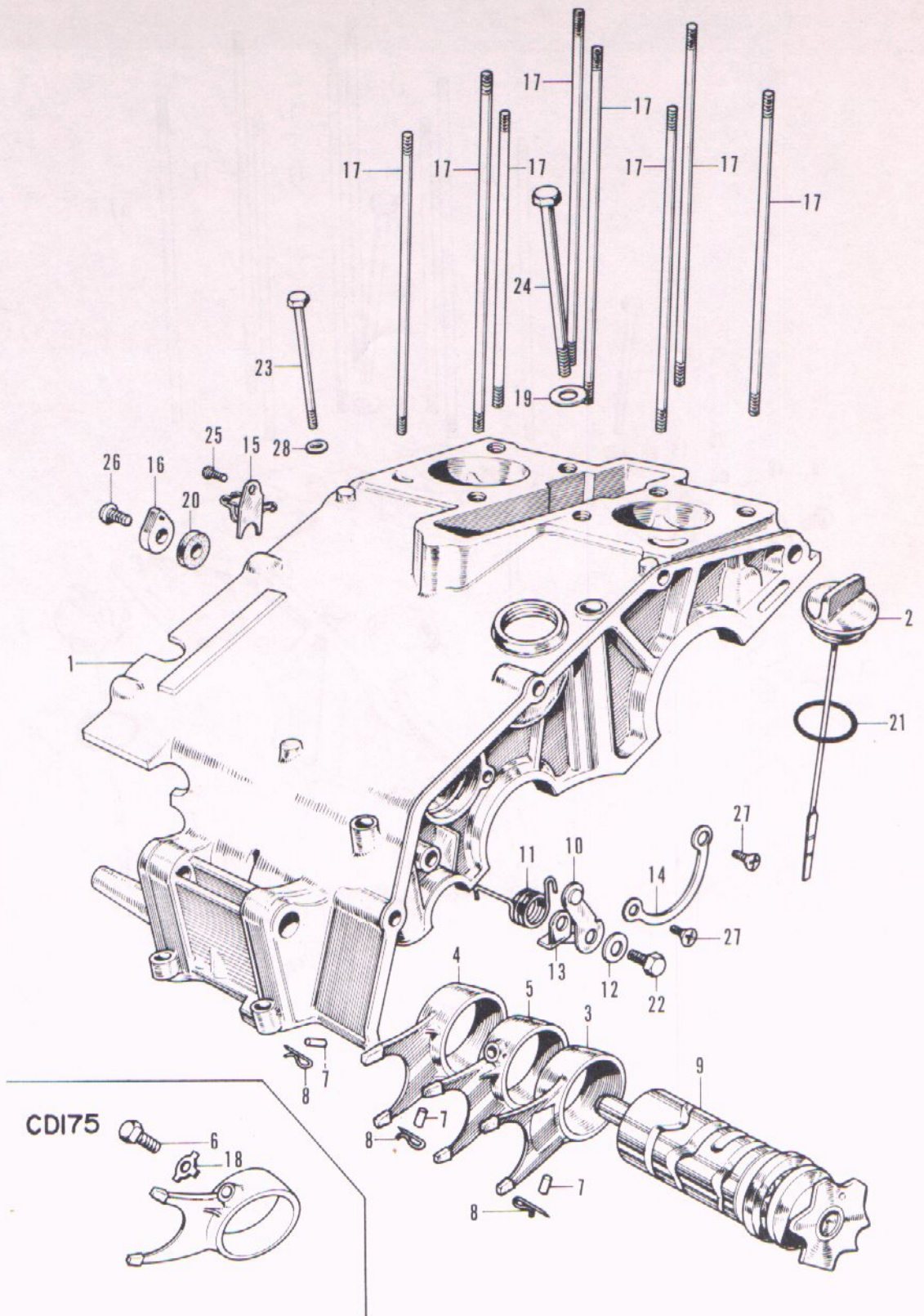
E-7 Transmission (CB175 · CL175)

Ref. No.	Part No.	Description	Reqd. No.		No. Used on		News No.
			CB 175	CL 175	From	To	
22	91206-216-000	OIL-SEAL, 8×25×8	1	1	CB175E -1000001.....		
					CL175E -1000001		
23	92000-06010	BOLT, hex., 6×10	2	2		
24	94510-20120	CIR-CLIP, 20 mm.....	4	4		

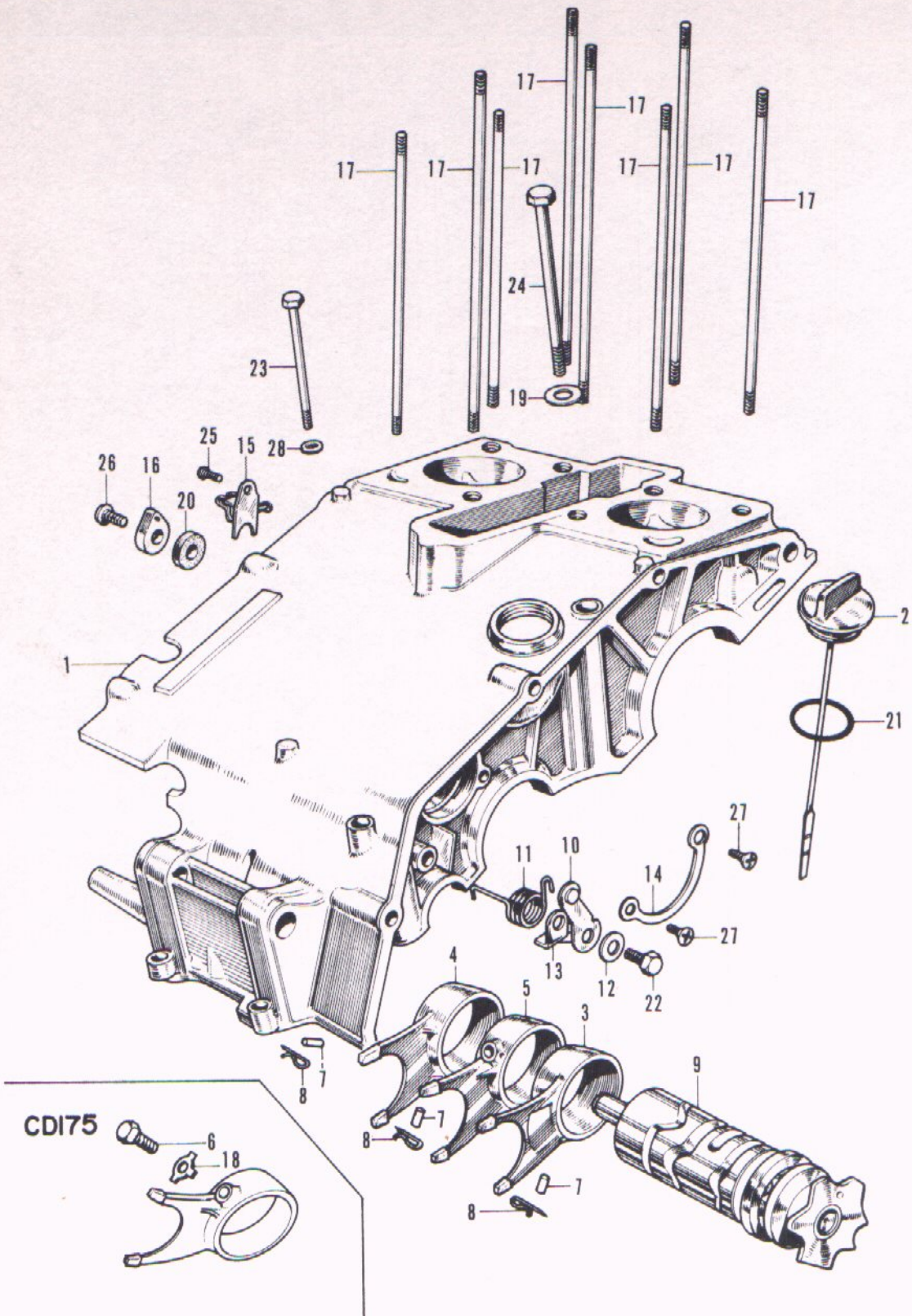
E-8 Upper Crankcase - Shift Drum

Ref. No.	Part No.	Description	Reqd. No.			No. Used on		News No.
			CD 175	CB 175	CL 175	From	To	
1	11101-235-020	CRANKCASE, upper	1	1	1	CD175E-1000001..... CB175E-1000001..... CL175E-1000001.....		
2	15650-235-000	GAUGE, oil level	1	1	1	CD175E-1000001..... CB175E-1000001..... CL175E-1000001.....		
3	24211-216-000	FORK, gear shift	2			CD175E-1000001.....		
	24211-235-000	FORK, right, gear shift	1	1		CB175E-1000001..... CL175E-1000001.....		
4	24221-235-000	FORK, left, gear shift	1	1		CB175E-1000001..... CL175E-1000001.....		
5	24231-235-000	FORK, counter gear shift	1	1		CB175E-1000001..... CL175E-1000001.....		
6	24261-216-000	PIN, gear shift fork guide.....	2			CD175E-1000001.....		
7	24261-283-000	PIN, gear shift fork guide.....	3	3		CB175E-1000001..... CL175E-1000001.....		
8	24263-283-000	CLIP, gear shift guide pin.....	3	3		CB175E-1000001..... CL175E-1000001.....		
9	24301-237-000	DRUM, gear shift.....	1			CD175E-1000001.....		
	24301-235-000	DRUM, gear shift.....	1	1		CB175E-1000001..... CL175E-1000001.....		
10	24430-216-000	STOPPER, shift drum	1	1	1	CD175E-1000001..... CB175E-1000001..... CL175E-1000001.....		
11	24435-216-000	SPRING, shift drum stopper.....	1	1	1	CD175E-1000001..... CB175E-1000001..... CL175E-1000001.....		
12	24438-216-000	COLLAR, shift drum stopper	1	1	1	CD175E-1000001..... CB175E-1000001..... CL175E-1000001.....		
13	24439-235-000	PLATE, stopper arm	1	1	1	CD175E-1000001..... CB175E-1000001..... CL175E-1000001.....		
14	24710-235-000	PLATE, bearing set.....	1	1	1	CD175E-1000001..... CB175E-1000001..... CL175E-1000001.....		
15	35752-216-000	STATOR, neutral switch	1	1	1	CD175E-1000001..... CB175E-1000001..... CL175E-1000001.....		
16	35753-205-000	ROTOR, neutral switch	1	1	1	CD175E-1000001..... CB175E-1000001..... CL175E-1000001.....		
17	90031-216-000	STUD, cylinder	8	8	8	CD175E-1000001..... CB175E-1000001..... CL175E-1000001.....		
18	90416-202-000	WASHER, shift fork lock	2			CD175E-1000001.....		

E-8 Upper Crankcase · Shift Drum



E-8 Upper Crankcase · Shift Drum



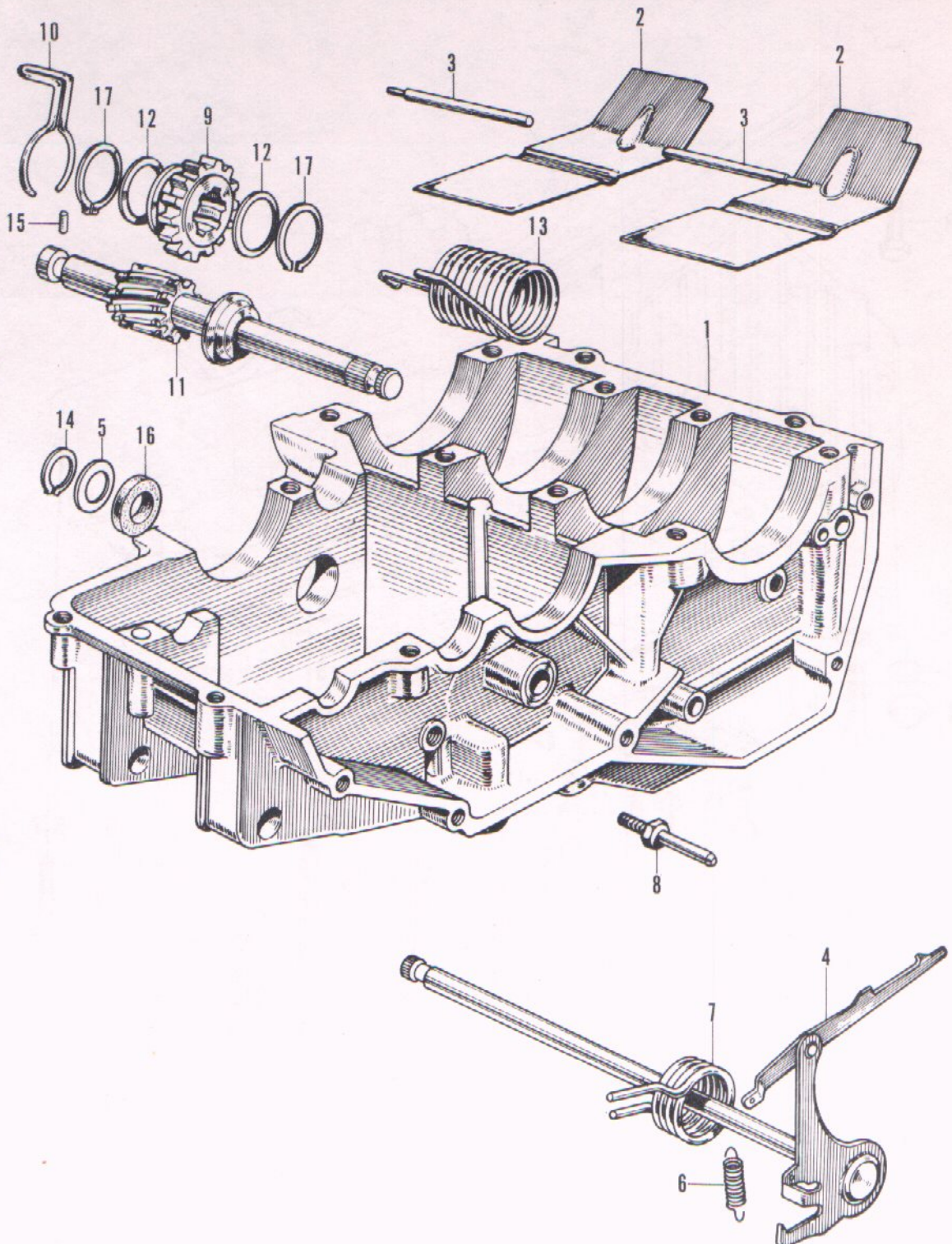
E-8 Upper Crankcase · Shift Drum

Ref. No.	Part No.	Description	Reqd. No.			No. Used on		News No.
			GD 175	GB 175	GL 175	From	To	
19	90441-216-000	WASHER, sealing, 8 mm	1	1	1	CD175E-1000001..... CB175E-1000001 CL175E-1000001		
20	91204-200-000	OIL-SEAL, 12×25×4.5	1	1	1	CD175E-1000001..... CB175E-1000001 CL175E-1000001		
21	91302-001-000	O RING, 27.5.....	1	1	1	CD175E-1000001..... CB175E-1000001 CL175E-1000001		
22	92000-06020	BOLT, hex., 6×20.....	1	1	1		
23	92000-06095	BOLT, hex., 6×95	1	1	1		
24	92000-08112	BOLT, hex., 8×112	1	1	1		
25	93500-06012	SCREW, cross, 6×12	1	1	1		
26	93500-06020	SCREW, cross, 6×20	1	1	1		
27	93600-06012	SCREW, cross, 6×12	2	2	2		
28	94101-06000	WASHER, flat, 6 mm	1	1	1		

E-9 Under Crankcase · Kick Starter

Ref. No.	Part No.	Description	Reqd. No.			No. Used on		News No.
			GD	CB	CL	From	To	
			175	175	175			
1	11200-235-020	CRANKCASE, under	1	1	1	CD175E -1000001		
						CB175E -1000001		
						CL175E -1000001		
2	11751-216-000	SEPARATOR, oil	2	2	2	CD175E -1000001		
						CB175E -1000001		
						CL175E -1000001		
3	11781-216-000	BAR, oil separator set	2	2	2	CD175E -1000001		
						CB175E -1000001		
						CL175E -1000001		
4	24610-235-000	SPINDLE, gear shift	1	1	1	CD175E -1000001		
						CB175E -1000001		
						CL175E -1000001		
5	24621-200-000	STOPPER, gear shift spindle side ...	1	1	1	CD175E -1000001		
						CB175E -1000001		
						CL175E -1000001		
6	24641-216-000	SPRING, gear shift arm	1	1	1	CD175E -1000001		
						CB175E -1000001		
						CL175E -1000001		
7	24651-235-000	SPRING, gear shift return	1	1	1	CD175E -1000001		
						CB175E -1000001		
						CL175E -1000001		
8	24652-200-000	PIN, gear shift return spring	1	1	1	CD175E -1000001		
						CB175E -1000001		
						CL175E -1000001		
9	28211-235-020	PINION, kick starter	1	1	1	CD175E -1000001		
						CB175E -1000001		
						CL175E -1000001		
10	28239-235-000	SPRING, friction	1	1	1	CD175E -1000001		
						CB175E -1000001		
						CL175E -1000001		
11	28250-235-000	SPINDLE, kick starter	1	1	1	CD175E -1000001		
						CB175E -1000001		
						CL175E -1000001		
12	28252-235-000	WASHER, kick starter	1	2	2	CD175E -1000001		
						CB175E -1000001		
						CL175E -1000001		
13	28261-235-000	SPRING, kick starter	1	1	1	CD175E -1000001		
						CB175E -1000001		
						CL175E -1000001		
14	90603-200-000	SET-RING, 12 mm	1	1	1	CD175E -1000001		
						CB175E -1000001		
						CL175E -1000001		
15	90701-216-000	PIN, knock, 4×15	1	1	1	CD175E -1000001		
						CB175E -1000001		
						CL175E -1000001		
16	91204-200-000	OIL-SEAL, 12×25×4.5	1	1	1	CD175E -1000001		
						CB175E -1000001		
						CL175E -1000001		
17	94510-25000	CIR-CLIP, 25 mm	2	2	2			

E-9 Under Crankcase · Kick Starter





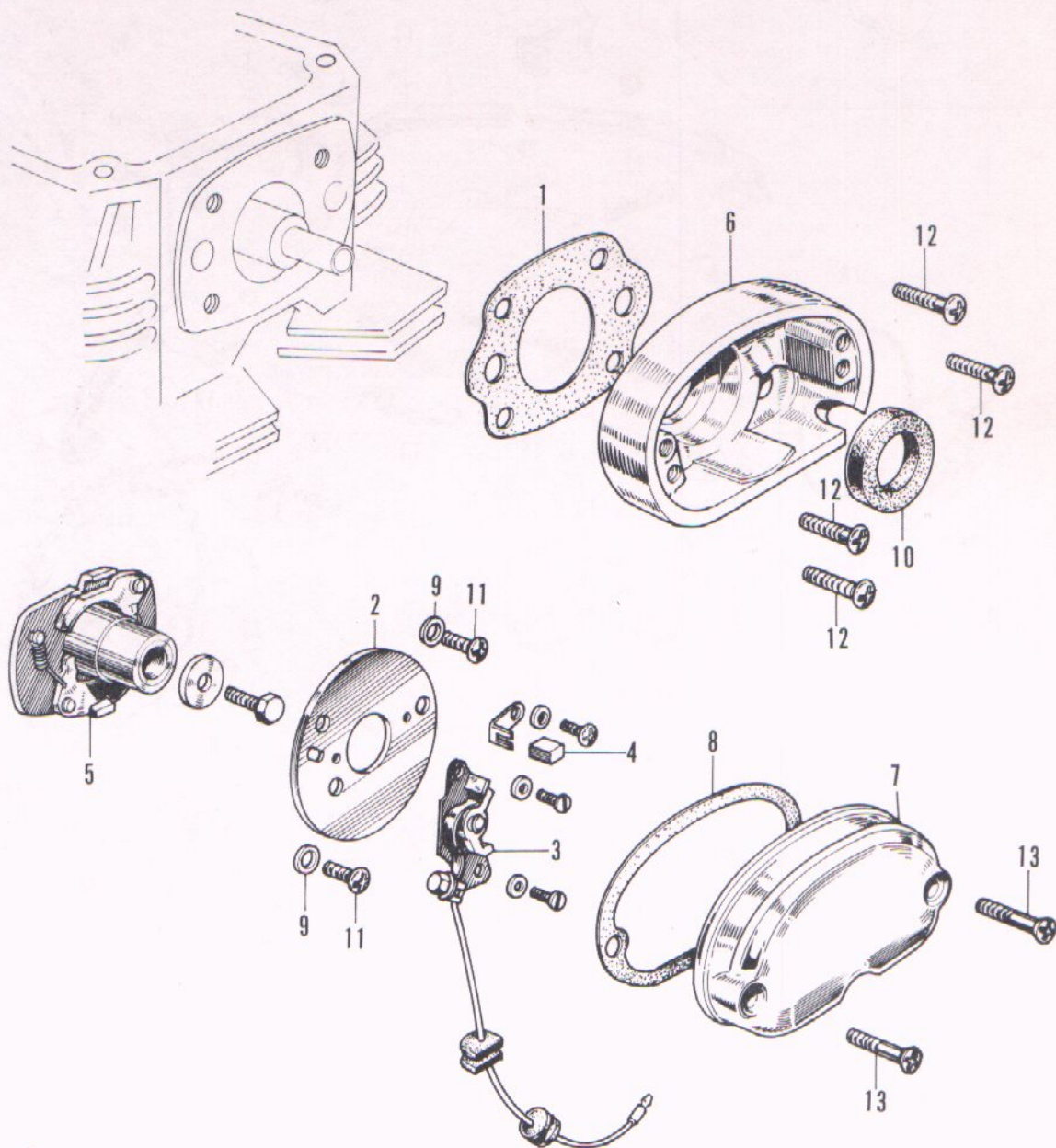
E-10 Drain Cock

Ref. No.	Part No.	Description	Reqd. No.			No. Used on		News No.
			CD 175	CB 175	CL 175	From	To	
1	11311-235-000	COVER, under, crankcase	1	1	1	CD175E -1000001..... CB175E -1000001..... CL175E -1000001.....		
2	11396-235-000	GASKET, under cover	1	1	1	CD175E -1000001..... CB175E -1000001..... CL175E -1000001.....		
3	90013-230-000	BOLT, drain cock.....	1	1	1	CD175E -1000001..... CB175E -1000001..... CL175E -1000001.....		
4	90407-205-000	PACKING, drain cock	1	1	1	CD175E -1000001..... CB175E -1000001..... CL175E -1000001.....		
5	90407-259-000	PACKING, drain cock	1	1	1	CD175E -1000001..... CB175E -1000001..... CL175E -1000001.....		
6	90441-216-000	WASHER, sealing, 8 mm	1	1	1	CD175E -1000001..... CB175E -1000001..... CL175E -1000001.....		
7	92000-06020	BOLT, hex., 6×20	4	4	4		
8	92000-06036	BOLT, hex., 6×36	4	4	4		
9	92000-06056	BOLT, hex., 6×56	2	2	2		
10	92000-06095	BOLT, hex., 6×95	3	3	3		
11	92000-08106	BOLT, hex., 8×106	4	4	4		
12	92000-08132	BOLT, hex., 8×132	2	2	2		
13	92800-12000	BOLT, drain cock, 12 mm	1	1	1		
14	94021-08000	NUT, blind, 8 mm.....	1	1	1		
15	94101-06000	WASHER, flat, 6 mm	11	11	11		
16	94101-08000	WASHER, flat, 8 mm	6	6	6		

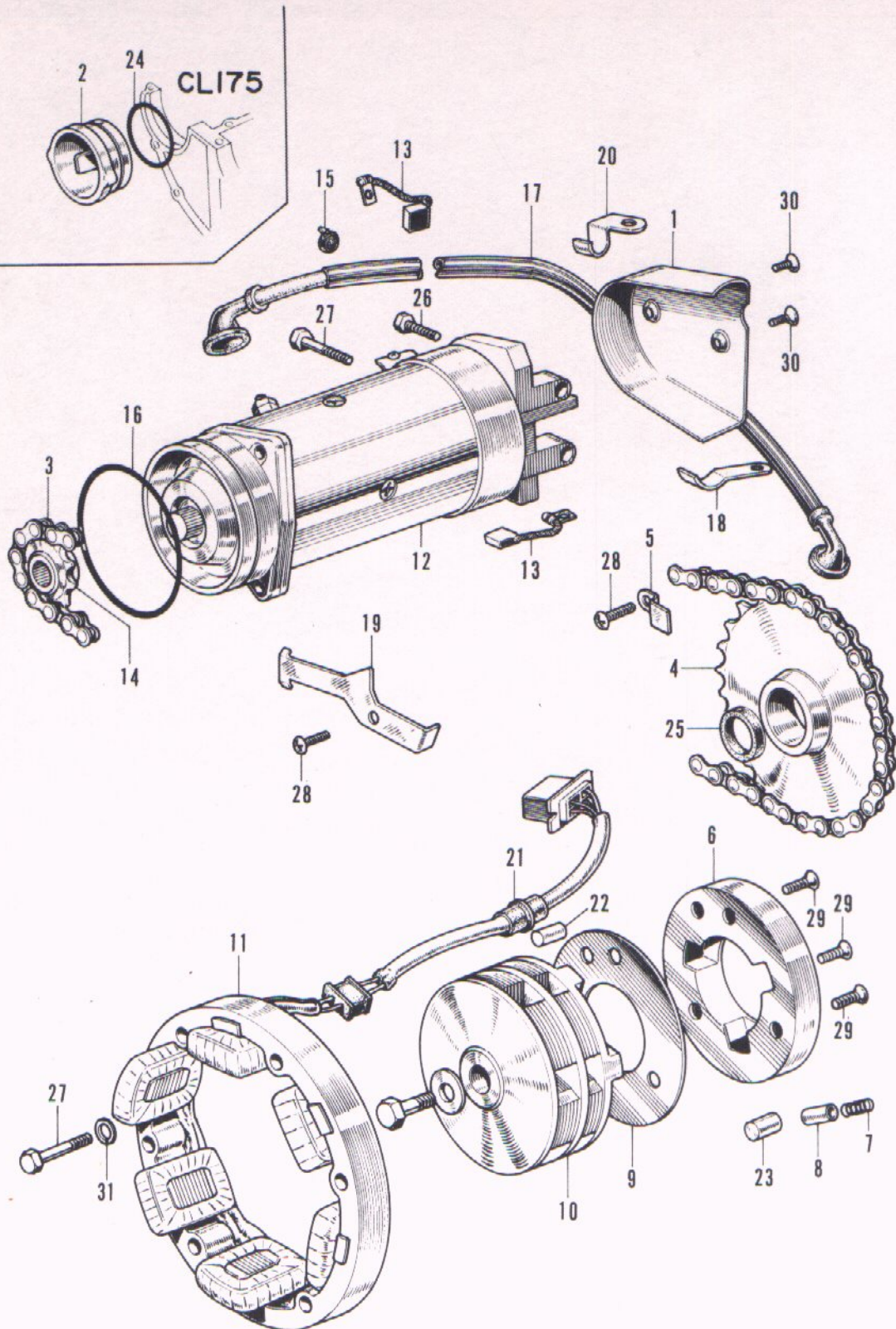
E-11 Contact Breaker · Spark Advancer

Ref. No.	Part No.	Description	Reqd. No.			No. Used on		News No.
			CD	CB	DL	From	To	
			175	175	175			
1	12394-216-000	GASKET, right, cylinder head side... cover	1	1	1	CD175E-1000001.....		
						CB175E-1000001		
						CL175E-1000001		
	30200-235-000	BREAKER ASSY., contact	1	1	1	CD175E-1000001.....		
						CB175E-1000001		
						CL175E-1000001		
2	30201-216-004	PLATE, contact breaker base	1	1	1	CD175E-1000001.....		
		(DENSO)				CB175E-1000001		
						CL175E-1000001		
	30201-216-005	PLATE, contact breaker base	1	1	1	CD175E-1000001.....		
		(HITACHI)				CB175E-1000001		
						CL175E-1000001		
3	30202-216-004	BREAKER, contact (DENSO)	1	1	1	CD175E-1000001.....		
						CB175E-1000001		
						CL175E-1000001		
	30202-216-005	BREAKER, contact (HITACHI)	1	1	1	CD175E-1000001.....		
						CB175E-1000001		
						CL175E-1000001		
4	30205-216-004	FELT, oil (DENSO).....	1	1	1	CD175E-1000001.....		
						CB175E-1000001		
						CL175E-1000001		
	30205-216-005	FELT, oil (HITACHI).....	1	1	1	CD175E-1000001.....		
						CB175E-1000001		
						CL175E-1000001		
5	30220-216-000	ADVANCER, spark.....	1	1	1	CD175E-1000001.....		
						CB175E-1000001		
						CL175E-1000001		
6	30361-216-000	BASE, point	1	1	1	CD175E-1000001.....		
						CB175E-1000001		
						CL175E-1000001		
7	30370-216-000	COVER, point	1	1	1	CD175E-1000001.....		
						CB175E-1000001		
						CL175E-1000001		
8	30391-216-000	GASKET, point cover.....	1	1	1	CD175E-1000001.....		
						CB175E-1000001		
						CL175E-1000001		
9	30903-216-000	WASHER, breaker lock.....	2	2	2	CD175E-1000001.....		
						CB175E-1000001		
						CL175E-1000001		
10	91204-216-000	OIL-SEAL, SC-type, 20×35×5.5 ...	1	1	1	CD175E-1000001.....		
						CB175E-1000001		
						CL175E-1000001		
11	93500-05012	SCREW, cross, 5×12	2	2	2			
12	93500-06016	SCREW, cross, 6×16	4	4	4			
13	93700-05025	SCREW, cross, 5×25	2	2	2			

E-11 Contact Breaker • Spark Advancer



E-12 Magneto · Starting Motor



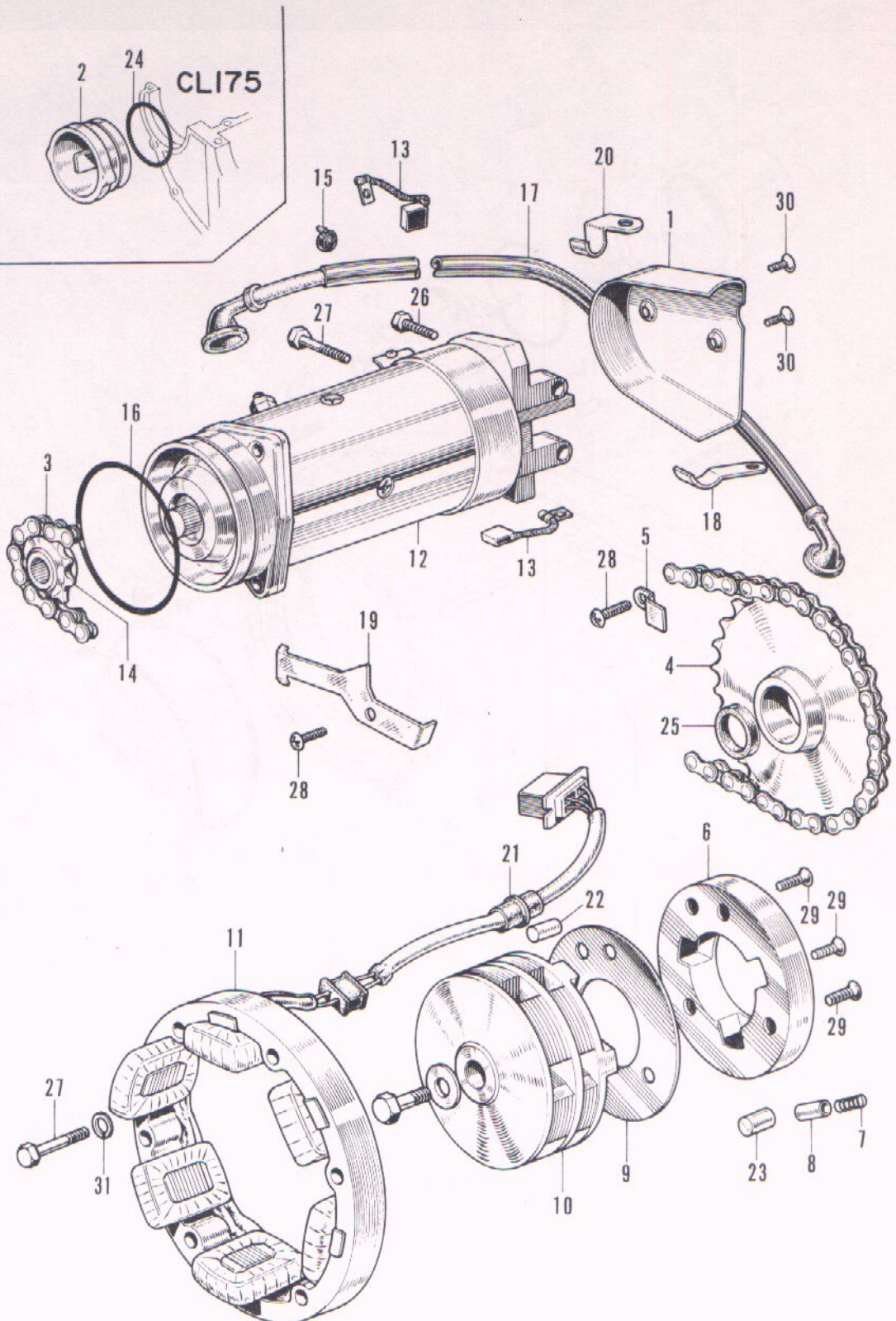
E-12 Magneto · Starting Motor

Ref. No.	Part No.	Description	Reqd. No.			No. Used on		News No.
			CD	CB	CL	From	To	
			175	175	175			
1	11641-216-000	COVER, side, starting motor	1	1		CD175E -1000001.....		
						CB175E -1000001		
2	11921-223-010	PLUG, sealing, 67 mm.....		1		CL175E -1000001.....		
3	28101-216-003	CHAIN, starting	1	1		CD175E -1000001.....		
						CB175E -1000001		
4	28110-216-000	SPROCKET, starting	1	1		CD175E -1000001.....		
						CB175E -1000001		
5	28117-216-000	PLATE, starting sprocket set	1	1		CD175E -1000001.....		
						CB175E -1000001		
6	28120-201-030	CLUTCH OUTER, starting	1	1		CD175E -1000001.....		
						CB175E -1000001		
7	28125-253-020	SPRING, starting clutch roller.....	3	3		CD175E -1000001.....		
						CB175E -1000001		
8	28126-253-030	CAP, starting clutch roller spring ...	3	3		CD175E -1000001.....		
						CB175E -1000001		
9	28128-253-030	PLATE, side, starting clutch.....	1	1		CD175E -1000001.....		
						CB175E -1000001		
	31100-237-000	GENERATOR ASSY., A.C.	1			CD175E -1000001.....		
	31100-235-000	GENERATOR ASSY., A.C.		1	1	CB175E -1000001.....		
						CL175E -1000001		
10	31101-237-004	ROTOR (DENSO)	1			CD175E -1000001.....		
	31101-237-005	ROTOR (HITACHI)	1			CD175E -1000001.....		
	31101-235-005	ROTOR (HITACHI)		1	1	CB175E -1000001.....		
						CL175E -1000001		
11	31102-237-004	STATOR (DENSO)	1			CD175E -1000001.....		
	31102-237-005	STATOR (HITACHI)	1			CD175E -1000001.....		
	31102-235-005	STATOR (HITACHI)		1	1	CB175E -1000001.....		
						CL175E -1000001		
12	31200-225-000	MOTOR ASSY., starting	1			CD175E -1000001.....		
	31200-216-000	MOTOR ASSY., starting		1		CB175E -1000001.....		
13	31201-225-154	BRUSH, starting motor	2			CD175E -1000001.....		
	31201-216-005	BRUSH, starting motor		2		CB175E -1000001.....		
14	31202-225-154	SPROCKET	1			CD175E -1000001.....		
	31202-216-005	SPROCKET		1		CB175E -1000001.....		
15	31204-225-154	SPRING, carbon brush	2			CD175E -1000001.....		
	31204-216-005	SPRING, carbon brush		2		CB175E -1000001.....		
16	31205-216-005	O RING, 67×2	1	1		CD175E -1000001.....		
						CB175E -1000001		
17	32401-237-000	CABLE, starting motor	1			CD175E -1000001.....		
	32402-216-000	CABLE, starting motor		1		CB175E -1000001.....		

E-12 Magneto • Starting Motor

Ref. No.	Part No.	Description	Reqd. No.			No. Used on		News No.
			CD 175	CB 175	CL 175	From	To	
18	32911-216-000	CLAMPER A, motor cable	1	1		CD175E -1000001..... CB175E -1000001		
19	32912-216-000	CLAMPER B, motor cable	1	1	1	CD175E -1000001..... CB175E -1000001 CL175E -1000001		
20	32913-216-000	CLAMPER C, motor cable	1	1		CD175E -1000001..... CB175E -1000001		
21	32971-205-000	GROMMET, cord	1	1	1	CD175E -1000001..... CB175E -1000001 CL175E -1000001		
22	90701-250-000	PIN, knock, 6×13.5	1	1		CD175E -1000001..... CB175E -1000001		
23	91101-253-020	ROLLER, 10.2×9.5	3	3		CD175E -1000001..... CB175E -1000001		
24	91201-223-000	O RING, 60×2.0			1	CL175E -1000001.....		
25	91205-216-000	OIL-SEAL, V-type, 20×26×4	1	1		CD175E -1000001..... CB175E -1000001		
26	92000-06020	BOLT, hex., 6×20	1	1				
27	92000-06028	BOLT, hex., 6×28	4	4	3			
28	93500-06012	SCREW, cross, 6×12	2	2	1			
29	93600-06020	SCREW, cross, 6×20	3	3				
30	93700-05012	SCREW, cross, 5×12	2	2				
31	94111-06000	WASHER, spring, 6 mm.....	3	3	3			

E-12 Magneto · Starting Motor



This technical drawing is an exploded view of a mechanical assembly, likely a pump or motor component. The central part is a large, cast metal housing (1) with a large circular opening on the right. Various bolts (23) and screws (24, 25) are shown being inserted into the housing. To the left, a drive shaft (9) is shown with a pin (21) and a pulley (18). Above the housing, a gear (16) is shown meshing with a smaller gear (15). A large gear (3) is also shown. Other components include a cover plate (4), a gasket (19), a flange (5), a bracket (10), a pin (12), a washer (14), a nut (11), a lock washer (13), a pin (17), a pin (6), a pin (7), a pin (8), a pin (20), a pin (22), a pin (24), a pin (25), a pin (26), a pin (27), a pin (28), a pin (29), a pin (30), a pin (31), a pin (32), a pin (33), a pin (34), a pin (35), a pin (36), a pin (37), a pin (38), a pin (39), a pin (40), a pin (41), a pin (42), a pin (43), a pin (44), a pin (45), a pin (46), a pin (47), a pin (48), a pin (49), a pin (50), a pin (51), a pin (52), a pin (53), a pin (54), a pin (55), a pin (56), a pin (57), a pin (58), a pin (59), a pin (60), a pin (61), a pin (62), a pin (63), a pin (64), a pin (65), a pin (66), a pin (67), a pin (68), a pin (69), a pin (70), a pin (71), a pin (72), a pin (73), a pin (74), a pin (75), a pin (76), a pin (77), a pin (78), a pin (79), a pin (80), a pin (81), a pin (82), a pin (83), a pin (84), a pin (85), a pin (86), a pin (87), a pin (88), a pin (89), a pin (90), a pin (91), a pin (92), a pin (93), a pin (94), a pin (95), a pin (96), a pin (97), a pin (98), a pin (99), a pin (100).

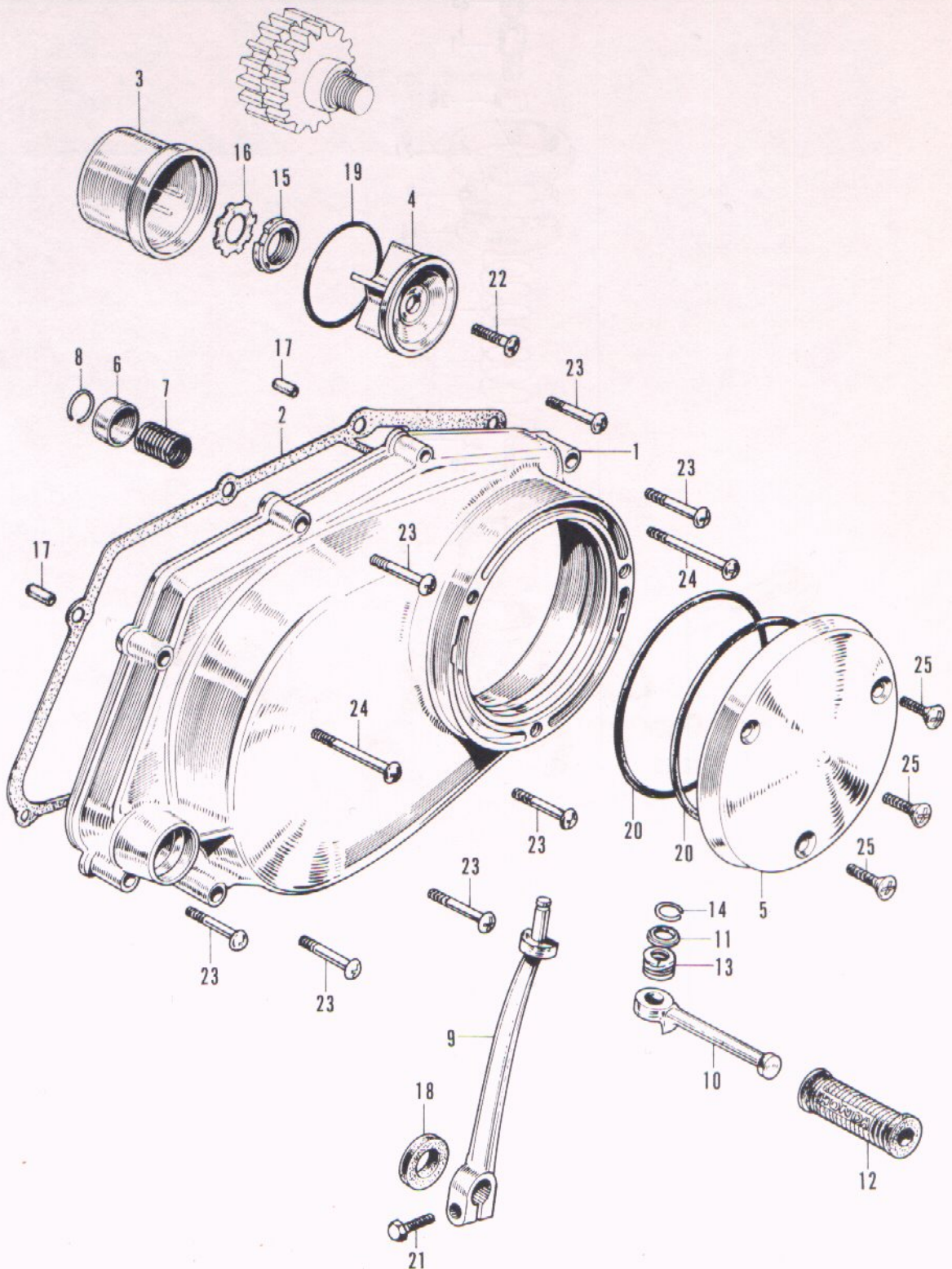
E-13 Right Crankcase Cover · Oil Filter

Ref. No.	Part No.	Description	Reqd. No.			No. Used on		News No.
			CD	CB	CL	From	To	
1	11330-216-000	COVER, right crankcase	1	1	1	CD175E -1000001..... CB175E -1000001 CL175E -1000001		
2	11394-216-000	GASKET, right crankcase cover	1	1	1	CD175E -1000001..... CB175E -1000001 CL175E -1000001		
3	15441-216-010	ROTOR, oil filter	1	1	1	CD175E -1000001..... CB175E -1000001 CL175E -1000001		
4	15450-216-000	CAP, oil filter.....	1	1	1	CD175E -1000001..... CB175E -1000001 CL175E -1000001		
5	15481-216-000	COVER, oil filter	1	1	1	CD175E -1000001..... CB175E -1000001 CL175E -1000001		
6	15594-216-000	METAL, oil guide	1	1	1	CD175E -1000001..... CB175E -1000001 CL175E -1000001		
7	15595-216-000	SPRING, oil guide metal	1	1	1	CD175E -1000001..... CB175E -1000001 CL175E -1000001		
8	15597-216-000	RING, oil guide metal stopper	1	1	1	CD175E -1000001..... CB175E -1000001 CL175E -1000001		
	28300-230-000	ARM ASSY., kick starter	1			CD175E -1000001.....		
	28300-235-000	ARM ASSY., kick starter	1	1		CB175E -1000001..... CL175E -1000001		
9	28301-230-010	ARM, kick starter.....	1			CD175E -1000001.....		
	28301-235-000	ARM, kick starter.....	1	1		CB175E -1000001..... CL175E -1000001		
10	28302-001-000	PEDAL, kick starter	1			CD175E -1000001.....		
	28302-200-000	PEDAL, kick starter	1	1		CB175E -1000001..... CL175E -1000001		
11	28303-001-000	WASHER, kick starter knuckle	1	1	1	CD175E -1000001..... CB175E -1000001 CL175E -1000001		
12	28311-001-000	RUBBER, kick starter.....	1			CD175E -1000001.....		
	28311-200-000	RUBBER, kick starter	1	1		CB175E -1000001..... CL175E -1000001		
13	28322-001-000	SPRING, kick starter knuckle	1	1	1	CD175E -1000001..... CB175E -1000001 CL175E -1000001		
14	28324-001-000	CLIP, kick starter knuckle.....	1	1	1	CD175E -1000001..... CB175E -1000001 CL175E -1000001		
15	90231-200-010	NUT, lock, 16 mm	1	1	1	CD175E -1000001..... CB175E -1000001 CL175E -1000001		

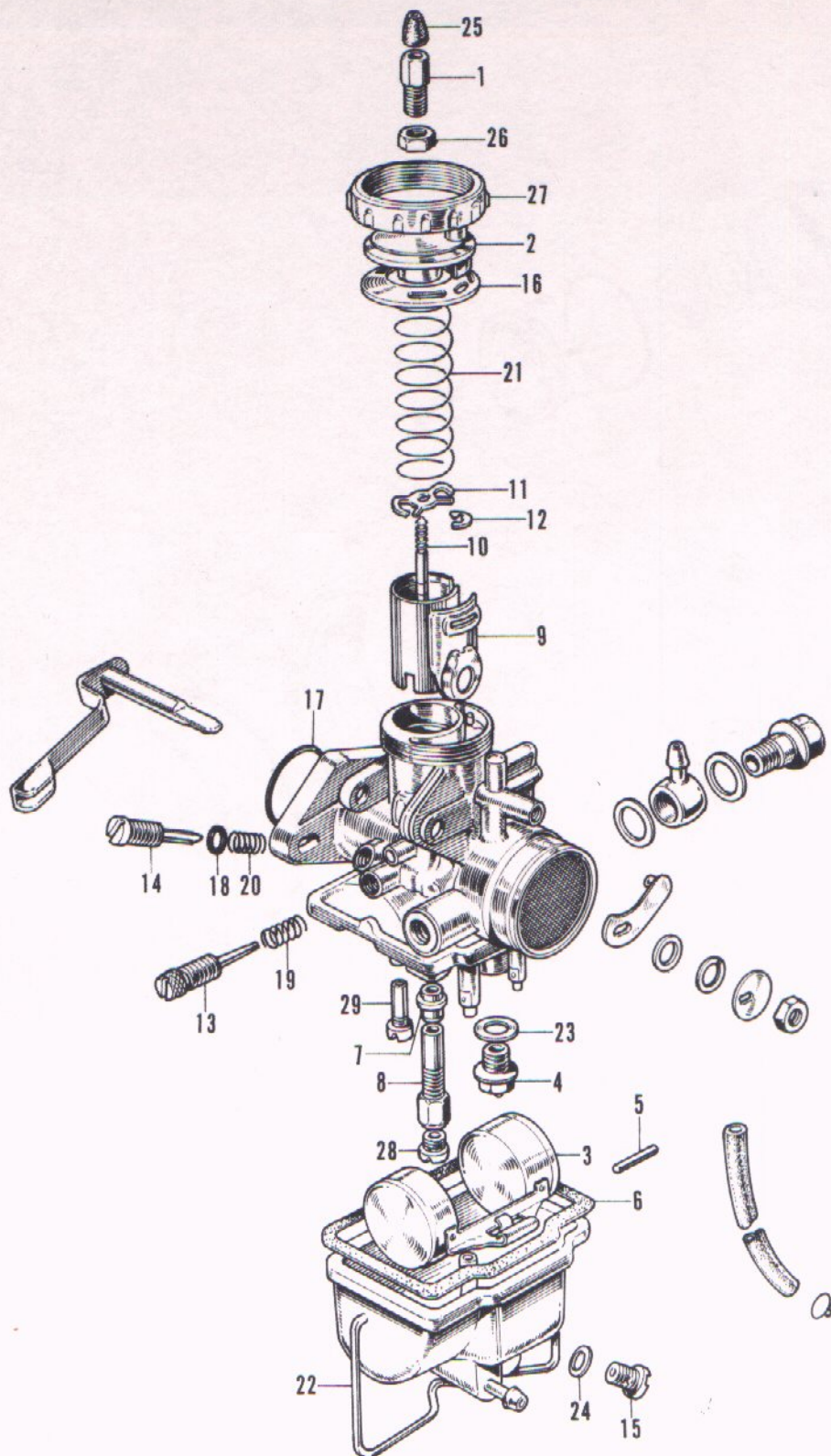
E-13 Right Crankcase Cover · Oil Filter

Ref. No.	Part No.	Description	Reqd. No.			No. Used on		News No.
			CD	CB	CL	From	To	
			175	175	175			
16	90431-216-010	WASHER, lock, 16 mm	1	1	1	CD175E -1000001.....		
						CB175E -1000001		
						CL175E -1000001		
17	90703-200-000	PIN, knock, 10×14	2	2	2	CD175E -1000001.....		
						CB175E -1000001		
						CL175E -1000001		
18	91202-216-000	OIL-SEAL, SB-type, 14×24×5	1	1	1	CD175E -1000001.....		
						CB175E -1000001		
						CL175E -1000001		
19	91305-216-000	O RING, 46×2	1	1	1	CD175E -1000001.....		
						CB175E -1000001		
						CL175E -1000001		
20	91309-700-000	O RING, 74.5×3	2	2	2	CD175E -1000001.....		
						CB175E -1000001		
						CL175E -1000001		
21	92000-06025	BOLT, hex., 6×25	1	1	1		
22	93500-06020	SCREW, cross, 6×20	1	1	1		
23	93500-06032	SCREW, cross, 6×32	8	8	8		
24	93500-06045	SCREW, cross, 6×45	2	2	2		
25	93700-06016	SCREW, cross, 6×16	3	3	3		

E-13 Right Crankcase Cover · Oil Filter



E-14 Carburetor (CD175)



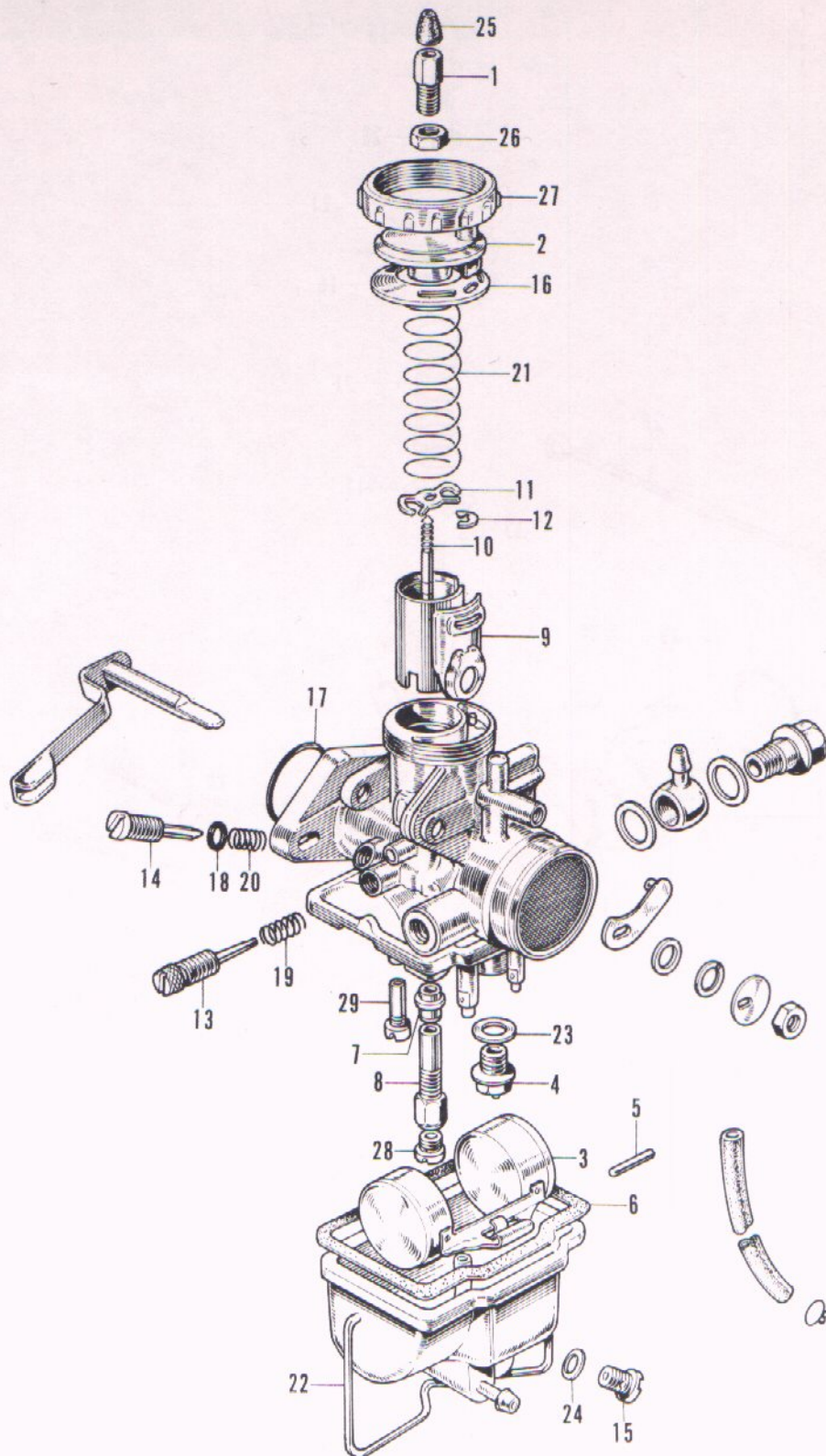
E-14 Carburetor (CD175)

Ref. No.	Part No.	Description	Reqd. No. CD 175	No. Used on		News No.
				From	To	
	16100-237-000	CARBURETOR ASSY.	1	CD175E -1000001.....		
1	16118-268-004	ADJUSTER, cable	1	CD175E -1000001.....		
2	16119-268-004	TOP	1	CD175E -1000001.....		
3	16122-259-004	FLOAT.....	1	CD175E -1000001.....		
4	16125-235-004	VALVE SET, float	1	CD175E -1000001.....		
5	16126-259-004	PIN, float arm	1	CD175E -1000001.....		
6	16129-268-004	WASHER, float chamber	1	CD175E -1000001.....		
7	16133-259-004	JET, needle.....	1	CD175E -1000001.....		
8	16139-268-004	HOLDER, needle jet	1	CD175E -1000001.....		
9	16141-237-004	VALVE, throttle	1	CD175E -1000001.....		
10	16151-237-004	NEEDLE, jet	1	CD175E -1000001.....		
11	16156-259-004	PLATE, needle clip	1	CD175E -1000001.....		
12	16157-259-004	CLIP, bar, 6 ϕ x 1.6 ϕ	1	CD175E -1000001.....		
13	16162-259-004	SCREW, throttle stop	1	CD175E -1000001.....		
14	16163-011-004	SCREW, air	1	CD175E -1000001.....		
15	16164-202-004	SCREW, drain	1	CD175E -1000001.....		
16	16171-250-004	WASHER, top	1	CD175E -1000001.....		
17	16173-253-004	O RING, 27 ϕ	1	CD175E -1000001.....		
18	16175-260-004	O RING, 2.8 ϕ	1	CD175E -1000001.....		
19	16181-202-004	SPRING, throttle stop.....	1	CD175E -1000001.....		
20	16182-011-004	SPRING, air screw	1	CD175E -1000001.....		
21	16185-268-004	SPRING, throttle	1	CD175E -1000001.....		
22	16187-268-004	CLIP, float chamber set	1	CD175E -1000001.....		
23	16188-259-004	WASHER, fiber, 9.2 ϕ	1	CD175E -1000001.....		
24	16189-056-004	WASHER, fiber, 6.2 ϕ	1	CD175E -1000001.....		
25	16194-040-004	CAP, rubber	1	CD175E -1000001.....		
26	16198-268-004	NUT, cable adjuster.....	1	CD175E -1000001.....		
27	16199-259-004	CAP, cable	1	CD175E -1000001.....		
28	99102-09004	JET, main, # 90	1		
	99102-09204	JET, main, # 92	1		
	99102-09504	JET, main, # 95	1		

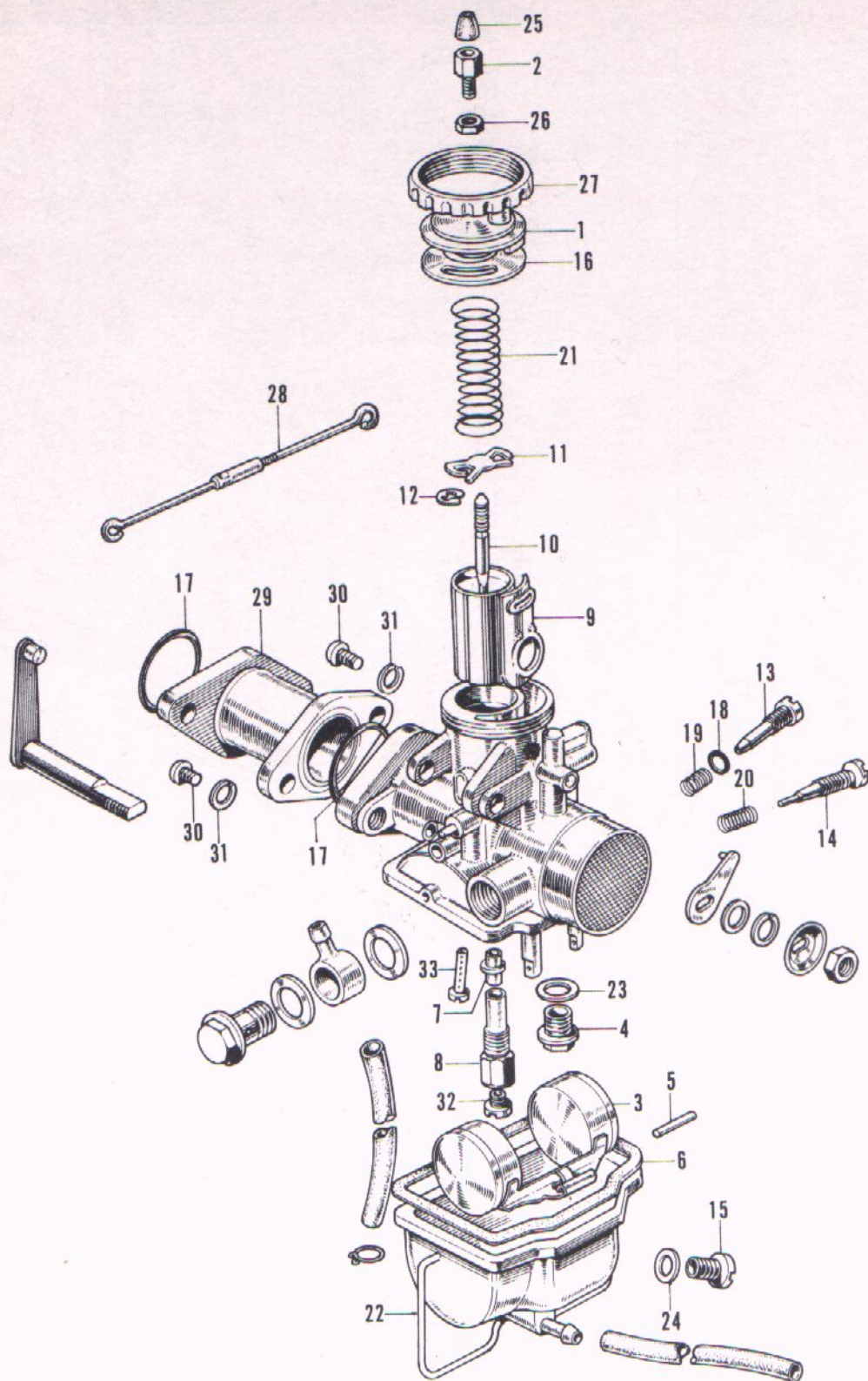
E-14 Carburetor (CD175)

Ref. No.	Part No.	Description	Reqd. No. CD 175	No. Used on		News No.
				From	To	
	99102-10004	JET, main, # 100	1	
	99102-10504	JET, main, # 105	1	
	99102-11004	JET, main, # 110	1	
	99102-11504	JET, main, # 115	1	
29	99124-237-0350	JET, slow, # 35	1	
	99124-237-0380	JET, slow, # 38	1	
	99124-237-0400	JET, slow, # 40	1	
	99124-237-0420	JET, slow, # 42	1	
	99124-237-0450	JET, slow, # 45	1	
	99124-237-0480	JET, slow, # 48	1	
	99124-237-0500	JET, slow, # 50	1	

E-14 Carburetor (CD175)



E-15 Right Carburetor (CB175 · CL175)



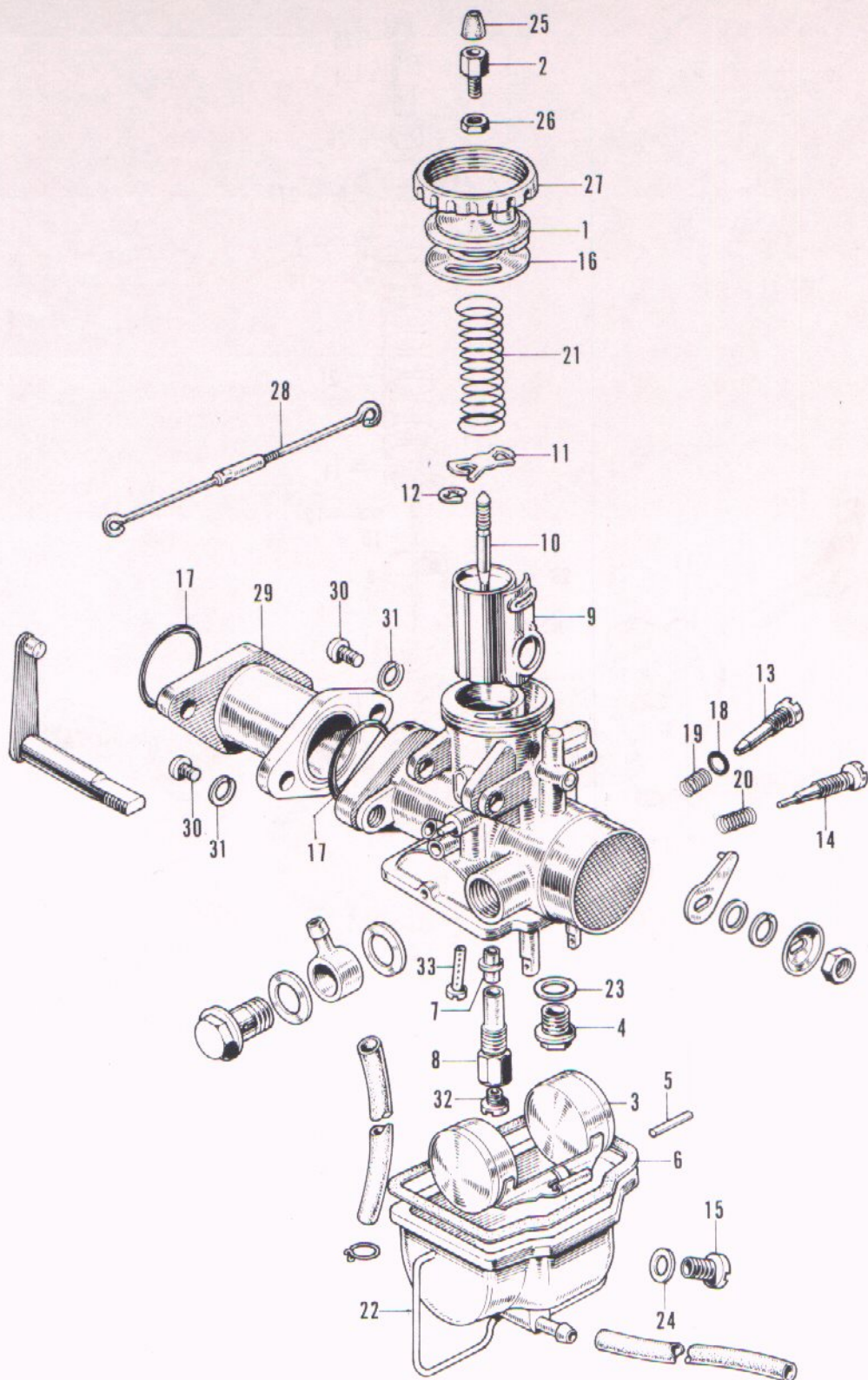
E-15 Right Carburetor (CB175·CL175)

Ref. No.	Part No.	Description	Reqd. No.		No. Used on		News No.
			68 175	CL 175	From	To	
	16100-235-000	CARBURETOR ASSY., right	1		CB175E-1000001.....		
	16100-236-000	CARBURETOR ASSY., right		1	CL175E-1000001.....		
1	16111-268-004	TOP, right carburetor	1	1	CB175E-1000001.....		
					CL175E-1000001		
2	16118-268-004	ADJUSTER, cable	1	1	CB175E-1000001.....		
					CL175E-1000001		
3	16122-259-014	FLOAT.....	1	1	CB175E-1000001.....		
					CL175E-1000001		
4	16125-259-004	VALVE-SET, float	1	1	CB175E-1000001.....		
					CL175E-1000001		
5	16126-259-004	PIN, float arm	1	1	CB175E-1000001.....		
					CL175E-1000001		
6	16129-268-004	WASHER, float chamber	1	1	CB175E-1000001.....		
					CL175E-1000001		
7	16133-235-004	JET, needle	1	1	CB175E-1000001.....		
					CL175E-1000001		
8	16139-235-004	HOLDER, needle jet	1	1	CB175E-1000001.....		
					CL175E-1000001		
9	16141-268-004	VALVE, right, throttle.....	1	1	CB175E-1000001.....		
					CL175E-1000001		
10	16151-235-004	NEEDLE, jet	1	1	CB175E-1000001.....		
					CL175E-1000001		
11	16156-259-004	PLATE, needle clip	1	1	CB175E-1000001.....		
					CL175E-1000001		
12	16157-259-004	CLIP, bar	1	1	CB175E-1000001.....		
					CL175E-1000001		
13	16162-259-004	SCREW, air	1	1	CB175E-1000001.....		
					CL175E-1000001		
14	16163-011-004	SCREW, throttle stop	1	1	CB175E-1000001.....		
					CL175E-1000001		
15	16164-202-004	SCREW, drain	1	1	CB175E-1000001.....		
					CL175E-1000001		
16	16171-250-004	WASHER, top	1	1	CB175E-1000001.....		
					CL175E-1000001		
17	16173-253-004	O RING, 27×2.4	2	2	CB175E-1000001.....		
					CL175E-1000001		
18	16175-260-004	O RING, 2.8×1.9	1	1	CB175E-1000001.....		
					CL175E-1000001		
19	16181-202-004	SPRING, air screw	1	1	CB175E-1000001.....		
					CL175E-1000001		
20	16182-011-004	SPRING, throttle stop.....	1	1	CB175E-1000001.....		
					CL175E-1000001		

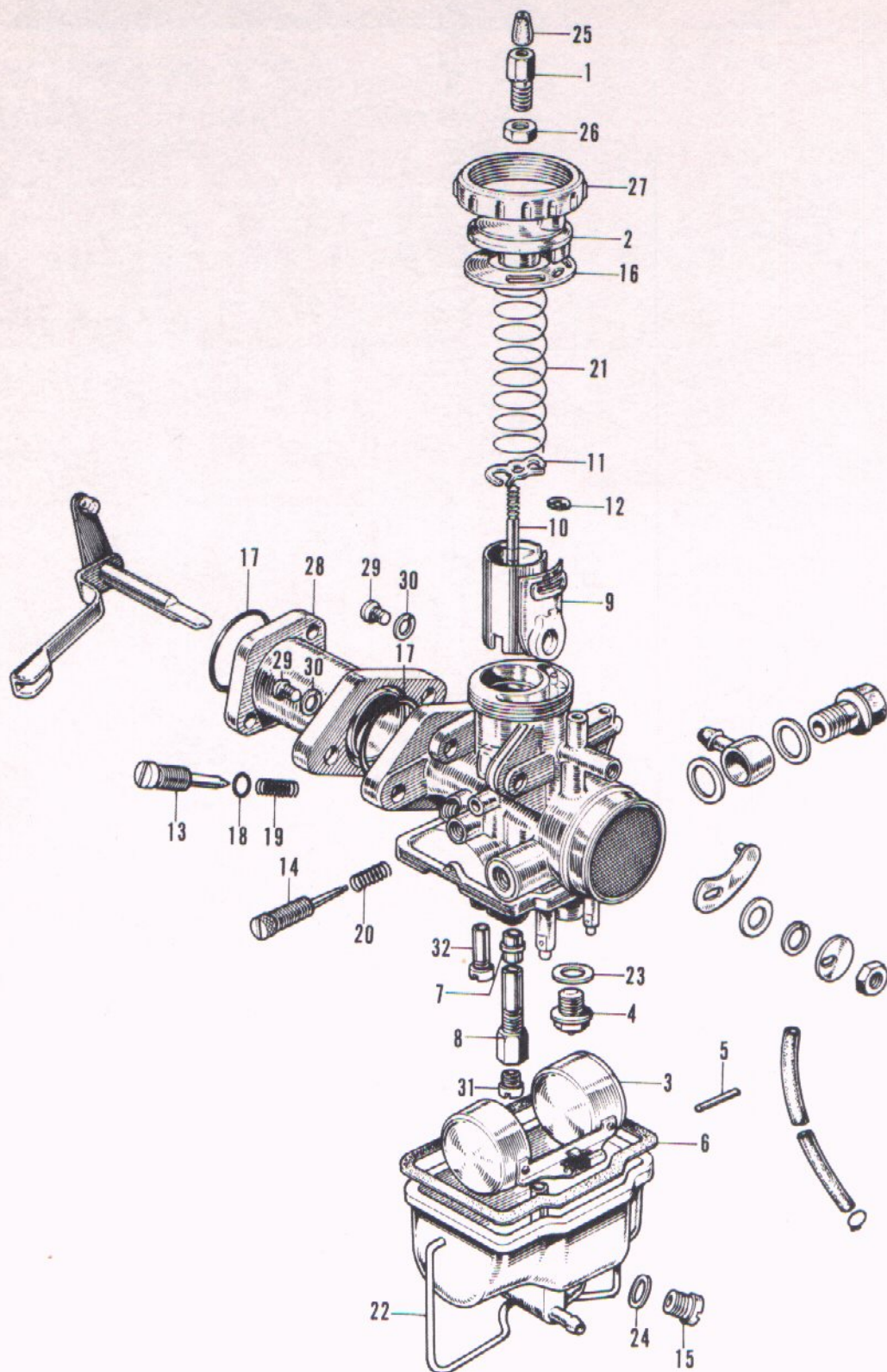
E-15 Right Carburetor (CB175 · CL175)

Ref. No.	Part No.	Description	Reqd. No.		No. Used on		News No.
			CB 175	CL 175	From	To	
21	16185-268-004	SPRING, throttle	1	1	CB175E -1000001..... CL175E -1000001		
22	16187-268-004	CLIP, float chamber set	1	1	CB175E -1000001..... CL175E -1000001		
23	16188-259-004	PACKING, fiber, 9φ	1	1	CB175E -1000001..... CL175E -1000001		
24	16189-056-004	PACKING, fiber, 6φ	1	1	CB175E -1000001..... CL175E -1000001		
25	16194-235-004	CAP, cable support	1	1	CB175E -1000001..... CL175E -1000001		
26	16198-268-004	NUT, hex.	1	1	CB175E -1000001..... CL175E -1000001		
27	16199-259-004	CAP	1	1	CB175E -1000001..... CL175E -1000001		
28	16251-235-000	ROD, choke lever	1	1	CB175E -1000001..... CL175E -1000001		
29	16273-235-004	ADAPTER, right, flange.....	1		CB175E -1000001.....		
	16273-236-004	ADAPTER, right, flange.....		1	CL175E -1000001.....		
30	93500-06020	SCREW, cross, 6×20	2	2		
31	94111-06000	WASHER, spring, 6 mm.....	2	2		
32	99102-09004	JET, main	1	1		
	99102-09204	JET, main	1	1		
	99102-09504	JET, main (S.T.D.)	1			
	99102-09804	JET, main (S.T.D.)		1		
	99102-10004	JET, main	1	1		
	99102-10504	JET, main	1	1		
	99102-11004	JET, main	1	1		
33	99124-235-0380	JET, slow	1	1		
	99124-235-0400	JET, slow	1	1		
	99124-235-0420	JET, slow	1	1		

E-15 Right Carburetor (CB175 · CL175)



E-16 Left Carburetor (CB175 · CL175)



E-16 Left Carburetor (CB175·CL175)

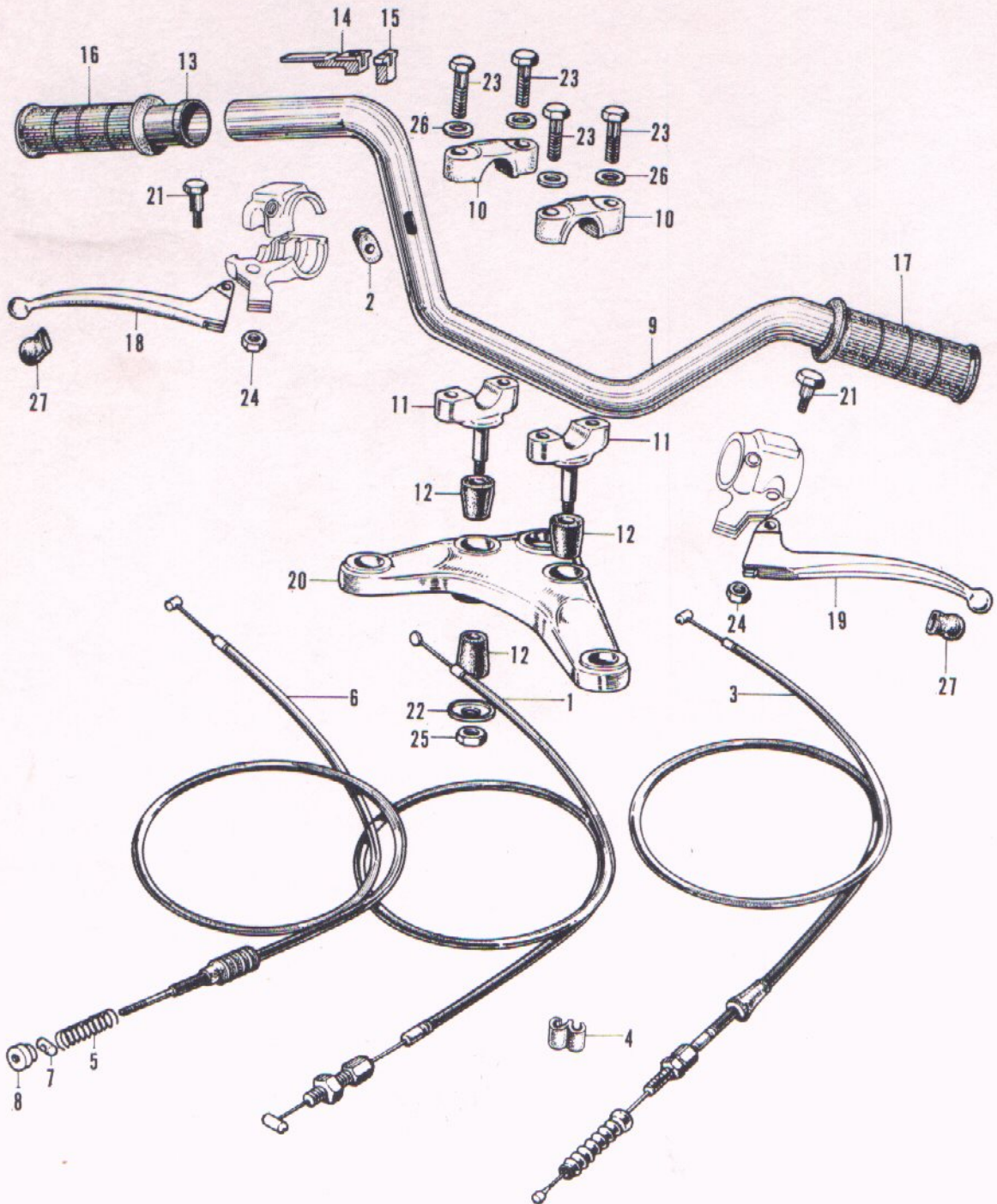
Ref. No.	Part No.	Description	Reqd. No.		No. Used on		News No.
			CB 175	CL 175	From	To	
	16102-235-000	CARBURETOR ASSY., left	1		CB175E -1000001.....		
	16102-236-000	CARBURETOR ASSY., left	1		CL175E -1000001.....		
1	16118-268-004	ADJUSTER, cable	1	1	CB175E -1000001.....	CL175E -1000001	
2	16119-268-004	TOP, left carburetor	1	1	CB175E -1000001.....	CL175E -1000001	
3	16122-259-014	FLOAT.....	1	1	CB175E -1000001.....	CL175E -1000001	
4	16125-259-004	VALVE SET, float	1	1	CB175E -1000001.....	CL175E -1000001	
5	16126-259-004	PIN, float arm	1	1	CB175E -1000001.....	CL175E -1000001	
6	16129-268-004	WASHER, float chamber	1	1	CB175E -1000001.....	CL175E -1000001	
7	16133-235-004	JET, needle.....	1	1	CB175E -1000001.....	CL175E -1000001	
8	16139-235-004	HOLDER, needle jet	1	1	CB175E -1000001.....	CL175E -1000001	
9	16146-268-004	VALVE, left, throttle	1	1	CB175E -1000001.....	CL175E -1000001	
10	16151-235-004	NEEDLE, jet	1	1	CB175E -1000001.....	CL175E -1000001	
11	16156-259-004	PLATE, needle clip	1	1	CB175E -1000001.....	CL175E -1000001	
12	16157-259-004	CLIP, bar	1	1	CB175E -1000001.....	CL175E -1000001	
13	16162-259-004	SCREW, air	1	1	CB175E -1000001.....	CL175E -1000001	
14	16163-011-004	SCREW, throttle stop	1	1	CB175E -1000001.....	CL175E -1000001	
15	16164-202-004	SCREW, drain	1	1	CB175E -1000001.....	CL175E -1000001	
16	16171-250-004	WASHER, top	1	1	CB175E -1000001.....	CL175E -1000001	
17	16173-253-004	O RING, 27×2.4	2	2	CB175E -1000001.....	CL175E -1000001	
18	16175-260-004	O RING, 2.8×1.9	1	1	CB175E -1000001.....	CL175E -1000001	
19	16181-202-004	SPRING, air screw	1	1	CB175E -1000001.....	CL175E -1000001	
20	16182-011-004	SPRING, throttle stop.....	1	1	CB175E -1000001.....	CL175E -1000001	

E-16 Left Carburetor (CB175·CL175)

Ref. No.	Part No.	Description	Reqd. No.		No. Used on		News No.
			CB 175	CL 175	From	To	
21	16185-268-004	SPRING, throttle	1	1	CB175E-1000001.....	CL175E-1000001	
22	16187-268-004	CLIP, float chamber set	1	1	CB175E-1000001.....	CL175E-1000001	
23	16188-259-004	PACKING, fiber, 9φ	1	1	CB175E-1000001.....	CL175E-1000001	
24	16189-056-004	PACKING, fiber, 6φ	1	1	CB175E-1000001.....	CL175E-1000001	
25	16194-235-004	CAP, cable support	1	1	CB175E-1000001.....	CL175E-1000001	
26	16198-268-004	NUT, hex.	1	1	CB175E-1000001.....	CL175E-1000001	
27	16199-259-004	CAP	1	1	CB175E-1000001.....	CL175E-1000001	
28	16274-235-004	ADAPTER, left, flange	1		CB175E-1000001.....		
	16274-236-004	ADAPTER, left, flange		1	CL175E-1000001.....		
29	93500-06020	SCREW, cross, 6×20	2	2			
30	94111-06000	WASHER, spring, 6 mm.....	2	2			
31	99102-09004	JET, main	1	1			
	99102-09204	JET, main	1	1			
	99102-09504	JET, main (S.T.D.)	1				
	99102-09804	JET, main (S.T.D.)		1			
	99102-10004	JET, main	1	1			
	99102-10504	JET, main	1	1			
	99102-11004	JET, main	1	1			
32	99124-235-0380	JET, slow (S.T.D.)	1	1			
	99124-235-0400	JET, slow.....	1	1			
	99124-235-0420	JET, slow.....	1	1			

This technical diagram illustrates the exploded view of a carburetor assembly, showing the relationship between various components. The parts are numbered as follows:

- 1:** Jet needle
- 2:** Jet needle holder
- 3:** Main body
- 4:** Jet needle holder pin
- 5:** Jet needle holder pin
- 6:** Jet needle holder pin
- 7:** Jet needle holder pin
- 8:** Jet needle holder pin
- 9:** Jet needle holder pin
- 10:** Jet needle holder pin
- 11:** Jet needle holder pin
- 12:** Jet needle holder pin
- 13:** Jet needle holder pin
- 14:** Jet needle holder pin
- 15:** Jet needle holder pin
- 16:** Jet needle holder pin
- 17:** Jet needle holder pin
- 18:** Jet needle holder pin
- 19:** Jet needle holder pin
- 20:** Jet needle holder pin
- 21:** Jet needle holder pin
- 22:** Jet needle holder pin
- 23:** Jet needle holder pin
- 24:** Jet needle holder pin
- 25:** Jet needle holder pin
- 26:** Jet needle holder pin
- 27:** Jet needle holder pin
- 28:** Jet needle holder pin
- 29:** Jet needle holder pin
- 30:** Jet needle holder pin
- 31:** Jet needle holder pin
- 32:** Jet needle holder pin




F-1 Steering Handle

Ref. No.	Part No.	Description	Reqd. No. CD 175	No. Used on		News No.
				From	To	
1	17910-237-680	WIRE, throttle	1	CD175-1000001.....		
2	17911-023-000	GROMMET, throttle wire	1	CD175-1000001.....		
3	22870-237-680	WIRE, clutch	1	CD175-1000001.....		
4	45465-270-000	CLIP, front brake wire	1	CD175-1000001.....		
5	45435-250-000	SPRING, front brake arm	1	CD175-1000001.....		
6	45450-230-680	WIRE, front brake	1	CD175-1000001.....		
7	45461-001-000	JOINT, front brake arm.....	1	CD175-1000001.....		
8	45462-028-000	NUT, front brake adjust.....	1	CD175-1000001.....		
9	53100-237-680	HANDLE, steering	1	CD175-1000001.....		
10	53131-242-000	HOLDER, handle pipe	2	CD175-1000001.....		
11	53132-237-680	HOLDER, under, handle pipe	2	CD175-1000001.....		
12	53133-237-680	RUBBER, handle cushion	4	CD175-1000001.....		
13	53141-271-000	PIPE, throttle grip	1	CD175-1000001.....		
14	53161-250-000	HINGE, throttle wire	1	CD175-1000001.....		
15	53162-042-000	HOLDER, outer, throttle wire	1	CD175-1000001.....		
16	53165-283-000	RUBBER, right, grip	1	CD175-1000001.....		
17	53166-028-000	RUBBER, left, grip	1	CD175-1000001.....		
18	53175-242-680	LEVER, right, steering handle	1	CD175-1000001.....		
19	53178-242-680	LEVER, left, steering handle	1	CD175-1000001.....		
20	53231-237-680	BRIDGE, fork top	1	CD175-1000001.....		
21	90114-028-000	SCREW, handle lever pivot	2	CD175-1000001.....		
22	90535-283-000	WASHER, handle cushion	2	CD175-1000001.....		
23	92000-0803802	BOLT, hex., 8×38	4		
24	94001-06000	NUT, hex., 6 mm	2		
25	94001-10000	NUT, hex., 10 mm	2		
26	94101-08000	WASHER, flat, 8 mm	4		
27	95010-16000	CAP, A-type, control lever	2		


F-2 Front Cushion

Ref. No.	Part No.	Description	Reqd. No. 60 175	No. Used on		News No.
				From	To	
	51400-237-680	FORK ASSY., right, front.....	1	CD175-1000001.....		
1	51500-237-680	FORK ASSY., left, front	1	CD175-1000001.....		
2	51401-237-680	SPRING, front cushion	2	CD175-1000001.....		
3	51410-230-030	PIPE, front fork	2	CD175-1000001.....		
4	51420-230-030S	CASE, bottom, right front fork ...	1	CD175-1000001.....		
	51520-230-030S	CASE, bottom, left front fork	1	CD175-1000001.....		
5	51423-230-030S	COVER, bottom case	2	CD175-1000001.....		
6	51442-230-320	PISTON, front fork	2	CD175-1000001.....		
7	51443-222-000	VALVE, front damper.....	2	CD175-1000001.....		
8	51445-216-000	SNAP-RING, fork piston	2	CD175-1000001.....		
9	51446-222-000	RING, fork valve stopper	2	CD175-1000001.....		
10	51447-216-000	RING, piston stopper	4	CD175-1000001.....		
11	51451-216-010	GUIDE, front fork pipe	2	CD175-1000001.....		
12	51493-273-000	O RING, 8.4×2.4	2	CD175-1000001.....		
13	51602-230-040B	COVER, upper, right front fork ... (Black)	1	CD175-1000001.....		
	51602-230-620B	COVER, upper, right front fork ... (Black) (Used in England)	1	CD175-1000001.....		
	51602-230-040C	COVER, upper, right front fork ... (Scarlet)	1	CD175-1000001.....		
	51602-230-620C	COVER, upper, right front fork ... (Scarlet) (Used in England)	1	CD175-1000001.....		
	51602-230-040XD	COVER, upper, right front fork ... (Neptuneblue metallic)	1	CD175-1000001.....		
	51602-230-620XD	COVER, upper, right front fork ... (Neptuneblue metallic) (Used in England)	1	CD175-1000001.....		
	51602-230-040XE	COVER, upper, right front fork ... (Black metallic)	1	CD175-1000001.....		
	51602-230-620XE	COVER, upper, right front fork ... (Black metallic) (Used in England)	1	CD175-1000001.....		
	51602-230-040Z	COVER, upper, right front fork ... (Non sanding)	1	CD175-1000001.....		
	51602-230-620Z	COVER, upper, right front fork ... (Non sanding) (Used in England)	1	CD175-1000001.....		
	51606-230-040B	COVER, upper, left front fork ... (Black)	1	CD175-1000001.....		
	51606-230-620B	COVER, upper, left front fork ... (Black) (Used in England)	1	CD175-1000001.....		
	51606-230-040C	COVER, upper, left front fork..... (Scarlet)	1	CD175-1000001.....		

F-2 Front Cushion



F-2 Front Cushion



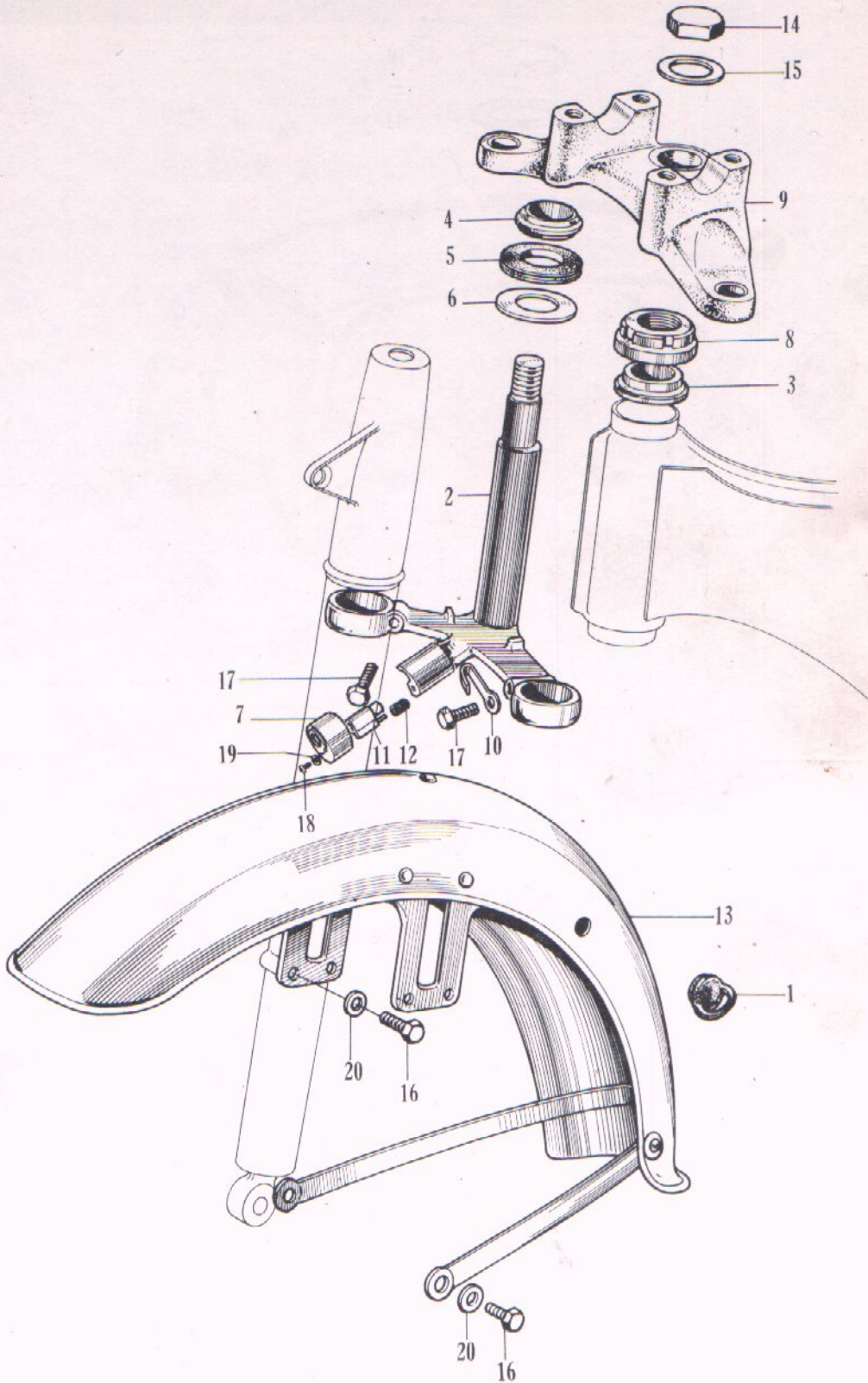
F-2 Front Cushion

Ref. No.	Part No.	Description	Reqd. No. 60 175	No. Used on		News No.
				From	To	
	51606-230-620C	COVER, upper, left front fork..... (Scarlet) (Used in England)	1	CD175-1000001.....		
	51606-230-040XD	COVER, upper, left front fork..... (Neptuneblue metallic)	1	CD175-1000001.....		
	51606-230-620XD	COVER, upper, left front fork..... (Neptuneblue metallic) (Used in England)	1	CD175-1000001.....		
	51606-230-040XE	COVER, upper, left front fork..... (Black metallic)	1	CD175-1000001.....		
	51606-230-620XE	COVER, upper, left front fork..... (Black metallic) (Used in England)	1	CD175-1000001.....		
	51606-230-040Z	COVER, upper, left front fork..... (Non sanding)	1	CD175-1000001.....		
	51606-230-620Z	COVER, upper, left front fork..... (Non sanding) (Used in England)	1	CD175-1000001.....		
14	51608-216-000	RIB, front fork	2	CD175-1000001.....		
15	51611-230-010B	COVER, under, front fork (Black)	2	CD175-1000001.....		
	51611-230-010C	COVER, under, front fork (Scarlet)	2	CD175-1000001.....		
	51611-230-010XD	COVER, under, front fork..... (Neptuneblue metallic)	2	CD175-1000001.....		
	51611-230-010XE	COVER, under, front fork..... (Black metallic)	2	CD175-1000001.....		
	51611-230-010Z	COVER, under, front fork..... (Non sanding)	2	CD175-1000001.....		
16	51622-222-000	PACKING, front fork rib	2	CD175-1000001.....		
17	90123-036-810	BOLT, front fork	2	CD175-1000001.....		
18	90537-051-000	WASHER, 13.2×24	2	CD175-1000001.....		
19	90543-273-000	WASHER, fork drain cock	2	CD175-1000001.....		
20	90557-230-000	WASHER, 15.2×25	2	CD175-1000001.....		
21	90667-216-000	CIR-CLIP, internal, 41 mm	2	CD175-1000001.....		
22	91255-216-000	OIL-SEAL, front fork.....	2	CD175-1000001.....		
23	92000-06008	BOLT, hex., 6×8	2		

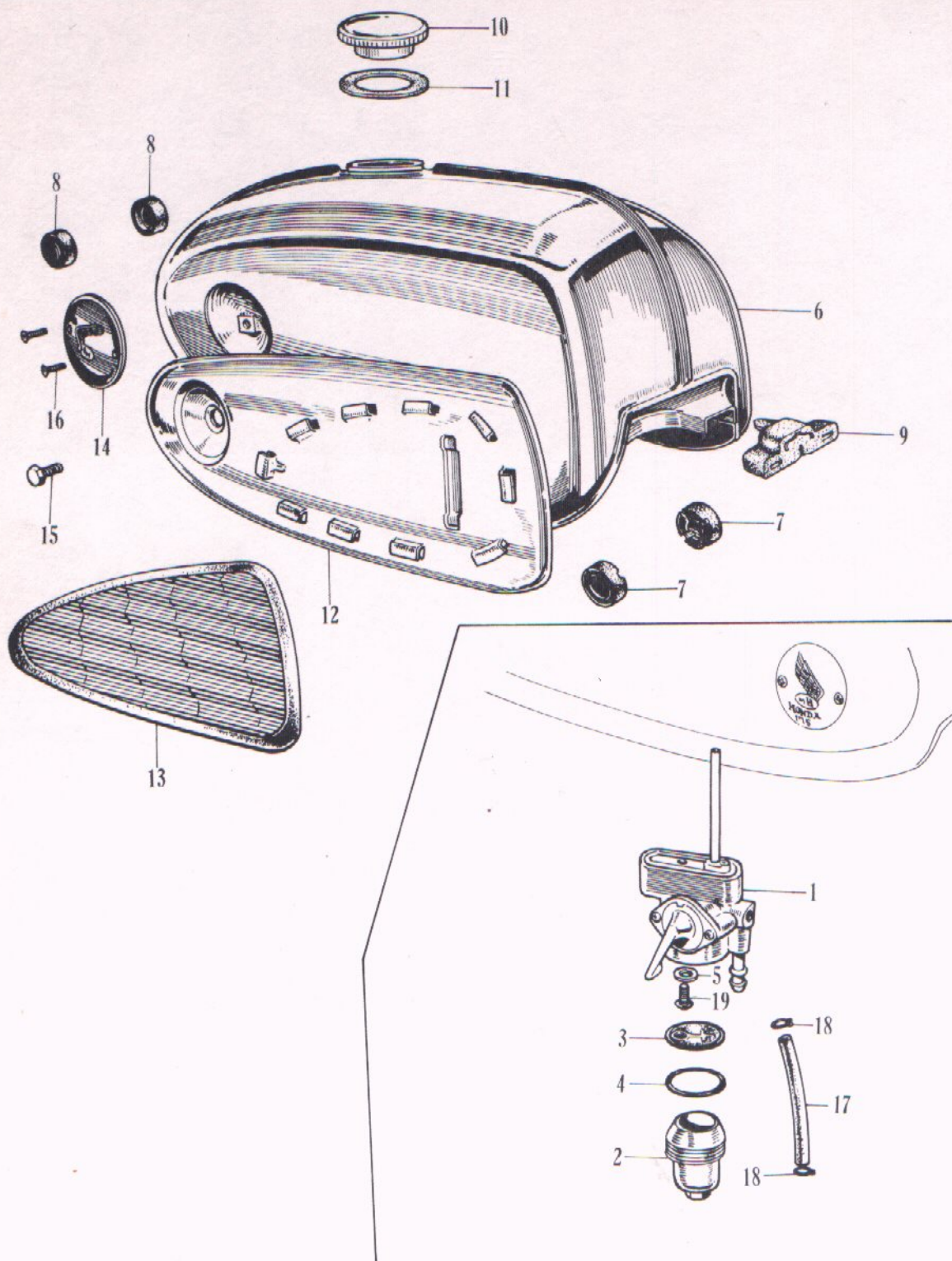
F-3 Steering Stem - Front Fender

Ref. No.	Part No.	Description	Reqd. No. 60 175	No. Used on		News No.
				From	To	
1	45451-283-000	GROMMET, wire	1	CD175-1000001.....		
2	53200-230-020B	STEM, steering (Black)	1	CD175-1000001.....		
	53200-230-020C	STEM, steering (Scarlet).....	1	CD175-1000001.....		
	53200-230-020XD	STEM, steering	1	CD175-1000001.....		
	53200-230-020XE	STEM, steering (Black metallic) ...	1	CD175-1000001.....		
	53200-230-020Z	STEM, steering (Non sanding).....	1	CD175-1000001.....		
3	53211-200-305	RACE, steering top cone	1	CD175-1000001.....		
4	53212-200-305	RACE, steering bottom cone.....	1	CD175-1000001.....		
5	53214-200-000	DUST-SEAL, steering head	1	CD175-1000001.....		
6	53215-200-000	WASHER, steering head dust-seal	1	CD175-1000001.....		
7	53215-230-000	COVER, handle lock case	1	CD175-1000001.....		
8	53220-230-010	THREAD, steering head top.....	1	CD175-1000001.....		
9	53231-237-680	BRIDGE, fork top.....	1	CD175-1000001.....		
10	53245-230-000	CLIP, wire	1	CD175-1000001.....		
11	53600-230-000	LOCK, steering handle	1	CD175-1000001.....		
12	53631-268-020	SPRING, handle lock	1	CD175-1000001.....		
13	61100-237-680B	FENDER, front (Black)	1	CD175-1000001.....		
	61100-237-600B	FENDER, front (Black) (Used in England)	1	CD175-1000001.....		
	61100-237-680C	FENDER, front (Scarlet)	1	CD175-1000001.....		
	61100-237-600C	FENDER, front (Scarlet) (Used in England)	1	CD175-1000001.....		
	61100-237-680XD	FENDER, front	1	CD175-1000001.....		
		(Neptuneblue metallic)				
	61100-237-600XD	FENDER, front	1	CD175-1000001.....		
		(Neptuneblue metallic) (Used in England)				
	61100-237-680XE	FENDER, front (Black metallic) ...	1	CD175-1000001.....		
	61100-237-600XE	FENDER, front (Black metallic) ... (Used in England)	1	CD175-1000001.....		
14	90304-011-000	NUT, steering stem	1	CD175-1000001.....		
15	90503-011-000	WASHER, steering stem nut	1	CD175-1000001.....		
16	92000-06014	BOLT, hex., 6×14	6			
17	92000-08043	BOLT, hex., 8×43	2			
18	93500-03010	SCREW, cross, 3×10	1			
19	94101-03000	WASHER, flat, 3 mm	1			
20	94101-06000	WASHER, flat, 6 mm	6			

F-3 Steering Stem - Front Fender



F-4 Fuel Tank



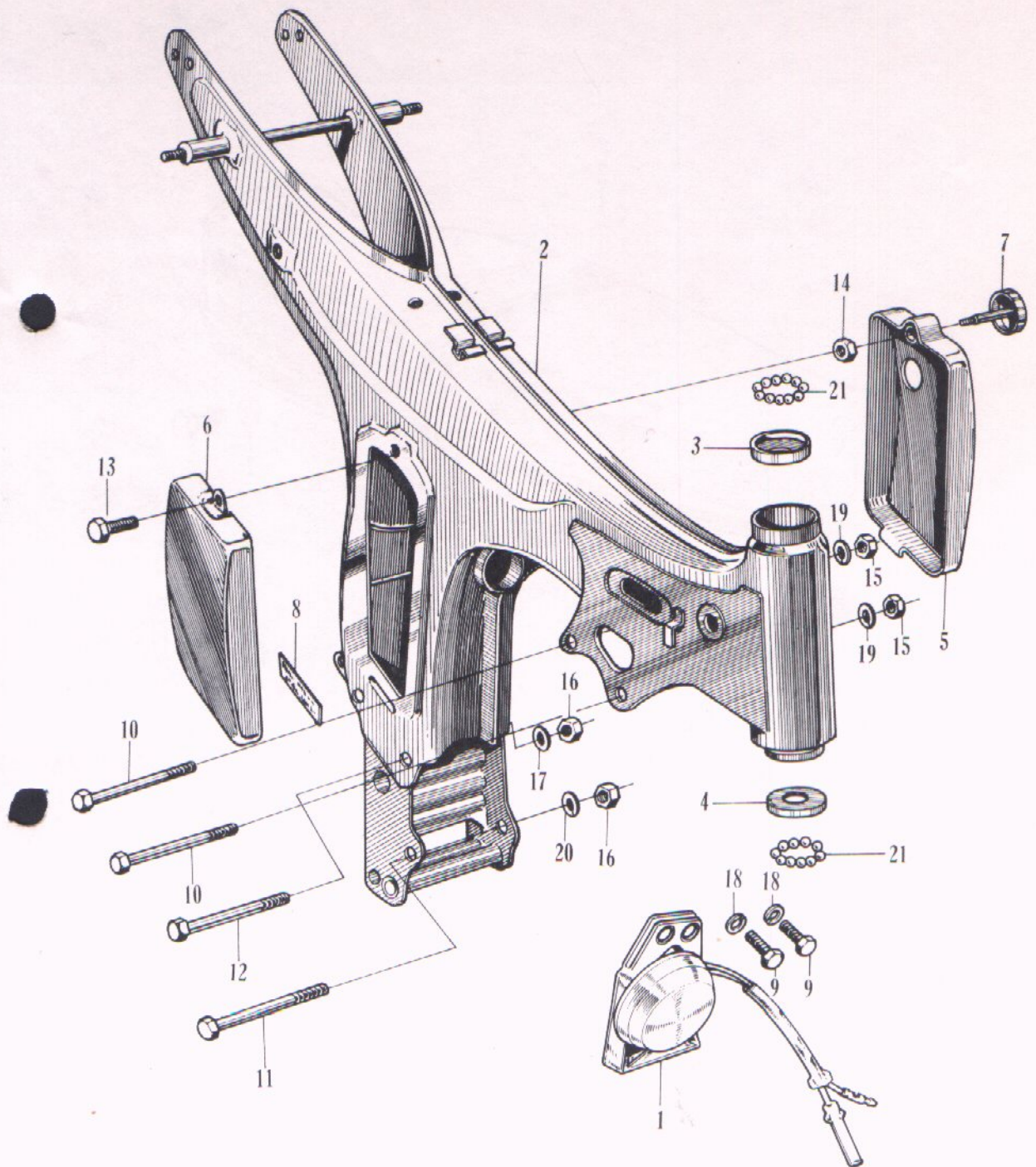
F-4 Fuel Tank

Ref. No.	Part No.	Description	Reqd. No. CD 175	No. Used on		News No.
				From	To	
	16950-028-010	COCK ASSY., fuel	1	CD175-1000001.....		
1	16951-028-010	BODY, fuel cock	1	CD175-1000001.....		
2	16952-028-000	CUP, fuel strainer.....	1	CD175-1000001.....		
3	16957-028-000	SCREEN, fuel strainer	1	CD175-1000001.....		
4	16958-028-000	PACKING, fuel strainer cup.....	1	CD175-1000001.....		
5	16993-011-000	PACKING, fuel cock fixing	1	CD175-1000001.....		
6	17500-230-070B	TANK, fuel (Black)	1	CD175-1000001.....		
	17500-230-070C	TANK, fuel (Scarlet)	1	CD175-1000001.....		
	17500-230-070XD	TANK, fuel (Neptuneblue metallic)	1	CD175-1000001.....		
	17500-230-070XE	TANK, fuel (Black metallic)	1	CD175-1000001.....		
	17500-230-070Z	TANK, fuel (Non sanding)	1	CD175-1000001.....		
7	17602-028-000	SPACER, fuel tank	2	CD175-1000001.....		
8	17611-230-010	CUSHION, front, fuel tank	2	CD175-1000001.....		
9	17613-230-010	CUSHION, rear, fuel tank.....	1	CD175-1000001.....		
10	17620-259-000	CAP, fuel filler	1	CD175-1000001.....		
11	17631-259-000	PACKING, fuel filler cap	1	CD175-1000001.....		
	17640-230-000	COVER, right side, fuel tank	1	CD175-1000001.....		
12	17650-230-000	COVER, left side, fuel tank	1	CD175-1000001.....		
	17661-230-020	RUBBER, right, knee grip.....	1	CD175-1000001.....		
13	17662-230-020	RUBBER, left, knee grip	1	CD175-1000001.....		
	87121-237-680	EMBLEM, right, fuel tank.....	1	CD175-1000001.....		
14	87122-237-680	EMBLEM, left fuel tank.....	1	CD175-1000001.....		
15	92000-06008	BOLT, hex., 6×8	2		
16	93500-03008	SCREW, cross, 3×8.....	4		
17	95001-45110	TUBE, fuel, 4.5×110	1		
18	95002-45000	CLIP, fuel tube, 4.5	2		
19	93500-06016	SCREW, cross, 6×16	1		

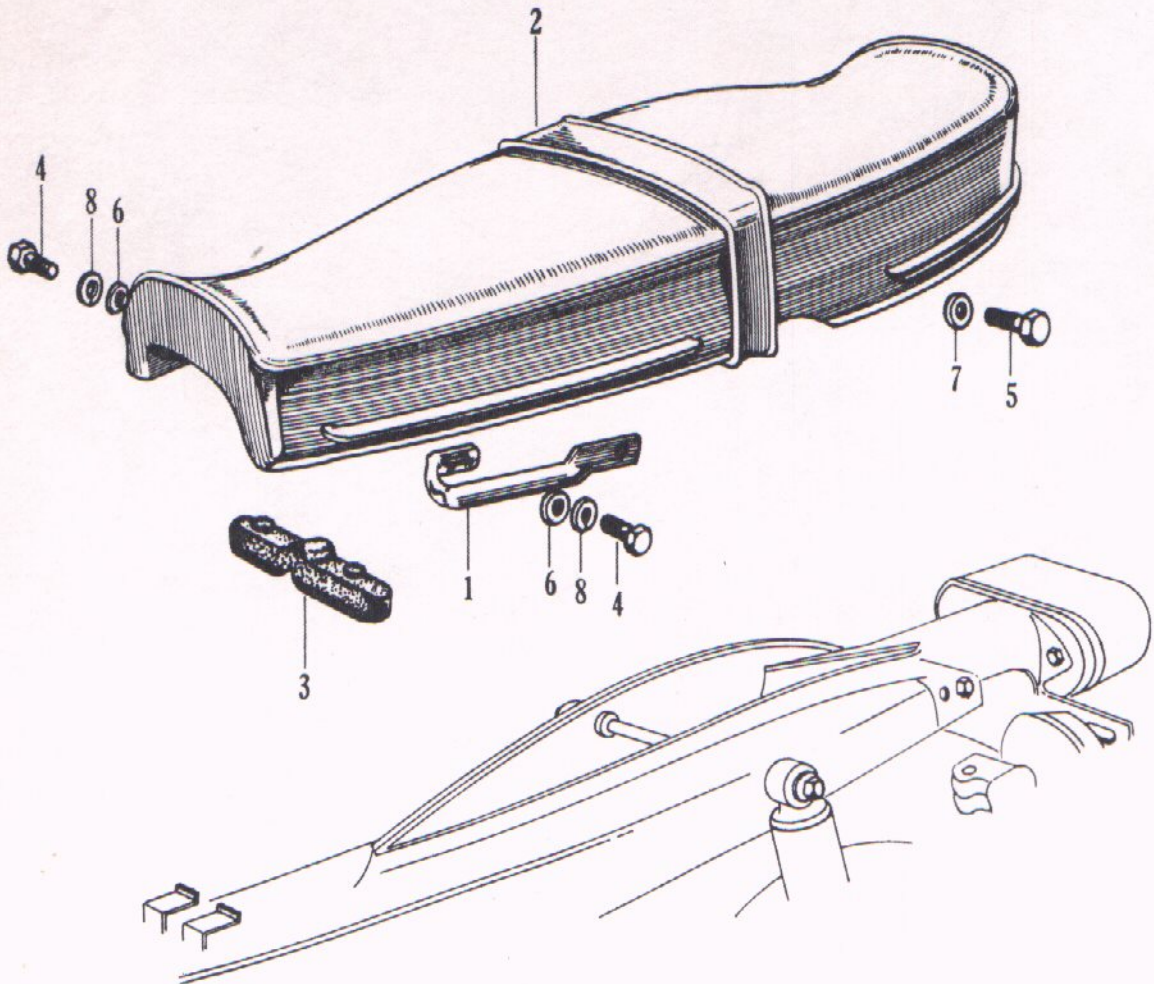
F-5 Frame Body

Ref. No.	Part No.	Description	Reqd. No. CD 175	No. Used on		News No.
				From	To	
1	38100-230-000S	HORN	1	CD175-1000001.....		
2	50100-237-681B	BODY, frame (Black)	1	CD175-1000001.....		
	50100-237-681C	BODY, frame (Scarlet)	1	CD175-1000001.....		
	50100-237-681XD	BODY, frame (Neptuneblue metallic)	1	CD175-1000001.....		
	50100-237-681XE	BODY, frame (Black metallic)	1	CD175-1000001.....		
	50100-237-681Z	BODY, frame (Non sanding).....	1	CD175-1000001.....		
3	50301-200-315	RACE, ball, steering top.....	1	CD175-1000001.....		
4	50302-200-305	RACE, ball, steering bottom	1	CD175-1000001.....		
5	83500-230-030B	COVER, tool box (Black)	1	CD175-1000001.....		
	83500-230-030C	COVER, tool box (Scarlet).....	1	CD175-1000001.....		
	83500-230-030XD	COVER, tool box	1	CD175-1000001.....		
		(Neptuneblue metallic)				
	83500-230-030XE	COVER, tool box (Black metallic)	1	CD175-1000001.....		
6	83600-237-680B	COVER, battery box (Black).....	1	CD175-1000001.....		
	83600-237-680C	COVER, battery box (Scarlet)	1	CD175-1000001.....		
	83600-237-680XD	COVER, battery box	1	CD175-1000001.....		
		(Neptuneblue metallic)				
	83600-237-680XE	COVER, battery box (Black metallic)	1	CD175-1000001.....		
	83600-237-680Z	COVER, battery box (Non sanding)	1	CD175-1000001.....		
7	83650-230-010	LATCH, battery cover	1	CD175-1000001.....		
8	87125-253-680	PLATE, name	1	CD175-1000001.....		
9	92000-06020	BOLT, hex., 6×20	2		
10	92000-08112	BOLT, hex., 8×112	2		
11	92000-10116	BOLT, hex., 10×116	1		
12	92000-10120	BOLT, hex., 10×120	1		
13	92300-06010	BOLT, castle, 6×10	1		
14	94001-06000	NUT, hex., 6 mm	1		
15	94001-08000	NUT, hex., 8 mm	2		
16	94001-10000	NUT, hex., 10 mm	2		
17	94101-10000	WASHER, flat, 10 mm.....	1		
18	94111-06000	WASHER, spring, 6 mm.....	2		
19	94111-08000	WASHER, spring, 8 mm	2		
20	94111-10000	WASHER, spring, 10 mm	1		
21	96211-08000	BALL, steel, # 8.....	36		

F-5 Frame Body



F-6 Seat



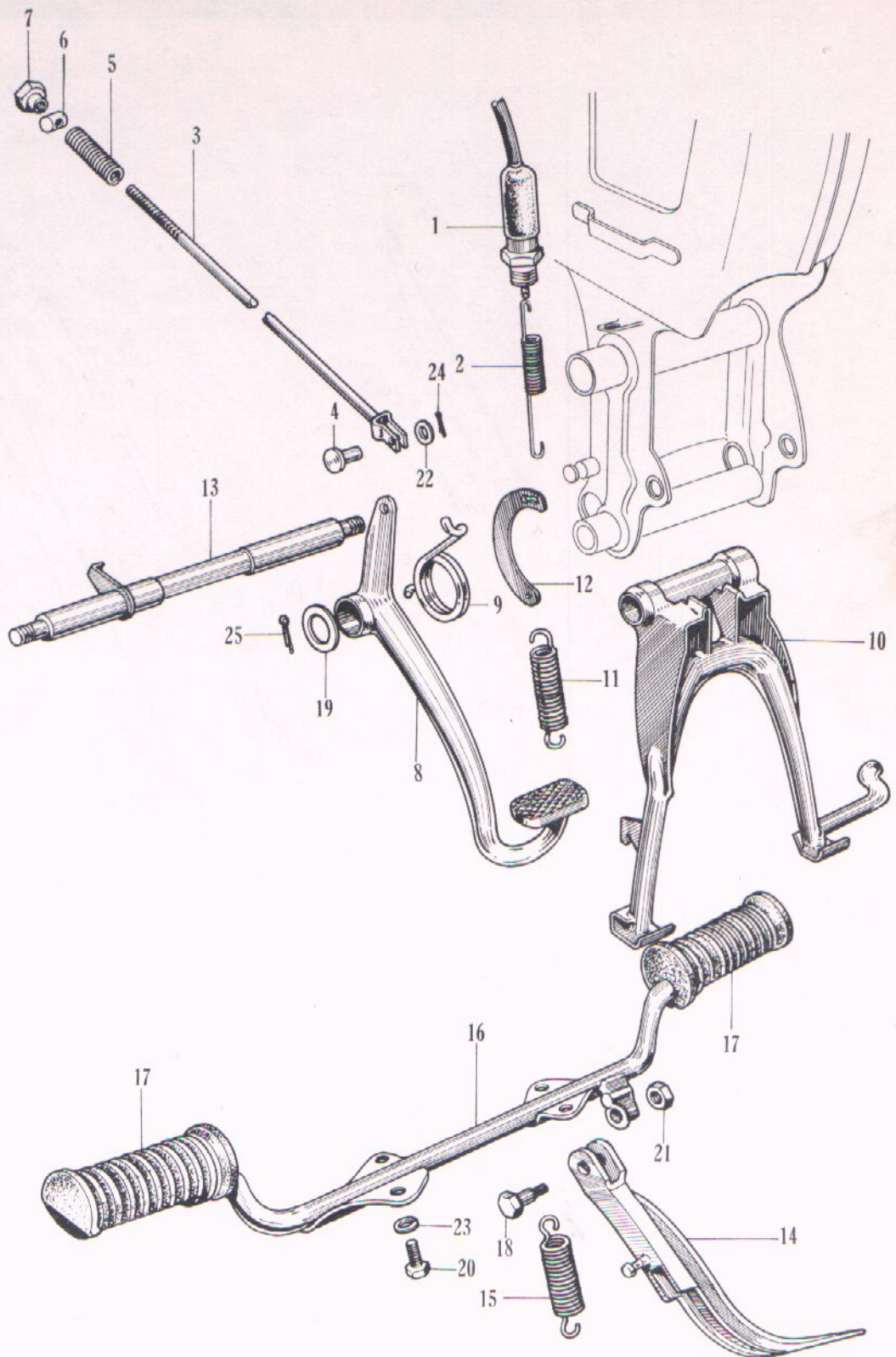
F-6 Seat

Ref. No.	Part No.	Description	Reqd. No. 60 175	No. Used on		News No.
				From	To	
1	50316-230-000B	GRIP, side	1	CD175-1000001.....		
2	77200-230-680A	SEAT, double.....	1	CD175-1000001.....		
3	77201-230-000	RUBBER, seat setting	1	CD175-1000001.....		
4	92000-06020	BOLT, hex., 6×12	2		
5	92000-08022	BOLT, hex., 8×22	2		
6	94101-06000	WASHER, flat, 6 mm	2		
7	94101-08000	WASHER, flat, 8 mm	2		
8	94111-06000	WASHER, spring, 6 mm.....	2		

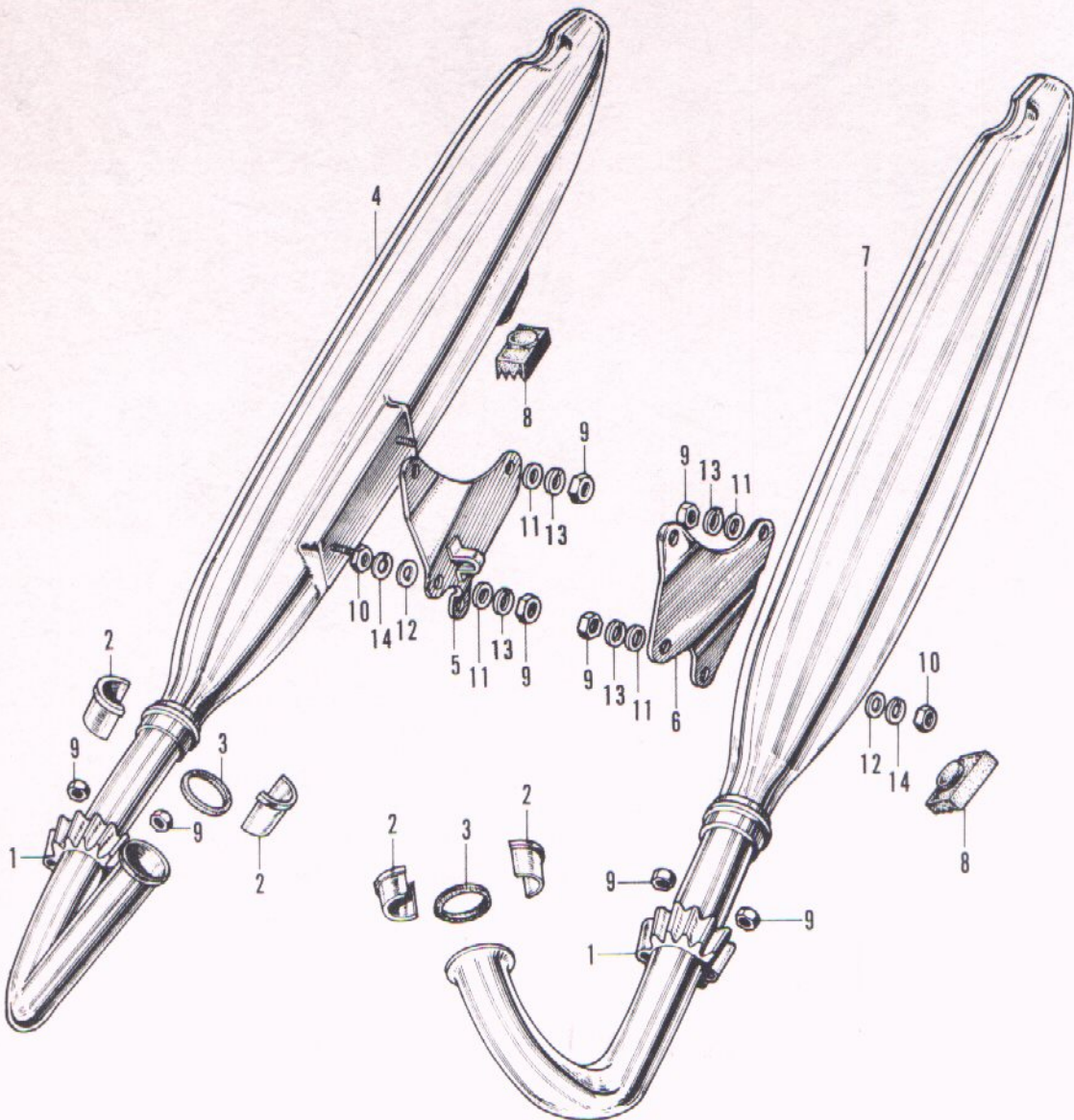
F-7 Stand · Step

Ref. No.	Part No.	Description	Reqd. No. 60 175	No. Used on		News No.
				From	To	
1	35350-230-000	SWITCH, stop	1	CD175-1000001.....		
2	35357-230-000	SPRING, stop switch	1	CD175-1000001.....		
3	43451-230-000	ROD, rear brake	1	CD175-1000001.....		
4	43471-250-010	PIN, brake rod joint	1	CD175-1000001.....		
5	43472-212-000	SPRING, rear brake rod	1	CD175-1000001.....		
6	45461-001-000	JOINT, front brake arm.....	1	CD175-1000001.....		
7	45462-028-000	NUT, front brake adjust.....	1	CD175-1000001.....		
8	46500-237-680	PEDAL, brake	1	CD175-1000001.....		
9	46514-230-000	SPRING, brake pedal	1	CD175-1000001.....		
10	50500-230-030B	STAND, main	1	CD175-1000001.....		
11	50522-028-010	SPRING, main stand	1	CD175-1000001.....		
12	50523-205-000	HOOK, main stand spring.....	1	CD175-1000001.....		
13	50526-230-000	SHAFT, main stand pivot	1	CD175-1000001.....		
14	50530-230-000	BAR, side stand.....	1	CD175-1000001.....		
15	50542-200-000	SPRING, side stand	1	CD175-1000001.....		
16	50610-237-680B	BAR, step	1	CD175-1000001.....		
17	50661-230-000	RUBBER, step	2	CD175-1000001.....		
18	90108-200-000	SCREW, side stand pivot	1	CD175-1000001.....		
19	90512-283-000	WASHER, 19 mm	1	CD175-1000001.....		
20	92000-0802522	BOLT, hex., 8×25	4		
21	94002-10000	NUT, thin, 10 mm.....	1		
22	94101-06000	WASHER, flat, 6 mm	1		
23	94111-08000	WASHER, spring, 8 mm.....	4		
24	94201-20150	PIN, cotter, 2.0×15	1		
25	94201-30250	PIN, cotter, 3.0×25	1		

F- 7 Stand · Step



F-8 Muffler



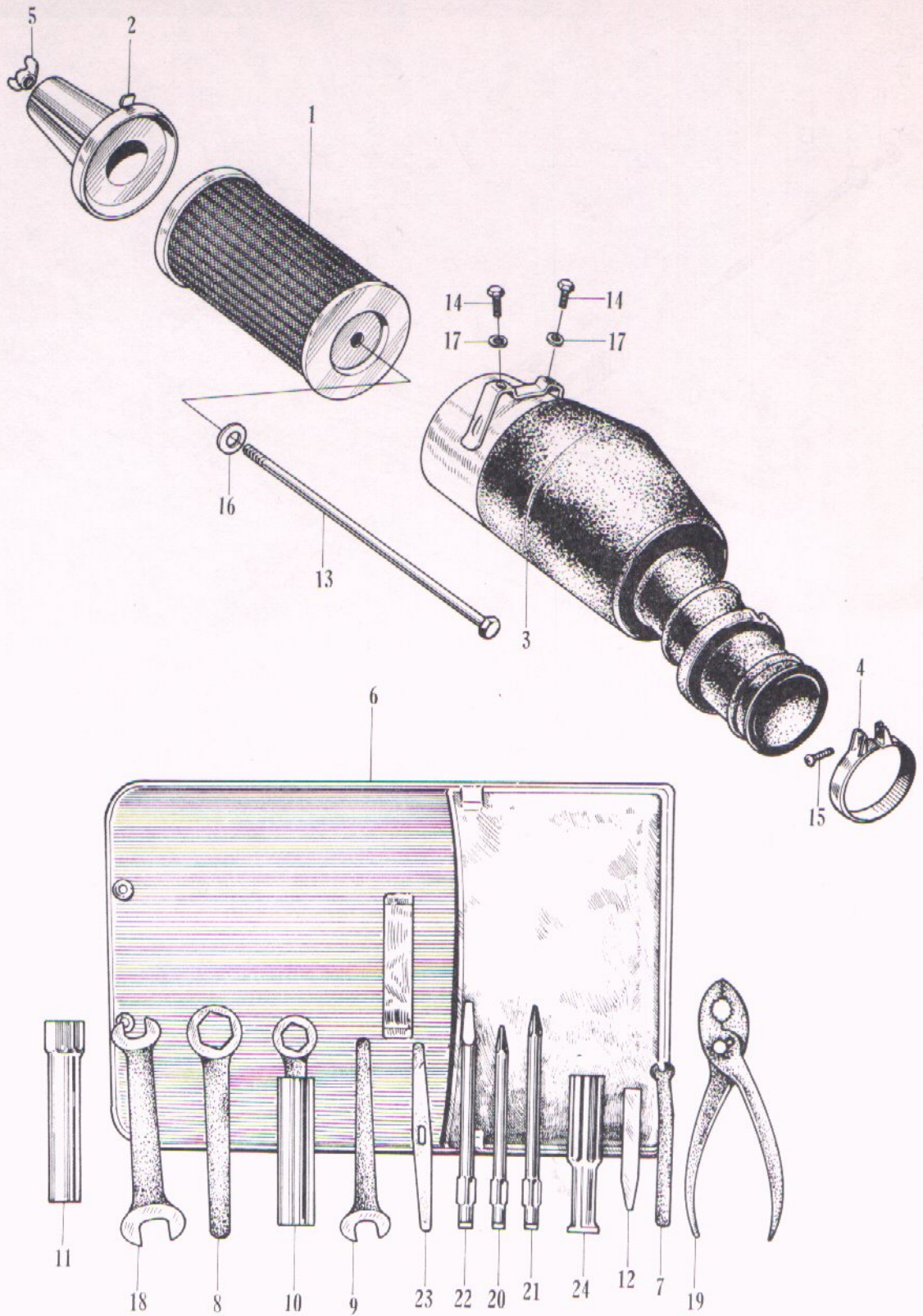
F-8 Muffler

Ref. No.	Part No.	Description	Reqd. No. CD 175	No. Used on		News No.
				From	To	
1	18231-236-000	JOINT, exhaust pipe	2	CD175-1000001.....		
2	18233-236-000	COLLAR, exhaust pipe joint.....	4	CD175-1000001.....		
3	18291-236-000	GASKET, exhaust pipe	2	CD175-1000001.....		
4	18300-237-680	MUFFLER, right	1	CD175-1000001.....		
5	18353-237-680	BRACKET, right, muffler	1	CD175-1000001.....		
6	18354-237-680	BRACKET, left, muffler	1	CD175-1000001.....		
7	18400-237-680	MUFFLER, left	1	CD175-1000001.....		
8	50524-001-000	RUBBER, main stand stopper	2	CD175-1000001.....		
9	94001-06000	NUT, hex., 6 mm	8		
10	94001-10000	NUT, hex., 10 mm.....	2		
11	94101-06000	WASHER, flat, 6 mm	4		
12	94101-10000	WASHER, flat, 10 mm.....	2		
13	94111-06000	WASHER, spring, 6 mm.....	4		
14	94111-10000	WASHER, spring, 10 mm	2		

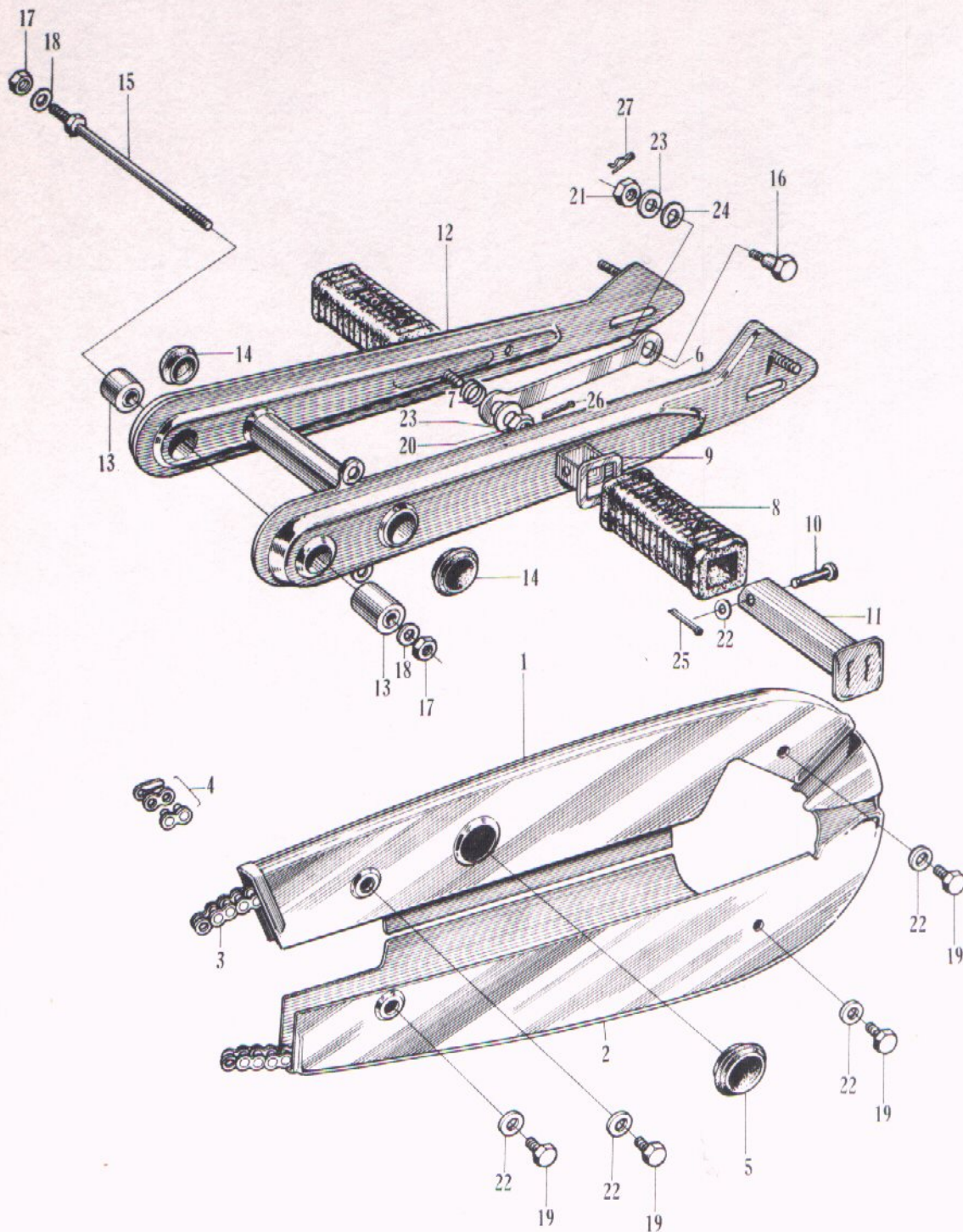
F-9 Air Cleaner · Tool

Ref. No.	Part No.	Description	Reqd. No. CD 175	No. Used on		News No.
				From	To	
1	17212-237-680	ELEMENT, air cleaner	1	CD175-1000001.....		
2	17213-230-010	PIPE, air intake.....	1	CD175-1000001.....		
3	17221-237-680	CASE, air cleaner.....	1	CD175-1000001.....		
4	17255-224-000	BAND A, connecting tube	1	CD175-1000001.....		
	17257-268-000	RUBBER, air cleaner case shock proof (Used in England)	1	CD175-1000001.....		
5	39152-500-810	NUT, air cleaner	1	CD175-1000001.....		
	89010-237-000	TOOL SET.....	1	CD175-1000001.....		
6	89101-011-000	BAG, tool	1	CD175-1000001.....		
7	89201-200-000	WRENCH, tappet adjusting	1	CD175-1000001.....		
8	89202-230-000	SPANNER, axle	1	CD175-1000001.....		
9	89203-200-000	SPANNER, 9 mm	1	CD175-1000001.....		
10	89212-001-000	WRENCH, box, 17 mm	1	CD175-1000001.....		
11	89216-264-010	WRENCH, spark plug	1	CD175-1000001.....		
12	89231-001-000	GAUGE, tappet clearance	1	CD175-1000001.....		
13	90113-230-010	BOLT, air cleaner.....	1	CD175-1000001.....		
14	92000-06012	BOLT, hex., 6×12	2		
15	93500-04016	SCREW, cross, 4×16	1		
16	94101-05000	WASHER, flat, 5 mm	1		
17	94101-06000	WASHER, flat, 6 mm	2		
18	99001-10140	SPANNER, 10×14	1		
19	99002-13500	PLIERS, 135 mm	1		
20	99003-10000	DRIVER, plus, No. 2	1		
21	99003-20000	DRIVER, plus, No. 3	1		
22	99003-30000	DRIVER, minus, No. 2	1		
23	99003-40000	LEVER.....	1		
24	99003-50000	GRIP.....	1		

F-9 Air Cleaner • Tool



F-10 Rear Fork · Chain Case



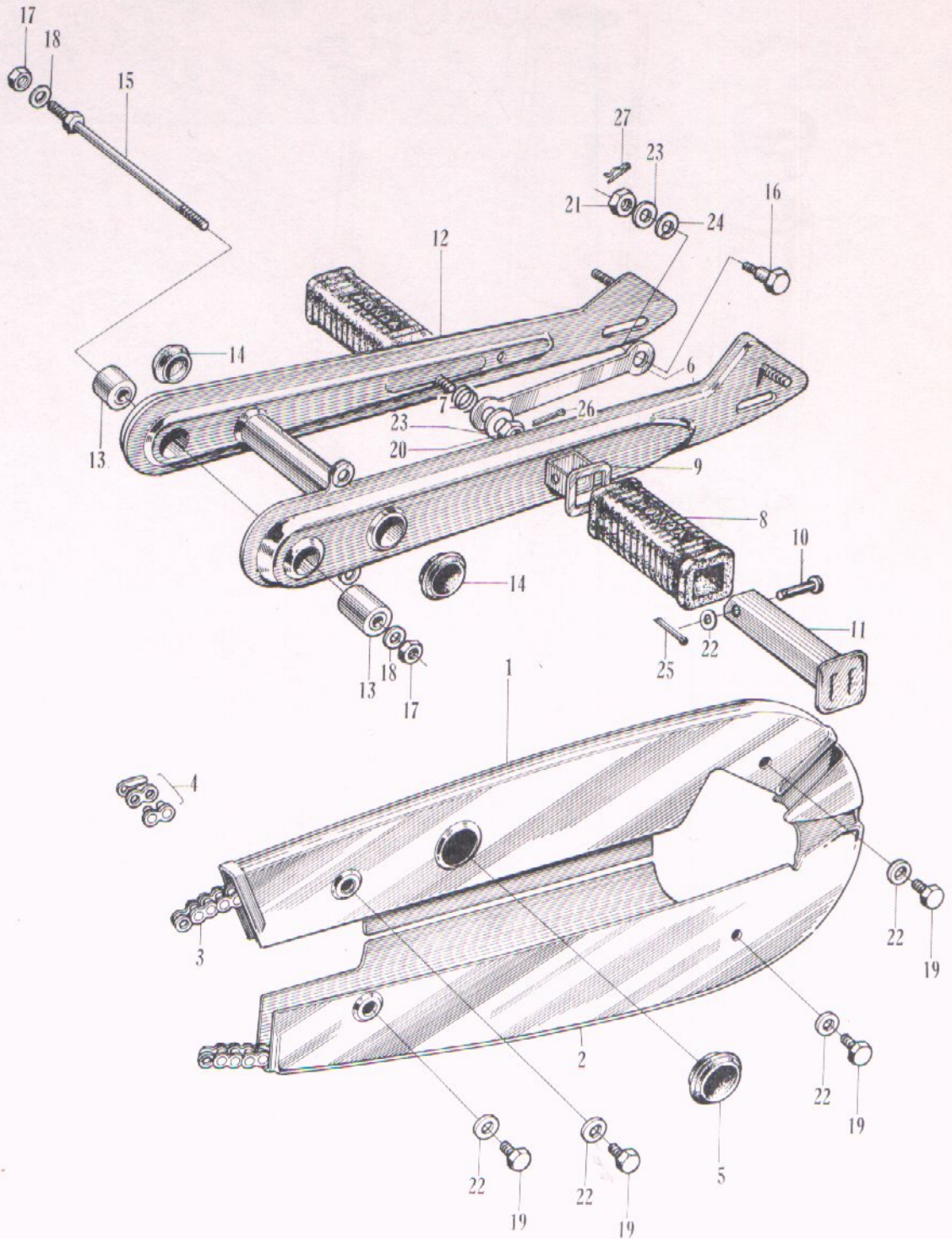
F-10 Rear Fork · Chain Case

Ref. No.	Part No.	Description	Reqd. No. 60 175	No. Used on		News No.
				From	To	
1	40510-237-680B	CASE, upper half, drive chain..... (Black)	1	CD175-1000001.....		
	40510-237-680C	CASE, upper half, drive chain..... (Scarlet)	1	CD175-1000001.....		
	40510-237-680XD	CASE, upper half, drive chain..... (Neptuneblue metallic)	1	CD175-1000001.....		
	40510-237-680XE	CASE, upper half, drive chain..... (Black metallic)	1	CD175-1000001.....		
	40510-237-680Z	CASE, upper half, drive chain..... (Non sanding)	1	CD175-1000001.....		
2	40520-237-680B	CASE, under half, drive chain..... (Black)	1	CD175-1000001.....		
	40520-237-680C	CASE, under half, drive chain..... (Scarlet)	1	CD175-1000001.....		
	40520-237-680XD	CASE, under half, drive chain..... (Neptuneblue metallic)	1	CD175-1000001.....		
	40520-237-680XE	CASE, under half, drive chain..... (Black metallic)	1	CD175-1000001.....		
	40520-237-680Z	CASE, under half, drive chain..... (Non sanding)	1	CD175-1000001.....		
3	40530-237-680	CHAIN, drive (112T)	1	CD175-1000001.....		
4	40531-237-680	JOINT, drive chain	1	CD175-1000001.....		
5	40545-001-000	CAP, chain case peep hole	1	CD175-1000001.....		
6	43431-230-010	LINK, rear brake torque	1	CD175-1000001.....		
7	43434-250-000	SPRING, rear brake torque link ...	1	CD175-1000001.....		
8	50705-024-000	RUBBER, pillion step	2	CD175-1000001.....		
9	50712-024-000	WASHER, pillion step.....	2	CD175-1000001.....		
10	50715-024-000	PIN, pillion step	2	CD175-1000001.....		
11	50715-283-000	BAR, pillion step	2	CD175-1000001.....		
12	52100-230-680B	FORK, rear (Black)	1	CD175-1000001.....		
	52100-230-680C	FORK, rear (Scarlet)	1	CD175-1000001.....		
	52100-230-680XD	FORK, rear (Neptuneblue metallic)	1	CD175-1000001.....		
	52100-230-680XE	FORK, rear (Black metallic)	1	CD175-1000001.....		
	52100-230-680Z	FORK, rear (Non sanding)	1	CD175-1000001.....		
13	52108-028-000	BUSH, rubber, rear fork pivot.....	2	CD175-1000001.....		
14	52161-001-010	CAP, side, cross member	2	CD175-1000001.....		
15	90121-237-680	BOLT, rear fork pivot	1	CD175-1000001.....		
16	90127-230-000	BOLT, rear brake torque	1	CD175-1000001.....		

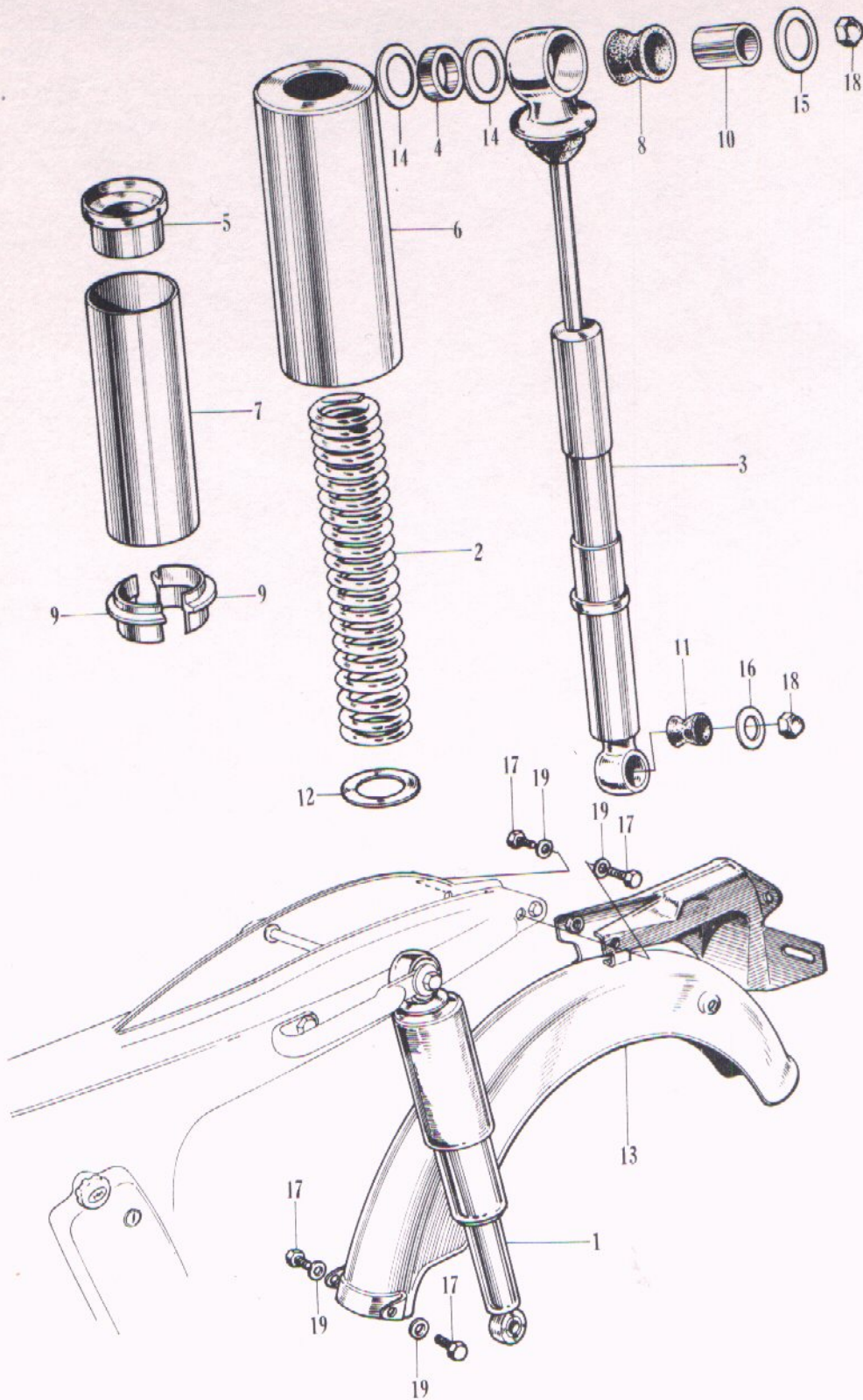
F-10 Rear Fork · Chain Case

Ref. No.	Part No.	Description	Reqd. No. CD 175	No. Used on		News No.
				From	To	
17	90363-237-680	NUT, rear fork pivot	2	CD175-1000001.....		
18	90528-023-000	WASHER, 12.5×20	2	CD175-1000001.....		
19	92000-06008	BOLT, hex., 6×8	4		
20	94001-08000	NUT, hex., 8 mm	1		
21	94002-08000	NUT, thin, 8 mm	1		
22	94101-06000	WASHER, flat, 6 mm	6		
23	94101-08000	WASHER, flat, 8 mm	2		
24	94111-10000	WASHER, spring, 10 mm	1		
25	94201-16150	PIN, cotter, 1.6×15	2		
26	94201-20180	PIN, cotter, 2.0×18	1		
27	94251-08000	PIN, lock, 8 mm	1		

F-10 Rear Fork · Chain Case



F-11 Rear Cushion



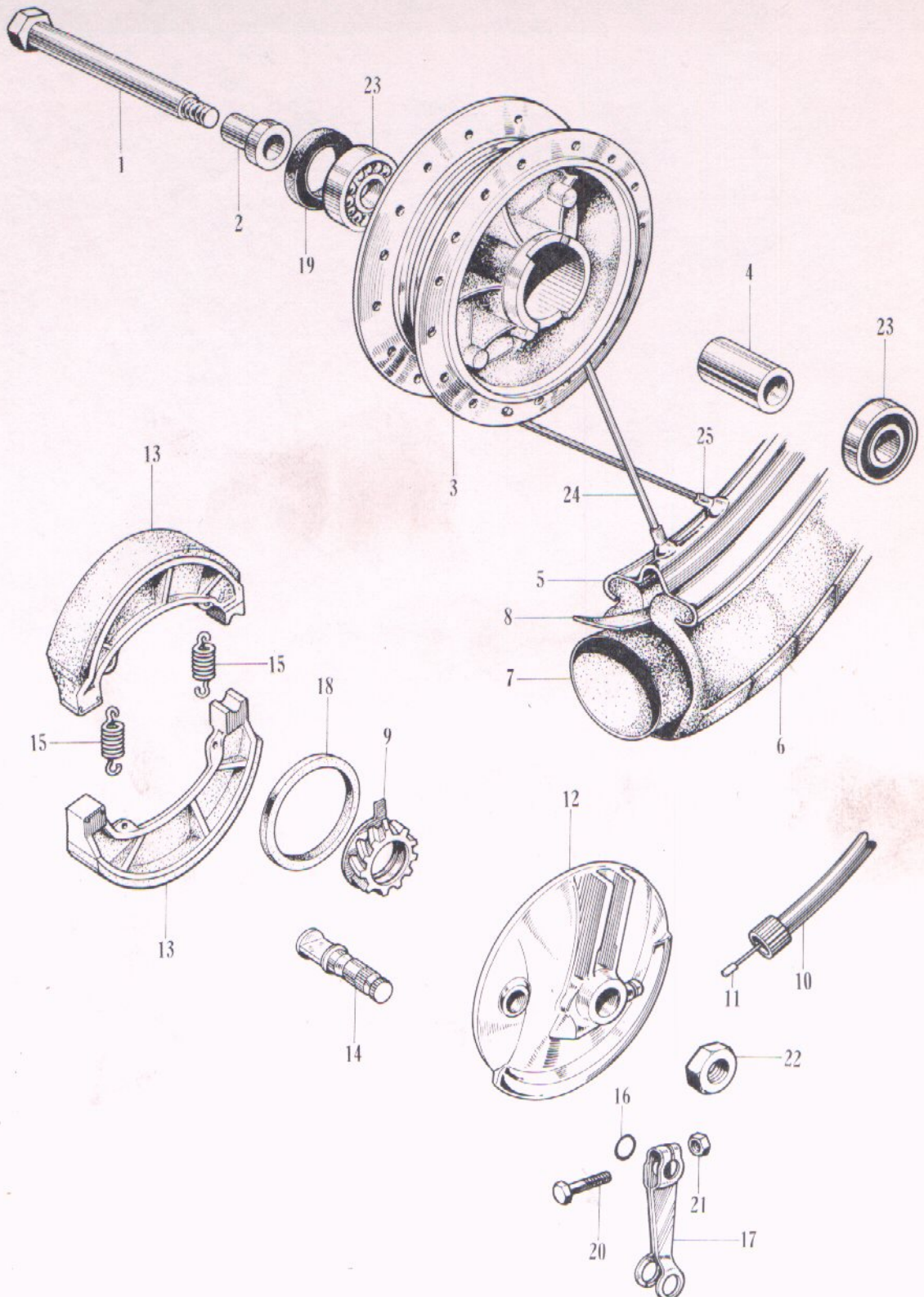
F-11 Rear Cushion

Ref. No.	Part No.	Description	Reqd. No. 60 175	No. Used on		News No.
				From	To	
1	52400-242-000B	CUSHION ASSY., rear (Black) ...	2	CD175-1000001.....		
	52400-242-000C	CUSHION ASSY., rear (Scarlet)...	2	CD175-1000001.....		
	52400-242-000XD	CUSHION ASSY., rear (Neptuneblue metallic)	2	CD175-1000001.....		
	52400-242-000XE	CUSHION ASSY., rear (Black metallic)	2	CD175-1000001.....		
2	52401-242-000	SPRING, rear cushion.....	2	CD175-1000001.....		
3	52410-230-040	METAL, upper, rear cushion	2	CD175-1000001.....		
4	52455-230-010	COLLAR, rear cushion setting	2	CD175-1000001.....		
5	52459-242-000	COLLAR, rear cushion spring	2	CD175-1000001.....		
6	52460-230-000B	CASE, upper, rear cushion (Black)	2	CD175-1000001.....		
	52460-230-000C	CASE, upper, rear cushion (Scarlet)	2	CD175-1000001.....		
	52460-230-000XD	CASE, upper, rear cushion (Neptuneblue metallic)	2	CD175-1000001.....		
	52460-230-000XE	CASE, upper, rear cushion (Black metallic)	2	CD175-1000001.....		
7	52465-230-020	CASE, under, rear cushion	2	CD175-1000001.....		
8	52485-230-000	BUSH, rubber, rear cushion upper	2	CD175-1000001.....		
9	52486-230-010	SEAT, rear cushion spring	4	CD175-1000001.....		
10	52488-230-000	COLLAR, rear cushion upper rubber bush...	2	CD175-1000001.....		
11	52489-230-010	BUSH, rubber, rear cushion lower	2	CD175-1000001.....		
12	52490-230-000	WASHER, rear cushion spring ...	2	CD175-1000001.....		
13	80100-237-680B	FENDER, rear (Black)	1	CD175-1000001.....		
	80100-237-680C	FENDER, rear (Scarlet)	1	CD175-1000001.....		
	80100-237-680XD	FENDER, rear (Neptuneblue metallic)	1	CD175-1000001.....		
	80100-237-680XE	FENDER, rear (Black metallic) ...	1	CD175-1000001.....		
14	90526-268-000	WASHER, rear fork pivot.....	4	CD175-1000001.....		
15	90527-230-000	WASHER, 10.3 mm	1	CD175-1000001.....		
	94101-10000	WASHER, flat, 10 mm.....	1		
16	90528-230-000	WASHER, 10.2×20	2	CD175-1000001.....		
17	92000-06012	BOLT, hex., 6×12	4		
18	94022-10020	NUT, blind, 10 mm	4		
19	94101-06000	WASHER, flat, 6 mm	4		

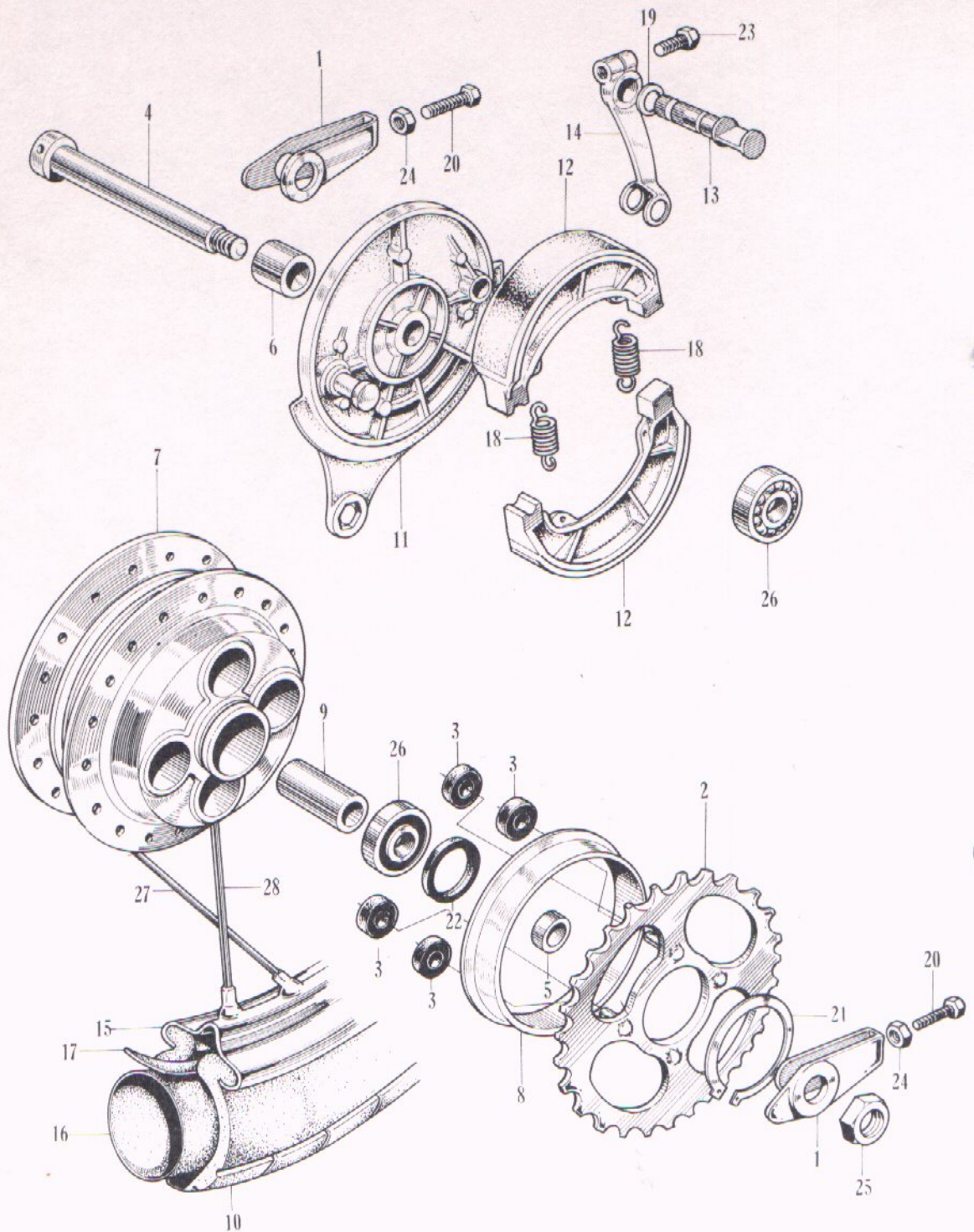
F-12 Front Wheel

Ref. No.	Part No.	Description	Reqd. No. CD 175	No. Used on		News No.
				From	To	
1	44301-230-020	AXLE, front wheel	1	CD175-1000001.....		
2	44311-230-020	COLLAR, side, front wheel	1	CD175-1000001.....		
3	44601-230-010	HUB, front wheel.....	1	CD175-1000001.....		
4	44620-230-000	COLLAR, front axle distance	1	CD175-1000001.....		
5	44701-230-000	RIM, wheel.....	1	CD175-1000001.....		
6	44711-230-000	TIRE, front wheel	1	CD175-1000001.....		
7	44712-200-000	TUBE, wheel	1	CD175-1000001.....		
8	44713-200-000	FLAP, tire	1	CD175-1000001.....		
9	44806-230-020	GEAR, speedometer.....	1	CD175-1000001.....		
10	44830-230-000	CABLE, speedometer	1	CD175-1000001.....		
11	44831-230-000	CABLE, inner, speedometer	1	CD175-1000001.....		
12	45100-230-040	PANEL, front brake	1	CD175-1000001.....		
13	45120-230-000	SHOE, brake	2	CD175-1000001.....		
14	45131-230-010	CAM, brake	1	CD175-1000001.....		
15	45133-230-000	SPRING, brake shoe	2	CD175-1000001.....		
16	45134-250-000	DUST-SEAL, brake cam	1	CD175-1000001.....		
17	45410-230-020	ARM, front brake.....	1	CD175-1000001.....		
18	91251-230-000	OIL-SEAL, 54667	1	CD175-1000001.....		
19	91252-230-000	OIL-SEAL, 26427	1	CD175-1000001.....		
20	92000-06022	BOLT, hex., 6×22	1		
21	94001-06000	NUT, hex., 6 mm	1		
22	94001-14000	NUT, hex., 14 mm	1		
23	96120-63020	BEARING, ball, 6302Z.....	2		
24	97423-311181	SPOKE, A #11×139.....	16		
25	97603-311171	SPOKE, A #11×138.5	16		

F-12 Front Wheel



F-13 Rear Wheel



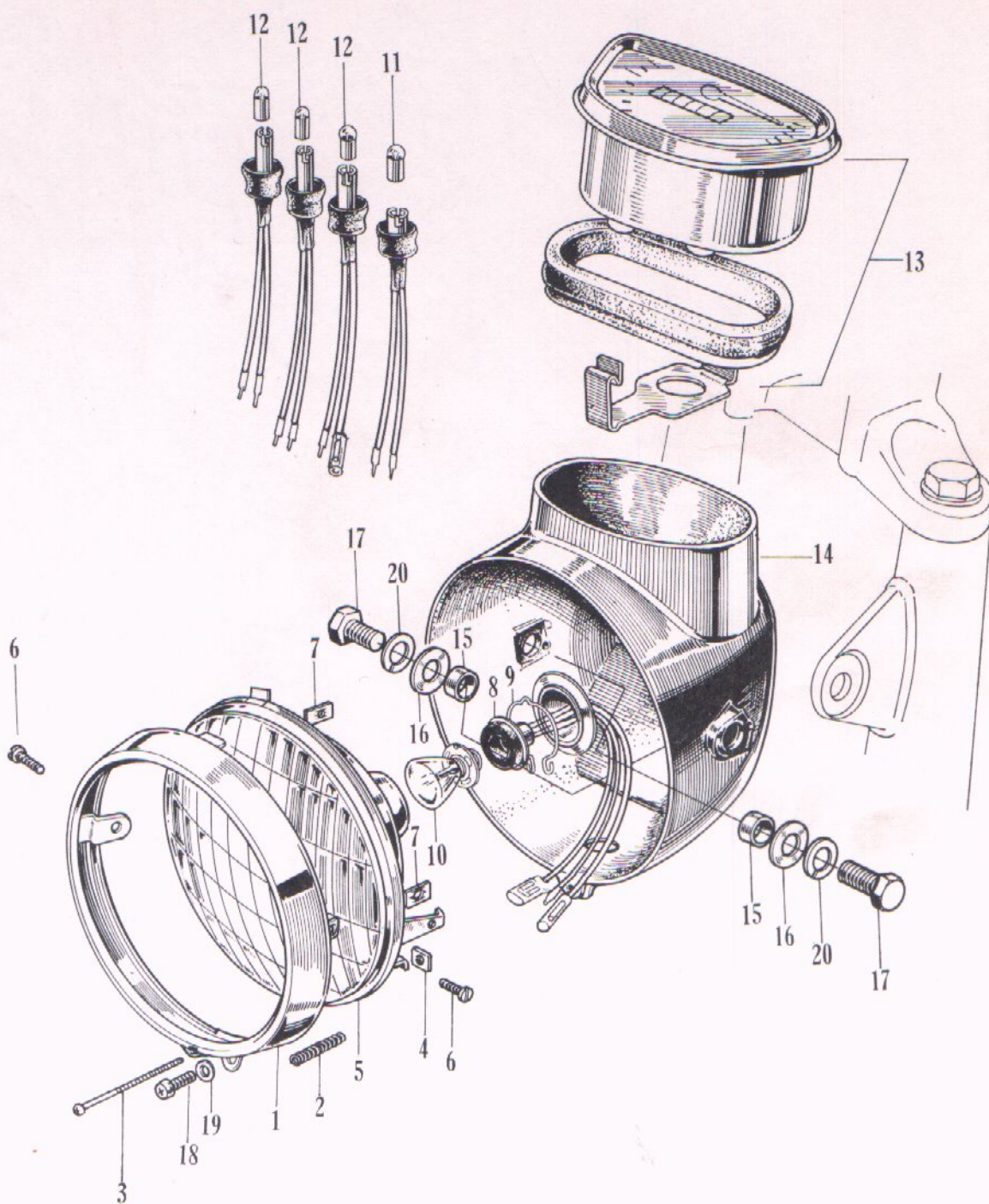
F-13 Rear Wheel

Ref. No.	Part No.	Description	Reqd. No. CD 175	No. Used on		News No.
				From	To	
1	40543-230-010	ADJUSTER, drive chain.....	2	CD175-1000001.....		
2	41201-235-000	SPROCKET, final driven (42T)	1	CD175-1000001.....		
3	41241-222-000	BUSH, rear wheel damper.....	4	CD175-1000001.....		
4	42301-230-000	AXLE, rear wheel.....	1	CD175-1000001.....		
5	42304-230-000	COLLAR, side, rear wheel.....	1	CD175-1000001.....		
6	42313-230-020	COLLAR, side, rear brake panel	1	CD175-1000001.....		
7	42601-230-020	HUB, rear wheel	1	CD175-1000001.....		
8	42602-230-000	DUST-SEAL, rear wheel	1	CD175-1000001.....		
9	42620-230-010	COLLAR, rear axle distance.....	1	CD175-1000001.....		
10	42711-230-000	TIRE, rear wheel	1	CD175-1000001.....		
11	43100-230-030	PANEL, rear brake	1	CD175-1000001.....		
12	43120-230-000	SHOE, rear brake.....	2	CD175-1000001.....		
13	43141-230-010	CAM, rear brake	1	CD175-1000001.....		
14	43410-230-010	ARM, rear brake	1	CD175-1000001.....		
15	44701-230-000	RIM, wheel	1	CD175-1000001.....		
16	44712-200-000	TUBE, wheel	1	CD175-1000001.....		
17	44713-200-000	FLAP, tire	1	CD175-1000001.....		
18	45133-230-000	SPRING, brake shoe	2	CD175-1000001.....		
19	45134-250-000	DUST-SEAL, brake cam	1	CD175-1000001.....		
20	90119-205-000	BOLT, chain adjust	2	CD175-1000001.....		
21	90664-216-000	CIRCLIP, 58 mm	1	CD175-1000001.....		
22	91257-230-000	OIL-SEAL, 28427	1	CD175-1000001.....		
23	92000-06020	BOLT, hex., 6×20	1		
24	94001-06000	NUT, hex., 6 mm	2		
25	94001-14000	NUT, hex., 14 mm	1		
26	96120-63020	BEARING, ball, 6302Z.....	2		
27	97479-521231	SPOKE, B #9×141.5	16		
28	97600-521221	SPOKE, B #9×141	16		

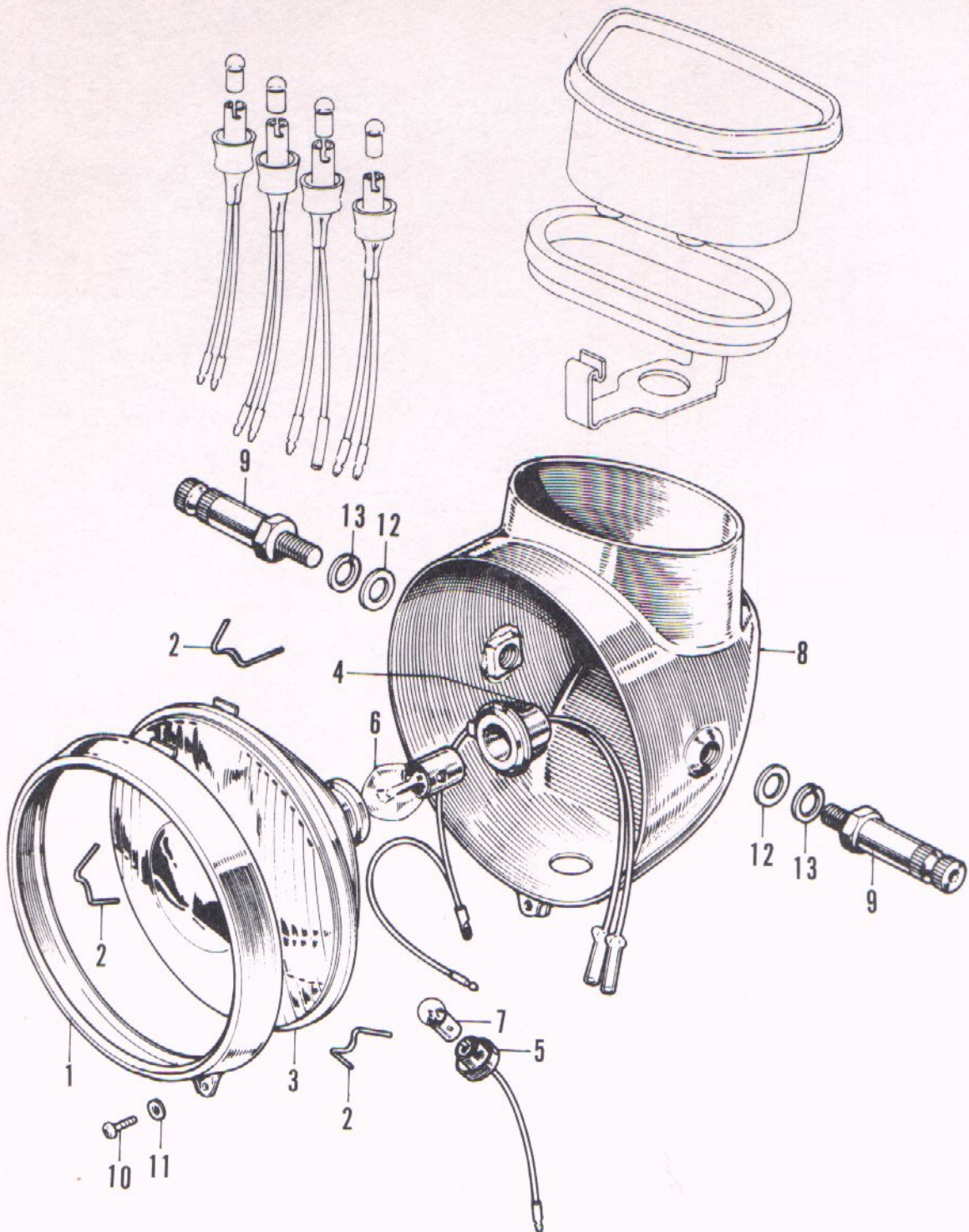
F-14 Head Light

Ref. No.	Part No.	Description	Reqd. No. 60 175	No. Used on		News No.
				From	To	
	33100-230-023	LIGHT ASSY., head	1	CD175-1000001.....		
	33100-230-015	LIGHT ASSY., head	1	CD175-1000001.....		
1	33101-230-010	RIM, head light	1	CD175-1000001.....		
2	33102-030-000	SPRING, beam adjust	1	CD175-1000001.....		
3	33103-200-020	SCREW, beam adjust	1	CD175-1000001.....		
4	33117-200-020	NUT, beam adjust	1	CD175-1000001.....		
5	33120-230-003	LIGHT UNIT, head	1	CD175-1000001.....		
	33120-230-005	LIGHT UNIT, head.....	1	CD175-1000001.....		
6	33124-259-000	SCREW, unit holder	2	CD175-1000001.....		
7	33128-259-000	NUT, unit holder	2	CD175-1000001.....		
8	33130-216-003	SOCKET, head light	1	CD175-1000001.....		
	33130-216-005	SOCKET, head light	1	CD175-1000001.....		
9	33154-259-003	SUPPORTER, socket	1	CD175-1000001.....		
10	34901-200-000	BULB, head light	1	CD175-1000001.....		
11	34902-202-000	BULB, dash.....	1	CD175-1000001.....		
12	34908-230-000	LAMP, speedometer.....	3	CD175-1000001.....		
13	37200-237-680	SPEEDOMETER ASSY.	1	CD175-1000001.....		
14	61301-230-040B	CASE, head light (Black)	1	CD175-1000001.....		
	61301-230-040C	CASE, head light (Scarlet).....	1	CD175-1000001.....		
	61301-230-040XD	CASE, head light	1	CD175-1000001.....		
		(Neptuneblue metallic)				
	61301-230-040XE	CASE, head light (Black metallic)...	1	CD175-1000001.....		
15	61302-230-010	COLLAR, head light case	2	CD175-1000001.....		
16	61303-230-000	WASHER, head light case.....	2	CD175-1000001.....		
17	92000-08028	BOLT, hex., 8×28	2		
18	93500-0501002	SCREW, cross, 5×10	1		
19	94101-05000	WASHER, flat, 5 mm	1		
20	94111-08000	WASHER, spring, 8 mm.....	2		

F-14 Head Light



F-15 Head Light (Used in England)



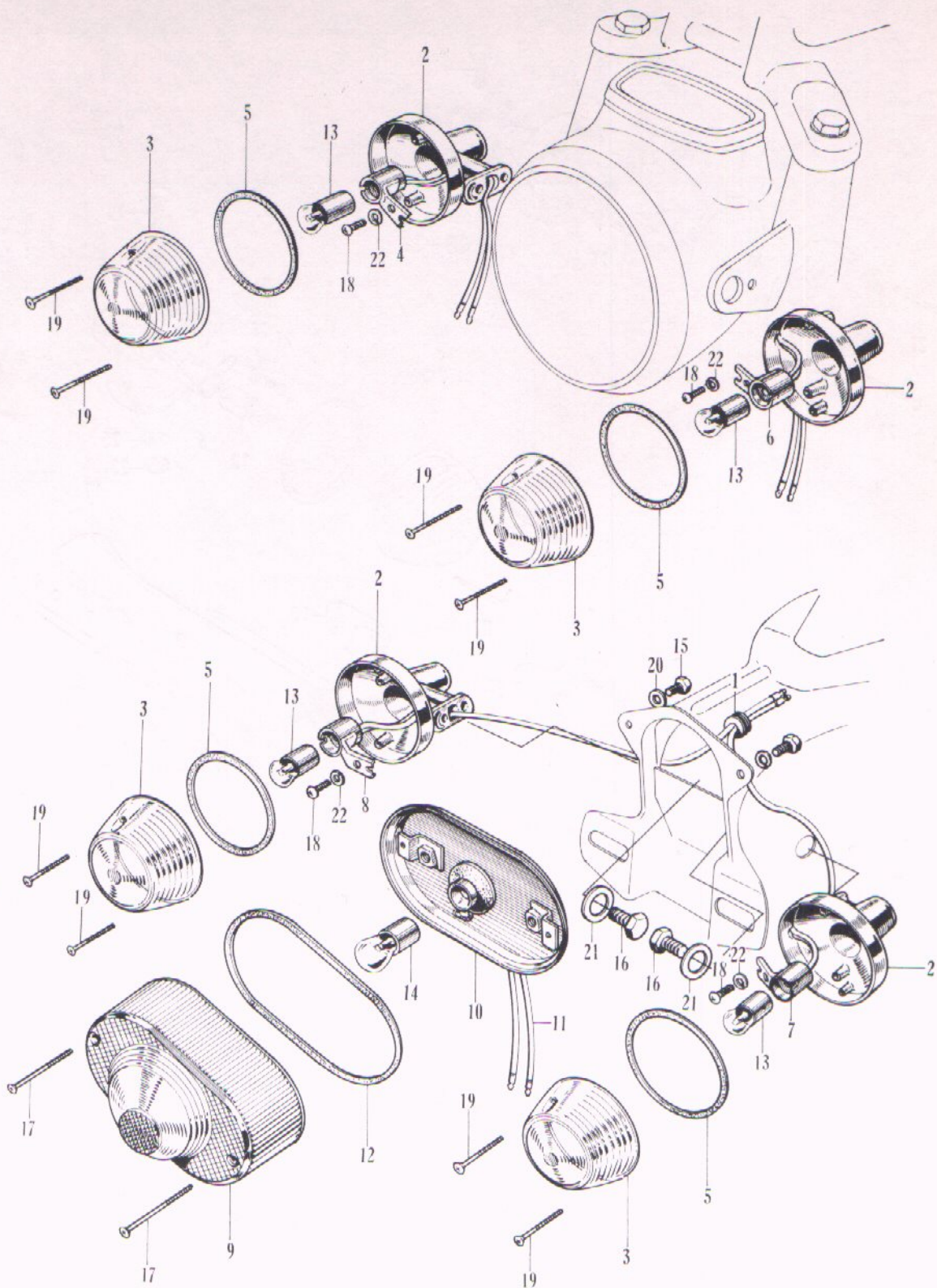
F-15 Head Light (Used in England)

Ref. No.	Part No.	Description	Reqd. No. CD 175	No. Used on		News No.
				From	To	
	33100-237-600	LIGHT ASSY., head	1	CD175-1000001.....		
1	33101-237-600	RIM, head light	1	CD175-1000001.....		
2	33108-268-000	SPRING, unit holder	3	CD175-1000001.....		
3	33120-237-600	LIGHT UNIT, head.....	1	CD175-1000001.....		
4	33130-237-600	SOCKET, head light	1	CD175-1000001.....		
5	33170-237-003	SOCKET, marker light	1	CD175-1000001.....		
6	34901-202-600	BULB, head light	1	CD175-1000001.....		
7	34902-202-600	BULB, dash (6V 4W)	1	CD175-1000001.....		
8	61301-230-620B	CASE, head light (Black)	1	CD175-1000001.....		
	61301-230-620C	CASE, head light (Scarlet).....	1	CD175-1000001.....		
	61301-230-620XD	CASE, head light	1	CD175-1000001.....		
		(Neptuneblue metallic)				
	61301-230-620XE	CASE, head light (Black metallic)...	1	CD175-1000001.....		
9	90154-268-670	BOLT, right case setting.....	2	CD175-1000001.....		
10	93500-0501202	SCREW, cross, 5x12	1		
11	94101-05000	WASHER, flat, 5 mm	1		
12	94101-08000	WASHER, flat, 8 mm	2		
13	94111-08000	WASHER, spring, 8 mm.....	2		

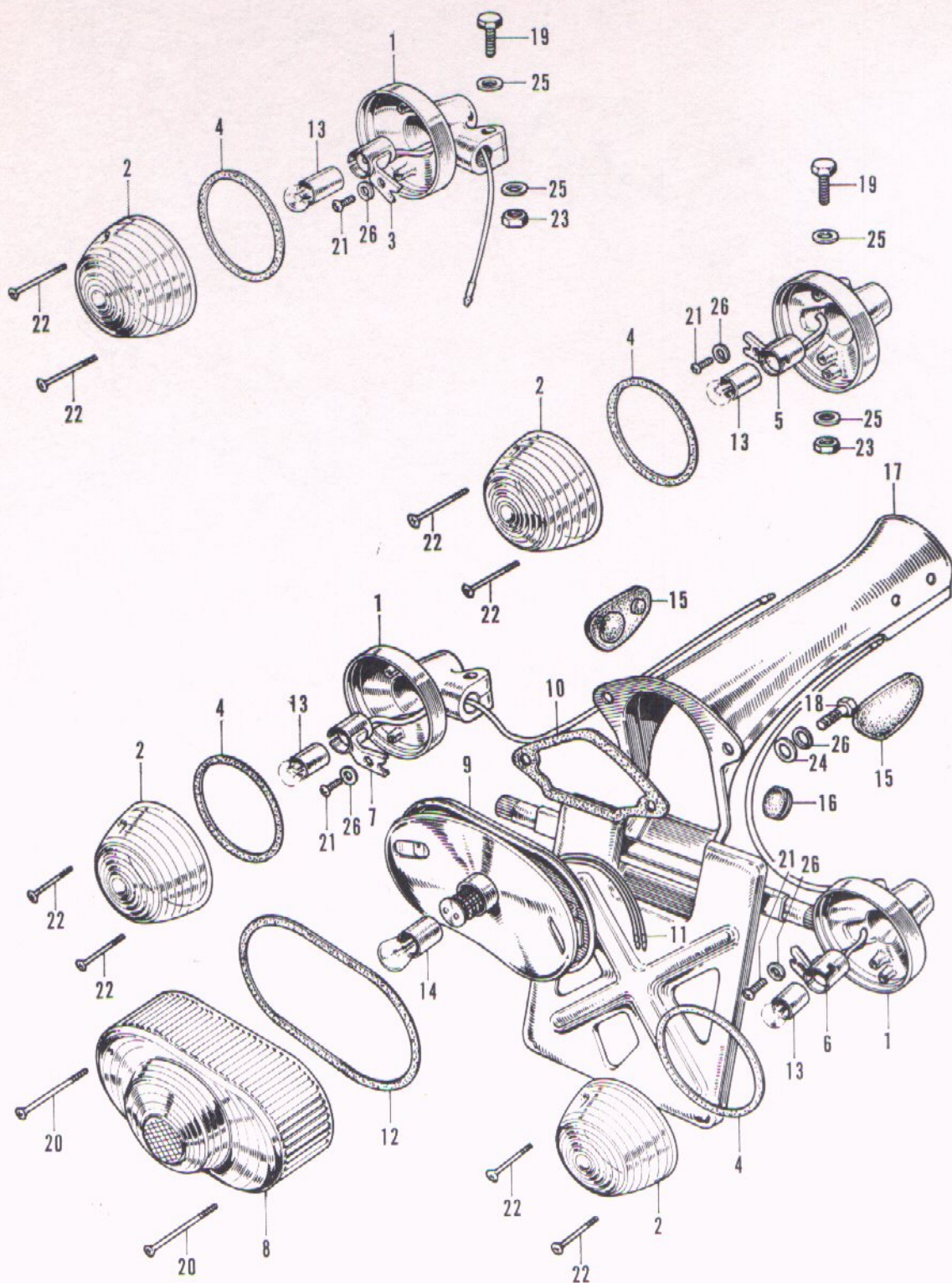
F-16 Winker · Tail Light

Ref. No.	Part No.	Description	Reqd. No. 60 175	No. Used on		News No.
				From	To	
1	32983-230-000	GROMMET, rear winker cord.....	1	CD175-1000001.....		
	33400-230-000	WINKER ASSY., right front	1	CD175-1000001.....		
2	33401-230-010	BASE, winker.....	4	CD175-1000001.....		
3	33402-268-671	LENS, winker.....	4	CD175-1000001.....		
4	33410-230-023	SOCKET, right front winker	1	CD175-1000001.....		
5	33443-268-671	PACKING, winker lens	4	CD175-1000001.....		
	33450-230-000	WINKER ASSY., left front	1	CD175-1000001.....		
6	33453-230-023	SOCKET, left front winker	1	CD175-1000001.....		
	33600-230-000	WINKER ASSY., right rear	1	CD175-1000001.....		
7	33610-230-023	SOCKET, right rear winker	1	CD175-1000001.....		
	33650-230-000	WINKER ASSY., left rear	1	CD175-1000001.....		
8	33660-230-023	SOCKET, left rear winker.....	1	CD175-1000001.....		
	33700-230-010	LIGHT ASSY., tail	1	CD175-1000001.....		
9	33701-041-003	LENS, tail light	1	CD175-1000001.....		
10	33702-230-000	BASE, tail light	1	CD175-1000001.....		
11	33707-041-000	CORD, tail light	1	CD175-1000001.....		
12	33709-041-000	PACKING, tail light lens	1	CD175-1000001.....		
13	34905-212-000	BULB, winker	4	CD175-1000001.....		
14	34906-202-610	BULB, tail light	1	CD175-1000001.....		
15	92000-05012	BOLT, hex., 5×12	2		
16	92000-08022	BOLT, hex., 8×22	2		
17	93500-0404502	SCREW, cross, 4×45	2		
18	93500-05008	SCREW, cross, 5×8.....	4		
19	93700-0302502	SCREW, cross, 3×25	8		
20	94101-05000	WASHER, flat, 5 mm	2		
21	94101-08000	WASHER, flat, 8 mm	2		
22	94111-05000	WASHER, spring, 5 mm.....	4		

F-16 Winker · Tail Light



F-17 Winker - Tail Light (Used in England)



F-17 Winker · Tail Light

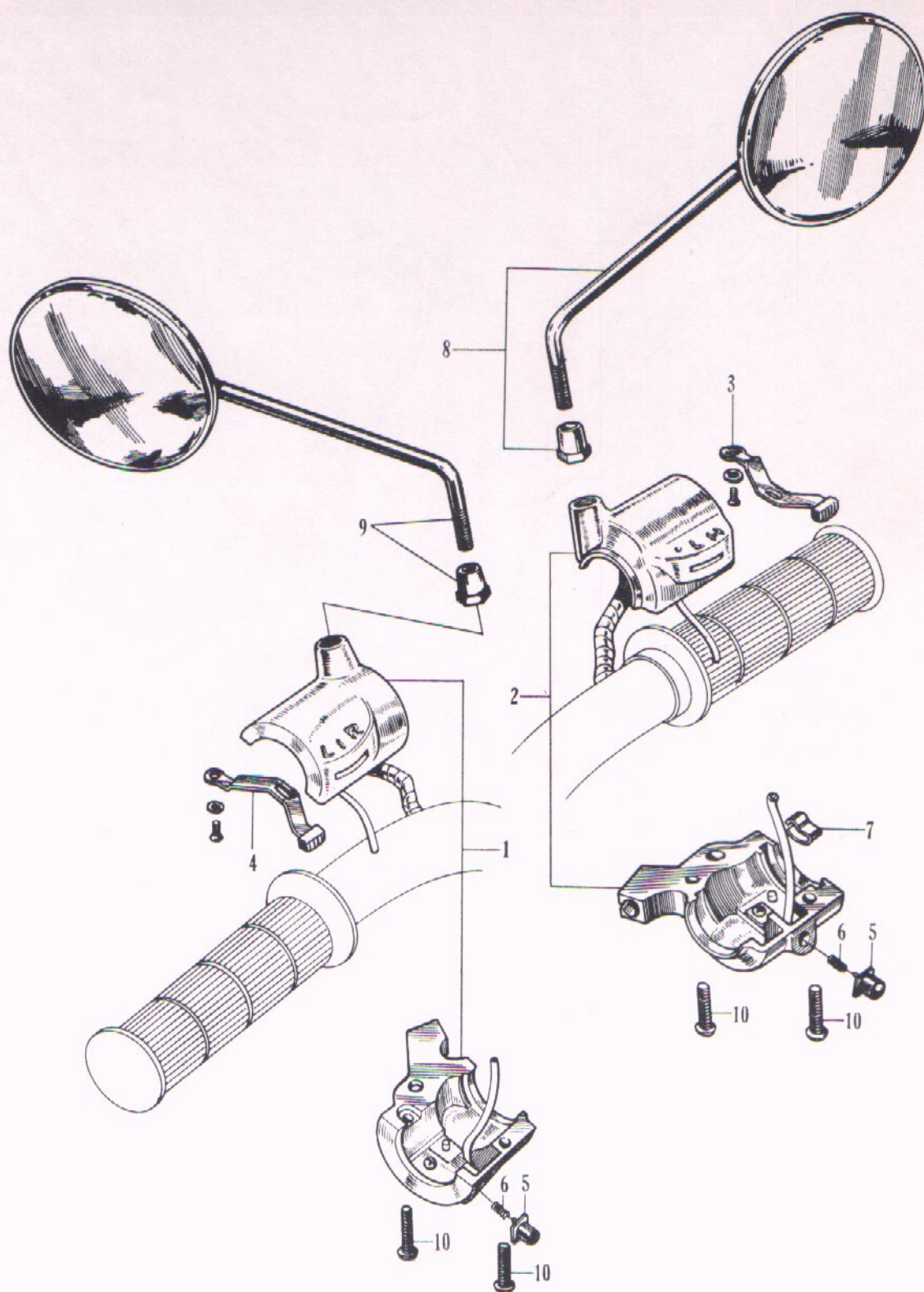
(Used in England)

Ref. No.	Part No.	Description	Reqd. No. CD 175	No. Used on		News No.
				From	To	
	33400-237-600	WINKER ASSY., right front	1	DD175-1000001.....		
1	33401-268-670	BASE, winker.....	4	CD175-1000001.....		
2	33402-268-671	LENS, winker.....	4	CD175-1000001.....		
3	33410-268-671	SOCKET, right front winker	1	CD175-1000001.....		
4	33443-268-671	PACKING, winker lens	4	CD175-1000001.....		
	33450-237-600	WINKER ASSY., left front	1	CD175-1000001.....		
5	33453-268-671	SOCKET, left front winker	1	CD175-1000001.....		
	33600-237-600	WINKER ASSY., right rear	1	CD175-1000001.....		
6	33610-237-600	SOCKET, right rear winker	1	CD175-1000001.....		
	33650-237-600	WINKER ASSY., left rear	1	CD175-1000001.....		
7	33660-237-600	SOCKET, left rear winker	1	CD175-1000001.....		
	33700-041-601	LIGHT ASSY., tail	1	CD175-1000001.....		
8	33701-041-600	LENS, tail light	1	CD175-1000001.....		
9	33702-041-671	BASE, tail light	1	CD175-1000001.....		
10	33706-041-671	CUSHION, tail light.....	1	CD175-1000001.....		
11	33707-041-671	CORD, tail light	1	CD175-1000001.....		
12	33709-041-000	PACKING, tail light lens	1	CD175-1000001.....		
13	34905-053-000	BULB, winker	4	CD175-1000001.....		
14	34906-041-671	BULB, tail light.....	1	CD175-1000001.....		
15	80103-237-600	GROMMET, rear fender	2	CD175-1000001.....		
16	80104-237-600	PLUG, rear winker cord.....	1	CD175-1000001.....		
17	84701-237-600C	BRACKET, number plate (Scarlet)	1	CD175-1000001.....		
	84701-237-600XD	BRACKET, number plate	1	CD175-1000001.....		
		(Neptuneblue metallic)				
	84701-237-600XE	BRACKET, number plate	1	CD175-1000001.....		
		(Black metallic)				
	84701-237-600Z	BRACKET, number plate	1	CD175-1000001.....		
		(Non sanding)				
18	92000-05012	BOLT, hex., 5×12	2			
19	92000-06028	BOLT, hex., 6×28	4			
20	93500-0404502	SCREW, cross, 4×45	2			
21	93500-05008	SCREW, cross, 5×8.....	4			
22	93700-0302502	SCREW, cross, 3×25	8			
23	94001-06000	NUT, hex., 6 mm	4			
24	94101-05000	WASHER, flat, 5 mm	2			
25	94101-06000	WASHER, flat, 6 mm	8			
26	94111-05000	WASHER, spring, 5 mm.....	4			

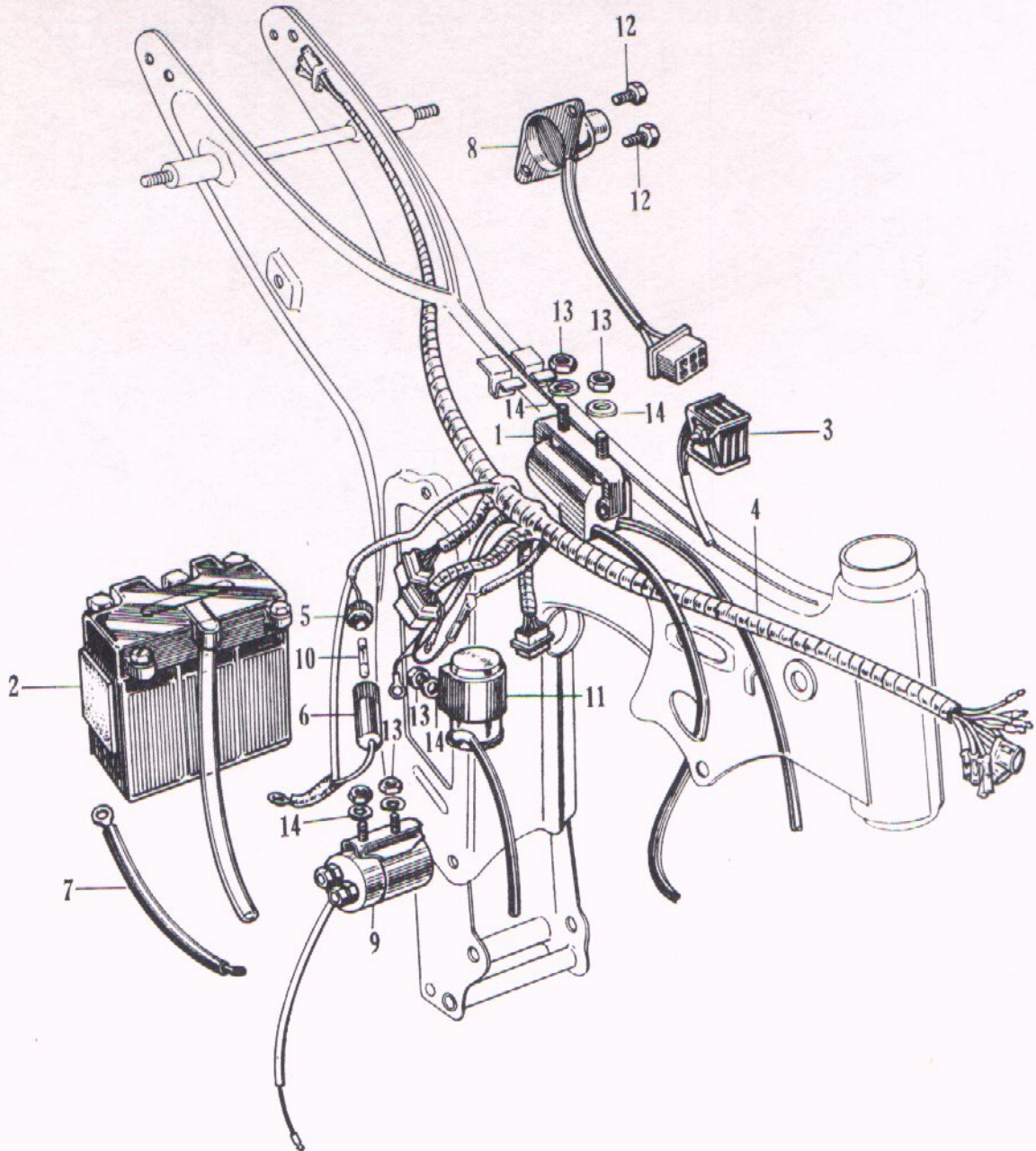
F-18 Switch

Ref. No.	Part No.	Description	Reqd. No. CD 175	No. Used on		News No.
				From	To	
1	35250-230-023	SWITCH ASSY., horn with winker...	1	CD175-1000001.....		
2	35300-230-023	SWITCH ASSY., starter with lighting	1	CD175-1000001.....		
	35300-230-621	SWITCH ASSY., starter with lighting (Used in England)	1	CD175-1000001.....		
3	35315-230-010	KNOB, starting switch.....	1	CD175-1000001.....		
	35319-028-300	KNOB, starting switch..... (Used in England)	1	CD175-1000001.....		
4	35316-230-000	KNOB, horn button switch	1	CD175-1000001.....		
5	35317-001-000	BUTTON, horn button switch push...	2	CD175-1000001.....		
6	35318-259-000	SPRING, horn button switch	2	CD175-1000001.....		
7	53163-271-000	ADJUSTER, throttle grip	1	CD175-1000001.....		
8	88110-230-000	BACK-MIRROR, right	1	CD175-1000001.....		
9	88120-230-810	BACK-MIRROR, left	1	CD175-1000001.....		
10	93500-05024	SCREW, cross, 5×24	4		

F-18 Switch



F-19 Wire Harness • Battery



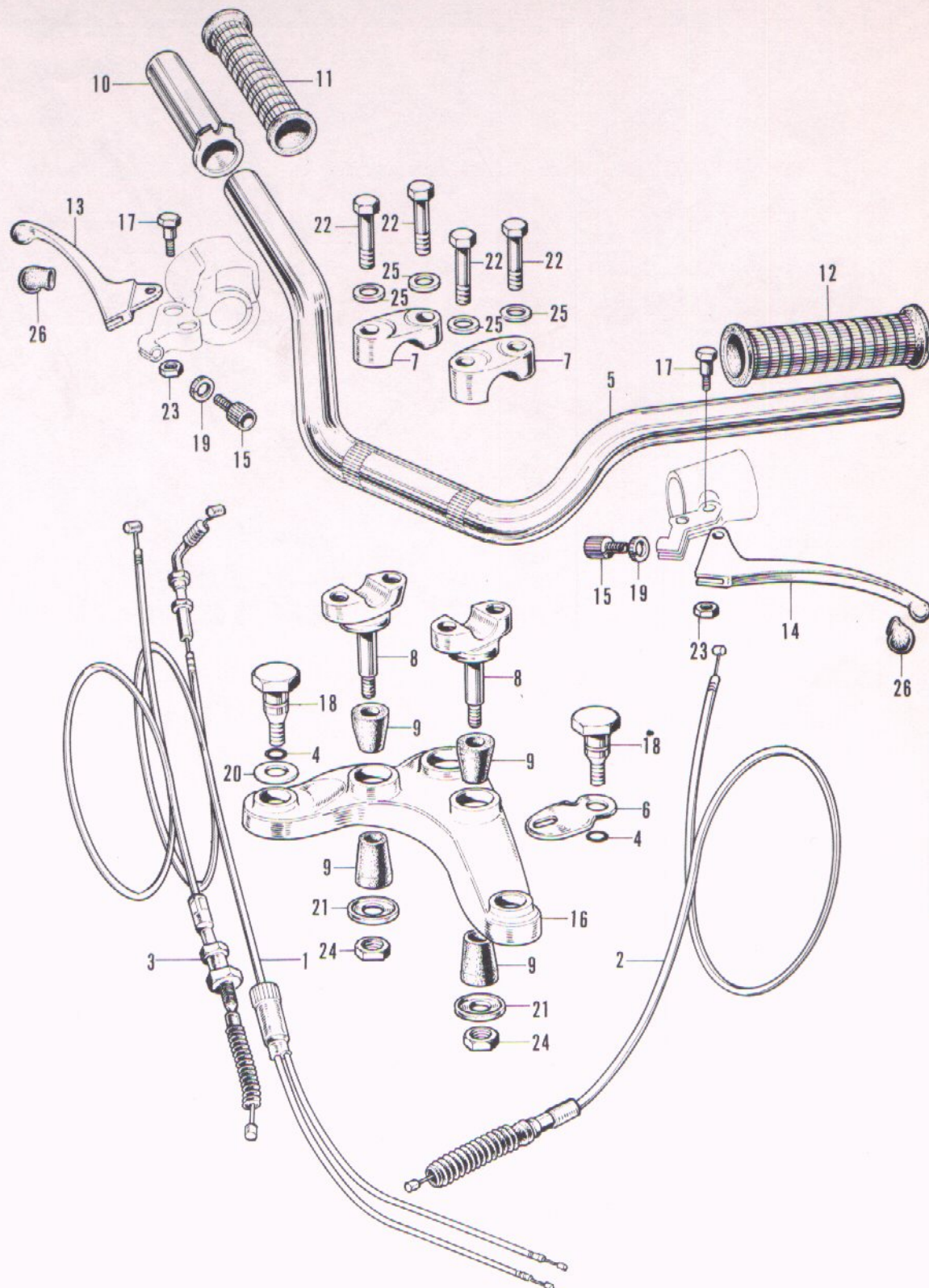
F-19 Wire Harness · Battery

Ref. No.	Part No.	Description	Reqd. No. 60 175	No. Used on		News No.
				From	To	
1	30500-230-000	COIL, ignition	1	CD175-1000001.....		
2	31500-237-680	BATTERY	1	CD175-1000001.....		
3	31700-230-000	RECTIFIER, selenium.....	1	CD175-1000001.....		
4	32100-237-680	HARNESS, wire	1	CD175-1000001.....		
	32100-237-600	HARNESS, wire (Used in England)...	1	CD175-1000001.....		
5	32106-253-010	CONNECTOR B, fuse	1	CD175-1000001.....		
6	32112-253-010	CONNECTOR A, fuse	1	CD175-1000001.....		
7	32601-237-680	CABLE, battery earth	1	CD175-1000001.....		
8	35100-230-013	SWITCH, combination	1	CD175-1000001.....		
	35100-230-006	SWITCH, combination	1	CD175-1000001.....		
	35010-230-013	SWITCH-KIT, combination	1	CD175-1000001.....		
	35010-230-006	SWITCH-KIT, combination	1	CD175-1000001.....		
9	35850-230-000	SWITCH, starter magnetic.....	1	CD175-1000001.....		
10	38201-250-000	FUSE	1	CD175-1000001.....		
11	38300-230-040	RELAY, winker	1	CD175-1000001.....		
	38300-237-600	RELAY, winker (Used in England)...	1	CD175-1000001.....		
12	92000-06008	BOLT, hex., 6×8	2		
13	94001-06000	NUT, hex., 6 mm	6		
14	94101-06000	WASHER, flat, 6 mm	6		

F-20 Steering Handle (CB175)

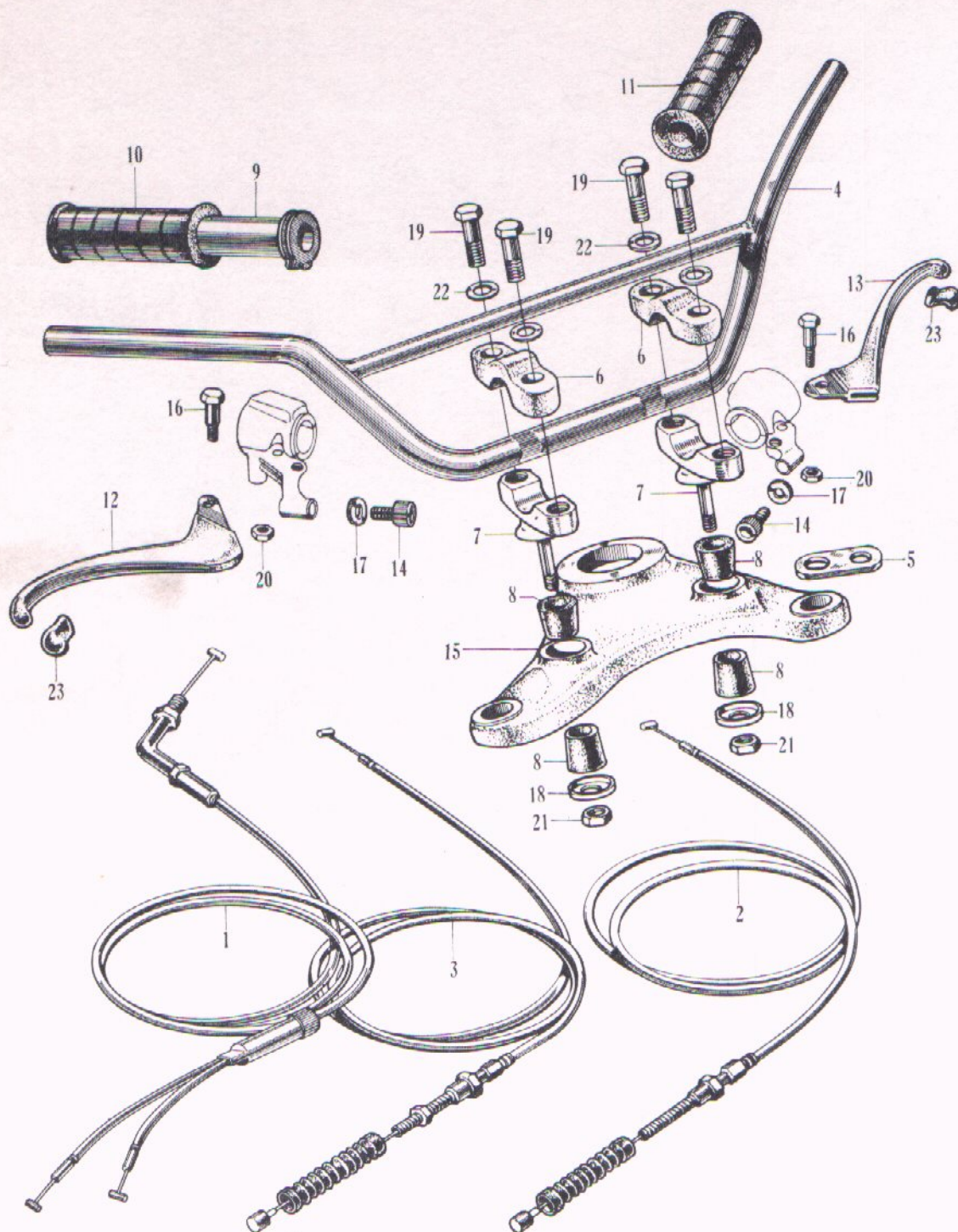
Ref. No.	Part No.	Description	Reqd. No. CB 175	No. Used on		News No.
				From	To	
1	17910-240-000	WIRE, throttle	1	CB175-1000001.....		
2	22870-223-000	WIRE, clutch	1	CB175-1000001.....		
3	45450-216-000	WIRE, front brake	1	CB175-1000001.....		
4	51493-273-000	O RING, 8.4×2.4	2	CB175-1000001.....		
5	53100-240-000	PIPE, steering handle	1	CB175-1000001.....		
6	53126-216-810	KEEPER, helmet	1	CB175-1000001.....		
7	53131-283-000	HOLDER, handle pipe.....	2	CB175-1000001.....		
8	53132-237-000	HOLDER, under, handle pipe	2	CB175-1000001.....		
9	53133-236-000	RUBBER, handle cushion	4	CB175-1000001.....		
10	53141-240-000	PIPE, throttle grip	1	CB175-1000001.....		
11	53165-283-000	RUBBER, grip, right	1	CB175-1000001.....		
12	53166-283-000	RUBBER, grip left	1	CB175-1000001.....		
13	53175-216-670	LEVER, right, steering handle	1	CB175-1000001.....		
14	53178-216-670	LEVER, left, steering handle	1	CB175-1000001.....		
15	53192-268-000	BOLT, clutch wire adjusting.....	2	CB175-1000001.....		
16	53230-235-000	BRIDGE, fork top	1	CB175-1000001.....		
17	90114-268-020	BOLT, handle lever pivot	2	CB175-1000001.....		
18	90123-273-000	BOLT, front fork	2	CB175-1000001.....		
19	90321-268-000	NUT, fixing.....	2	CB175-1000001.....		
20	90506-273-000	WASHER, front fork	1	CB175-1000001.....		
21	90535-283-000	WASHER, handle cushion.....	2	CB175-1000001.....		
22	92000-0803602	BOLT, hex., 8×36	4		
23	94001-06000	NUT, hex., 6 mm	2		
24	94001-10000	NUT, hex., 10 mm.....	2		
25	94101-08000	WASHER, flat, 8 mm	4		
26	95010-16000	CAP, control lever, A-type	2		

F-20 Steering Handle (CB175)



FRAME CB175-CL175

F-21 Steering Handle (CL175)




F-21 Steering Handle (CL175)

Ref. No.	Part No.	Description	Reqd. No. CL 175	No. Used on		News No.
				From	To	
1	17910-236-000	WIRE, throttle	1	CL175-1000001.....		
2	22870-223-000	WIRE, clutch	1	CL175-1000001.....		
3	45450-236-000	WIRE, front brake	1	CL175-1000001.....		
4	53100-241-000	PIPE, steering handle	1	CL175-1000001.....		
5	53126-216-810	KEEPER, helmet	1	CL175-1000001.....		
6	53131-283-000	HOLDER, handle pipe.....	2	CL175-1000001.....		
7	53132-237-000	HOLDER, under, handle pipe	2	CL175-1000001.....		
8	53133-236-000	RUBBER, handle cushion	4	CL175-1000001.....		
9	53141-240-000	PIPE, throttle grip	1	CL175-1000001.....		
10	53165-283-000	RUBBER, right, grip	1	CL175-1000001.....		
11	53166-283-000	RUBBER, left, grip	1	CL175-1000001.....		
12	53175-216-670	LEVER, right, steering handle	1	CL175-1000001.....		
13	53178-216-670	LEVER, left, steering handle.....	1	CL175-1000001.....		
14	53192-268-000	BOLT, clutch, wire adjust	2	CL175-1000001.....		
15	53230-235-000	BRIDGE, fork top.....	1	CL175-1000001.....		
16	90114-268-020	BOLT, handle lever pivot	2	CL175-1000001.....		
17	90321-268-000	NUT, fixing.....	2	CL175-1000001.....		
18	90535-283-000	WASHER, handle cushion	2	CL175-1000001.....		
19	92000-0803602	BOLT, hex., 8×36	4		
20	94001-06000	NUT, hex., 6 mm	2		
21	94001-10000	NUT, hex., 10 mm	2		
22	94101-08000	WASHER, flat, 8mm	4		
23	95010-16000	CAP, control lever, A-type	2		


F-22 Front Cushion (CB175)

Ref. No.	Part No.	Description	Reqd. No. CB 175	No. Used on		News No.
				From	To	
1	51400-240-000S	FORK ASSY., right front	1	CB175-1000001.....		
	51500-235-000S	FORK ASSY., left front.....	1	CB175-1000001.....		
2	51401-216-000	SPRING, front cushion	2	CB175-1000001.....		
3	51402-240-000S	COVER, bottom case	2	CB175-1000001.....		
4	51410-240-000	PIPE, front fork	2	CB175-1000001.....		
	51420-240-000S	CASE, bottom, right front fork	1	CB175-1000001.....		
5	51520-235-000S	CASE, bottom, left front fork	1	CB175-1000001.....		
6	51442-216-010	PISTON, front fork	2	CB175-1000001.....		
7	51443-222-000	VALVE, front damper.....	2	CB175-1000001.....		
8	51444-222-000	RING, fork pipe stopper.....	2	CB175-1000001.....		
9	51445-216-000	SNAP RING, fork piston	2	CB175-1000001.....		
10	51446-222-000	RING, fork valve stopper	2	CB175-1000001.....		
11	51447-216-000	RING, piston stopper	2	CB175-1000001.....		
12	51451-216-010	GUIDE, front fork pipe	2	CB175-1000001.....		
13	51493-273-000	O RING, 8.4×2.4 mm	2	CB175-1000001.....		
14	51602-235-670B	COVER, upper, right front fork	1	CB175-1000001.....		
		(Black)				
	51602-235-670C	COVER, upper, right front fork	1	CB175-1000001.....		
		(Scarlet)				
	51602-235-670E	COVER, upper, right front fork	1	CB175-1000001.....		
		(Royal blue)				
	51602-235-670Z	COVER, upper, right front fork	1	CB175-1000001.....		
		(Non sanding)				
15	51601-216-670	CUSHION, upper, front fork cover...	2	CB175-1000001.....		
16	51623-235-670	CAP, front fork upper cover	2	CB175-1000001.....		
17	51606-235-670B	COVER, upper, left front fork.....	1	CB175-1000001.....		
		(Black)				
	51606-235-670C	COVER, upper, left front fork.....	1	CB175-1000001.....		
		(Scarlet)				
	51606-235-670E	COVER, upper, left front fork.....	1	CB175-1000001.....		
		(Royal blue)				
	51606-235-670Z	COVER, upper, left front fork.....	1	CB175-1000001.....		
		(Non sanding)				
18	51608-216-670	RIB, front fork	2	CB175-1000001.....		
19	51611-240-000B	COVER, lower, right front fork	1	CB175-1000001.....		
		(Black)				
	51611-240-000C	COVER, lower, right front fork	1	CB175-1000001.....		
		(Scarlet)				

F-22 Front Cushion (CB175)



F-22 Front Cushion (CB175)




F-22 Front Cushion (CB175)

Ref. No.	Part No.	Description	Reqd. No. CB 175	No. Used on		News No.
				From	To	
	51611-240-000E	COVER, lower, right front fork (Royal blue)	1	CB175-1000001.....		
	51611-240-000Z	COVER, lower, right front fork (Non sanding)	1	CB175-1000001.....		
20	51612-240-000B	COVER, lower, left front fork..... (Black)	1	CB175-1000001.....		
	51612-240-000C	COVER, lower, left front fork..... (Scarlet)	1	CB175-1000001.....		
	51612-240-000E	COVER, lower, left front fork..... (Royal blue)	1	CB175-1000001.....		
	51612-240-000Z	COVER, lower, left front fork..... (Non sanding)	1	CB175-1000001.....		
21	51622-216-670	PACKING, front fork rib	2	CB175-1000001.....		
22	53162-216-810	KEEPER, helmet	1	CB175-1000001.....		
23	90123-273-000	BOLT, front fork	2	CB175-1000001.....		
24	90506-273-000	WASHER, front fork	1	CB175-1000001.....		
25	90543-273-000	PACKING, fork drain cock	2	CB175-1000001.....		
26	90557-230-000	WASHER, 15.2×25	2	CB175-1000001.....		
27	90667-216-000	CIRCLIP, internal, 41 mm	2	CB175-1000001.....		
28	90755-216-000	OIL-SEAL, front fork.....	2	CB175-1000001.....		
29	92000-06012	BOLT, hex., 6×12	2		

F-23 Front Cushion (CL175)

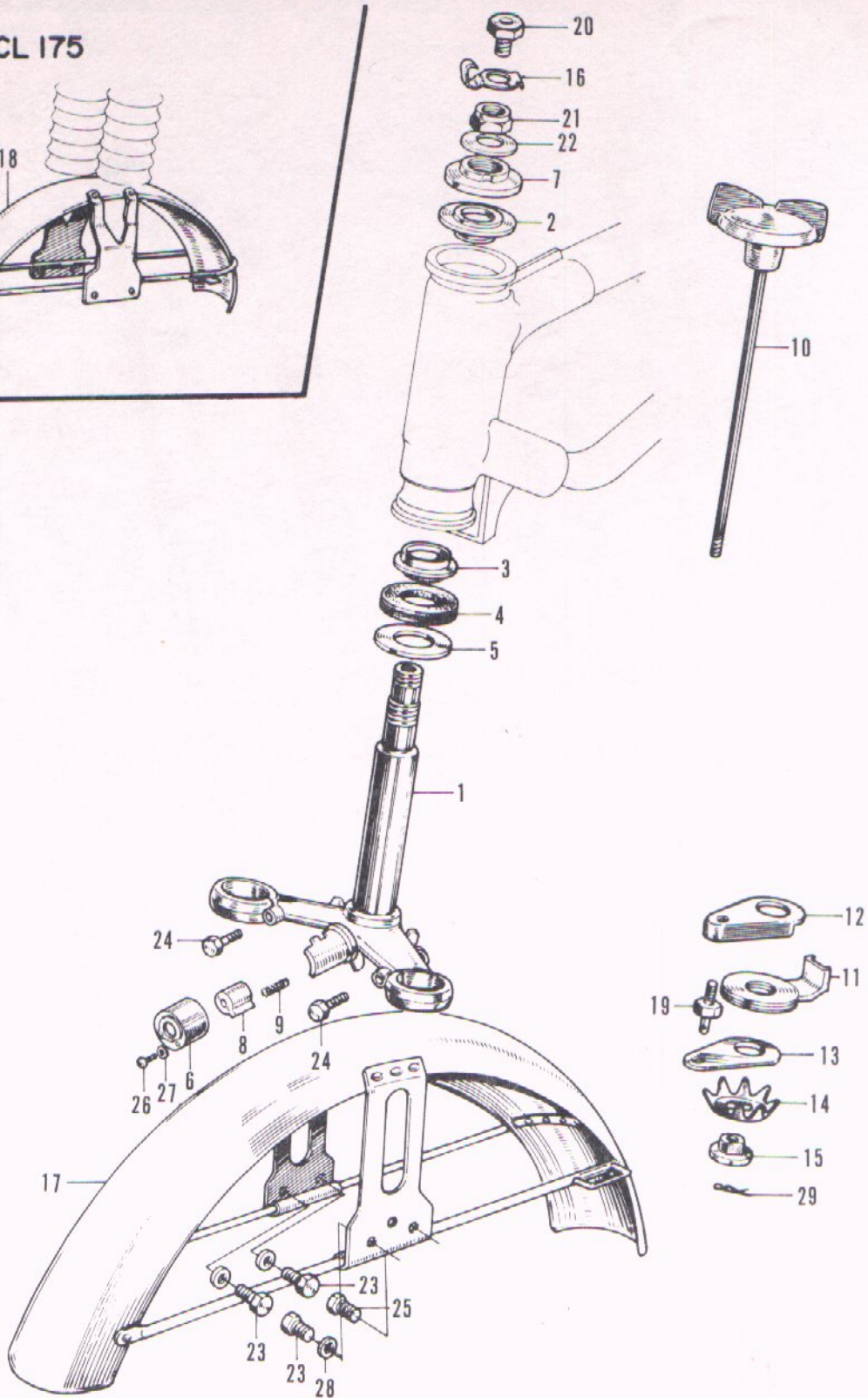
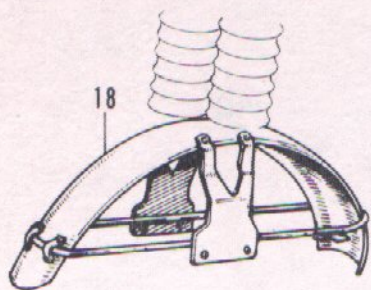
Ref. No.	Part No.	Description	Reqd. No. CL 175	No. Used on		News No.
				From	To	
1	51400-241-000S	FORK ASSY., right front	1	CL175-1000001.....		
	51500-236-000S	FORK ASSY., left front.....	1	CL175-1000001.....		
2	51401-223-000	SPRING, front cushion	2	CL175-1000001.....		
3	51410-240-000	PIPE, front fork	2	CL175-1000001.....		
	51420-241-000S	CASE, bottom, right front fork	1	CL175-1000001.....		
4	51520-236-000S	CASE, bottom, left front fork	1	CL175-1000001.....		
5	51442-216-010	PISTON, front fork.....	2	CL175-1000001.....		
6	51443-222-000	VALVE, front damper.....	2	CL175-1000001.....		
7	51444-222-000	RING, fork pipe stopper.....	2	CL175-1000001.....		
8	51445-216-000	SNAP-RING, fork piston	2	CL175-1000001.....		
9	51446-222-000	RING, fork valve stopper	2	CL175-1000001.....		
10	51447-216-000	RING, piston stopper	2	CL175-1000001.....		
11	51451-216-010	GUIDE, front fork pipe	2	CL175-1000001.....		
12	51493-273-000	O RING, 8.4×2.4	2	CL175-1000001.....		
13	51602-236-670B	COVER, right, front fork (Black) ...	1	CL175-1000001.....		
	51602-236-670C	COVER, right, front fork (Scarlet) ...	1	CL175-1000001.....		
	51602-236-670Z	COVER, right, front fork (Non sanding)	1	CL175-1000001.....		
14	51601-216-670	CUSHION, upper, front fork cover .	2	CL175-1000001.....		
15	51623-235-670	CAP, front fork upper cover	2	CL175-1000001.....		
16	51606-236-670B	COVER, left, front fork (Black)	1	CL175-1000001.....		
	51606-236-670C	COVER, left, front fork (Scarlet) ...	1	CL175-1000001.....		
	51606-236-670Z	COVER, left, front fork..... (Non sanding)	1	CL175-1000001.....		
17	51611-223-010	BOOT, front fork.....	2	CL175-1000001.....		
18	51621-223-000	DUST-SEAL, front fork	2	CL175-1000001.....		
19	51622-223-000	CUSHION, lower, front fork cover .	2	CL175-1000001.....		
20	53126-216-810	KEEPER, helmet	1	CL175-1000001.....		
21	90123-273-000	BOLT, front fork	2	CL175-1000001.....		
22	90506-273-000	WASHER, front fork	1	CL175-1000001.....		
23	90543-273-000	PACKING, front fork drain cock ...	2	CL175-1000001.....		
24	90557-230-000	WASHER, 15.2×25	2	CL175-1000001.....		
25	90667-216-000	CIRCLIP, internal, 41 mm	2	CL175-1000001.....		
26	90755-216-000	OIL-SEAL, front fork.....	2	CL175-1000001.....		
27	92000-06008	BOLT, hex., 6×8	2		

F-23 Front Cushion (CL175)



F-24 Steering Stem • Front Fender

CL 175



F-24 Steering Stem - Front Fender

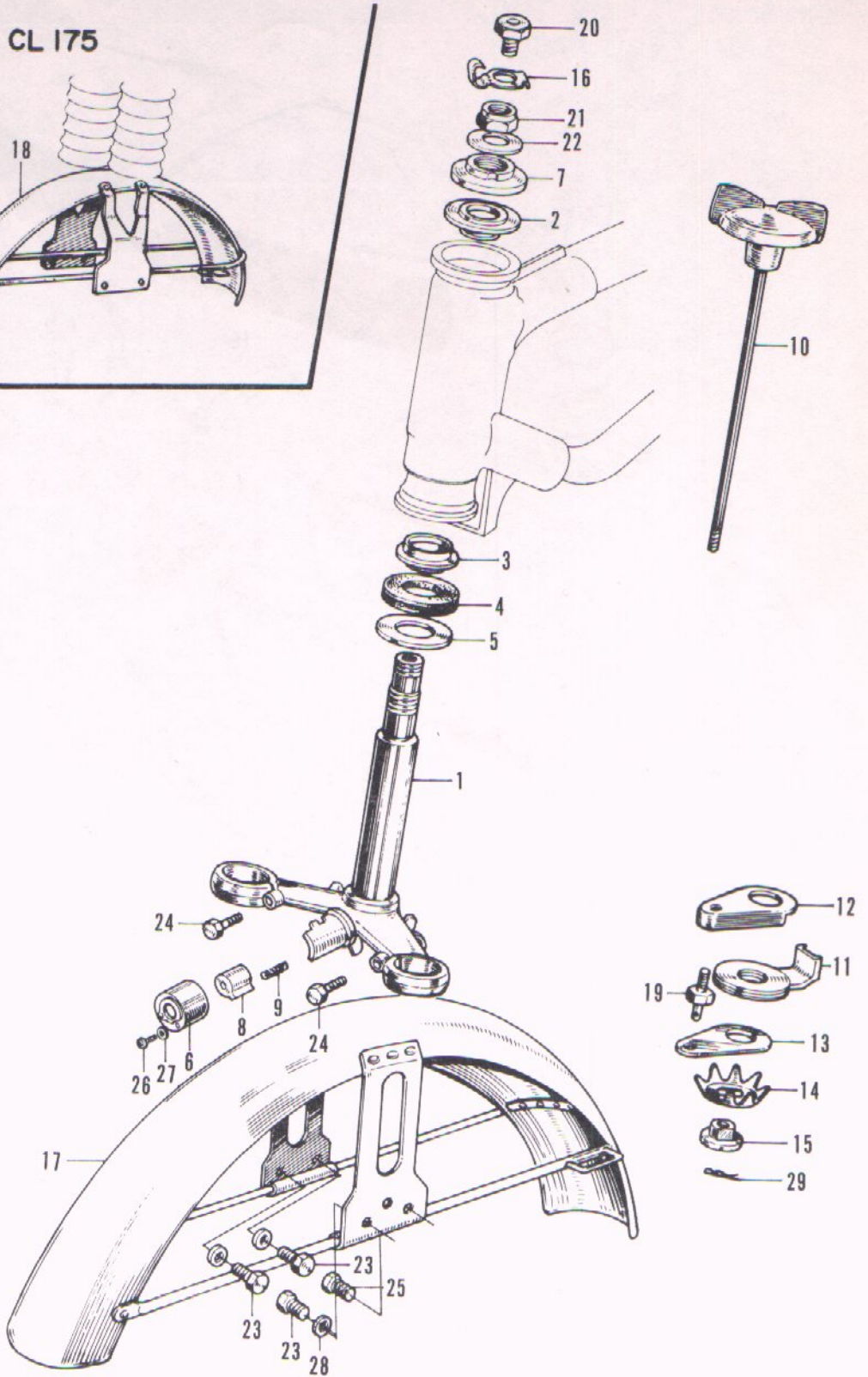
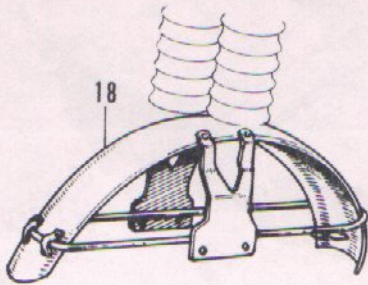
Ref. No.	Part No.	Description	Reqd. No.		No. Used on		News No.
			CB 175	CL 175	From	To	
1	53200-240-000B	STEM, steering (Black)	1	1	CB175-1000001.....	CL175-1000001	
	53200-240-000C	STEM, steering (Scarlet).....	1	1	CB175-1000001.....	CL175-1000001	
	53200-240-000E	STEM, steering (Royal blue).....	1		CB175-1000001.....		
	53200-240-000Z	STEM, steering (Non sanding).....	1	1	CB175-1000001.....	CL175-1000001	
2	53211-200-305	RACE, steering top cone	1	1	CB175-1000001.....	CL175-1000001	
3	53212-200-305	RACE, steering bottom cone.....	1	1	CB175-1000001.....	CL175-1000001	
4	53214-200-000	DUST-SEAL, steering head	1	1	CB175-1000001.....	CL175-1000001	
5	53215-200-000	WASHER, steering head dust-seal ...	1	1	CB175-1000001.....	CL175-1000001	
6	53215-230-000	COVER, handle lock case	1	1	CB175-1000001.....	CL175-1000001	
7	53220-230-010	THREAD, steering head top.....	1	1	CB175-1000001.....	CL175-1000001	
8	53600-230-000	LOCK, handle	1	1	CB175-1000001.....	CL175-1000001	
9	53631-268-020	SPRING, handle lock	1	1	CB175-1000001.....	CL175-1000001	
10	53740-236-000	KNOB, steering damper	1	1	CB175-1000001.....	CL175-1000001	
11	53750-216-000	DISK, steering damper friction	1	1	CB175-1000001.....	CL175-1000001	
12	53761-216-000	PLATE A, steering damper	1	1	CB175-1000001.....	CL175-1000001	
13	53762-216-000	PLATE B, steering damper	1	1	CB175-1000001.....	CL175-1000001	
14	53763-216-000	SPRING, steering damper	1	1	CB175-1000001.....	CL175-1000001	
15	53764-283-000	NUT, steering damper.....	1	1	CB175-1000001.....	CL175-1000001	
16	53765-283-000	SPRING, steering damper locking ...	1	1	CB175-1000001.....	CL175-1000001	
17	61100-235-000S	FENDER, front	1		CB175-1000001.....		
18	61100-236-000S	FENDER, front		1	CL175-1000001.....		
19	90118-268-000	BOLT, friction disk anchor	1	1	CB175-1000001.....	CL175-1000001	
20	90131-268-010	BOLT, damper lock spring setting ...	1	1	CB175-1000001.....	CL175-1000001	

F-24 Steering Stem - Front Fender

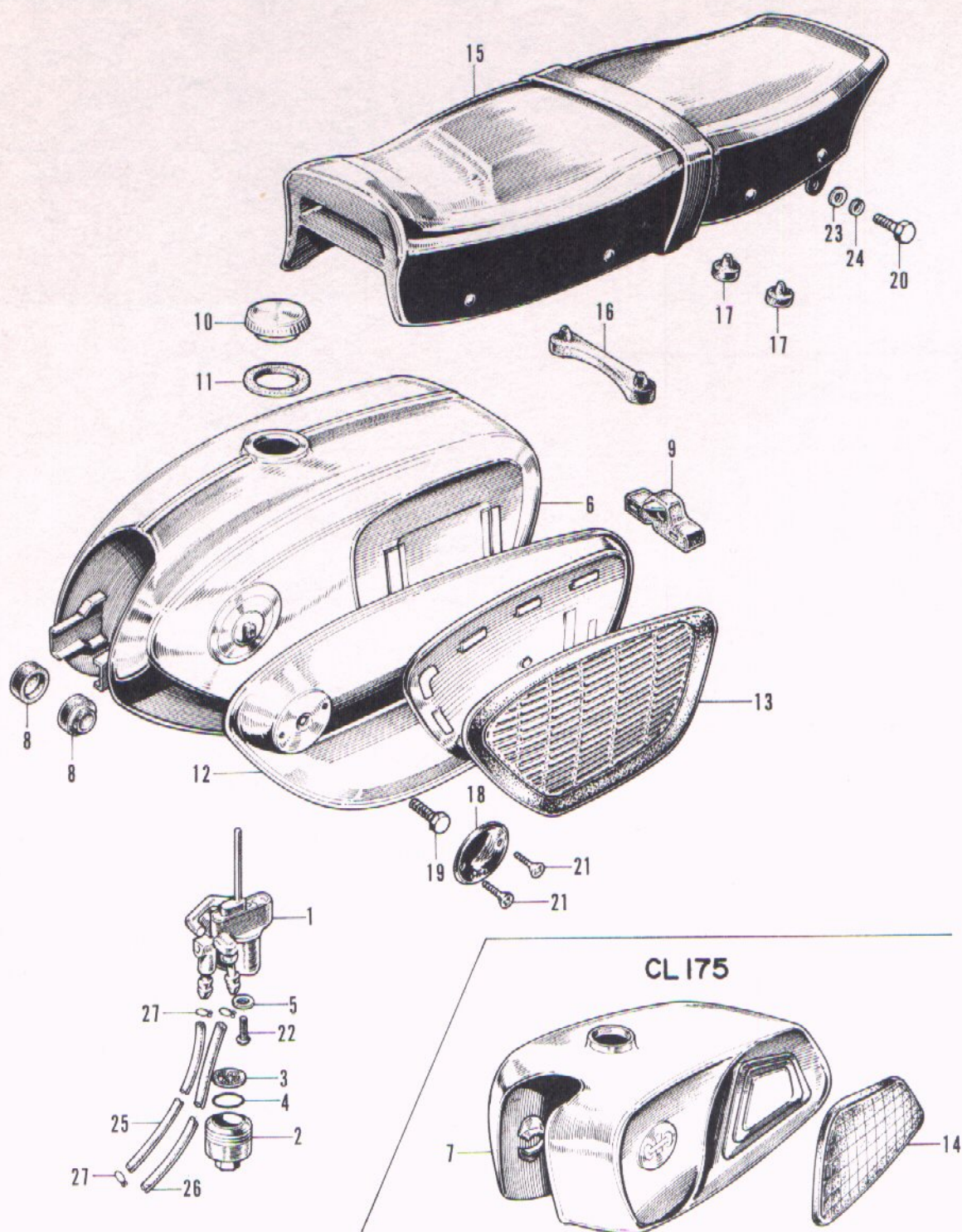
Ref. No.	Part No.	Description	Reqd. No.		No. Used on		News No.
			CB 175	CL 175	From	To	
21	90304-236-000	NUT, steering head stem	1	1	CB175-1000001.....	CL175-1000001	
22	90503-222-000	WASHER, steering stem	1	1	CB175-1000001.....	CL175-1000001	
23	92000-06016	BOLT, hex., 6×16	3	3		
24	92000-08032	BOLT, hex., 8×32	2	2		
25	93200-08028	BOLT, hex., 8×28	1	1		
26	93500-03008	SCREW, cross, 3×8.....	1	1		
27	94101-03000	WASHER, flat, 3 mm	1	1		
28	94101-06000	WASHER, flat, 6 mm	3	3		
29	94251-06000	PIN, snap, 6 mm	1	1		

F-24 Steering Stem - Front Fender

CL 175



F-25 Fuel Tank · Seat



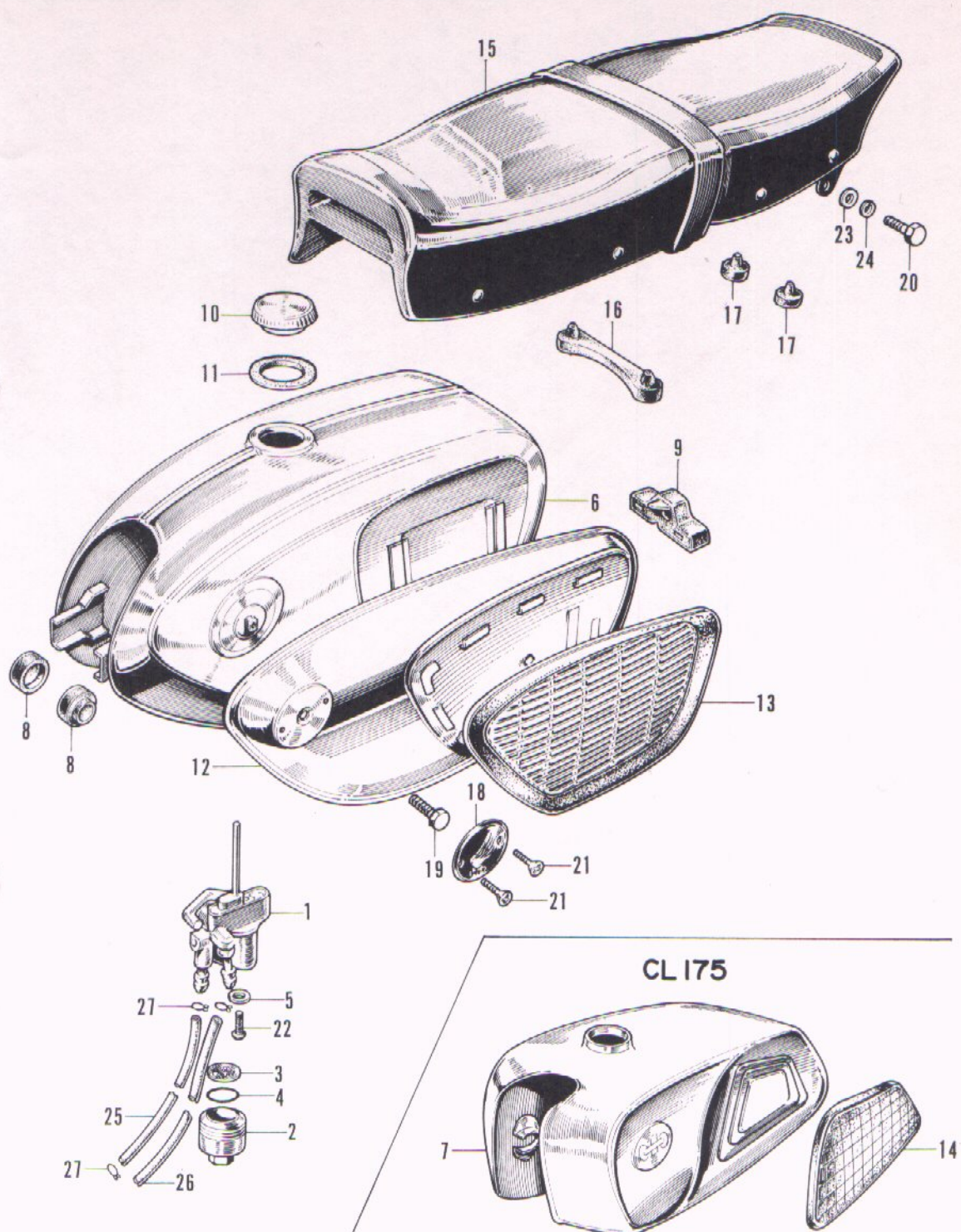
F-25 Fuel Tank • Seat

Ref. No.	Part No.	Description	Reqd. No.		No. Used on		News No.
			CB 175	CL 175	From	To	
	16950-240-000	COCK ASSY., fuel	1	1	CB175-1000001.....	CL175-1000001	
1	16951-235-000	BODY, fuel cock	1	1	CB175-1000001.....	CL175-1000001	
2	16952-028-000	CUP, fuel cock strainer	1	1	CB175-1000001.....	CL175-1000001	
3	16957-028-000	SCREEN, fuel strainer	1	1	CB175-1000001.....	CL175-1000001	
4	16958-028-000	PACKING, fuel strainer cup.....	1	1	CB175-1000001.....	CL175-1000001	
5	16993-011-000	PACKING, fuel cock fixing	1	1	CB175-1000001.....	CL175-1000001	
6	17500-240-000B	TANK, fuel (Black)	1		CB175-1000001.....		
	17500-240-000C	TANK, fuel (Scarlet)	1		CB175-1000001.....		
	17500-240-000E	TANK, fuel (Royal blue)	1		CB175-1000001.....		
	17500-240-000Z	TANK, fuel (Non sanding)	1		CB175-1000001.....		
7	17500-242-000S	TANK, fuel.....		1	CL175-1000001.....		
	17500-242-000Z	TANK, fuel (Non sanding)		1	CL175-1000001.....		
8	17611-230-010	CUSHION, front, fuel tank	2	2	CB175-1000001.....	CL175-1000001	
9	17613-230-010	CUSHION, rear, fuel tank.....	1	1	CB175-1000001.....	CL175-1000001	
10	17620-259-000	CAP, fuel filler	1	1	CB175-1000001.....	CL175-1000001	
11	17631-259-000	PACKING, fuel filler cap	1	1	CB175-1000001.....	CL175-1000001	
	17640-240-000	COVER, right, fuel tank side	1		CB175-1000001.....		
12	17650-240-000	COVER, left, fuel tank side	1		CB175-1000001.....		
	17661-216-000	RUBBER, right, knee grip.....	1		CB175-1000001.....		
	17661-223-000	RUBBER, right, knee grip.....		1	CL175-1000001.....		
13	17662-216-000	RUBBER, left, knee grip	1		CB175-1000001.....		
14	17662-223-000	RUBBER, left, knee grip		1	CL175-1000001.....		
15	77100-240-000A	SEAT	1		CB175-1000001.....		
	77100-241-000A	SEAT		1	CL175-1000001.....		
16	77101-240-000	RUBBER, seat setting	1	1	CB175-1000001.....	CL175-1000001	
17	77104-216-000	DAMPER, seat	2	2	CB175-1000001.....	CL175-1000001	

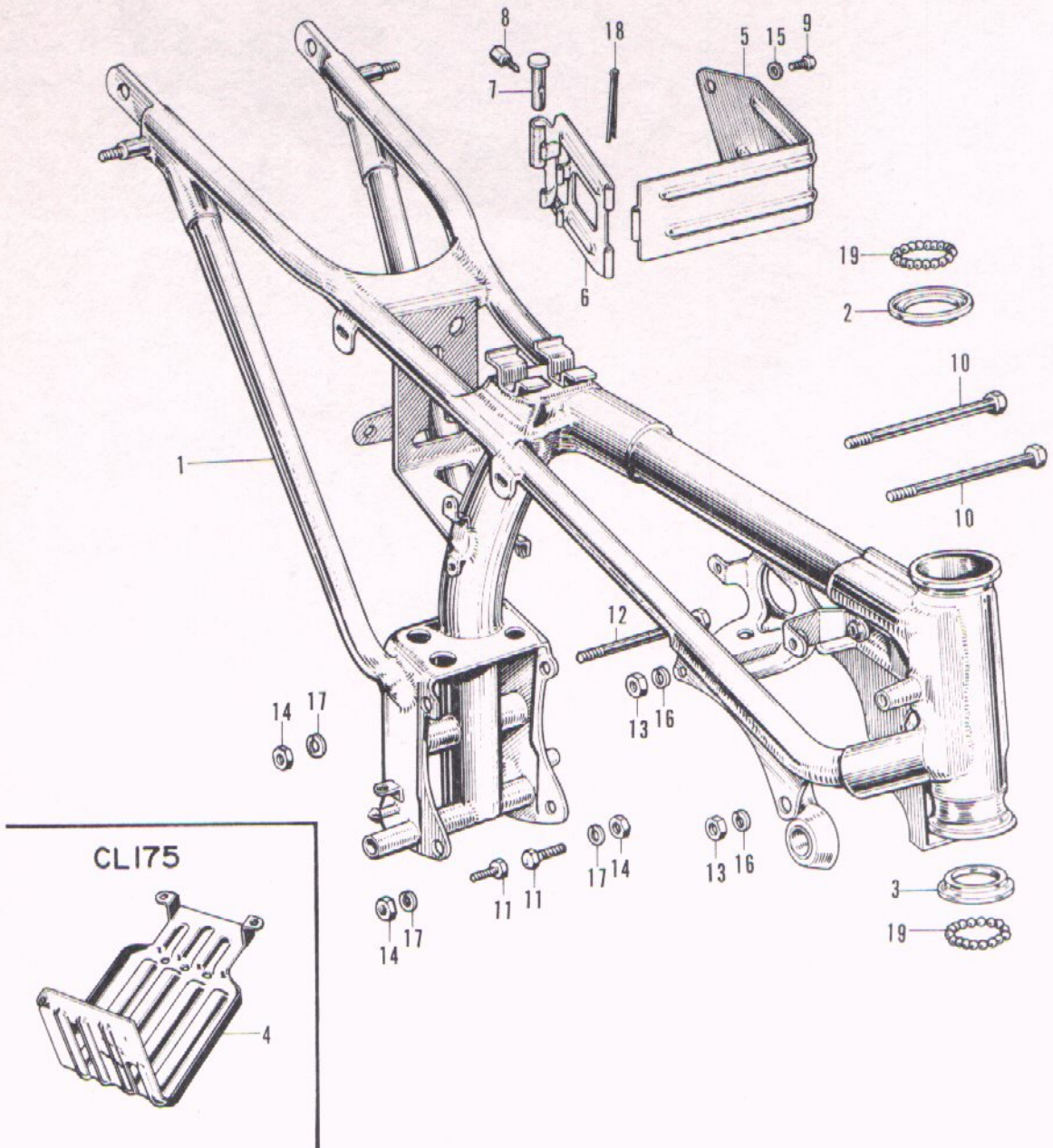
F-25 Fuel Tank - Seat

Ref. No.	Part No.	Description	Reqd. No.		No. Used on		News No.
			CB 175	CL 175	From	To	
	87121-237-000	EMBLEM, right.....	1	1	CB175-1000001.....	CL175-1000001	
18	87122-237-000	EMBLEM, left	1	1	CB175-1000001.....	CL175-1000001	
19	92000-06008	BOLT, hex., 6×8	2			
20	92000-08016	BOLT, hex., 8×16	2	1		
	92000-08020	BOLT, hex., 8×20		1		
21	93500-03008	SCREW, cross, 3×8.....	4	4		
22	93500-06025	SCREW, cross, 6×25	1	1		
23	94101-08000	WASHER, flat, 8 mm	2	2		
24	94111-08000	WASHER, spring, 8 mm.....	2	2		
25	95001-50190	TUBE, fuel, 5×190	1	1		
26	95001-50210	TUBE, fuel, 5×210	1	1		
27	95002-50000	CLIP, fuel tube	4	4		

F-25 Fuel Tank · Seat



F-26 Frame Body



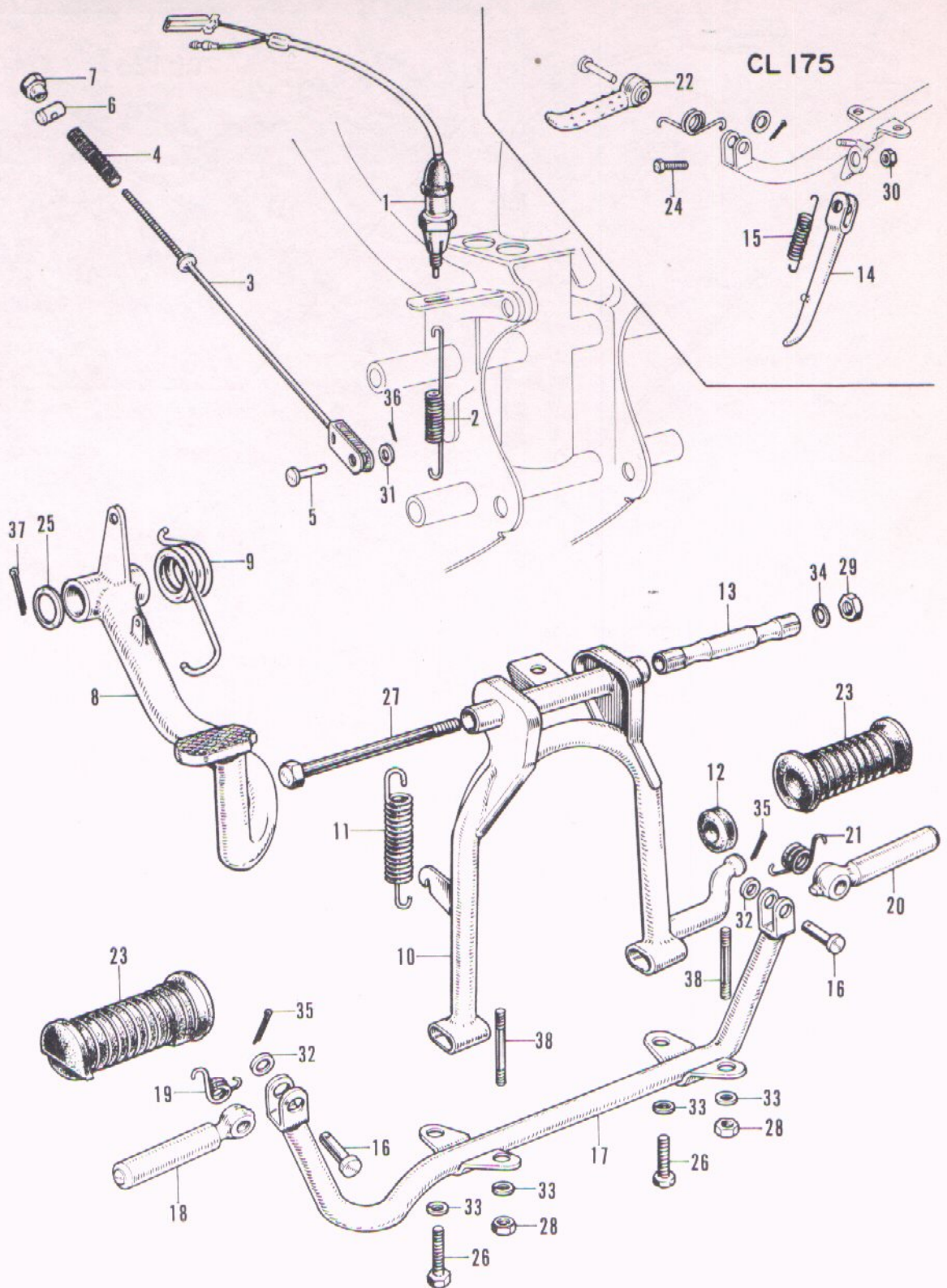
F-26 Frame Body

Ref. No.	Part No.	Description	Reqd. No.		No. Used on		News No.
			CB 175	CL 175	From	To	
1	50100-235-000B	BODY, frame (Black)	1	1	CB175-1000001.....	CL175-1000001	
	50100-235-000C	BODY, frame (Scarlet)	1	1	CB175-1000001.....	CL175-1000001	
	50100-235-000E	BODY, frame (Royal blue)	1		CB175-1000001.....		
	50100-235-000Z	BODY, frame (Non sanding)	1	1	CB175-1000001.....	CL175-1000001	
2	50301-200-315	RACE, steering head top ball	1	1	CB175-1000001.....	CL175-1000001	
3	50302-200-305	RACE, steering head bottom ball ...	1	1	CB175-1000001.....	CL175-1000001	
4	50351-236-000	PLATE, skid		1	CL175-1000001.....		
5	83631-223-000	BAND A, battery	1	1	CB175-1000001.....	CL175-1000001	
6	83632-223-000	BAND B, battery	1	1	CB175-1000001.....	CL175-1000001	
7	83635-216-000	PIN, battery band.....	1	1	CB175-1000001.....	CL175-1000001	
8	90115-216-000	BOLT, battery band setting	1	1	CB175-1000001.....	CL175-1000001	
9	92000-06012	BOLT, hex., 6×12	1	1		
10	92000-08100	BOLT, hex., 8×100	2	2		
11	92000-10040	BOLT, hex., 10×40	2	2		
12	92000-10125	BOLT, hex., 10×125	1	1		
13	94001-08000	NUT, hex., 8 mm	2	2		
14	94001-10000	NUT, hex., 10 mm	3	3		
15	94101-06000	WASHER, flat, 6 mm	1	1		
16	94111-08000	WASHER, spring, 8 mm.....	2	2		
17	94111-10000	WASHER, spring, 10 mm	3	3		
18	94201-40650	PIN, cotter, 4.0×65	1	1		
19	96211-08000	BALL, steel, 1/4	36	36		

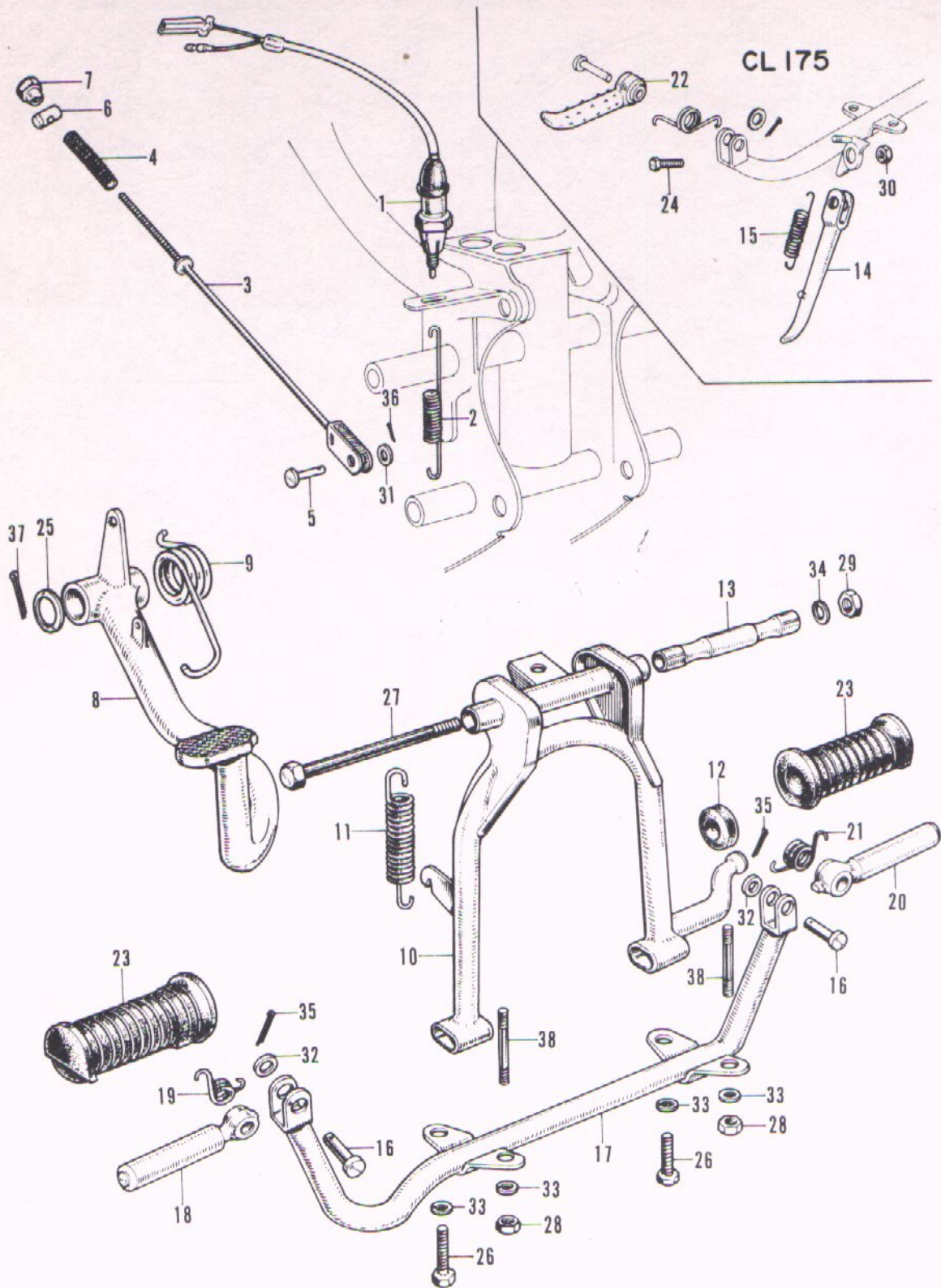
F-27 Stand · Step

Ref. No.	Part No.	Description	Reqd. No.		No. Used on		News No.
			CB 175	CL 175	From	To	
1	35350-240-000	SWITCH ASSY., stop lamp	1	1	CB175-1000001.....	CL175-1000001	
2	35357-230-000	SPRING, stop switch	1	1	CB175-1000001.....	CL175-1000001	
3	43451-235-000	ROD, rear brake	1	1	CB175-1000001.....	CL175-1000001	
4	43472-212-000	SPRING, rear brake rod	1	1	CB175-1000001.....	CL175-1000001	
5	43472-250-000	PIN, brake rod joint	1	1	CB175-1000001.....	CL175-1000001	
6	45461-001-000	JOINT, front brake arm.....	1	1	CB175-1000001.....	CL175-1000001	
7	45462-028-000	NUT, front brake adjusting	1	1	CB175-1000001.....	CL175-1000001	
8	46500-235-000	PEDAL, brake	1		CB175-1000001.....		
	46500-240-000	PEDAL, brake		1	CL175-1000001.....		
9	46514-235-000	SPRING, brake pedal	1	1	CB175-1000001.....	CL175-1000001	
10	50500-240-000B	STAND, main	1	1	CB175-1000001.....	CL175-1000001	
11	50522-222-000	SPRING, main stand	1	1	CB175-1000001.....	CL175-1000001	
12	50524-268-000	RUBBER, main stand stopper	1		CB175-1000001.....		
	50524-011-000	RUBBER, main stand stopper		1	CL175-1000001.....		
13	50525-222-000	COLLAR, main stand distance.....	1	1	CB175-1000001.....	CL175-1000001	
14	50530-236-000B	BAR, side stand.....		1	CL175-1000001.....		
15	50542-273-000	SPRING, side stand.....		1	CL175-1000001.....		
	50600-235-670B	BAR ASSY., step	1		CB175-1000001.....		
	50600-236-000B	BAR ASSY., step		1	CL175-1000001.....		
16	50603-033-000	PIN, step bar joint	2	2	CB175-1000001.....	CL175-1000001	
17	50610-235-670	PIPE, step	1		CB175-1000001.....		
	50610-236-300	PIPE, step		1	CL175-1000001.....		
18	50616-283-020B	ARM, right, step	1		CB175-1000001.....		
19	50617-283-000	SPRING, right, step arm return	1	1	CB175-1000001.....	CL175-1000001	
20	50642-283-020B	ARM, left, step	1		CB175-1000001.....		

F-27 Stand · Step



F-27 Stand · Step



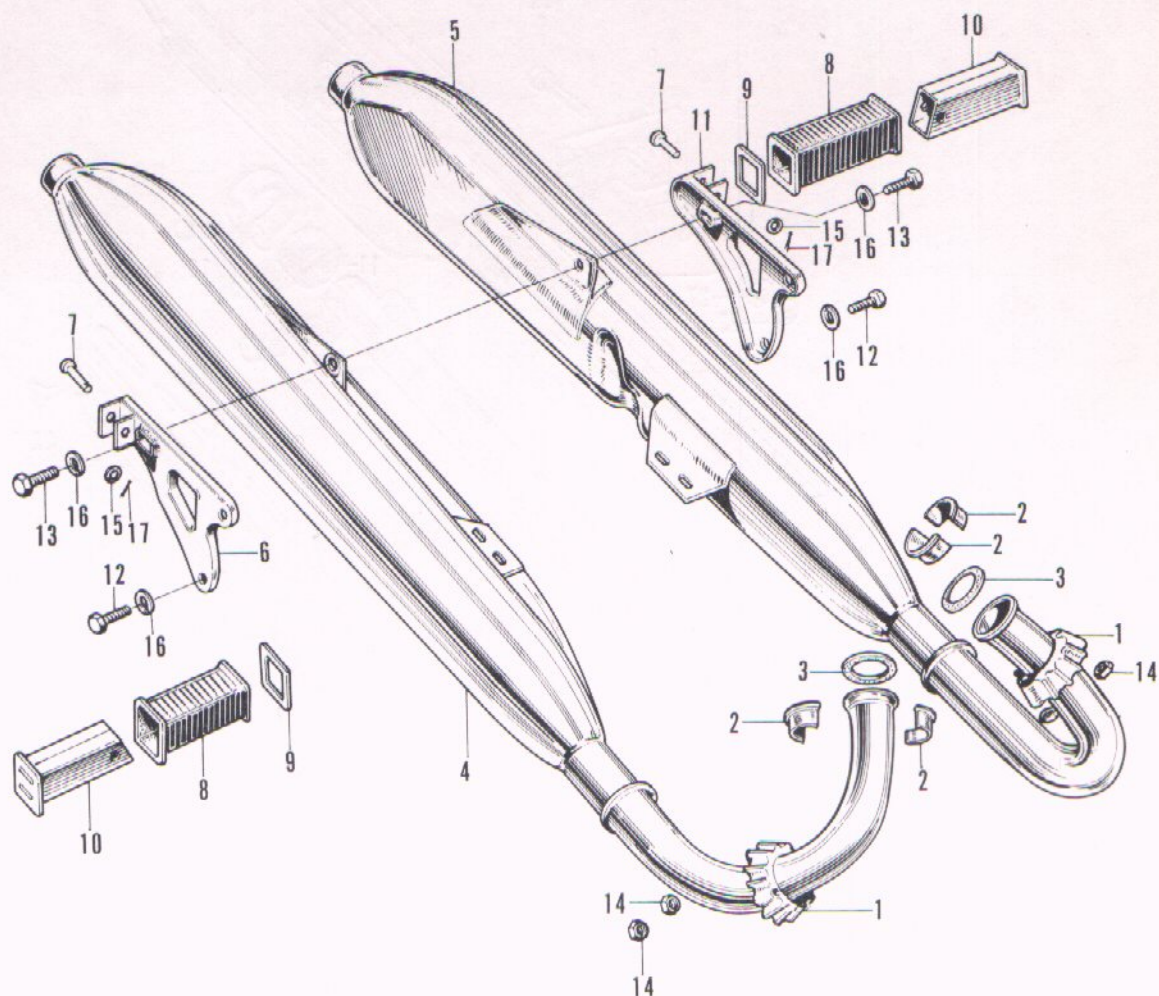
F-27 Stand · Step

Ref. No.	Part No.	Description	Reqd. No.		No. Used on		News No.
			CB 175	CL 175	From	To	
21	50644-283-000	SPRING, left, step arm return.....	1	1	CB175-1000001.....	CL175-1000001	
22	50661-273-300	ARM, step		2	CL175-1000001.....		
23	50661-283-010	RUBBER, step	2		CB175-1000001.....		
24	90108-223-000	SCREW, side stand pivot		1	CL175-1000001.....		
25	90529-216-010	WASHER, 21.5×32	1	1	CB175-1000001.....	CL175-1000001	
26	92000-08025	BOLT, hex., 8×25	2	4			
27	92000-10125	BOLT, hex., 10×125	1	1			
28	94001-08000	NUT, hex., 8 mm	2				
29	94001-10000	NUT, hex., 10 mm	1	1			
30	94002-10000	NUT, thin, 10 mm.....		1			
31	94101-06000	WASHER, flat, 6 mm	1	1			
32	94101-08000	WASHER, flat, 8 mm	2	2			
33	94111-08000	WASHER, spring, 8 mm.....	4	4			
34	94111-10000	WASHER, spring, 10 mm	1	1			
35	94201-16150	PIN, cotter, 1.6 mm	2	2			
36	94201-20180	PIN, cotter, 2.0×18	1	1			
37	94201-30300	PIN, cotter, 3.0×25	1	1			
38	90064-250-000	STUD, 8×36	2		CB175-1000001.....		

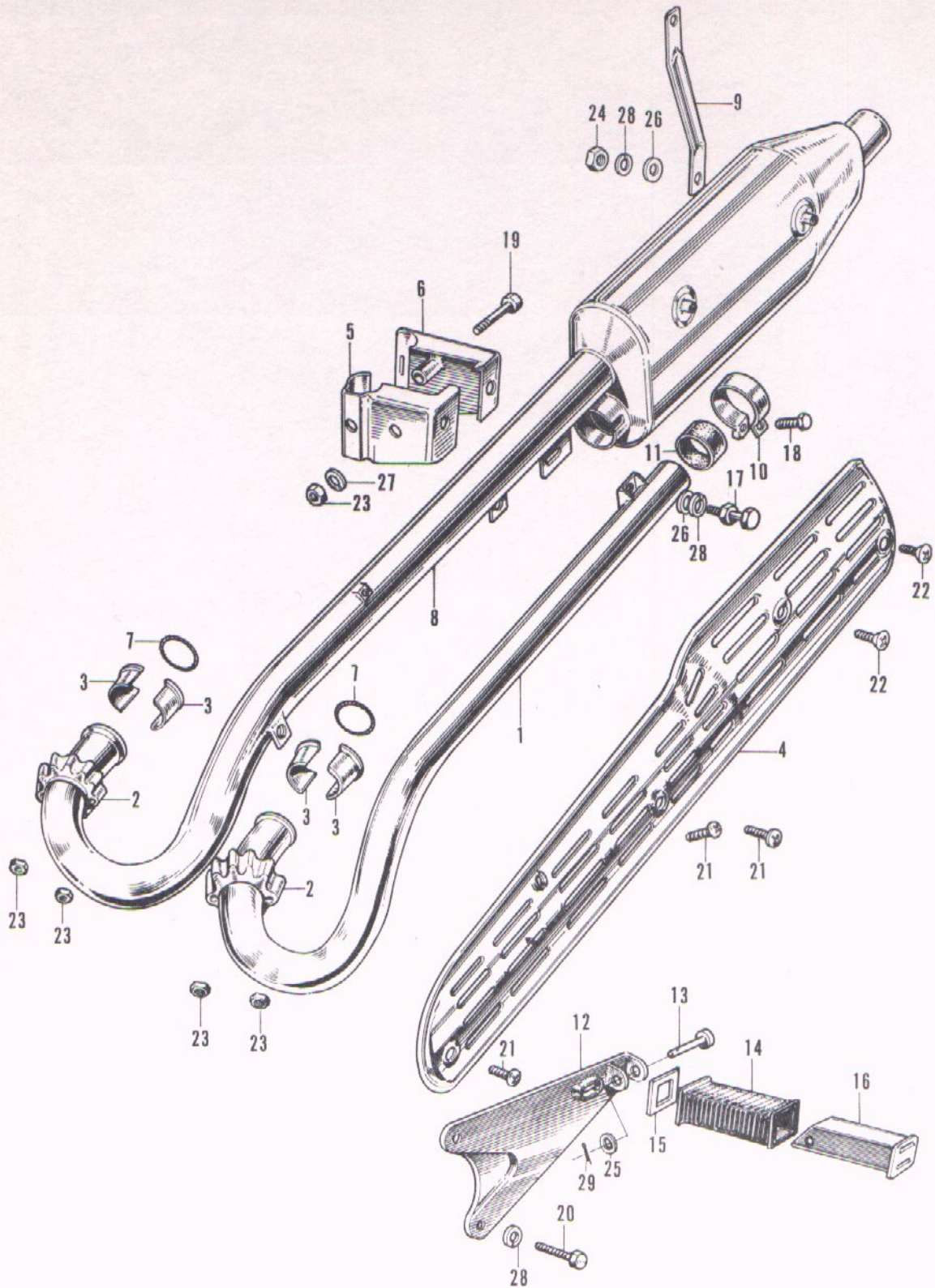
F-28 Muffler · Pillion Step (CB175)

Ref. No.	Part No.	Description	Reqd. No. GB 175	No. Used on		News No.
				From	To	
1	18231-236-000	JOINT, exhaust pipe	2	CB175-1000001.....		
2	18233-236-000	COLLAR, exhaust pipe joint.....	4	CB175-1000001.....		
3	18291-236-000	GASKET, exhaust pipe	2	CB175-1000001.....		
4	18300-235-670	MUFFLER, right exhaust	1	CB175-1000001.....		
5	18400-235-670	MUFFLER, left exhaust	1	CB175-1000001.....		
6	50701-240-000B	ARM, right, pillion step (Black)	1	CB175-1000001.....		
	50701-240-000C	ARM, right, pillion step (Scarlet).....	1	CB175-1000001.....		
	50701-240-000E	ARM, right, pillion step (Royal blue)	1	CB175-1000001.....		
	50701-240-000Z	ARM, right, pillion step	1	CB175-1000001.....		
		(Non sanding)				
7	50703-216-000	PIN, pillion step.....	2	CB175-1000001.....		
8	50705-024-000	RUBBER, pillion step	2	CB175-1000001.....		
9	50712-024-000	WASHER, pillion step.....	2	CB175-1000001.....		
10	50715-283-000	BAR, pillion step	2	CB175-1000001.....		
11	50721-240-000B	ARM, left, pillion step (Black)	1	CB175-1000001.....		
	50721-240-000C	ARM, left, pillion step (Scarlet)	1	CB175-1000001.....		
	50721-240-000E	ARM, left, pillion step (Royal blue) .	1	CB175-1000001.....		
	50721-240-000Z	ARM, left, pillion step (Non sanding)	1	CB175-1000001.....		
12	92000-08016	BOLT, hex., 8×16	2		
13	92000-08036	BOLT, hex., 8×36	2		
14	94001-06000	NUT, hex., 6 mm	4		
15	94101-06000	WASHER, flat, 6 mm	2		
16	94111-08000	WASHER, spring, 8 mm.....	4		
17	94201-16150	PIN, cotter, 1.6×15	2		

F-28 Muffler · Pillion Step (CB175)



F-29 Exhaust Pipe - Pillion Step (CL175)



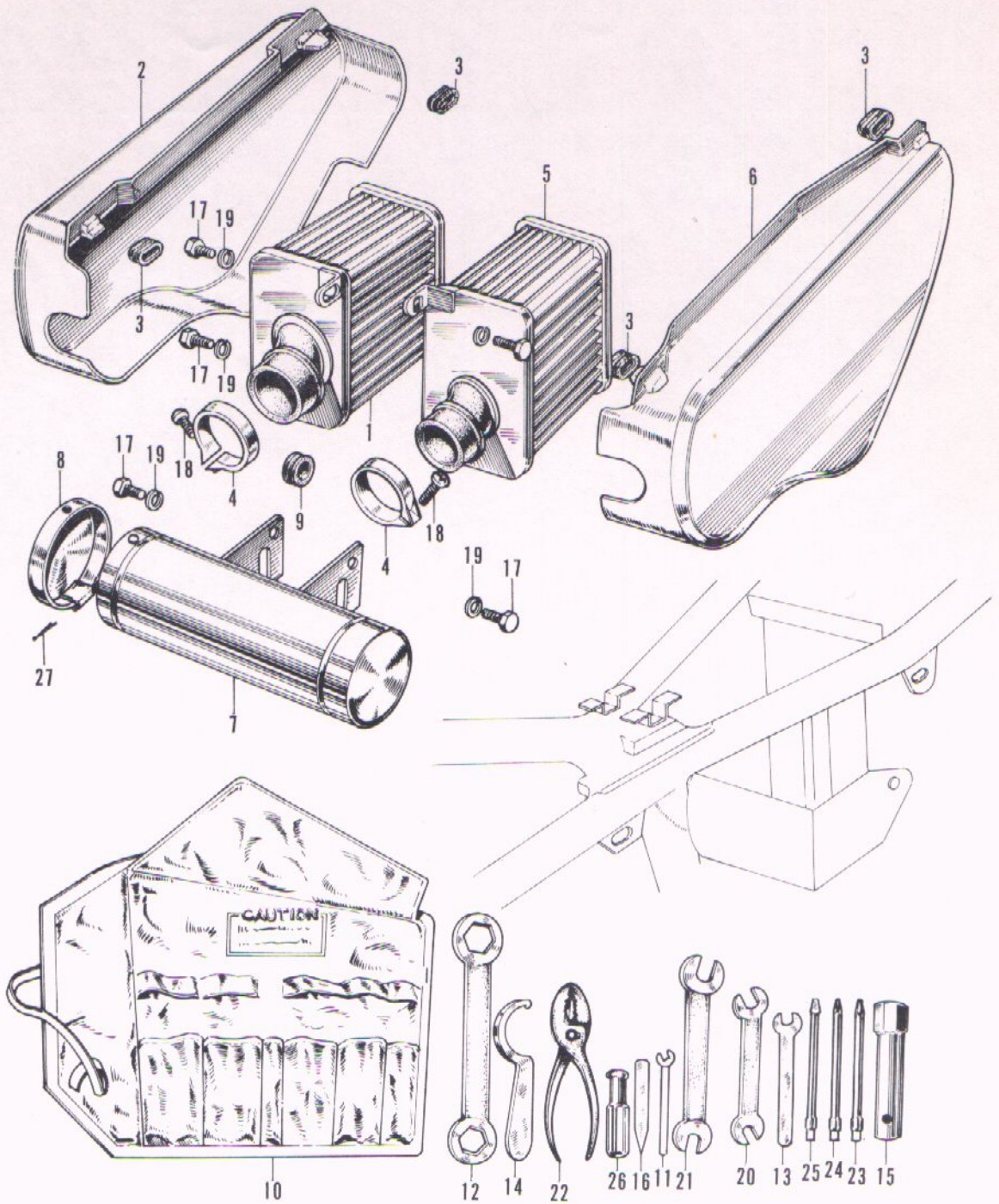
F-29 Exhaust Pipe - Pillion Step (CL175)

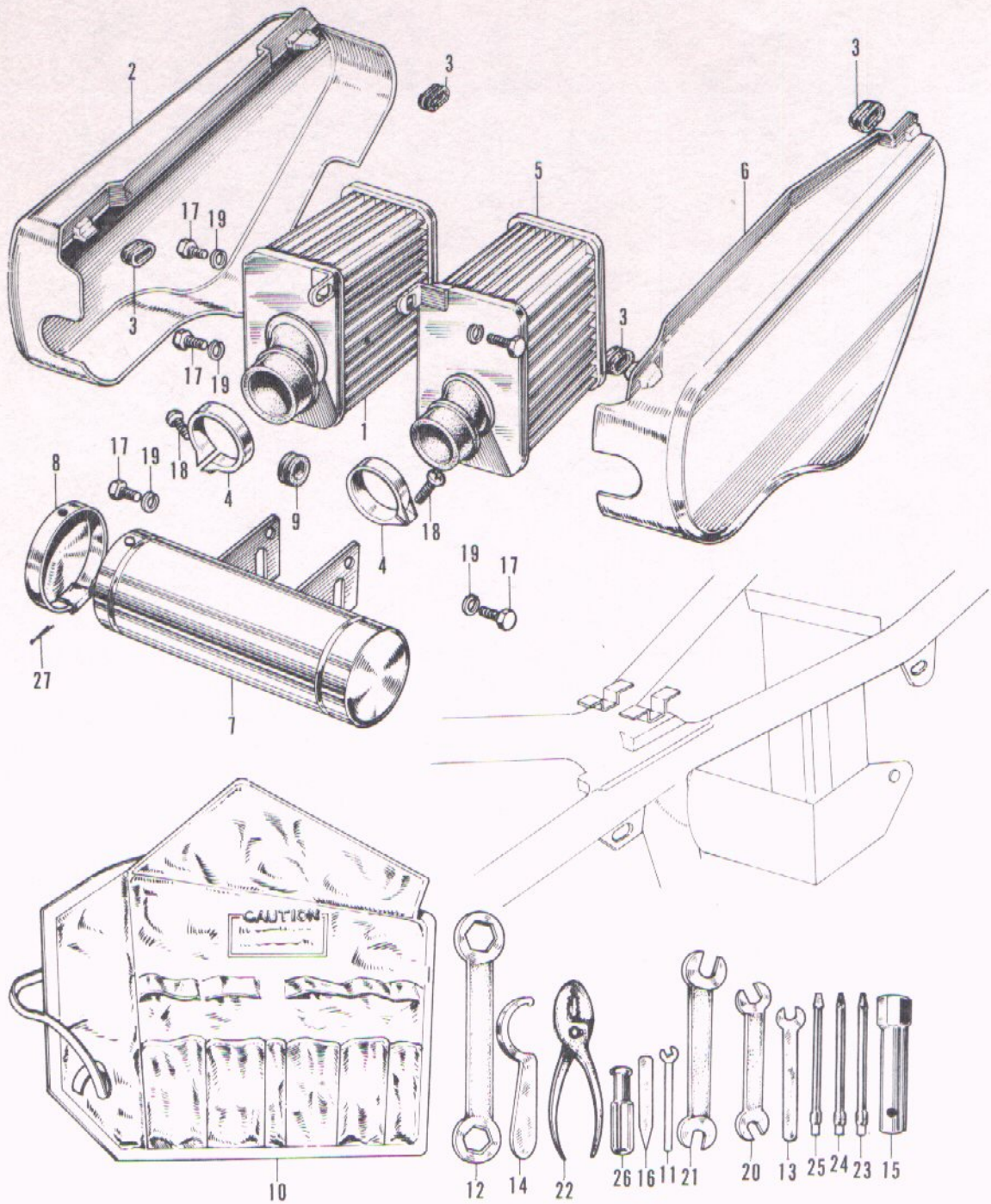
Ref. No.	Part No.	Description	Reqd. No. CL 175	No. Used on		News No.
				From	To	
1	18220-236-000	PIPE, left, exhaust	1	CL175-1000001.....		
2	18231-236-000	JOINT, exhaust pipe	2	CL175-1000001.....		
3	18233-236-000	COLLAR, exhaust pipe joint.....	4	CL175-1000001.....		
4	18240-236-000	PROTECTOR, exhaust pipe	1	CL175-1000001.....		
5	18260-241-000	BRACKET A, exhaust pipe	1	CL175-1000001.....		
6	18261-241-000	BRACKET B, exhaust pipe	1	CL175-1000001.....		
7	18291-236-000	GASKET, exhaust pipe	2	CL175-1000001.....		
8	18300-236-000	PIPE, right, exhaust.....	1	CL175-1000001.....		
9	18340-241-000	STAY, muffler hanger.....	1	CL175-1000001.....		
10	18371-236-000	BAND, muffler	1	CL175-1000001.....		
11	18391-236-000	PACKING, muffler	1	CL175-1000001.....		
	50701-240-000B	ARM, right, pillion step (Black)	1	CL175-1000001.....		
	50701-240-000C	ARM, right, pillion step (Scarlet).....	1	CL175-1000001.....		
	50701-240-000Z	ARM, right, pillion step (Non sanding)	1	CL175-1000001.....		
12	50721-240-000B	ARM, left, pillion step (Black)	1	CL175-1000001.....		
	50721-240-000C	ARM, left, pillion step (Scarlet)	1	CL175-1000001.....		
	50721-240-000Z	ARM, left, pillion step (Non sanding)	1	CL175-1000001.....		
13	50703-216-000	PIN, pillion step	2	CL175-1000001.....		
14	50705-024-000	RUBBER, pillion step	2	CL175-1000001.....		
15	50712-024-000	WASHER, pillion step	2	CL175-1000001.....		
16	50715-283-000	BAR, pillion step	2	CL175-1000001.....		
17	90165-273-000	BOLT, exhaust pipe setting	1	CL175-1000001.....		
18	92000-06020	BOLT, hex., 6×20	1		
19	92000-06032	BOLT, hex., 6×32	1		
20	92000-08016	BOLT, hex., 8×16	2		
21	93500-06012	SCREW, cross, 6×12	3		
22	93700-0601002	SCREW, cross, 6×10	2		
23	94001-06000	NUT, hex., 6 mm	5		
24	94001-08000	NUT, hex., 8 mm	1		
25	94101-06000	WASHER, flat, 6 mm	2		
26	94101-08000	WASHER, flat, 8 mm	2		
27	94111-06000	WASHER, spring, 6 mm.....	1		
28	94111-08000	WASHER, spring, 8 mm.....	4		
29	94201-16150	PIN, cotter, 1.6×15	2		

F-30 Air Cleaner · Tool

Ref. No.	Part No.	Description	Reqd. No.		No. Used on		News No.
			CB 175	CL 175	From	To	
1	17210-235-000	CLEANER, right, air	1	1	CB175-1000001..... CL175-1000001		
2	17231-240-000S	CASE, right, air cleaner	1	1	CB175-1000001..... CL175-1000001		
3	17247-240-000	GROMMET A, air cleaner case	4	4	CB175-1000001..... CL175-1000001		
4	17255-216-000	BAND, air cleaner tube	2	2	CB175-1000001..... CL175-1000001		
5	17310-235-000	CLEANER, left, air	1	1	CB175-1000001..... CL175-1000001		
6	17331-235-000S	CASE, left, air cleaner	1	1	CB175-1000001..... CL175-1000001		
7	83500-240-000B	BOX, tool (Black)	1	1	CB175-1000001..... CL175-1000001		
	83500-240-000C	BOX, tool (Scarlet)	1	1	CB175-1000001..... CL175-1000001		
	83500-240-000E	BOX, tool (Royal blue)	1		CB175-1000001.....		
	83500-240-000Z	BOX, tool (Non sanding)	1	1	CB175-1000001..... CL175-1000001		
8	83541-216-000	CAP, tool box	1	1	CB175-1000001..... CL175-1000001		
9	83551-240-300	GROMMET, air cleaner case	2	2	CB175-1000001..... CL175-1000001		
	89010-235-000	TOOL SET	1	1	CB175-1000001..... CL175-1000001		
10	89101-216-000	BAG, tool.....	1	1	CB175-1000001..... CL175-1000001		
11	89201-200-000	WRENCH, tappet adjusting	1	1	CB175-1000001..... CL175-1000001		
12	89202-273-000	WRENCH, axle	1	1	CB175-1000001..... CL175-1000001		
13	89203-200-000	SPANNER, 9 mm	1	1	CB175-1000001..... CL175-1000001		
14	89204-268-000	SPANNER, pin, 37 mm	1	1	CB175-1000001..... CL175-1000001		
15	89216-264-000	WRENCH, sparking plug	1	1	CB175-1000001..... CL175-1000001		
16	89231-216-000	GAUGE, tappet clearance adjusting .	1	1	CB175-1000001..... CL175-1000001		
17	92000-06012	BOLT, hex., 6×12	6	6		
18	93500-05016	SCREW, cross, 5×16	2	2		
19	94111-06000	WASHER, spring 6 mm.....	6	6		
20	99001-10140	SPANNER, double head, 10×14	1	1		

F-30 Air Cleaner • Tool





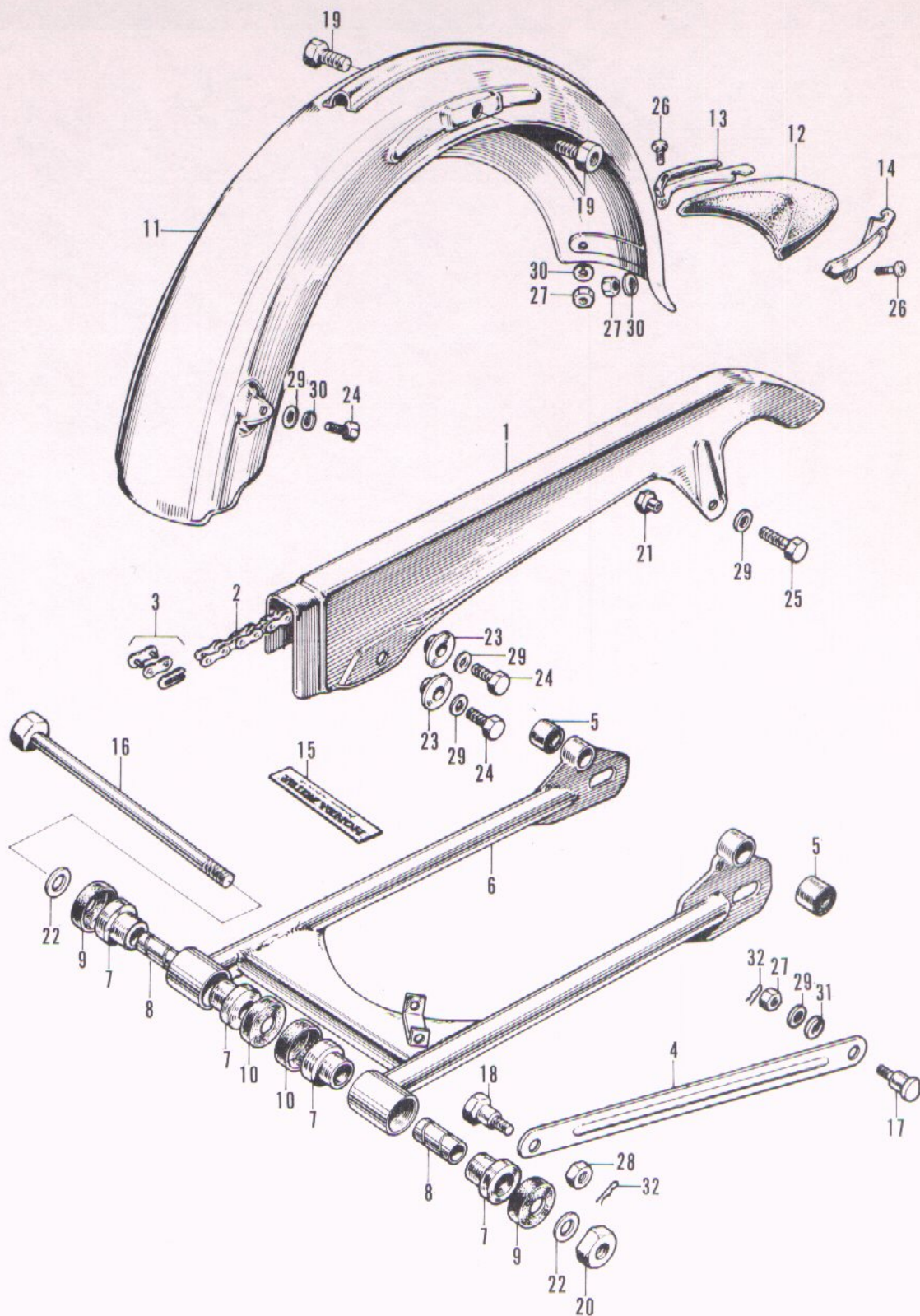
F-30 Air Cleaner · Tool

Ref. No.	Part No.	Description	Reqd. No.		No. Used on		News No.
			GB 175	GL 175	From	To	
21	99001-17190	SPANNER, double head, 17×19	1	1	
22	99002-15000	PLIERS	1	1	
23	99003-10000	DRIVER A, screw, 6 mm	1	1	
24	99003-20000	DRIVER B, screw, 8 mm	1	1	
25	99003-30000	DRIVER C, screw, 8 mm	1	1	
26	99003-50000	GRIP	1	1	
27	94201-20320	PIN, cotter, 2.0×32	1	1	

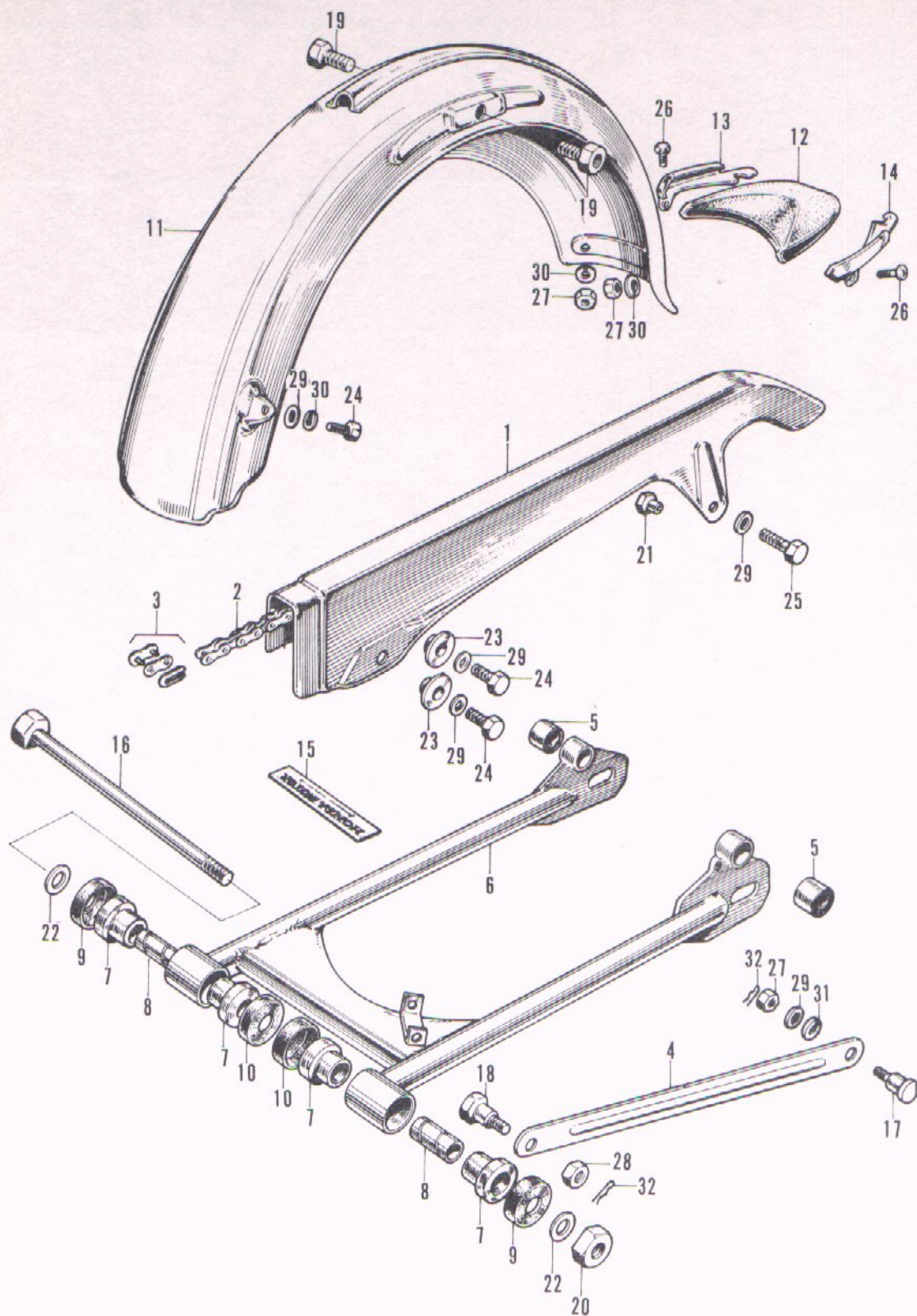
F-31 Rear Fork - Rear Fender

Ref. No.	Part No.	Description	Reqd. No.		No. Used on		News No.
			68 175	61 175	From	To	
1	40510-240-000B	CASE, drive chain (Black).....	1	1	CB175-1000001.....	CL175-1000001	
	40510-240-000C	CASE, drive chain (Scarlet)	1	1	CB175-1000001.....	CL175-1000001	
	40510-240-000E	CASE, drive chain (Royal blue)	1		CB175-1000001.....		
2	40530-217-000	CHAIN, drive (108T)	1	1	CB175-1000001.....	CL175-1000001	
3	40531-216-000	JOINT, chain	1	1	CB175-1000001.....	CL175-1000001	
4	43431-240-000	ARM, rear brake stopper	1	1	CB175-1000001.....	CL175-1000001	
5	50109-222-300	BUSH, rubber, rear cushion under...	2	2	CB175-1000001.....	CL175-1000001	
6	52100-235-000B	FORK, rear (Black)	1	1	CB175-1000001.....	CL175-1000001	
	52100-235-000C	FORK, rear (Scarlet)	1	1	CB175-1000001.....	CL175-1000001	
	52100-235-000E	FORK, rear (Royal blue)	1		CB175-1000001.....		
	52100-235-000Z	FORK, rear (Non sanding)	1	1	CB175-1000001.....	CL175-1000001	
7	52108-240-300	BUSH, rear fork pivot.....	4	4	CB175-1000001.....	CL175-1000001	
8	52141-240-000	COLLAR, center, rear fork	2	2	CB175-1000001.....	CL175-1000001	
9	52144-268-000	CAP, rear fork dust-seal.....	2	2	CB175-1000001.....	CL175-1000001	
10	52145-268-000	RUBBER, rear fork dust-seal cap ...	2	2	CB175-1000001.....	CL175-1000001	
11	80100-235-000S	FENDER, rear	1		CB175-1000001.....		
	80100-236-000S	FENDER, rear		1	CL175-1000001.....		
12	80121-216-000	MUDGUARD, rear fender.....	1		CB175-1000001.....		
13	80122-216-010	STAY, right, rear fender mudguard.	1		CB175-1000001.....		
14	80123-216-010	STAY, left, rear fender mudguard...	1		CB175-1000001.....		
15	87125-253-680	PLATE A, name	1	1	CB175-1000001.....	CL175-1000001	
16	90121-240-000	BOLT, rear fork pivot	1	1	CB175-1000001.....	CL175-1000001	
17	90127-240-000	BOLT, rear brake panel stopper	1	1	CB175-1000001.....	CL175-1000001	
18	90133-240-000	BOLT, rear brake stopper arm.....	1	1	CB175-1000001.....	CL175-1000001	

F-31 Rear Fork · Rear Fender



F-31 Rear Fork • Rear Fender



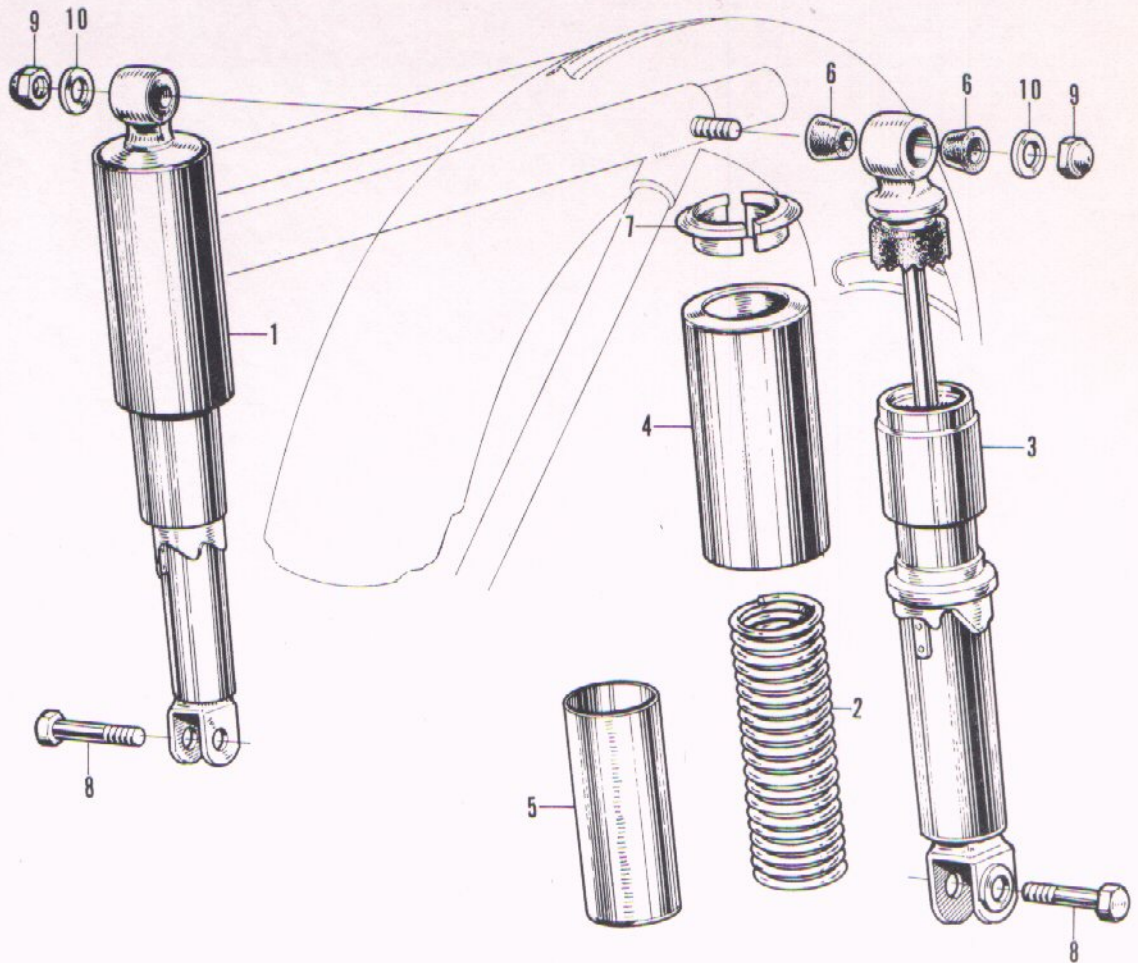
F-31 Rear Fork · Rear Fender

Ref. No.	Part No.	Description	Reqd. No.		No. Used on		News No.
			08 175	01 175	From	To	
19	90162-240-000	BOLT, rear fender setting.....	2	2	CB175-1000001.....	CL175-1000001	
20	90305-230-000	NUT, axle	1	1	CB175-1000001.....	CL175-1000001	
21	90522-240-000	NUT, chain case setting	2	2	CB175-1000001.....	CL175-1000001	
22	90526-216-000	WASHER, 14×26.....	2	2	CB175-1000001.....	CL175-1000001	
23	90554-240-000	WASHER B, chain case setting	2	2	CB175-1000001.....	CL175-1000001	
24	92000-06012	BOLT, hex., 6×12	4	4		
25	92000-06020	BOLT, hex., 6×20	1	1		
26	93500-06012	SCREW, cross, 6×12	2			
27	94001-06000	NUT, hex., 6 mm	3	1		
28	94001-08000	NUT, hex., 8 mm	1	1		
29	94101-06000	WASHER, flat, 6 mm	6	6		
30	94111-06000	WASHER, spring, 6 mm.....	4	2		
31	94111-08000	WASHER, spring, 8 mm.....	1	1		
32	94251-06000	PIN, lock, 6 mm	2	2		

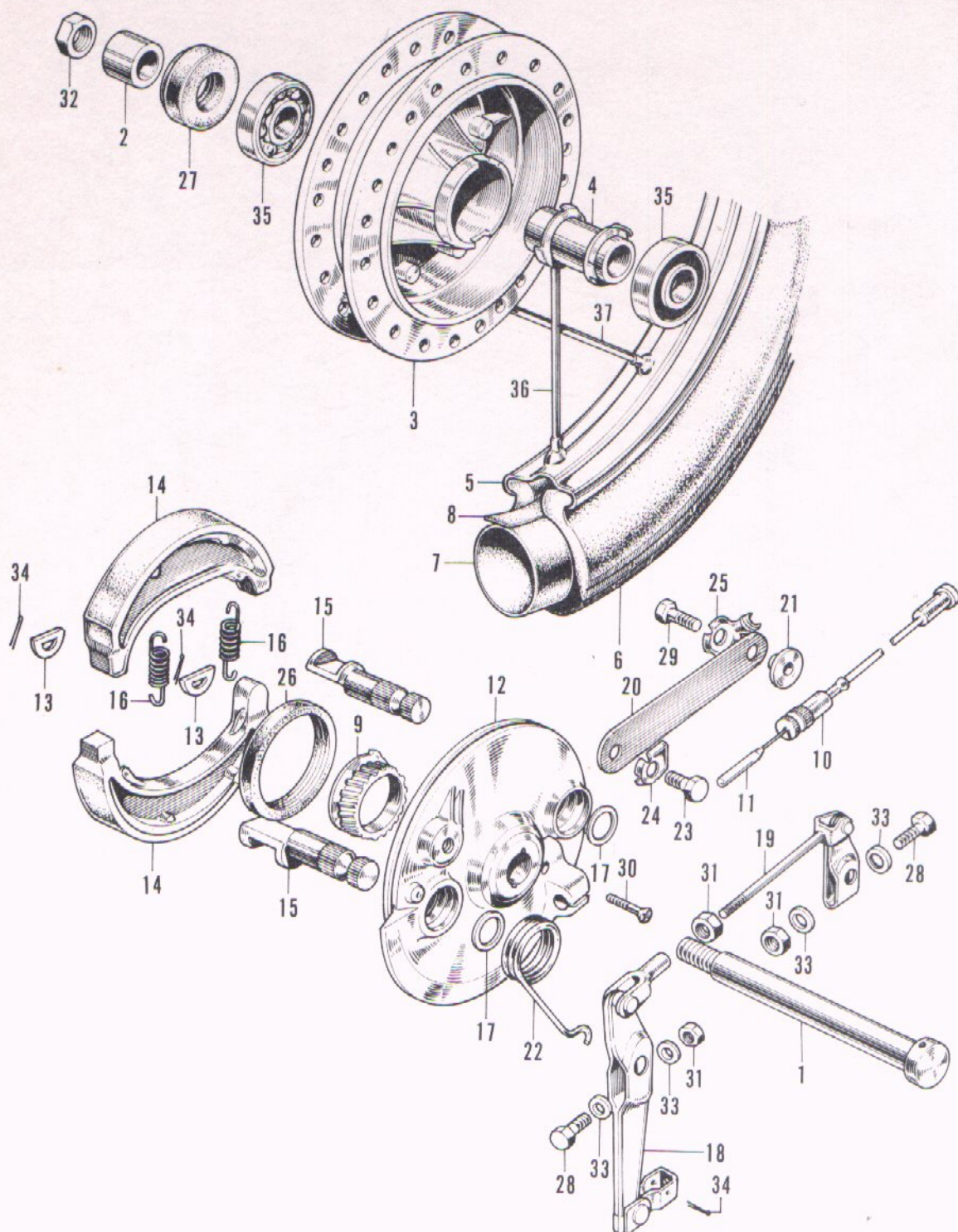
F-32 Rear Cushion

Ref. No.	Part No.	Description	Reqd. No.		No. Used on		News No.
			CB 175	CL 175	From	To	
1	52400-216-000B	CUSHION ASSY., rear (Black)	2		CB175-1000001.....		
	52400-216-000C	CUSHION ASSY., rear (Scarlet).....	2		CB175-1000001.....		
	52400-216-000E	CUSHION ASSY., rear (Royal blue)	2		CB175-1000001.....		
	52400-223-000B	CUSHION ASSY., rear (Black)	2		CL175-1000001.....		
	52400-223-000C	CUSHION ASSY., rear (Scarlet).....	2		CL175-1000001.....		
2	52401-216-000	SPRING, rear cushion.....	2	2	CB175-1000001..... CL175-1000001		
3	52460-216-010	CASE, rear damper	2	2	CB175-1000001..... CL175-1000001		
4	52463-216-010B	CASE, upper, rear cushion (Black)...	2		CB175-1000001.....		
	52463-216-010C	CASE, upper, rear cushion (Scarlet) .	2		CB175-1000001.....		
	52463-216-010E	CASE, upper, rear cushion	2		CB175-1000001.....		
		(Royal blue)					
	52463-216-000B	CASE, upper, rear cushion (Black)...	2		CL175-1000001.....		
	52463-216-000C	CASE, upper, rear cushion (Scarlet) .	2		CL175-1000001.....		
5	52465-216-010	CASE, bottom, rear cushion	2		CB175-1000001.....		
	52465-216-000	CASE, bottom, rear cushion	2		CL175-1000001.....		
6	52483-222-810	BUSH, rubber, rear cushion upper...	4	4	CB175-1000001..... CL175-1000001		
7	52532-268-000	STOPPER, rear cushion spring seat .	4	4	CB175-1000001..... CL175-1000001		
8	90107-216-010	BOLT, under, rear cushion	2	2	CB175-1000001..... CL175-1000001		
9	90308-216-000	NUT, special, 10 mm	2	2	CB175-1000001..... CL175-1000001		
10	90527-200-000	WASHER, 10.3 mm	2	2	CB175-1000001..... CL175-1000001		

F-32 Rear Cushion



F-33 Front Wheel



F-33 Front Wheel

Ref. No.	Part No.	Description	Reqd. No.		No. Used on		News No.
			CB 175	CL 175	From	To	
1	44301-240-000	AXLE, front wheel	1	1	CB175-1000001.....	CL175-1000001	
2	44311-240-000	COLLAR, side, front wheel	1	1	CB175-1000001.....	CL175-1000001	
3	44601-235-000	HUB, front wheel	1	1	CB175-1000001.....	CL175-1000001	
4	44620-235-000	COLLAR, front axle distance	1	1	CB175-1000001.....	CL175-1000001	
5	44701-235-000	RIM, front wheel	1	1	CB175-1000001.....	CL175-1000001	
6	44711-028-000	TIRE, front wheel (2.50-18)	1		CB175-1000001.....		
	44711-223-000	TIRE, front wheel (2.75-18)		1	CL175-1000001.....		
7	44712-216-000	TUBE, front wheel	1	1	CB175-1000001.....	CL175-1000001	
8	44713-205-000	FLAP, tire	1	1	CB175-1000001.....	CL175-1000001	
9	44806-235-000	GEAR, speedometer	1		CB175-1000001.....		
	44806-236-000	GEAR, speedometer		1	CL175-1000001.....		
10	44830-240-000	CABLE, speedometer	1	1	CB175-1000001.....	CL175-1000001	
11	44831-240-000	CABLE, inner, speedometer	1	1	CB175-1000001.....	CL175-1000001	
12	45100-235-000	PANEL, front brake.....	1	1	CB175-1000001.....	CL175-1000001	
13	45106-235-000	WASHER, anchor pin.....	2	2	CB175-1000001.....	CL175-1000001	
14	45120-235-000	SHOE, front brake	2	2	CB175-1000001.....	CL175-1000001	
15	45131-235-000	CAM, front brake.....	2	2	CB175-1000001.....	CL175-1000001	
16	45133-235-000	SPRING, front brake shoe.....	2	2	CB175-1000001.....	CL175-1000001	
17	45134-250-000	DUST-SEAL, front brake cam	2	2	CB175-1000001.....	CL175-1000001	
18	45410-235-000	ARM A, front brake	1	1	CB175-1000001.....	CL175-1000001	
19	45420-235-000	ARM B, front brake	1	1	CB175-1000001.....	CL175-1000001	
20	45431-235-000	ARM, front brake stopper.....	1	1	CB175-1000001.....	CL175-1000001	
21	45432-283-000	COLLAR, front brake stopper arm...	1	1	CB175-1000001.....	CL175-1000001	

F-33 Front Wheel

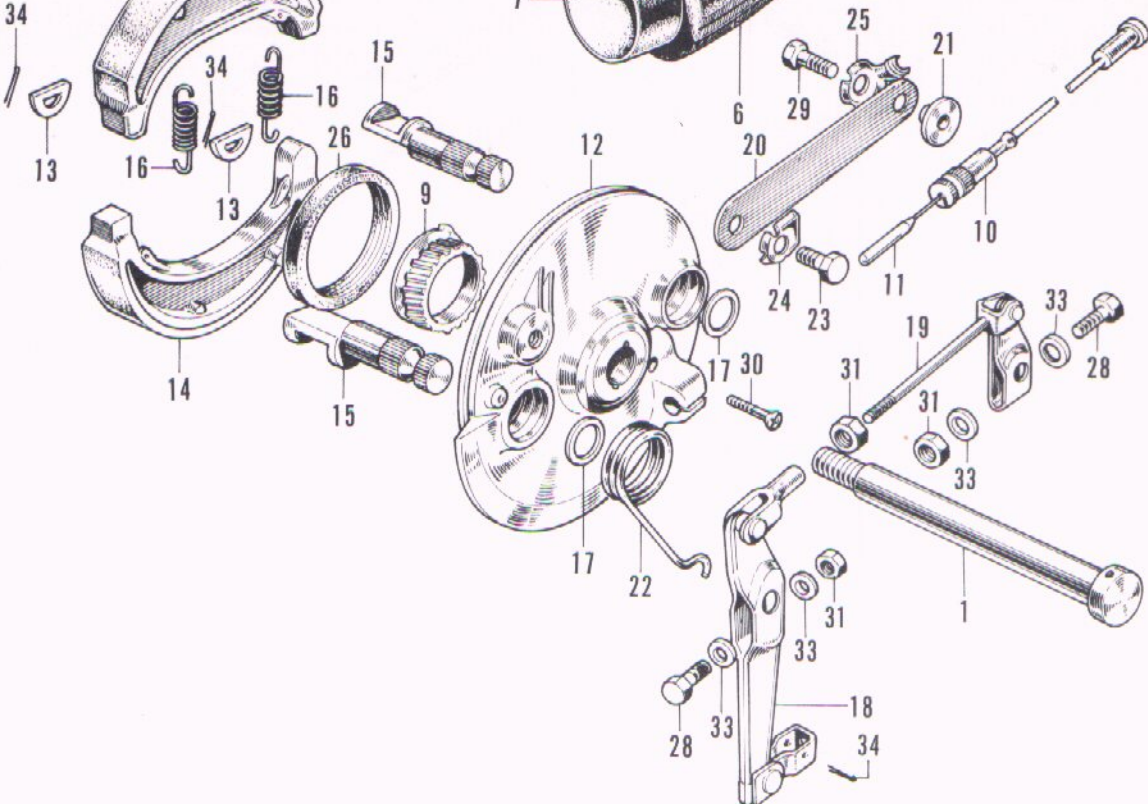
Ref. No.	Part No.	Description	Reqd. No.		No. Used on		News No.
			68 175	61 175	From	To	
22	45461-222-000	SPRING, front brake arm return ...	1	1	CB175-1000001.....	CL175-1000001	
23	90126-222-000	BOLT, front brake stopper arm	1	1	CB175-1000001.....	CL175-1000001	
24	90532-240-000	WASHER A, tongued, 8.2 mm.....	1	1	CB175-1000001.....	CL175-1000001	
25	90533-240-000	WASHER B, tongued, 8.2 mm.....	1	1	CB175-1000001.....	CL175-1000001	
26	91251-230-000	OIL-SEAL, 54667	1	1	CB175-1000001.....	CL175-1000001	
27	91252-230-000	OIL-SEAL, 26427	1	1	CB175-1000001.....	CL175-1000001	
28	92000-06036	BOLT, hex., 6×36	2	2	
29	93200-08028	BOLT, hex., 8×28	1	1	
30	93600-05020	SCREW, cross., 5×20	1	1	
31	94001-06000	NUT, hex., 6 mm	3	3	
32	94001-14000	NUT, hex., 14 mm	1	1	
33	94101-06000	WASHER, flat, 6 mm	4	4	
34	94201-20180	PIN, cotter, 2.0×18	3	3	
35	96140-63020	BEARING, ball, 6302R	2	2	
36	97394-521651	SPOKE, B# 9×158	18	18	
37	97688-521551	SPOKE, B# 9×157.5	18	18	

F-33 Front Wheel

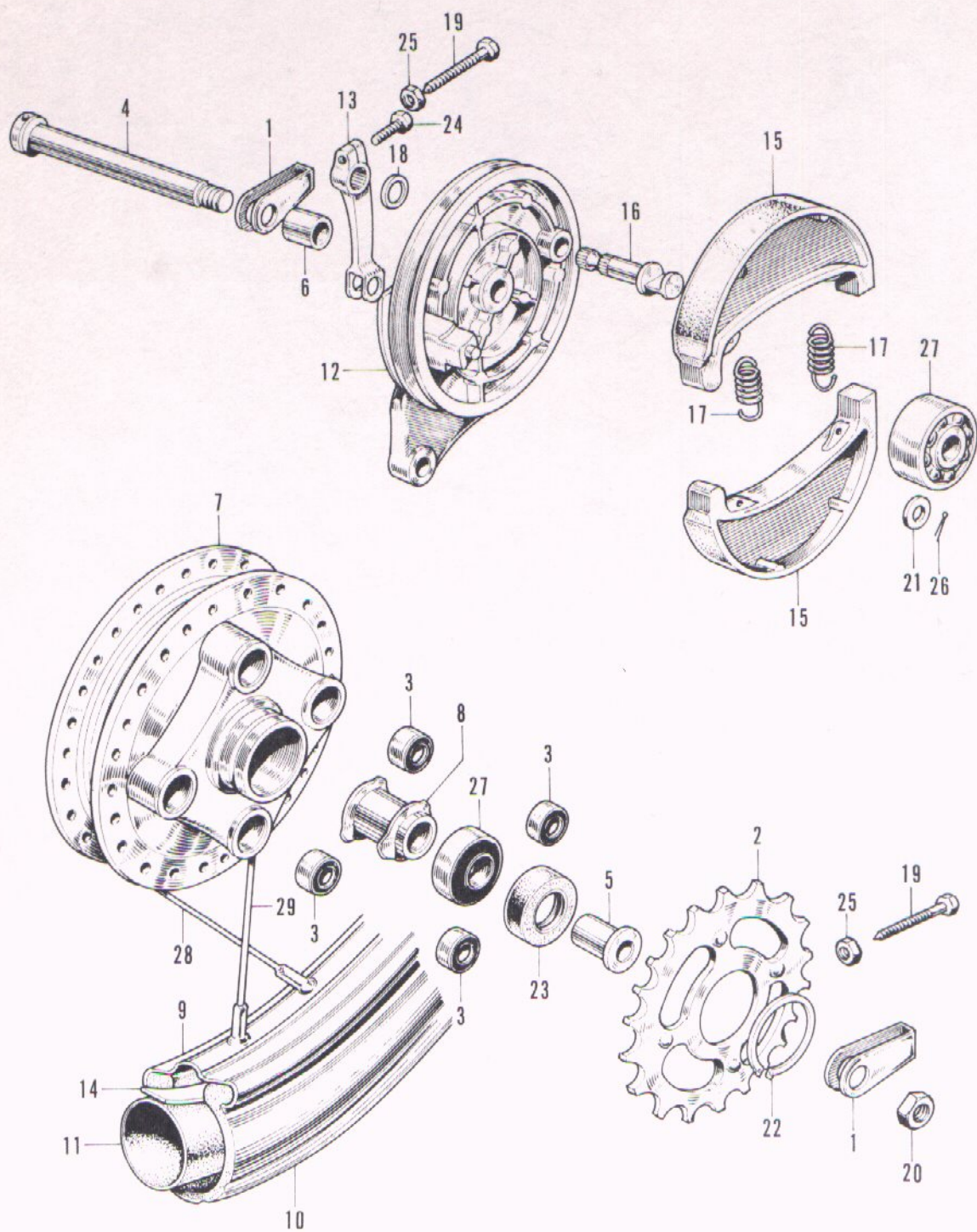
Ref. No.	Part No.	Description	Reqd. No.		No. Used on		News No.
			CB 175	CL 175	From	To	
1	44301-240-000	AXLE, front wheel	1	1	CB175-1000001..... CL175-1000001		
2	44311-240-000	COLLAR, side, front wheel	1	1	CB175-1000001..... CL175-1000001		
3	44601-235-000	HUB, front wheel	1	1	CB175-1000001..... CL175-1000001		
4	44620-235-000	COLLAR, front axle distance	1	1	CB175-1000001..... CL175-1000001		
5	44701-235-000	RIM, front wheel	1	1	CB175-1000001..... CL175-1000001		
6	44711-028-000	TIRE, front wheel (2.50-18)	1		CB175-1000001.....		
	44711-223-000	TIRE, front wheel (2.75-18)		1	CL175-1000001.....		
7	44712-216-000	TUBE, front wheel	1	1	CB175-1000001..... CL175-1000001		
8	44713-205-000	FLAP, tire	1	1	CB175-1000001..... CL175-1000001		
9	44806-235-000	GEAR, speedometer	1		CB175-1000001.....		
	44806-236-000	GEAR, speedometer		1	CL175-1000001.....		
10	44830-240-000	CABLE, speedometer	1	1	CB175-1000001..... CL175-1000001		
11	44831-240-000	CABLE, inner, speedometer	1	1	CB175-1000001..... CL175-1000001		
12	45100-235-000	PANEL, front brake.....	1	1	CB175-1000001..... CL175-1000001		
13	45106-235-000	WASHER, anchor pin.....	2	2	CB175-1000001..... CL175-1000001		
14	45120-235-000	SHOE, front brake	2	2	CB175-1000001..... CL175-1000001		
15	45131-235-000	CAM, front brake.....	2	2	CB175-1000001..... CL175-1000001		
16	45133-235-000	SPRING, front brake shoe.....	2	2	CB175-1000001..... CL175-1000001		
17	45134-250-000	DUST-SEAL, front brake cam	2	2	CB175-1000001..... CL175-1000001		
18	45410-235-000	ARM A, front brake	1	1	CB175-1000001..... CL175-1000001		
19	45420-235-000	ARM B, front brake	1	1	CB175-1000001..... CL175-1000001		
20	45431-235-000	ARM, front brake stopper.....	1	1	CB175-1000001..... CL175-1000001		
21	45432-283-000	COLLAR, front brake stopper arm...	1	1	CB175-1000001..... CL175-1000001		

F-33 Front Wheel

Ref. No.	Part No.	Description	Reqd. No.		No. Used on		News No.
			CB 175	CL 175	From	To	
22	45461-222-000	SPRING, front brake arm return ...	1	1	CB175-1000001.....	CL175-1000001	
23	90126-222-000	BOLT, front brake stopper arm	1	1	CB175-1000001.....	CL175-1000001	
24	90532-240-000	WASHER A, tongued, 8.2 mm.....	1	1	CB175-1000001.....	CL175-1000001	
25	90533-240-000	WASHER B, tongued, 8.2 mm.....	1	1	CB175-1000001.....	CL175-1000001	
26	91251-230-000	OIL-SEAL, 54667	1	1	CB175-1000001.....	CL175-1000001	
27	91252-230-000	OIL-SEAL, 26427	1	1	CB175-1000001.....	CL175-1000001	
28	92000-06036	BOLT, hex., 6×36	2	2	
29	93200-08028	BOLT, hex., 8×28	1	1	
30	93600-05020	SCREW, cross., 5×20	1	1	
31	94001-06000	NUT, hex., 6 mm	3	3	
32	94001-14000	NUT, hex., 14 mm	1	1	
33	94101-06000	WASHER, flat, 6 mm	4	4	
34	94201-20180	PIN, cotter, 2.0×18	3	3	
35	96140-63020	BEARING, ball, 6302R	2	2	
36	97394-521651	SPOKE, B# 9×158	18	18	
37	97688-521551	SPOKE, B# 9×157.5	18	18	



F-34 Rear Wheel



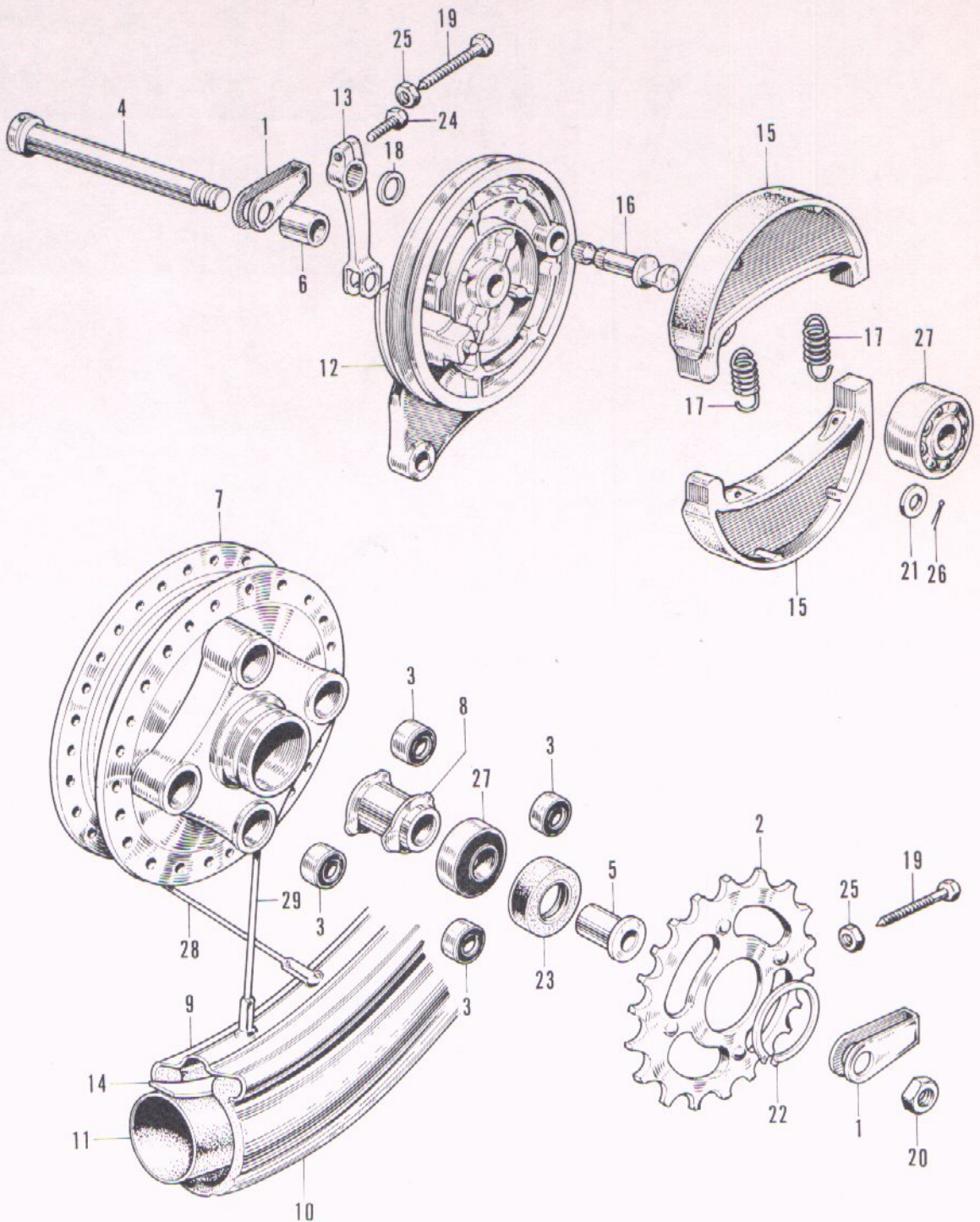
F-34 Rear Wheel

Ref. No.	Part No.	Description	Reqd. No.		No. Used on		News No.
			CB 175	CL 175	From	To	
1	40543-216-000	ADJUSTER, drive chain.....	2	2	CB175-1000001.....	CL175-1000001	
2	41201-217-000	SPROCKET, final driven (38T)	1		CB175-1000001.....		
	41201-240-000	SPROCKET, final driven (39T)	1	1	CB175-1000001.....	CL175-1000001	
	41201-236-000	SPROCKET, final driven (40T)		1	CL175-1000001.....		
3	41241-222-000	BUSH, rear wheel damper	4	4	CB175-1000001.....	CL175-1000001	
4	42301-235-000	AXLE, rear wheel	1	1	CB175-1000001.....	CL175-1000001	
5	42311-216-000	COLLAR, side, rear wheel.....	1	1	CB175-1000001.....	CL175-1000001	
6	42313-216-000	COLLAR, side, rear brake panel.....	1	1	CB175-1000001.....	CL175-1000001	
7	42601-235-000	HUB, rear wheel	1	1	CB175-1000001.....	CL175-1000001	
8	42620-235-000	COLLAR, rear axle distance.....	1	1	CB175-1000001.....	CL175-1000001	
9	42701-235-000	RIM, rear wheel	1	1	CB175-1000001.....	CL175-1000001	
10	42711-056-000	TIRE, rear wheel (2.75-18)	1		CB175-1000001.....		
	42711-216-000	TIRE, rear wheel (2.75-18)	1		CB175-1000001.....		
	42711-268-000	TIRE, rear wheel (3.00-18)		1	CL175-1000001.....		
11	42712-216-000	TUBE, rear wheel	1	1	CB175-1000001.....	CL175-1000001	
12	43100-235-000	PANEL, rear brake	1	1	CB175-1000001.....	CL175-1000001	
13	43410-230-010	ARM, rear brake	1	1	CB175-1000001.....	CL175-1000001	
14	44713-205-000	FLAP, tire	1	1	CB175-1000001.....	CL175-1000001	
15	45120-240-000	SHOE, rear brake.....	2	2	CB175-1000001.....	CL175-1000001	
16	45131-240-000	CAM, rear brake	1	1	CB175-1000001.....	CL175-1000001	
17	45133-240-000	SPRING, brake shoe	2	2	CB175-1000001.....	CL175-1000001	
18	45134-250-000	DUST-SEAL, brake cam	1	1	CB175-1000001.....	CL175-1000001	
19	90119-258-000	BOLT, drive chain adjusting.....	2	2	CB175-1000001.....	CL175-1000001	
20	90306-235-000	NUT, rear wheel axle.....	1	1	CB175-1000001.....	CL175-1000001	

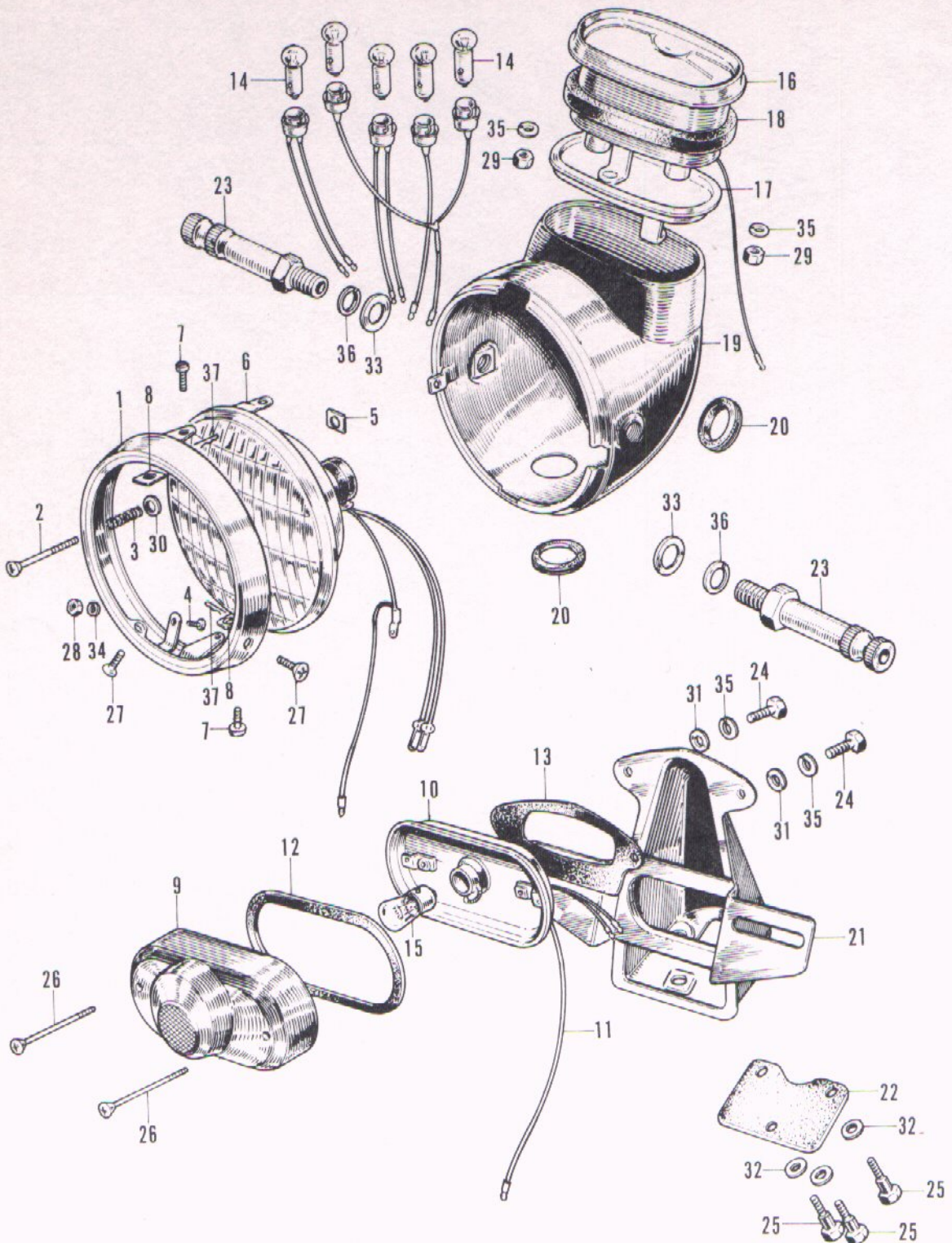
F-34 Rear Wheel

Ref. No.	Part No.	Description	Reqd. No.		No. Used on		News No.
			GB 175	CL 175	From	To	
21	90524-030-000	WASHER A, handle holder setting...	1	1	CB175-1000001..... CL175-1000001		
22	90664-216-000	CIRCLIP, 58 mm	1	1	CB175-1000001..... CL175-1000001		
23	90757-216-000	DUST-SEAL, rear wheel	1	1	CB175-1000001..... CL175-1000001		
24	92000-06020	BOLT, hex., 6×20.....	1	1		
25	94001-06000	NUT, hex., 6 mm	2	2		
26	94201-20180	PIN, cotter, 2.0×18	1	1		
27	96140-63030	BEARING, ball, 6303R	2	2		
28	97395-521671	SPOKE, B# 9×163.5	18	18		
29	97660-521651	SPOKE, B# 9×162.5	18	18		

F-34 Rear Wheel



F-35 Head Light · Tail Light



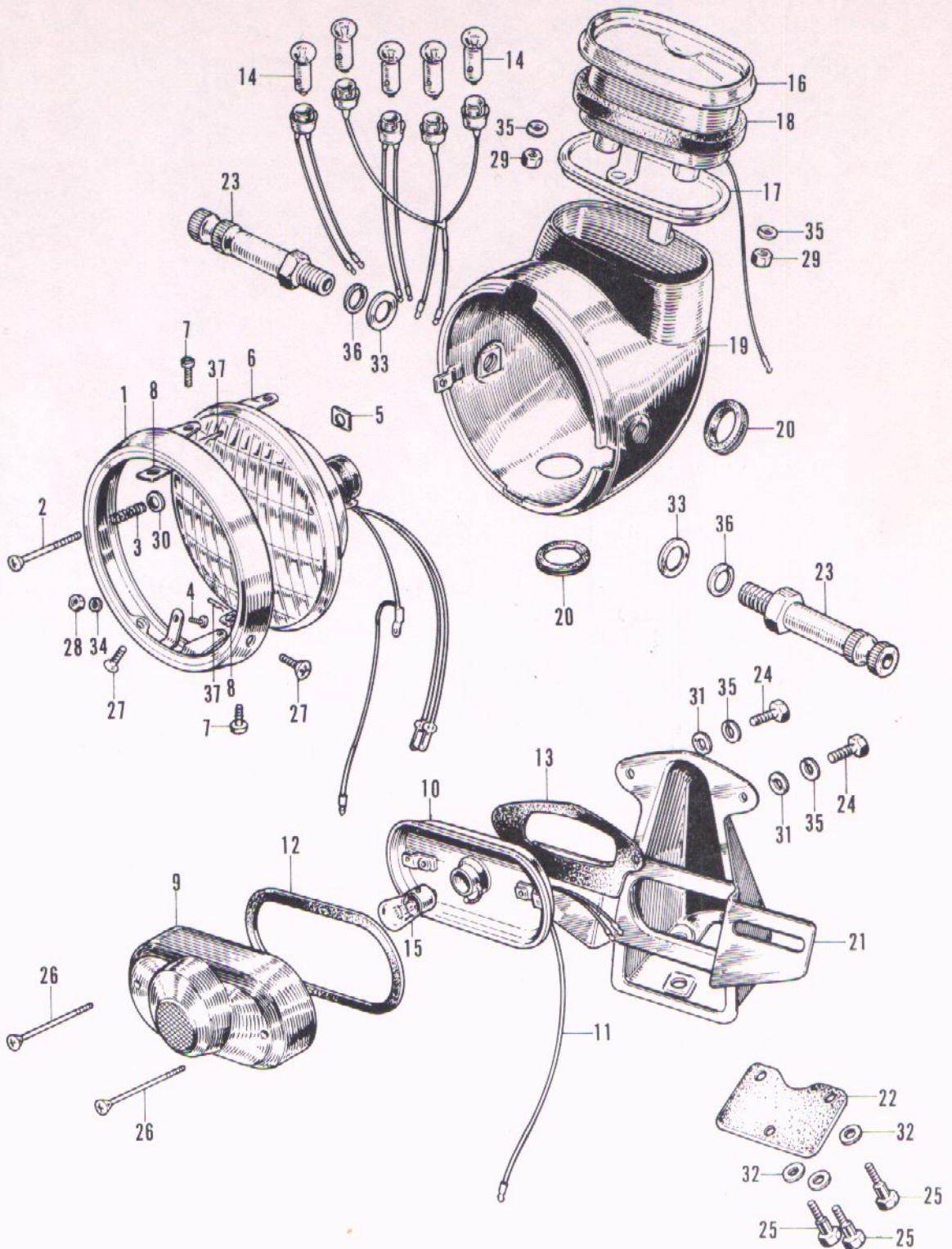
F-35 Head Light • Tail Light

Ref. No.	Part No.	Description	Reqd. No.		No. Used on		News No.
			CB 175	CL 175	From	To	
	33100-235-671	LIGHT ASSY., head	1	1	CB175-1000001.....	CL175-1000001.....	
1	33101-283-013	RIM, head light	1	1	CB175-1000001.....	CL175-1000001.....	
2	33103-200-020	SCREW, beam adjust	1	1	CB175-1000001.....	CL175-1000001.....	
3	33107-200-030	SPRING, beam adjust	1	1	CB175-1000001.....	CL175-1000001.....	
4	33113-200-000	SCREW, 3 mm	1	1	CB175-1000001.....	CL175-1000001.....	
5	33117-200-020	NUT, beam adjust.....	1	1	CB175-1000001.....	CL175-1000001.....	
6	33120-235-003	SEALED BEAM UNIT, head light .	1	1	CB175-1000001.....	CL175-1000001.....	
7	33125-200-030	SCREW, unit holder	2	2	CB175-1000001.....	CL175-1000001.....	
8	33128-200-030	NUT, unit holder	2	2	CB175-1000001.....	CL175-1000001.....	
	33700-235-671	LIGHT ASSY., tail	1	1	CB175-1000001.....	CL175-1000001.....	
9	33701-041-671	LENS, tail light	1	1	CB175-1000001.....	CL175-1000001.....	
10	33702-283-010	BASE, tail light	1	1	CB175-1000001.....	CL175-1000001.....	
11	33707-041-000	CORD, tail light.....	1	1	CB175-1000001.....	CL175-1000001.....	
12	33709-041-000	PACKING, tail light lens	1	1	CB175-1000001.....	CL175-1000001.....	
13	33719-041-300	PACKING, tail light base	1	1	CB175-1000001.....	CL175-1000001.....	
14	34902-259-000	BULB, dash.....	5	5	CB175-1000001.....	CL175-1000001.....	
15	34906-268-810	BULB, tail light.....	1	1	CB175-1000001.....	CL175-1000001.....	
16	37200-235-671	SPEEDOMETER	1	1	CB175-1000001.....	CL175-1000001.....	
	37200-235-672	SPEEDOMETER	1	1	CB175-1000001.....	CL175-1000001.....	
17	37241-216-000	FRAME, speedometer setting	1	1	CB175-1000001.....	CL175-1000001.....	
18	37242-222-000	PACKING, speedometer.....	1	1	CB175-1000001.....	CL175-1000001.....	
19	61301-235-671B	CASE, head light (Black)	1	1	CB175-1000001.....	CL175-1000001.....	

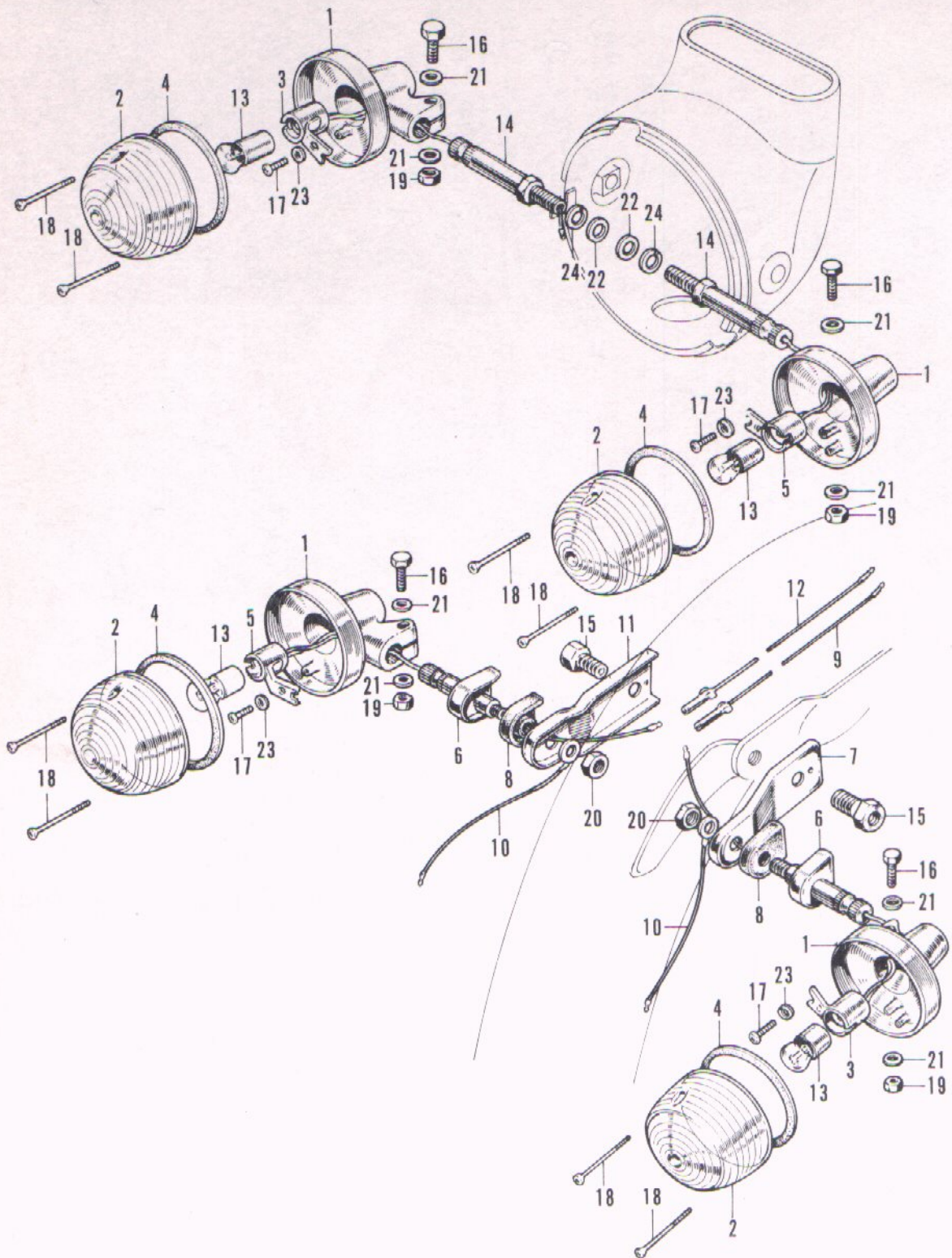
F-35 Head Light · Tail Light

Ref. No.	Part No.	Description	Reqd. No.		No. Used on		News No.
			CB 175	CL 175	From	To	
	61301-235-671C	CASE, head light (Scarlet).....	1	1	CB175-1000001.....	CL175-1000001	
	61301-235-671E	CASE, head light (Royal blue).....	1		CB175-1000001.....		
20	61302-268-020	GROMMET A, head light case	2	2	CB175-1000001.....	CL175-1000001	
21	84701-216-010B	BRACKET, number plate (Black) ...	1	1	CB175-1000001.....	CL175-1000001	
	84701-216-010C	BRACKET, number plate (Scarlet)...	1	1	CB175-1000001.....	CL175-1000001	
	84701-216-010E	BRACKET, number plate	1		CB175-1000001.....		
		(Royal blue)					
	84701-216-010Z	BRACKET, number plate	1	1	CB175-1000001.....	CL175-1000001	
		(Non sanding)					
22	84702-235-000	SEAT, number plate bracket.....	1	1	CB175-1000001.....	CL175-1000001	
23	90154-268-670	BOLT, light case setting.....	2	2	CB175-1000001.....	CL175-1000001	
24	92000-05012	BOLT, hex., 5×12	2	2		
25	92000-06012	BOLT, hex., 6×12	3	3		
26	93500-0404502	SCREW, cross, 4×45	2	2		
27	93700-0501202	SCREW, cross, 5×12	2	2		
28	94001-03000	NUT, hex., 3 mm	1	1		
29	94001-05000	NUT, hex., 5 mm	2	2		
30	94101-04000	WASHER, flat, 4 mm	1	1		
31	94101-05000	WASHER, flat, 5 mm	2	2		
32	94101-06000	WASHER, flat, 6 mm	3	3		
33	94101-10200	WASHER, flat, 10 mm.....	2	2		
34	94111-03000	WASHER, spring, 3 mm.....	1	1		
35	94111-05000	WASHER, spring, 5 mm.....	4	4		
36	94111-10200	WASHER, spring, 10 mm	2	2		
37	94251-05000	PIN, lock, 5 mm.....	2	2		

F-35 Head Light • Tail Light



F-36 Winker



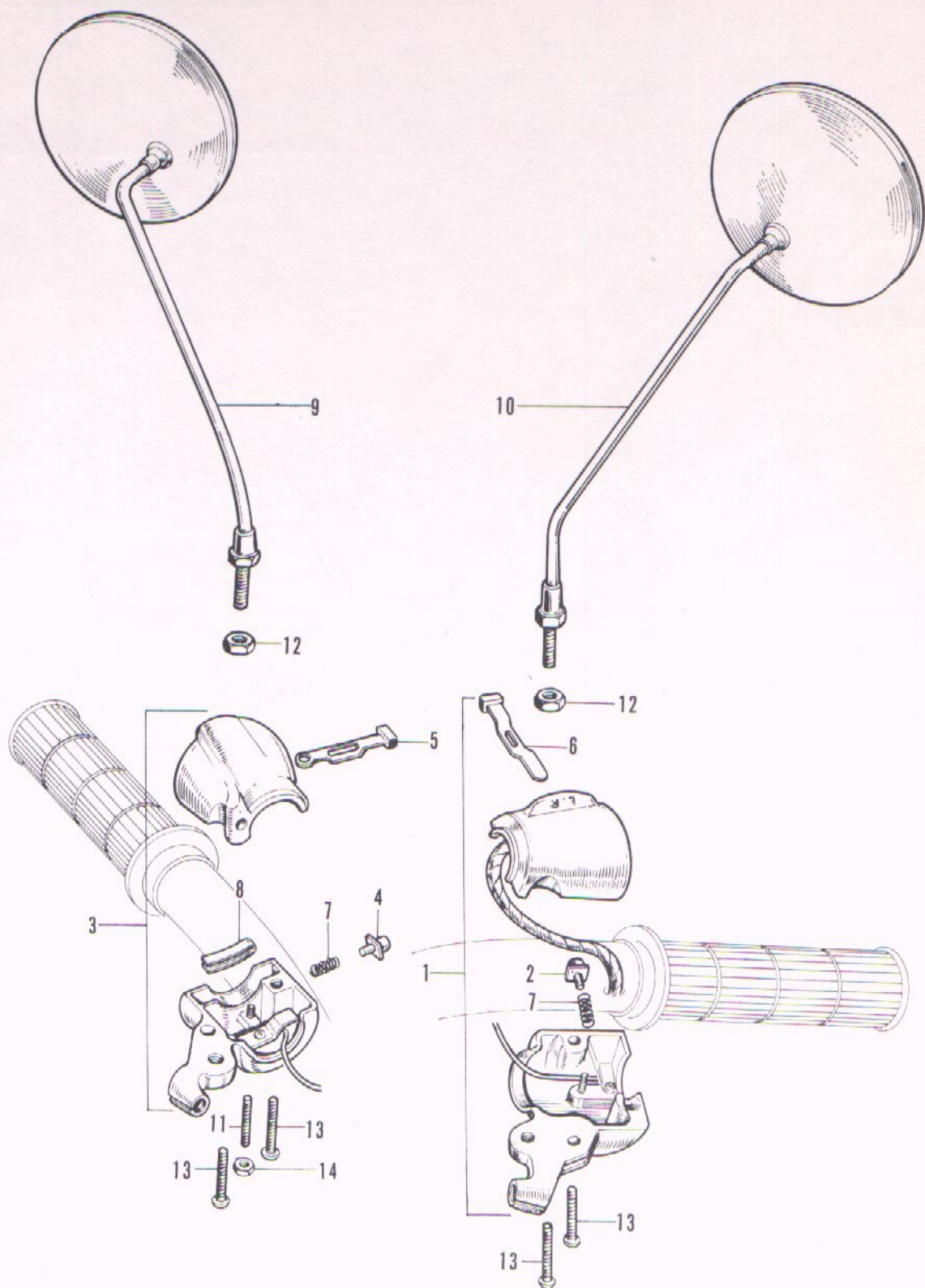
F-36 Winker

Ref. No.	Part No.	Description	Reqd. No.		No. Used on		News No.
			68 175	61 175	From	To	
	33400-268-671	WINKER ASSY., right	2	2	CB175-1000001.....	CL175-1000001	
1	33401-268-671	BASE, winker.....	4	4	CB175-1000001.....	CL175-1000001	
2	33402-268-671	LENS, winker.....	4	4	CB175-1000001.....	CL175-1000001	
3	33410-268-671	SOCKET, right winker	2	2	CB175-1000001.....	CL175-1000001	
4	33443-268-671	PACKING, winker lens	4	4	CB175-1000001.....	CL175-1000001	
	33450-268-671	WINKER ASSY., left	2	2	CB175-1000001.....	CL175-1000001	
5	33453-268-671	SOCKET, left winker	2	2	CB175-1000001.....	CL175-1000001	
6	33602-216-670	STAY, rear winker	2	2	CB175-1000001.....	CL175-1000001	
7	33603-235-670	BRACKET, right rear winker	1	1	CB175-1000001.....	CL175-1000001	
8	33608-235-670	RUBBER, rear winker mount	2	2	CB175-1000001.....	CL175-1000001	
9	33615-216-670	CORD, sub, right winker	1	1	CB175-1000001.....	CL175-1000001	
10	33620-216-670	CORD, rear winker earth	2	2	CB175-1000001.....	CL175-1000001	
11	33653-235-670	BRACKET, left rear winker.....	1	1	CB175-1000001.....	CL175-1000001	
12	33665-216-670	CORD, sub, left winker	1	1	CB175-1000001.....	CL175-1000001	
13	34905-268-671	BULB, winker	4	4	CB175-1000001.....	CL175-1000001	
14	90154-237-600	BOLT, light case setting.....	2	2	CB175-1000001.....	CL175-1000001	
15	90162-240-000	BOLT, rear fender setting.....	2	2	CB175-1000001.....	CL175-1000001	
16	92000-06028	BOLT, hex., 6×28.....	4	4	
17	93500-05008	SCREW, cross, 5×8.....	4	4	
18	93700-0302502	SCREW, cross, 3×25	8	8	
19	94001-06000	NUT, hex., 6 mm	4	4	
20	94001-10000	NUT, hex., 10 mm	2	2	
21	94101-06000	WASHER, flat, 6 mm	8	8	
22	94101-10200	WASHER, flat, 10 mm.....	2	2	
23	94111-05000	WASHER, spring, 5 mm.....	4	4	
24	94111-10200	WASHER, spring, 10 mm	2	2	

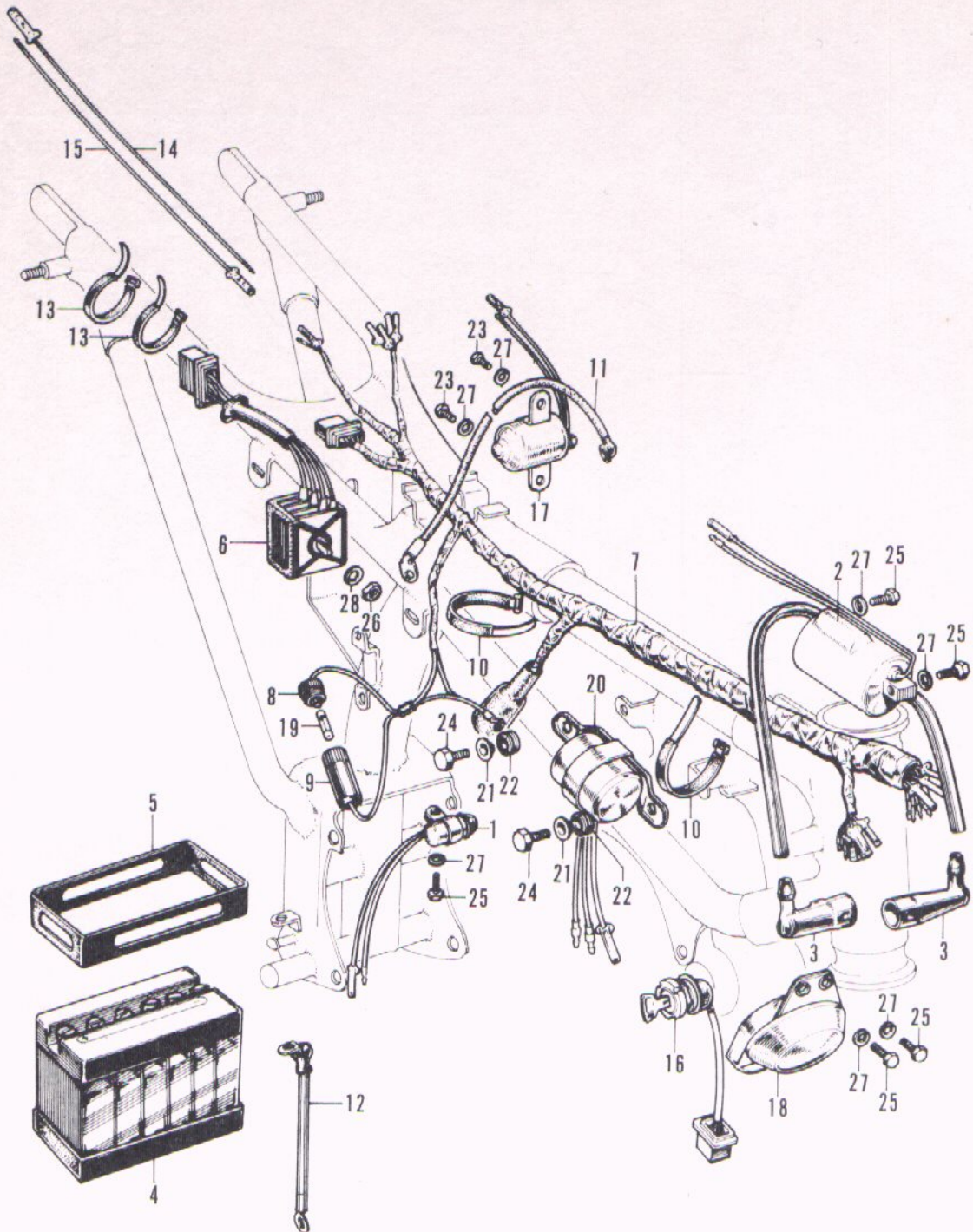
F-37 Winker Switch · Dimmer Switch

Ref. No.	Part No.	Description	Reqd. No.		No. Used on		News No.
			68 175	61 175	From	To	
1	35250-235-000	SWITCH ASSY., winker, with horn button	1	1	CB175-1000001.....	CL175-1000001	
2	35253-001-000	BUTTON, horn switch	1	1	CB175-1000001.....	CL175-1000001	
3	35300-236-671	SWITCH ASSY., dimmer, with starter button	1		CB175-1000001.....		
	35300-235-671	SWITCH ASSY., dimmer, with starter button		1	CL175-1000001.....		
4	35315-235-000	BUTTON, starter switch.....	1		CB175-1000001.....		
5	35316-235-000	KNOB, dimmer switch	1	1	CB175-1000001.....	CL175-1000001	
6	35317-235-000	KNOB, winker switch	1	1	CB175-1000001.....	CL175-1000001	
7	35318-259-000	SPRING, horn button	2	1	CB175-1000001.....	CL175-1000001	
8	53163-205-010	ADJUSTER, throttle grip	1	1	CB175-1000001.....	CL175-1000001	
9	88110-240-000	BACK-MIRROR, right	1	1	CB175-1000001.....	CL175-1000001	
10	88120-235-000	BACK-MIRROR, left	1	1	CB175-1000001.....	CL175-1000001	
11	90124-268-000	SCREW, throttle grip adjusting	1	1	CB175-1000001.....	CL175-1000001	
12	90314-240-000	NUT, hex., 10 mm.....	2	2	CB175-1000001.....	CL175-1000001	
13	93500-05025	SCREW, cross, 5×25	4	4		
14	94001-05000	NUT, hex., 5 mm	1	1		

F-37 Winker Switch · Dimmer Switch



F-38 Wire Harness • Battery



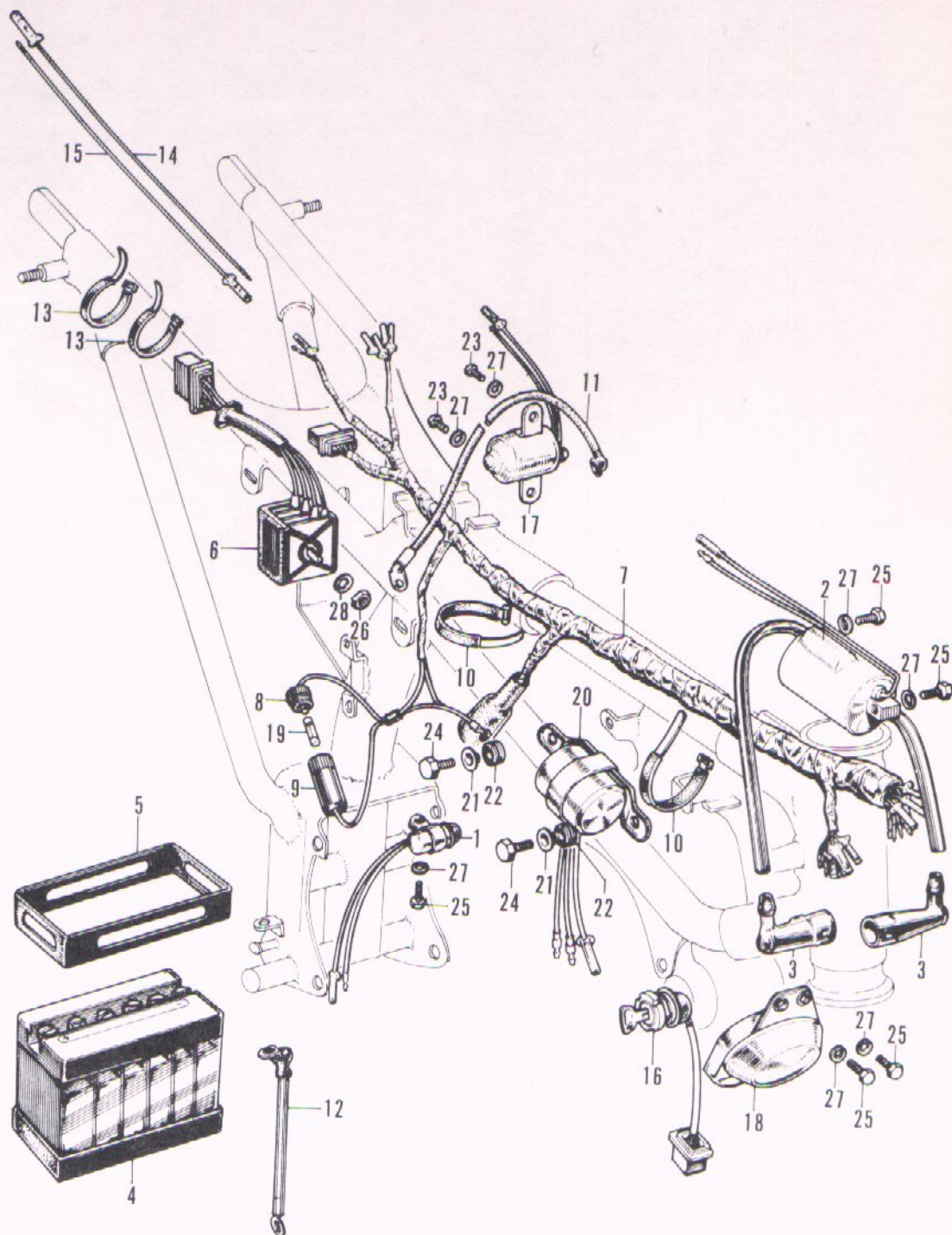
F-38 Wire Harness - Battery

Ref. No.	Part No.	Description	Reqd. No.		No. Used on		News No.
			CB 175	CL 175	From	To	
1	30280-235-000	CONDENSER.....	1	1	CB175-1000001.....	CL175-1000001	
2	30500-235-672	COIL ASSY., ignition	1	1	CB175-1000001.....	CL175-1000001	
3	30700-259-600	CAP, noise suppressor	2	2	CB175-1000001.....	CL175-1000001	
4	31500-222-000	BATTERY ASSY.	1	1	CB175-1000001.....	CL175-1000001	
5	31501-222-000	RUBBER, battery band	1	1	CB175-1000001.....	CL175-1000001	
6	31700-235-000	RECTIFIER ASSY., selenium	1	1	CB175-1000001.....	CL175-1000001	
7	32100-235-000	HARNESS, wire	1	1	CB175-1000001.....	CL175-1000001	
8	32106-253-000	CONNECTOR B, fuse.....	1	1	CB175-1000001.....	CL175-1000001	
9	32112-253-010	CONNECTOR A, fuse	1	1	CB175-1000001.....	CL175-1000001	
10	32162-268-000	BAND B, wire harness	2	2	CB175-1000001.....	CL175-1000001	
11	32401-216-000	CABLE, starter and battery	1		CB175-1000001.....		
12	32601-216-000	CABLE, battery earth	1	1	CB175-1000001.....	CL175-1000001	
13	32983-268-000	BAND A, wire harness	4	4	CB175-1000001.....	CL175-1000001	
14	33711-240-000	CORD, sub, tail light	1	1	CB175-1000001.....	CL175-1000001	
15	33713-240-000	CORD, sub, stop light.....	1	1	CB175-1000001.....	CL175-1000001	
16	35010-240-010	SWITCH-KIT, combination	1	1	CB175-1000001.....	CL175-1000001	
17	35850-235-000	SWITCH, starter magnetic.....	1		CB175-1000001.....		
18	38100-235-000	HORN	1	1	CB175-1000001.....	CL175-1000001	
19	38201-250-000	FUSE	1	1	CB175-1000001.....	CL175-1000001	
20	38300-235-671	RELAY, winker	1	1	CB175-1000001.....	CL175-1000001	
21	38305-216-670	COLLAR, winker relay setting.....	2	2	CB175-1000001.....	CL175-1000001	
22	38310-216-670	RUBBER, winker relay mount	2	2	CB175-1000001.....	CL175-1000001	

F-38 Wire Harness - Battery

Ref. No.	Part No.	Description	Reqd. No.		No. Used on		News No.
			CB 175	CL 175	From	To	
23	92000-06012	BOLT, hex., 6×12	2				
24	92000-06016	BOLT, hex., 6×16	2	2			
25	92000-06020	BOLT, hex., 6×20	5	5			
26	92002-08000	NUT, thin, 8 mm	1	1			
27	94111-06000	WASHER, spring, 6 mm.....	7	5			
28	94111-08000	WASHER, spring, 8 mm.....	1	1			

F-38 Wire Harness • Battery



PART NO. INDEX

Part No.	Page	Part No.	Page	Part No.	Page	Part No.	Page
11000 Parts		13111-217-000.....	7	15272-216-000.....	15	16171-250-004...47,51	
11101-235-020.....	28	13115-200-000.....	7	15281-216-000.....	15	55	
11200-235-020.....	32	13201-216-000.....	7	15292-216-000.....	15	16173-253-004...47,51	
11311-235-000.....	35	13211-235-000.....	7	15421-216-000.....	15	55	
11330-216-000.....	43	13310-216-020.....	7	15421-235-000.....	15	16175-260-004...47,51	
11340-235-000.....	19	13320-216-010.....	7	15441-216-010.....	43	55	
11394-216-000.....	43	13331-235-000.....	8	15450-216-000.....	43	16181-202-004...47,51	
11395-216-000.....	19	13332-235-000.....	8	15481-216-000.....	43	55	
11396-235-000.....	35	13351-216-000.....	8	15594-216-000.....	43	16182-011-004...47,51	
11431-216-000.....	19	13421-216-000.....	8	15595-216-000.....	43	55	
11641-216-000.....	39	13431-216-000.....	8	15597-216-000.....	43	16185-268-004...47,52	
11655-237-000.....	19	13441-216-000.....	8	15650-235-000.....	28	56	
11661-216-000.....	19	13482-216-000.....	8	15761-202-000.....	3	16187-268-004...47,52	
11661-237-000.....	19	13483-216-000.....	8			56	
11691-216-000.....	19	13495-200-000.....23,24		16000 Parts		16188-259-004...47,52	
11751-216-000.....	32	13615-216-020.....	8	16100-235-000.....	51	56	
11781-216-000.....	32			16100-236-000.....	51	16189-056-004...47,52	
11921-223-010.....	39			16100-237-000.....	47	56	
12000 Parts		14000 Parts		16102-235-000.....	55	16194-040-004.....	47
12021-216-000.....	11	14100-235-000.....	11	16102-236-000.....	55	16194-235-004...52,56	
12023-235-000.....	11	14410-235-003.....	11	16111-268-004.....	51	16198-268-004...47,52	
12100-235-000.....	3	14411-235-003.....	11	16118-268-004...47,51		56	
12100-235-303.....	3	14431-216-000.....	11	55		16199-259-004...47,52	
12191-235-010.....	3	14451-216-010.....	11	16119-268-004...47,55		56	
12200-235-010.....	3	14500-216-000.....	11	16122-259-004.....	47	16211-216-000.....	3
12200-237-010.....	3	14501-216-000.....	11	16122-259-014...51,55		16211-235-000.....	3
12241-200-300.....	11	14503-216-000.....	11	16125-235-004.....	47	16213-216-000.....	3
12251-235-000.....	3	14541-235-000.....	11	16125-259-004...51,55		16213-235-000.....	3
12300-216-000.....	3	14550-216-020.....	11	16126-259-004...47,51		16213-237-000.....	3
12300-237-000.....	3	14556-216-020.....	11	55		16229-216-000.....	3
12331-235-000.....	3	14610-235-000.....	11	16129-268-004...47,51		16229-235-000.....	3
12351-235-000.....	3	14711-235-010.....	11	55		16251-235-000.....	52
12361-216-000.....	3	14721-235-010.....	12	16133-235-004...51,55		16273-235-004.....	52
12391-216-000.....	3	14751-235-010.....	12	16133-259-004.....	47	16273-236-004.....	52
12394-216-000... 3,36		14761-235-010.....	12	16139-235-004...51,55		16274-235-004.....	56
12396-235-000.....	3	14771-011-000.....	12	16139-268-004.....	47	16274-236-004.....	56
		14775-235-000.....	12	16141-237-004.....	47	16950-028-010.....	67
		14781-235-000.....	12	16141-268-004.....	51	16950-240-000.....	115
				16146-268-004.....	55	16951-028-010.....	67
				16151-235-004.....	51	16951-235-000.....	115
				55		16952-028-000 67,115	
				16151-237-004.....	47	16957-028-000 67,115	
				16156-259-004...47,51		16958-028-000 67,115	
				55		16993-011-000 67,115	
				16157-259-004...47,51			
				55		17000 Parts	
				16162-259-004...47,51		17210-235-000.....	128
				55		17212-237-680.....	76
				16163-011-004...47,51		17213-230-010.....	76
				55		17221-237-680.....	76
				16164-202-004...47,51		17231-240-000S ...128	
				55		17247-240-000.....	128

PART NO. INDEX

Part No.	Page	Part No.	Page	Part No.	Page	Part No.	Page
17255-216-000.....128		18354-237-680..... 75		23932-200-000..... 23		28324-001-000..... 43	
17255-224-000..... 76		18371-236-000.....127		23932-235-010..... 24			
17257-268-000..... 76		18391-236-000.....127				30000 Parts	
17310-235-000.....128		18400-235-670.....124		24000 Parts		30200-235-000..... 36	
17331-235-000S ...128		18400-237-680..... 75		24211-216-000..... 28		30201-216-004..... 36	
17500-230-070B ... 67				24211-235-000..... 28		30201-216-005..... 36	
17500-230-070C ... 67		22000 Parts		24221-235-000..... 28		30202-216-004..... 36	
17500-230-070XD 67		22100-235-030..... 15		24231-235-000..... 28		30202-216-005..... 36	
17500-230-070XE 67		22120-216-010..... 15		24261-216-000..... 28		30205-216-004..... 36	
17500-230-070Z ... 67		22201-235-000..... 15		24261-283-000...23,24		30205-216-005..... 36	
17500-240-000B ...115		22311-200-000..... 15				30220-216-000..... 36	
17500-240-000C ...115		22321-235-000..... 15		24263-283-000..... 28		30280-235-000.....155	
17500-240-000E ...115		22351-235-000..... 15		24301-235-000..... 28		30361-216-000..... 36	
17500-240-000Z ...115		22401-216-600..... 15		24301-237-000..... 28		30370-216-000..... 36	
17500-242-000S ...115		22408-216-000..... 15		24430-216-000..... 28		30391-216-000..... 36	
17500-242-000Z ...115		22810-216-040..... 19		24435-216-000..... 28		30500-230-000..... 99	
17602-028-000..... 67		22815-216-010..... 19		24438-216-000..... 28		30500-235-672.....155	
17611-230-010 67,115		22838-216-000..... 15		24439-235-000..... 28		30700-259-600.....155	
17613-230-010 67,115		22841-216-020..... 19		24610-235-000..... 32		30903-216-000..... 36	
17620-259-000 67,115		22844-200-000..... 19		24621-200-000..... 32		30905-216-000..... 12	
17631-259-000 67,115		22850-216-000..... 15		24641-216-000..... 32		30906-200-000..... 8	
17640-230-000..... 67		22870-223-000.....100		24651-235-000..... 32			
17640-240-000.....115				24652-200-000..... 32		31000 Parts	
17650-230-000..... 67		22870-237-680..... 59		24700-235-000..... 19		31100-235-000..... 39	
17650-240-000.....115		22875-216-000..... 19		24700-237-000..... 19		31100-237-000..... 39	
17661-216-000.....115		22903-200-000..... 15		24710-235-000..... 28		31101-235-005..... 39	
17661-223-000.....115				24781-205-000..... 19		31101-237-004..... 39	
17661-230-020..... 67		23000 Parts				31101-237-005..... 39	
17662-216-000.....115		23211-216-020..... 23		28000 Parts		31102-235-005..... 39	
17662-223-000.....115		23211-235-010..... 24		28101-216-003..... 39		31102-237-004..... 39	
17662-230-020..... 67		23221-216-010..... 23		28110-216-000..... 39		31102-237-005..... 39	
17910-240-000.....100		23221-235-010..... 24		28117-216-000..... 39		31200-216-000..... 39	
17910-236-000.....103		23420-216-000..... 23		28120-201-030..... 39		31200-225-000..... 39	
17910-237-680..... 59		23420-235-010..... 24		28125-253-020..... 39		31201-216-005..... 39	
17911-023-000..... 59		23430-235-000..... 24		28126-253-030..... 39		31201-225-154..... 39	
		23431-216-000..... 23		28128-253-030..... 39		31202-216-005..... 39	
18000 Parts		23441-216-010..... 23		28211-235-020..... 32		31202-225-154..... 39	
18220-236-000.....127		23441-235-000..... 24		28239-235-000..... 32		31204-216-005..... 39	
18231-236-000 75,124		23451-216-010..... 23		28250-235-000..... 32		31204-225-154..... 39	
		23451-235-000..... 24		28252-235-000..... 32		31205-216-005..... 39	
18233-236-000 75,124		23460-216-000..... 23		28261-235-000..... 32		31500-222-000.....155	
		23461-235-000..... 24		28300-230-000..... 43		31500-237-680..... 99	
18240-236-000.....127		23471-216-000..... 23		28300-235-000..... 43		31501-222-000.....155	
18260-241-000.....127		23471-235-000..... 24		28301-230-010..... 43		31700-230-000..... 99	
18261-241-000.....127		23481-235-000..... 24		28301-235-000..... 43		31700-235-000.....155	
18291-236-000 75,124		23491-235-010..... 24		28302-001-000..... 43			
		23801-216-010..... 24		28302-200-000..... 43		32000 Parts	
18300-235-670.....124		23801-216-811..... 23		28303-001-000..... 43		32100-235-000.....155	
18300-236-000.....127		23811-230-000...23,24		28311-001-000..... 43		32100-237-600..... 99	
18300-237-680..... 75		23931-216-000..... 23		28311-200-000..... 43		32100-237-680..... 99	
18340-241-000.....127		23931-235-000..... 24		28322-001-000..... 43			
18353-237-680..... 75							

PART NO. INDEX

Part No.	Page	Part No.	Page	Part No.	Page	Part No.	Page
32106-253-000.....155		33410-268-671 95,151		34906-268-810.....147		39000 Parts	
32106-253-010..... 99		33443-268-671...92,95		34908-230-000..... 88		39152-500-810..... 76	
32112-253-010 99,155		151				40000 Parts	
32162-268-000.....155		33450-230-000..... 92		35000 Parts		40510-237-680B ... 79	
32401-216-000.....155		33450-237-600..... 95		35010-230-006..... 99		40510-237-680C ... 79	
32401-237-000..... 39		33450-268-671.....151		35010-240-010.....155		40510-237-680XD 79	
32402-216-000..... 39		33453-230-023..... 92		35100-230-006..... 99		40510-237-680XE 79	
32601-216-000.....155		33453-268-671 95,151		35100-230-013..... 99		40510-237-680Z ... 79	
32601-237-680..... 99		33600-230-000..... 92		35250-230-023..... 96		40510-240-000B ...132	
32911-216-000..... 40		33600-237-600..... 95		35250-235-000.....152		40510-240-000C ...132	
32912-216-000..... 40		33602-216-670.....151		35253-001-000.....152		40510-240-000E ...132	
32913-216-000..... 40		33603-235-670.....151		35300-230-023..... 96		40520-237-680B ... 79	
32971-205-000..... 40		33608-235-670.....151		35300-230-621..... 96		40520-237-680C ... 79	
32983-230-000..... 92		33610-230-023..... 92		35300-235-671.....152		40520-237-680XD 79	
32983-268-000.....155		33610-237-600..... 95		35300-236-671.....152		40520-237-680XE 79	
33000 Parts		33615-216-670.....151		35315-230-010..... 96		40520-237-680Z ... 79	
33100-230-015..... 88		33620-216-670.....151		35315-235-000.....152		40530-217-000.....132	
33100-230-023..... 88		33650-230-000..... 92		35316-230-000..... 96		40530-237-680..... 79	
33100-235-671.....147		33650-237-600..... 95		35316-235-000.....152		40531-216-000.....132	
33100-237-600..... 91		33653-235-670.....151		35317-001-000..... 96		40531-237-680..... 79	
33101-230-010..... 88		33660-230-023..... 92		35317-235-000.....152		40543-216-000.....143	
33101-237-600..... 91		33660-237-600..... 95		35318-259-000..... 96		40543-230-010..... 87	
33101-283-013.....147		33665-216-670.....151		35318-259-000.....152		40545-001-000..... 79	
33102-030-000..... 88		33700-041-601..... 95		35319-028-300..... 96		41000 Parts	
33102-030-000..... 88		33700-230-010..... 92		35350-230-000..... 72		41201-217-000.....143	
33103-200-020 88,147		33700-235-671.....147		35350-240-000.....120		41201-235-000..... 87	
33107-200-030.....147		33701-041-003..... 92		35357-230-000 72,120		41201-236-000.....143	
33108-268-000..... 91		33701-041-600..... 95		35752-216-000..... 28		41201-240-000.....143	
33113-200-000.....147		33701-041-671.....147		35753-205-000..... 28		41201-240-000.....143	
33117-200-020 88,147		33702-041-671..... 95		35850-230-000..... 99		41241-222-000 87,143	
33120-230-003..... 88		33702-230-000..... 92		35850-235-000.....155		42000 Parts	
33120-230-005..... 88		33702-283-010.....147		37000 Parts		42301-230-000..... 87	
33120-235-003.....147		33706-041-671..... 95		37200-235-671.....147		42301-235-000.....143	
33120-237-600..... 91		33707-041-000 92,147		37200-235-672.....147		42304-230-000..... 87	
33124-259-000..... 88		33707-041-671..... 95		37200-237-680..... 88		42311-216-000.....143	
33125-200-030.....147		33709-041-000...92,95		37241-216-000.....147		42313-216-000.....143	
33128-200-030.....147		147		37242-222-000.....147		42313-230-020..... 87	
33128-259-000..... 88		33711-240-000.....155		38000 Parts		42601-230-020..... 87	
33130-216-003..... 88		33713-240-000.....155		38100-230-000S ... 68		42601-235-000.....143	
33130-216-005..... 88		33719-041-300.....147		38100-235-000.....155		42602-230-000..... 87	
33130-237-600..... 91		34000 Parts		38201-250-000 99,155		42620-230-010..... 87	
33154-259-003..... 88		34901-200-000..... 88		38300-230-040..... 99		42620-235-000.....143	
33170-237-003..... 91		34901-202-600..... 91		38300-235-671.....155		42701-235-000.....143	
33400-230-000..... 92		34902-202-000..... 88		38300-237-600..... 99		42711-056-000.....143	
33400-237-600..... 95		34902-202-600..... 91		38305-216-670.....155		42711-216-000.....143	
33400-268-671.....151		34902-259-000.....147		38310-216-670.....155		42711-230-000..... 87	
33401-230-010..... 92		34905-053-000..... 95				42711-268-000.....143	
33401-268-670..... 95		34905-212-000..... 92				42712-216-000.....143	
33401-268-671.....151		34905-268-671.....151					
33402-268-671...92,95		34906-041-671..... 95					
151		34906-202-610..... 92					
33410-230-023..... 92							

PART NO. INDEX

Part No.	Page	Part No.	Page	Part No.	Page	Part No.	Page
43000 Parts							
43100-230-030.....	87	45131-235-000.....	139	50524-001-000.....	75	51401-237-680.....	60
43100-235-000.....	143	45131-240-000.....	143	50524-011-000.....	120	51402-240-000S ...	104
43120-230-000.....	87	45133-230-000...84,87		50524-268-000.....	120	51410-230-030.....	60
43141-230-010.....	87	45133-235-000.....	139	50525-222-000.....	120	51410-240-000.....	104
43410-230-010 87,143		45133-240-000.....	143	50526-230-000.....	72		108
43431-230-010.....	79	45134-250-000...84,87		50530-230-000.....	72	51420-230-030S ...	60
43431-240-000.....	132		139,143	50530-236-000B ...	120	51420-240-000S ...	104
43434-250-000.....	79	45410-230-020.....	84	50542-200-000.....	72	51420-241-000S ...	108
43451-230-000.....	72	45410-235-000.....	139	50542-273-000.....	120	51423-230-030S ...	60
43451-235-000.....	120	45420-235-000.....	139	50600-235-670B ...	120	51442-216-010.....	104
43471-250-010.....	72	45431-235-000.....	139	50600-236-000B ...	120		108
43472-212-000 72,120		45432-283-000.....	139	50603-033-000.....	120	51442-230-320.....	60
43472-250-000.....	120	45435-250-000.....	59	50610-235-670.....	120	51443-222-000 60,104	
		45450-216-000.....	100	50610-236-300.....	120		108
		45450-236-000.....	103	50610-237-680B ...	72	51444-222-000.....	104
		45450-230-680.....	59	50616-283-020B ...	120		108
		45451-283-000.....	64	50617-283-000.....	120	51445-216-000 60,104	
		45461-001-000...59,72		50642-283-020B ...	120		108
			120	50644-283-000.....	123	51446-222-000 60,104	
		45461-222-000.....	140	50661-230-000.....	72		108
		45462-028-000...59,72		50661-273-300.....	123	51447-216-000 60,104	
			120	50661-283-010.....	123		108
		45465-270-000.....	59	50701-240-000B ...	124	51451-216-010 60,104	
					127		108
				50701-240-000C ...	124	51493-273-000 60,100	
					127		104,108
				50701-240-000E ...	124	51500-235-000S ...	104
				50701-240-000Z ...	124	51500-236-000S ...	108
					127	51500-237-680.....	60
				50703-216-000.....	124	51520-230-030S ...	60
					127	51520-235-000S ...	104
				50705-024-000 79,124		51520-236-000S ...	108
					127	51601-216-670.....	104
				50712-024-000 79,124			108
					127	51602-230-040B ...	60
				50715-024-000.....	79	51602-230-040C ...	60
				50715-283-000 79,124		51602-230-040XD 60	
					127	51602-230-040XE 60	
				50721-240-000B ...	124	51602-230-040Z ...	60
					127	51602-230-620B ...	60
				50721-240-000C ...	124	51602-230-620C ...	60
					127	51602-230-620XD 60	
				50721-240-000E ...	124	51602-230-620XE 60	
				50721-240-000Z ...	124	51602-230-620Z ...	60
					127	51602-235-670B ...	104
						51602-235-670C ...	104
						51602-235-670E ...	104
						51602-235-670Z ...	104
						51602-236-670B ...	108
						51602-236-670C ...	108
						51602-236-670Z ...	108
						51606-230-040B ...	60
						51606-230-040C ...	60

PART NO. INDEX

Part No.	Page	Part No.	Page	Part No.	Page	Part No.	Page
51606-230-040XD	63	52145-268-000.....	132	53141-240-000	100	61100-236-000S ...	111
51606-230-040XE	63	52161-001-010.....	79		103	61100-237-600B ...	64
51606-230-040Z ...	63	52400-216-000B ...	136	53141-271-000.....	59	61100-237-600C ...	64
51606-230-620B ...	60	52400-216-000C ...	136	53161-250-000	59	61100-237-600XD	64
51606-230-620C ...	60	52400-216-000E ...	136	53162-042-000.....	59	61100-237-600XE	64
51606-230-620XD	63	52400-223-000B ...	136	53162-216-810.....	107	61100-237-680B ...	64
51606-230-620XE	63	52400-223-000C ...	136	53163-271-000.....	96	61100-237-680C ...	64
51606-230-620Z ...	63	52400-242-000B ...	83	53163-205-010.....	152	61100-237-680XD	64
51606-235-670B ...	104	52400-242-000C ...	83	53165-283-000.....	59	61100-237-680XE	64
51606-235-670C ...	104	52400-242-000XD	83		100, 103	61301-230-040B ...	88
51606-235-670E ...	104	52400-242-000XE	83	53166-028-000.....	59	61301-230-040C ...	88
51606-235-670Z ...	104	52401-216-000.....	136	53166-283-000.....	100	61301-230-040XD	88
51606-236-670B ...	108	52401-242-000.....	83		103	61301-230-040XE	88
51606-236-670C ...	108	52410-230-040.....	83	53175-216-670.....	100	61301-230-620B ...	91
51606-236-670Z ...	108	52455-230-010.....	83		103	61301-230-620C ...	91
51608-216-000.....	63	52459-242-000.....	83	53175-242-680.....	59	61301-230-620XD	91
51608-216-670.....	104	52460-216-010.....	136	53178-216-670.....	100	61301-230-620XE	91
51611-223-010.....	108	52460-230-000B ...	83		103	61301-235-671B ...	147
51611-230-010B ...	63	52460-230-000C ...	83	53178-242-680.....	59	61301-235-671C ...	148
51611-230-010C ...	63	52460-230-000XD	83	53192-268-000.....	100	61301-235-671E ...	148
51611-230-010XD	63	52460-230-000XE	83		103	61302-230-010.....	88
51611-230-010XE	63	52463-216-000B ...	136	53200-230-020B ...	64	61302-268-020.....	148
51611-230-010Z ...	63	52463-216-000C ...	136	53200-230-020C ...	64	61303-230-000.....	88
51611-240-000B ...	104	52463-216-010B ...	136	53200-230-020XD	64		
51611-240-000C ...	104	52463-216-010C ...	136	53200-230-020XE	64		
51611-240-000E ...	104	52463-216-010E ...	136	53200-230-020Z ...	64		
51611-240-000Z ...	104	52465-216-000.....	136	53200-240-000B ...	111		
51612-240-000B ...	104	52465-216-010.....	136	53200-240-000C ...	111		
51612-240-000C ...	104	52465-230-020.....	83	53200-240-000E ...	111		
51612-240-000E ...	104	52483-222-810.....	136	53200-240-000Z ...	111		
51612-240-000Z ...	104	52485-230-000.....	83	53211-200-305 64, 111			
51621-223-000.....	108	52486-230-010.....	83	53212-200-305 64, 111			
51622-216-670.....	104	52488-230-000.....	83	53214-200-000 64, 111			
51622-222-000.....	63	52489-230-010.....	83	53215-200-000 64, 111			
51622-223-000.....	108	52490-230-000.....	83	53215-230-000 64, 111			
51623-235-670.....	104	52532-268-000.....	136	53220-230-010 64, 111			
	108			53230-235-000.....	100		
					103		
				53231-237-680.....	59, 64		
				53245-230-000.....	64		
				53600-230-000 64, 111			
				53631-268-020 64, 111			
				53740-236-000.....	111		
				53750-216-000.....	111		
				53761-216-000.....	111		
				53762-216-000.....	111		
				53763-216-000.....	111		
				53764-283-000.....	111		
				53765-283-000.....	111		

PART NO. INDEX

Part No.	Page	Part No.	Page	Part No.	Page	Part No.	Page
83500-240-000B ...128		89204-268-000.....128		90404-216-000..... 16		91101-220-000..... 8	
83500-240-000C ...128		89212-001-000..... 76		90407-205-000..... 35		91101-253-020..... 40	
83500-240-000E ...128		89216-264-000.....128		90407-259-000..... 35		91103-220-000..... 8	
83500-240-000Z ...128		89216-264-010..... 76		90416-202-000..... 28		91103-222-000..... 8	
83541-216-000.....128		89231-001-000..... 76		90431-216-010..... 44		91201-216-000...23,24	
83551-240-300.....128		89231-216-000.....128		90441-216-000..... 4		91201-223-000..... 40	
83600-237-680B ... 68				31,35		91201-235-000..... 20	
83600-237-680C ... 68		90000 Parts		90451-230-000...23,24		91202-216-000..... 44	
83600-237-680XD 68		90009-216-020..... 12		90452-216-000..... 8		91204-200-000...31,32	
83600-237-680XE 68		90012-200-000..... 12		90503-011-000..... 64		91204-216-000..... 36	
83600-237-680Z ... 68		90013-230-000..... 35		90503-222-000.....112		91205-216-000..... 40	
83631-223-000.....119		90031-216-000..... 28		90506-273-000.....100		91205-222-000..... 20	
83632-223-000.....119		90061-216-000...23,24		107,108		91206-216-000...23,27	
83635-216-000.....119		90064-250-000.....123		90512-283-000..... 72		91251-230-000..... 84	
83650-230-010..... 68		90107-216-010.....136		90522-240-000.....135		140	
		90108-200-000..... 72		90524-030-000.....144		91252-230-000..... 84	
		90108-223-000.....123		90526-216-000.....135		140	
		90113-230-010..... 76		90526-268-000..... 83		91255-216-000..... 63	
		90114-020-000..... 59		90527-200-000.....136		91257-230-000..... 87	
		90114-268-020.....100		90527-230-000..... 83		91301-200-000..... 4	
		103		90528-023-000..... 80		91301-216-000..... 20	
		90115-216-000.....119		90528-230-000..... 83		91302-001-000..... 31	
		90118-268-000.....111		90529-216-010.....123		91302-216-000..... 4	
		90119-205-000..... 87		90532-240-000.....140		91303-216-000..... 12	
		90119-258-000.....143		90533-240-000.....140		91304-216-000..... 16	
		90121-237-680..... 79		90535-283-000..... 59		91305-216-000..... 44	
		90121-240-000.....132		100,103		91309-700-000..... 44	
		90123-036-810..... 63		90537-051-000..... 63			
		90123-273-000.....100		90543-273-000..... 63			
		107,108		107,108			
		90124-268-000.....152		90554-240-000.....135			
		90126-222-000.....140		90557-230-000..... 63			
		90127-230-000..... 79		107,108			
		90127-240-000.....132		90603-200-000...12,32			
		90131-268-010.....111		90664-216-000..... 87			
		90133-240-000.....132		144			
		90154-237-600.....151		90667-216-000..... 63			
		90154-268-670 91,148		107,108			
		90162-240-000.....135		90701-202-000..... 8			
		151		90701-216-000..... 32			
		90165-273-000.....127		90701-250-000..... 40			
		90206-001-000..... 12		90703-200-000..... 4			
		90231-200-010..... 43		19,23,24,44			
		90304-011-000..... 64		90755-216-000.....107			
		90304-236-000.....112		108			
		90305-230-000.....135		90757-216-000.....144			
		90306-235-000.....143		90901-230-000...16,19			
		90308-216-000.....136					
		90314-240-000.....152					
		90321-268-000.....100					
		103					
		90363-237-680..... 80					
				91000 Parts			
				91001-216-000..... 8			
				91002-235-000..... 19			
				91003-235-000...23,24			
84000 Parts							
84701-216-010B ...148							
84701-216-010C ...148							
84701-216-010E ...148							
84701-216-010Z ...148							
84701-237-600C ... 95							
84701-237-600XD 95							
84701-237-600XE 95							
84701-237-600Z ... 95							
84702-235-000.....148							
87000 Parts							
87121-237-000.....116							
87121-237-680..... 67							
87122-237-000.....116							
87122-237-680..... 67							
87125-253-680 68,132							
88000 Parts							
88110-230-000..... 96							
88110-240-000.....152							
88120-235-000.....152							
88120-230-810..... 96							
89000 Parts							
89010-235-000.....128							
89010-237-000..... 76							
89101-011-000..... 76							
89101-216-000.....128							
89201-200-000 76,128							
89202-230-000..... 76							
89202-273-000.....128							
89203-200-000 76,128							

MEMO

HONDA MOTOR CO., LTD.

PRINTED IN JAPAN

'67 4. ⑧-A 3,000