

HONDA

PARTS CATALOG

CX500TC'82

Turbo

HONDA MOTOR CO., INC.

May, 1994

Second Edition

14MC7CM

Honda Co., Inc. 1994

PRINTED IN U.S.A.

	Grid	Page
How To Use This Catalog	A 2	iv
Serial Numbers	A 3	vi
Construction Of Vehicle Identification Number (V.I.N.)	A 3	vii
Color Tables	A 4	viii
Manuals	A 4	ix
Model ID Photos	A 5	x
Specifications	A 5	xi
Bulk Hose	A 6	xii
Commonly Required Replacement Parts	A 7	xiv
Contents By Page No. Sequence	A 3	xvi
Contents In Alphabetical Order	A 8	1
Part Groups		
Engine Group	B 1	2
Frame Group	E 1	54
Index		
Part Number Index	I 1	140
Description Index	J 1	152

CX500 TURBO INDEX

Description	Page	Description	Page	Description	Page
Title Page	1	Differential	49	Shift Fork	29
Index	2	Disc		Shock Absorber Front	45
How to use Catalogue	3	Fairing	72	Shock Absorber Rear	62
Serial Number/Vehicle ID Number	4	Final Shaft	23	Side Cover	53
Colour Table	5	Footpeg	58	Side Stand	60
Model ID Photos/Specifications	6	Frame	66	Spark Unit	54
Commonly Ordered Parts	7	Fuel Pump	68	Starter Motor	20
Part Number Index	75	Fuel Tank	51	Steering Stem	44
		Gasket Kit A	34	Striping	73
		Gasket Kit B	35	Swingarm	60
Air Cleaner	55	Gearshift Pedal	58	Switches	40
Air Valve	33	Handlebars	42	Taillight	65
Alternator	22	Horn	44	Tensioner	23
Battery	53	Ignition Coil	65	Thermostat	12
Brake Caliper Front		Ignition Pulser	19	Throttle Body	31
Brake Caliper Rear	47	Intake Manifold	31	Tool Box	68
Brake Master Cylinder Front	40	Key Set	42	Tools	69
Brake Master Cylinder Rear	46	Labels	74	Top Bridge	42
Brake Pedal	58	Main Stand	60	Transmission	28
Breather Separator	67	Mud Guard Front	44	Transmission Cover	16
Cables	39	Mud Guard Rear	63	Turbo Pump	30
Cam Chain	23	Mufflers	56	Turn Signals	64
Clutch	17	Oil Filter	15	Valve	13
Clutch Cover	15	Oil Pan	26	Water Pipe	12
Combination Instrument	38	Oil Pump	18	Water Pump	19
Combination Light, Front	37	Piston	27	Wheel Front	
Control Levers	39	Primary Drive Gear	18	Wheel Rear	48
Cooling Fan	36	Reed Valve	33	Windscreen	70
Cover Rear	21	Reserve Tank	67	Wiring Harness	65
Cowl Stay	73	Rocker Arm Lower	14		
Cowl Rear	52	Rocker Arm Upper	13		
Crankshaft	27	Seat	52		
Cylinder Block	24	Sensors	54		
Cylinder Head Cover	10	Shift Drum	29		
Cylinder Head LH	11				
Cylinder Head RH	10				

HOW TO USE THIS CATALOG

This catalog is to be used when ordering replacement parts for the model(s) specified on the microfiche strip.

CATALOG PAGE BREAKDOWN

DESCRIPTION	BLOCK NO.	MODEL APPLICATION	AREA CODE	ENGINE SERIAL NUMBER	QTY REQ	PART NUMBER	HONDA CODE
		1 1 1 1 1 1 1 1 9 9 9 9 9 9 9 9 8 8 8 8 8 8 8 8 4 5 6 7 4 5 6 7		FROM TO			

2 3a 3 4 5 6 7 8

REF NO. — Reference number corresponding with the reference numbers in the illustration.
Illustrations are representative only and do not necessarily correspond exactly to the actual part. "N" signifies the part is illustrated.

DESCRIPTION — Describes the part for the related part number.

Abbreviations	Assembly	Complete	Right	Left	Standard	Millimeter	Gram	Tooth	20 Teeth	Ampere	Volt	Watt	Kilometer	Per Hour	Miles Per Hour
SY	Assembly	Complete	Right	Left	Standard	Millimeter	Gram	Tooth	20 Teeth	Ampere	Volt	Watt	Kilometer	Per Hour	Miles Per Hour
MP	Assembly	Complete	Right	Left	Standard	Millimeter	Gram	Tooth	20 Teeth	Ampere	Volt	Watt	Kilometer	Per Hour	Miles Per Hour
IN	Assembly	Complete	Right	Left	Standard	Millimeter	Gram	Tooth	20 Teeth	Ampere	Volt	Watt	Kilometer	Per Hour	Miles Per Hour
EX	Assembly	Complete	Right	Left	Standard	Millimeter	Gram	Tooth	20 Teeth	Ampere	Volt	Watt	Kilometer	Per Hour	Miles Per Hour
FR	Assembly	Complete	Right	Left	Standard	Millimeter	Gram	Tooth	20 Teeth	Ampere	Volt	Watt	Kilometer	Per Hour	Miles Per Hour
HEX	Assembly	Complete	Right	Left	Standard	Millimeter	Gram	Tooth	20 Teeth	Ampere	Volt	Watt	Kilometer	Per Hour	Miles Per Hour
AM	Assembly	Complete	Right	Left	Standard	Millimeter	Gram	Tooth	20 Teeth	Ampere	Volt	Watt	Kilometer	Per Hour	Miles Per Hour
TM	Assembly	Complete	Right	Left	Standard	Millimeter	Gram	Tooth	20 Teeth	Ampere	Volt	Watt	Kilometer	Per Hour	Miles Per Hour
CB	Assembly	Complete	Right	Left	Standard	Millimeter	Gram	Tooth	20 Teeth	Ampere	Volt	Watt	Kilometer	Per Hour	Miles Per Hour
WL	Assembly	Complete	Right	Left	Standard	Millimeter	Gram	Tooth	20 Teeth	Ampere	Volt	Watt	Kilometer	Per Hour	Miles Per Hour
WOL	Assembly	Complete	Right	Left	Standard	Millimeter	Gram	Tooth	20 Teeth	Ampere	Volt	Watt	Kilometer	Per Hour	Miles Per Hour

Decision for "R" or "L"
If the description of a part stands for the Right hand side of the Left hand side, which is decided by the forward motion of the vehicle.

3. MODEL APPLICATION — Model application for the various models listed within the catalog. Single model applications will not require this section.

3a. MODEL YEAR GUIDE — A guide to the part application (prior to 1976 the guide reference is the model designation i.e. KC, K1, etc.). For 1976 and above the guide reference is the last digit of the model year i.e. 1976=6, 1977=7, 1985=5 etc.).

4. AREA CODE — Area codes for parts that are unique to a particular area. Area codes are defined in the Serial Number application chart when applicable. This column will not be used in catalogs which do not include unique area codes.

5. SERIAL NUMBER — Applies to Engine or Frame serial numbers depending on the section.
The serial number of the vehicle, frame, engine, carburetor, should be checked prior to ordering parts for a specific unit. In cases where a part has been modified, the serial number of the vehicle bearing the modification is listed in the "SERIAL NUMBER" column.
The modification parts are controlled by each pertinent serial number below.

Engine serial number — Engine group parts (Block numbers beginning with "E").

Carburetor identification number — Carburetor component parts.

Frame serial numbers — Frame group parts (Block numbers beginning with "F"). Serial number application chart and Serial number locations are provided.

Note: Some models may be controlled by one serial number only.

HOW TO USE THIS CATALOG

6. QTY REQ. — Quantity required per unit as specified.
A "N" in place of the quantity indicates AS REQUIRED.
B "1" or "1" by the quantity required indicates "optional".

7. PART NUMBER — Part number corresponding to the reference numbers and application. Several part numbers may be listed under one (1) reference number. For your convenience the current supersede chain, as of print date, has been listed for you. Supersede chains are subject to change without notice.

MAKE-UP OF PART NUMBERS
All parts are classified into two groups, consisting of GENERAL PARTS and STANDARD PARTS. All parts are numbered in accordance with system described below.

General Parts
Example: Fork comp. Part No. 51105-GH1-700ZA
Function No. 51
Component No. 105
Parts Classification No. GH1
Classification No. 700
Color Code

Standard Parts
Example: 8 x 8 Hex. Bolt Part No. 92000-06018-1A
Function No. 92
Type No. 000
Dimensions
ISO Standard Designation
Chemical Surface Treatment

The color code at the end of all General Parts part numbers indicate the color. However, color codes (excepts ZA, ZB, ZC onward except ZZ, do not indicate the color directly but refer to the notes "A" in the Description Column of the Parts Catalog Microfiche. If the color description is not indicated in the text, refer to the color table.

8. HONDA CODE — The Honda Code is listed to the right of each microfiche grid lists section.

9. ADDITIONAL INFORMATION — The table of contents at the right of each microfiche grid lists section in alphabetical order. Some microfiche will require separate contents for the Engine and Frame sections will be noted in a sub-heading; the introduction section of these microfiche will have the contents of the Engine even number grids and the contents of the Frame odd number grids.

NOTE: The Block No. listed in the upper right hand corner of the Description heading refers to a complete illustration page and its text, and should not be confused with the GRID NO. when using microfiche.
Rear view mirrors are standard equipment on all legal models.

51105-GH1-700ZA
51
105
GH1
700

92000-06018-1A
92
000
DESCRIPTION — 08C18

Assembly
Alternating
Current
Direct Current
Inlet
Exhaust
Hexagon
Anchoring Mark
Transcript Mark
Capacitive
Discharge Igniter
With Labeling
Without Labeling

Assembly
Complete
Right
Left
Standard
Millimeter
Gram
Tooth
20 Teeth
Ampere
Volt
Watt
Kilometer
Per Hour
Miles Per Hour

Decision for "R" or "L"
If the description of a part stands for the Right hand side of the Left hand side, which is decided by the forward motion of the vehicle.

3. MODEL APPLICATION — Model application for the various models listed within the catalog. Single model applications will not require this section.

3a. MODEL YEAR GUIDE — A guide to the part application (prior to 1976 the guide reference is the model designation i.e. KC, K1, etc.). For 1976 and above the guide reference is the last digit of the model year i.e. 1976=6, 1977=7, 1985=5 etc.).

4. AREA CODE — Area codes for parts that are unique to a particular area. Area codes are defined in the Serial Number application chart when applicable. This column will not be used in catalogs which do not include unique area codes.

5. SERIAL NUMBER — Applies to Engine or Frame serial numbers depending on the section.
The serial number of the vehicle, frame, engine, carburetor, should be checked prior to ordering parts for a specific unit. In cases where a part has been modified, the serial number of the vehicle bearing the modification is listed in the "SERIAL NUMBER" column.
The modification parts are controlled by each pertinent serial number below.

Engine serial number — Engine group parts (Block numbers beginning with "E").

Carburetor identification number — Carburetor component parts.

Frame serial numbers — Frame group parts (Block numbers beginning with "F"). Serial number application chart and Serial number locations are provided.




Note: Some models may be controlled by one serial number only.

SERIAL NUMBERS

Models and applicable serial numbers

Models and applicable serial Nos. given in this parts catalog can be identified as follows.
Parts with types are exclusive for models destined for countries designated.
If no types are listed, parts are for common use.

Model	Applicable Engine Serial No.	Applicable Frame Serial No.	Applicable Carburetor Identification No.
CX500TC-82	PC03E-2001091	PC030*CM000017	CA01A [A]



CONSTRUCTION OF VEHICLE IDENTIFICATION NUMBER

(Example) WMI JH2 VDS RC040 VIS 200001 WMI World manufact VDS Vehicle descrip VIS Vehicle indicato

Sequential Production number

Plant representation

- A OHIO factory in U.S.A.
- B AALST factory in BELGIUM
- C SAITAMA factory in JAPAN
- D GUADALAJARA factory in MEXICO
- E MONTESE factory in SPAIN
- F ATESSA factory in ITALY
- K UMATO factory in JAPAN
- M HAMAMATSU factory in JAPAN
- R MANAUS factory in BRAZIL
- S SUZUKA factory in JAPAN
- T TOCHIGI factory in JAPAN

Model year

(Example) B 1981 C 1982 D 1983 x 1999
<Except I O Q U>

Check digit

This code is used to detect errors in the VIN and consists of a single-digit number (0-9) or a letter "X". It has no direct bearing upon the VDS and VIS.

Vehicle description code

(Example) RC040 CB/50F NC030 CB/100
Refer to SERIAL NUMBERS

Make and Type of vehicle

- JH2 HONDA, Motorcycle (Manufactured in JAPAN)
- 1HF HONDA, Motorcycle (Manufactured in U.S.A.)
- YC1 HONDA, Motorcycle (Manufactured in BELGIUM)
- 9C2 HONDA, Motorcycle (Manufactured in BRAZIL)
- 3H1 HONDA, Motorcycle (Manufactured in MEXICO)
- VTM HONDA, Motorcycle (Manufactured in SPAIN)
- ZDC HONDA, Motorcycle (Manufactured in ITALY)
- JH3 HONDA, All terrain vehicle (Manufactured in JAPAN)
- 478 HONDA, All terrain vehicle (Manufactured in U.S.A.)

Any change or modification of parts is directly related to the VDS and VIS.
A VIS number will appear in the "Serial No." column of the Parts Catalog if a part is changed or modified.

COMMENT

This example is generic and applies to 1981 and newer vehicles. 1980 models and prior are referred to as "FRAME NUMBERS" and the construction is designed using the model designation or code followed by the sequential number.

COLOR TABLES

or chart

(VL) = Stripes and labels other than caution labels are included in parts whose part name end in (VL)

(VQL) = Stripes and labels are not included in parts whose part name end in (VQL)

OR CODE TABLE (Color descriptions omitted from the main text of the catalog)

TYPE OF PARTS	COLOR CODE	COLOR DESCRIPTION
PAINTED PARTS	A	WHITE
	B	BLACK
	F	SCARLET
	N	ROYAL BLUE
	O	DARK BLUE
	R	MARQUEE BLUE
	S	IVORY YELLOW
	T	DARK SILVER
	2	METALLIC SILVER
	22	PRIMER
	XW	PRIMER
VINYL PARTS	A	BLACK
	B	BLUE
	E	LIGHT BLUE
	U	SCARLET
	N	DARK ROSE
	C	ELEPHANT GRAY & IVORY
		WHITE
		IVORY


MANUALS

COLOR TABLES

DESCRIPTION	PART NUMBER	MC
CX500TC 82 TURBO MICROFICHE	14MC/CM	4418760
CX500TC 82 TURBO OWNERS MANUAL	31MC/CO	1205236

TYPE OF PARTS	COLOR CODE	
PAINTED PARTS	A	
	B	
	F	
	N	
	O	
	R	
	S	
	T	
	2	
	22	
	XW	
VINYL PARTS	A	
	B	
	E	
	U	
	N	
	C	

MODEL ID PHOTO



CX500TC'82 500 TURBO

SPECIFICATIONS

SECTION	SUBJECT	CX500TC '82
ENGINE	Cylinder	Two Cylinder
	Strokes	4-Stroke
	Cooling	Liquid Cooled
	Valves per cylinder	4-Valve
	Displacement	497cc
	Lubrication system	Wet Sump
	Carburetor	Fuel injected
TRANSMISSION	Transmission type	Manual
	Transmission speeds	5 Speed
	Clutch	Manual
	Shift pattern	Down
CHASSIS	Fuel tank capacity (Std.)	5.3gal
	Fuel tank capacity (Res.)	1.5gal
	Air filter type	Foam
	Foam filter oil - Pro Honda	08297-000*
	Countershaft sprocket	Drive Shaft
	Front Brake	Double Disc
	Rear Brake	Disc
	Front tire	350x118-4PR
	Tire pressure	36PSI
	Rear tire	120 90x17-64H
	Tire pressure	38PSI
SERVICE TUNING	Valve clearance	
	Intake	0.10mm (0.004")
	Exhaust	0.12mm (0.005")
	Ignition type	Fully Transistorized
	Spark plug gap	0.6-0.9mm (0.031"-0.035")
LUBRICATION	Recommended fuel	86 + Octane
	Engine oil - Pro Honda	
	GN4 10W40	08C35-A-11M0*
	GN4 20W50	08C35-A-25-1M0*
	Engine oil capacity	
	After draining	3.1qt
	After reassembly	3.7qt
	Coolant type	08C50-C32-1S0*
	Coolant ratio	50/50
	Chain lubricant	
	Pro Honda chain lube	06209-0002
	Drive shaft and final gear case	
	Pro Honda shaft/lube oil	06206-0080
	Fork oil	
	Pro Honda (5W-SS-7)	06206-0005
	Pro Honda (10W-SS-8)	06206-0010
	Capacity after draining	3.0cc

ONLY REQUIRED REPLACEMENT PARTS

DESCRIPTION	SERIAL NUMBER		QTY REQ	PART NUMBER	HONDA CODE
	FROM	TO			
(12V14)	-----	-----	1	31500-461-772	1288521
(12V14)	-----	-----	1	31500-461-771	1053990
(12V14)	-----	-----	1	31500-461-770	0952614
ASSY.	-----	-----	1	31500-425-672	4474813
ASSY. (YUASA)	-----	-----	1	31500-425-677	1550631
ASSY. (YUASA)	-----	-----	1	31500-425-671	0742981
ASSY. (YUASA)	-----	-----	1	31500-415-671	0668244
ASSY. (YUASA)	-----	-----	1	31500-415-601	0905455
TAILLIGHT (STANLEY) (12V 3W)	-----	-----	2	34906-425-771	0924134
TURN SIGNAL (12V 23W)	-----	-----	4	34905-268-671	0145518
CLUTCH FRICTION	-----	-----	6	22201-MC7-000	1208016
OIL	-----	-----	1	15412-413-005	0493601
OIL	-----	-----	1	154A1-415-000	1458983
15A)	-----	-----	5	98200-21500	0252387
30A)	-----	-----	2	98200-53000	0412676
CLUTCH COVER	-----	-----	1	11372-MC7-306	4570347
CLUTCH COVER	-----	-----	1	11372-MC7-000	1206580
CLUTCH COVER	-----	-----	1	11372-MC7-306	4570347
CLUTCH COVER	-----	-----	1	11372-MC7-000	1206580
EX. MANIFOLD	-----	-----	2	18139-ME7-000	1394626
EX. MANIFOLD	-----	-----	2	18139-MC7-000	1207539
EX. MANIFOLD	-----	-----	2	18139-ME7-000	1394626
EX. MANIFOLD	-----	-----	2	18139-MC7-000	1207539
EX. PIPE JOINT	-----	-----	1	18192-MC7-000	1207612
HANDLE	-----	-----	1	53166-422-000	0692574
HANDLE	-----	-----	1	53165-422-000	0692566
BAR	-----	-----	1	53100-MC7-000	1209824
ANK (TYPE 1)	-----	-----	(1)	35121-MG9-810	1525765
ANK (TYPE 1)	-----	-----	(1)	35121-MC7-811	1215144
ANK (TYPE 2)	-----	-----	(1)	35122-MG9-820	1952142

COMMONLY REQUIRED REPLACEMENT PARTS

DESCRIPTION	SERIAL NUMBER		QTY REQ	PART NUMBER	HONDA CODE
	FROM	TO			
KEY, BLANK (TYPE 2)	-----	-----	(1)	35122-MG9-810	1525773
KEY, BLANK (TYPE 2)	-----	-----	(1)	35122-MC7-811	1215151
LENS, TAILLIGHT	-----	-----	1	33702-MC7-671	1215011
PLUG, SPARK (DPR7EV-9 NGK)	-----	-----	(1)	98069-57912	1218742
PLUG, SPARK (DPR7EV-9 NGK)	-----	-----	(1)	98069-57912	1218742
PLUG, SPARK (DPR8EV-9 NGK)	-----	-----	1	98069-58912	1218767
PLUG, SPARK (DPR8EV-9 NGK)	-----	-----	1	98069-58912	1218767
PLUG, SPARK (DPR9EV-9 NGK)	-----	-----	(1)	98069-59912	1218783
PLUG, SPARK (DPR9EV-9 NGK)	-----	-----	(1)	98069-59912	1218783
PLUG, SPARK (X22EPR-GU9 ND)	-----	-----	(1)	98069-57922	1218759
PLUG, SPARK (X22EPR-GU9 ND)	-----	-----	(1)	98069-57922	1218759
PLUG, SPARK (X24EPR-GU9 ND)	-----	-----	1	98069-58922	1218775
PLUG, SPARK (X24EPR-GU9 ND)	-----	-----	1	98069-58922	1218775
PLUG, SPARK (X27EPR-GU9 ND)	-----	-----	(1)	98069-59922	1218791
PLUG, SPARK (X27EPR-GU9 ND)	-----	-----	(1)	98069-59922	1218791
CLUTCH COVER	-----	-----	1	11372-MC7-306	4570347
CLUTCH COVER	-----	-----	1	11372-MC7-000	1206580
CLUTCH COVER	-----	-----	1	11372-MC7-306	4570347
CLUTCH COVER	-----	-----	1	11372-MC7-000	1206580
EX. MANIFOLD	-----	-----	2	18139-ME7-000	1394626
EX. MANIFOLD	-----	-----	2	18139-MC7-000	1207539
EX. MANIFOLD	-----	-----	2	18139-ME7-000	1394626
EX. MANIFOLD	-----	-----	2	18139-MC7-000	1207539
EX. PIPE JOINT	-----	-----	1	18192-MC7-000	1207612
HANDLE	-----	-----	1	53166-422-000	0692574
HANDLE	-----	-----	1	53165-422-000	0692566
BAR	-----	-----	1	53100-MC7-000	1209824
ANK (TYPE 1)	-----	-----	(1)	35121-MG9-810	1525765
ANK (TYPE 1)	-----	-----	(1)	35121-MC7-811	1215144
ANK (TYPE 2)	-----	-----	(1)	35122-MG9-820	1952142

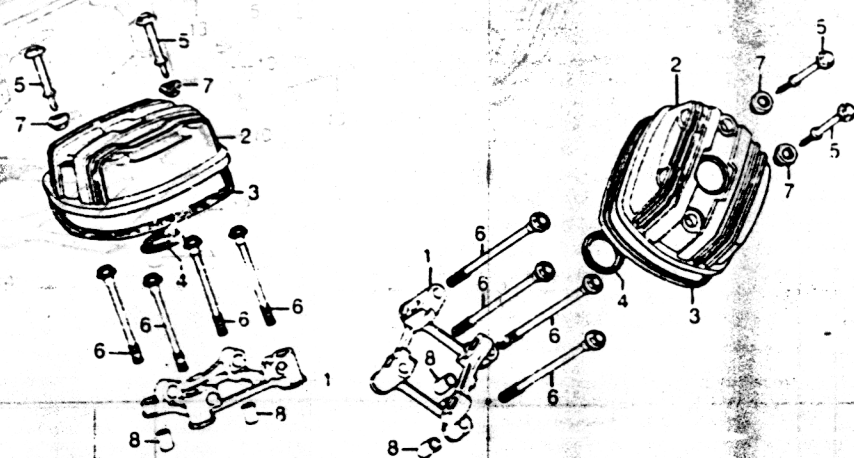
CONTENTS BY PAGE NO. SEQUENCE

PAGE TITLE	PAGE	GRID	PAGE TITLE	PAGE	GRID
CYLINDER HEAD COVER	2	B1	RESERVE TANK • BREATHER		
CYLINDER HEAD	3	B1	SEPARATOR	125	G12
CYLINDER HEAD	5	B2	FUEL PUMP • TOOL BOX	127	H1
THERMOSTAT • WATER PIPE	7	B3	TOOLS	129	H2
VALVE • UPPER ROCKER ARM	9	B4	WIND SCREEN	131	H3
SHAFT • LOWER ROCKER ARM	11	B5	FAIRING	134	H5
CLUTCH COVER • OIL FILTER	12	B6	COWL STAY	136	H6
TRANSMISSION COVER	14	B7	STRIPING	137	H6
CLUTCH	16	B8	LABELS	139	H7
PUMP • PRIMARY DRIVE GEAR	18	B9			
TER PUMP • PULSE ALTERNATOR	20	B10			
STARTING MOTOR	22	B11			
AR COVER	24	B12			
ERNATOR	26	C1			
M CHAIN • TENSIONER	28	C2			
AL SHAFT	29	C2			
CYLINDER BLOCK	30	C3			
PAN	34	C5			
CRANKSHAFT • PISTON	36	C6			
TRANSMISSION	38	C7			
SHIFT DRUM • SHIFT FORK	40	C8			
TURBO PUMP	42	C9			
THROTTLE BODY • INTAKE MANIFOLD	45	C10			
VALVE • REED VALVE	48	C12			
GASKET KIT A	50	D1			
GASKET KIT B	52	D2			
ATOR • COOLING FAN	54	E1			
INT COMBINATION LIGHT	56	E2			
COMBINATION INSTRUMENT	58	E3			
CONTROL LEVERS • CABLES • SWITCHES	61	E4			
INT BRAKE MASTER • CYLINDER	63	E5			
HANDLEBAR • TOP BRIDGE • KEY SET	66	E7			
STEERING STEM • HORN	70	E9			
INT FENDER	71	E9			
INT SHOCK ABSORBER	72	E10			
INT BRAKE CALIPER	77	E12			
INT WHEEL • DISK	80	F2			
BR BRAKE MASTER • CYLINDER	82	F3			
BR BRAKE CALIPER	84	F4			
BR WHEEL	86	F5			
DRIVEN GEAR	88	F6			
TANK	92	F8			
• REAR COWL	94	F9			
COVER • BATTERY	95	F10			
ARK UNIT • SENSOR	99	F11			
CLEANER	101	F12			
FLER	103	G1			
KE PEDAL • GEARSHIFT PEDAL	106	G3			
FTPEG	107	G3			
STAND • MAIN STAND	110	G5			
NGARM	111	G5			
R SHOCK ABSORBER	114	G7			
R FENDER	116	G8			
IGNAL	118	G9			
IGHT	120	G10			
HARNES • IGNITION COIL	121	G10			

CONTENTS IN ALPHABETICAL ORDER SEQUENCE

PAGE TITLE	PAGE	GRID	PAGE TITLE	PAGE	GRID
AIR CLEANER	101	F12	REED VALVE	48	B1
AIR VALVE	48	C12	RESERVE TANK	125	G12
ALTERNATOR	26	C1	ROCKER ARM, LOWER	11	B2
BATTERY	96	F10	ROCKER ARM, UPPER	9	B3
BRAKE CALIPER, FR	77	E12	SEAT	94	B4
BRAKE CALIPER, RR	84	F4	SENSOR	99	B5
BRAKE MASTER, FR	63	E5	SHIFT DRUM	40	B6
BRAKE MASTER, RR	82	F3	SHIFT FORK	40	B7
BRAKE PEDAL	106	G3	SHOCK ABSORBER, FR	72	B8
BREATHER SEPARATOR	125	G12	SHOCK ABSORBER, RR	114	B9
CABLES	61	E4	SIDE COVER	96	B10
CAM CHAIN	28	C2	SIDE STAND	110	B11
CAMSHAFT	11	B5	SPARK UNIT	99	B12
CLUTCH	16	B8	STARTING MOTOR	22	C1
CLUTCH COVER	2	B6	STEERING STEM	70	C2
COMBINATION INSTRUMENT	58	E3	STRIPING	137	C3
COMBINATION LIGHT, FR	56	E2	SWINGARM	11	C4
CONTROL LEVERS	61	E4	SWITCHES	61	C5
COOLING FAN	54	E1	TAILLIGHT	120	C6
COVER, RR	24	B12	TENSIONER	28	C7
COWL STAY	136	H6	THERMOSTAT		C8
COWL, RR	94	F9	THROTTLE BODY	45	C9
CRANKSHAFT	36	C6	TOOL BOX	127	C10
CYLINDER	63	E5	TOOLS	129	C12
CYLINDER	82	F3	TOP BRIDGE	66	C3
CYLINDER BLOCK	30	C3	TRANSMISSION	38	C7
CYLINDER HEAD COVER	2	B1	TRANSMISSION COVER	14	C8
CYLINDER HEAD, L	5	P2	TURBO PUMP	42	C9
CYLINDER HEAD, R	3	B1	TURN SIGNAL	118	C10
DISK	80	F2	VALVE	9	C12
FAIRING	134	H5	WATER PIPE	7	E3
FENDER, FR	71	E9	WATER PUMP	20	E5
FENDER, RR	16	G8	WHEEL, FR	80	E9
FINAL DRIVEN GEAR	88	F6	WHEEL, RR	86	E10
FINAL SHAFT	29	C2	WIND SCREEN	131	E11
FOOTPEG	107	G3	WIRE HARNESS	121	E12
FRAME	123	G11			
FUEL PUMP	127	H1			
FUEL TANK	92	F8			
GASKET KIT A	50	D1			
GASKET KIT B	52	D2			
GEARSHIFT PEDAL	106	G3			
HANDLEBAR	66	E7			
HORN	70	E9			
IGNITION COIL	121	G10			
INTAKE MANIFOLD	45	C10			
KEY SET	66	E7			
LABELS	139	H7			
MAIN STAND	110	G5			
MUFFLER	103	G1			
OIL FILTER	12	B6			
OIL PAN	34	C5			
OIL PUMP	18	B9			
PISTON	36	C6			
PRIMARY DRIVE GEAR	18	B9			
PULSE ALTERNATOR	20	B10			

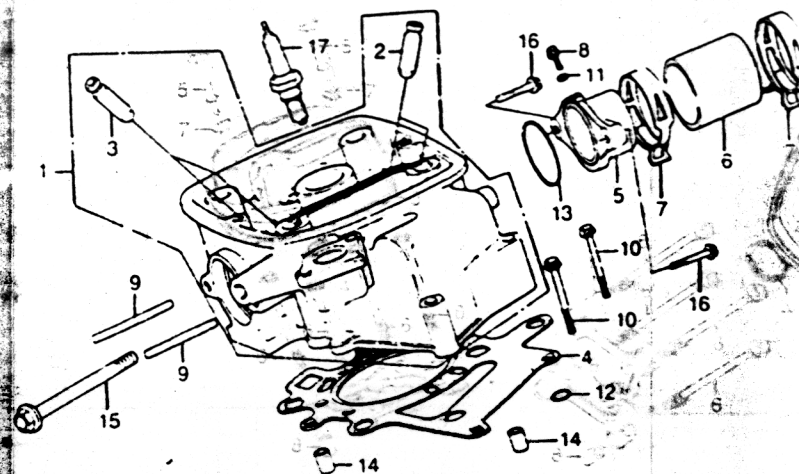
CYLINDER HEAD COVER



E14MFC7C01

CX500TC'82		QTY	PART NUMBER	QTY	PART NUMBER	PART NUMBER
BLOCK NO		E-1	ENGINE SERIAL NUMBER	QTY	PART NUMBER	PART NUMBER
DESCRIPTION		FROM	TO	QTY	PART NUMBER	PART NUMBER
1	HOLDER, VALVE ROCKER ARM	-----	-----	2	12215-ME7-000	1393743
1	HOLDER, VALVE ROCKER ARM	-----	-----	2	12215-415-000	0666479
2	COVER, CYLINDER HEAD	-----	-----	2	12311-MC7-000	1206648
3	GASKET, HEAD COVER	-----	-----	2	12328-415-000	0656545
4	GASKET, PLUG HOLE	-----	-----	2	12329-415-000	0666552
5	BOLT, SPECIAL, 6X60	-----	-----	4	90016-MC7-000	1210590
5	BOLT, FLANGE, 12X150	-----	-----	8	90021-415-000	0670604
7	RUBBER, SETTING	-----	-----	4	90541-371-000	10413385
8	PIN A, DOWEL, 14X20	-----	-----	4	94301-14200	10295626

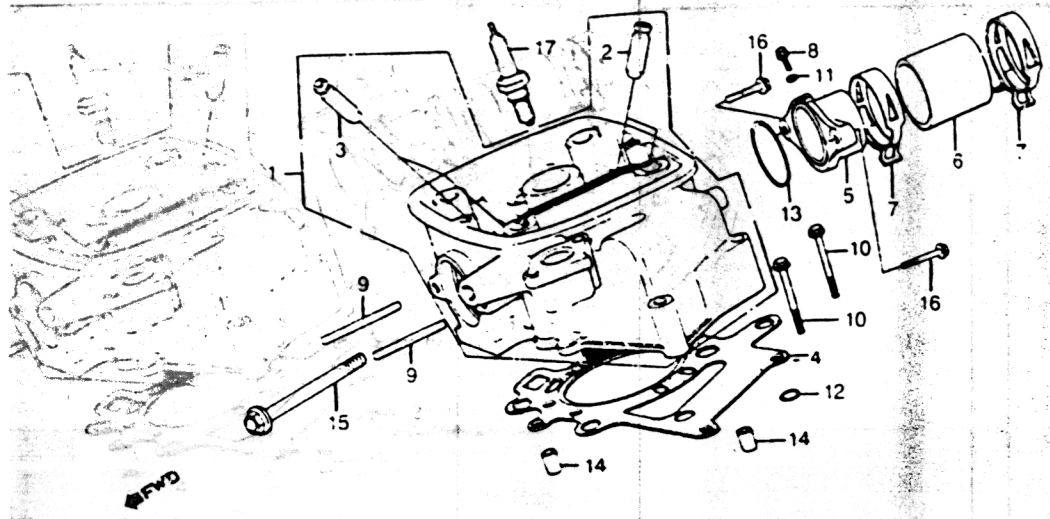
RIGHT CYLINDER HEAD



CX500TC'82

CX500TC'82		CX500TC'82							
		ENGINE		ENGINE		ENGINE			
BLOCK NO. E-2		SERIAL NUMBER							
Ref. No.	DESCRIPTION	FROM	TO	QTY	PART NUMBER				
1	HEAD COMP, R. CYLINDER	-----	-----	1	12200-MC7-000				
2	GUIDE, IN. VALVE	-----	-----	2	12231-MC7-305				
3	GUIDE, IN VALVE	-----	-----	2	12233-M58-405				
	GUIDE, EX. VALVE	-----	-----	2	12241-MA1-300				
	GUIDE, EX. VALVE	-----	-----	2	12241-MA1-305				
4	GASKET, CYLINDER HEAD	-----	-----	1	12251-MC7-000				
	GASKET, CYLINDER HEAD	-----	-----	1	12251-MC7-306				
5	JOINT, R. IN.	-----	-----	1	17113-MC7-000				
6	INSULATOR, IN.	-----	-----	1	17115-MC7-003				
7	BAND, IN. MANIFOLD	-----	-----	2	17118-MC7-003				
8	BOLT, FLANGE, 5X8	-----	-----	1	90002-MC7-000				
9	BOLT, STUD, 8X43	-----	-----	2	90062-MC7-000				
10	BOLT, FLANGE, 8X50	-----	-----	2	90068-MC7-000				
11	WASHER, THRUST, 5MM	-----	-----	1	90452-323-000				
12	O-RING, 6.9X1.5	-----	-----	1	91302-044-013				
13	O-RING, 40X2.4	-----	-----	1	91325-413-830				

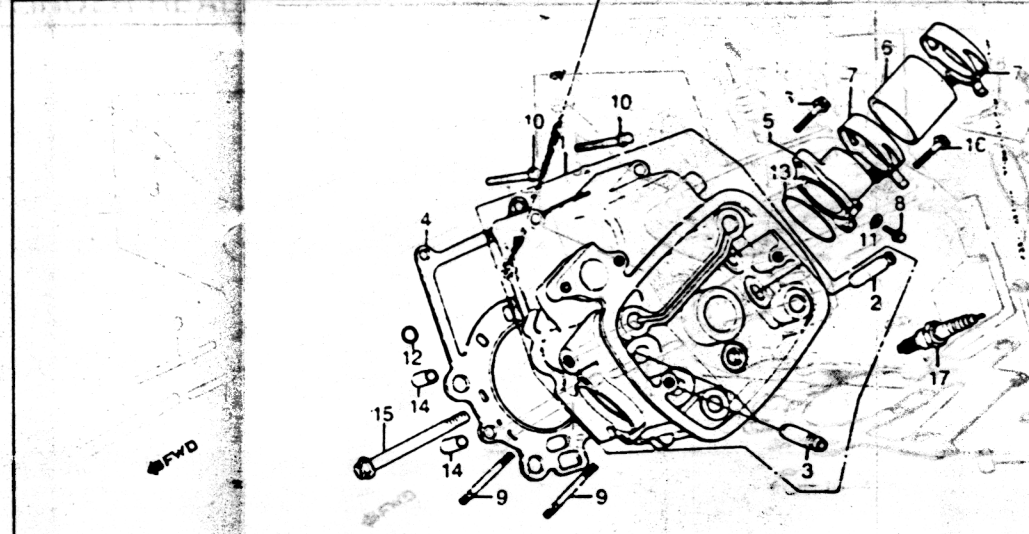
RIGHT CYLINDER HEAD



E14MC7C02

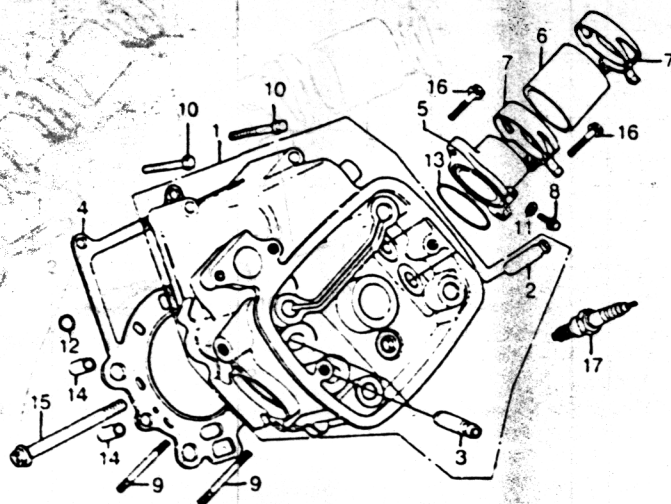
CX500TC'82		ENGINE SERIAL NUMBER	QTY REQD	PART NUMBER	HONDA CODE
ENGINE SERIAL NUMBER	BLOCK NO. DESCRIPTION				
FROM	TO				
			1	91325-567-005	0496281
			2	94301-08140	0069310
			1	95700-10050-00	0811927
			1	957C1-10050-00	3454154
			2	96000-06022-00	0811034
			2	96001-06022-00	2112191
			(1)	98069-57912	1218742
			(1)	98069-57922	1218759
			1	98069-58912	1218767
			1	98069-58922	1218775
			(1)	98069-59912	1218783
			(1)	98069-59922	1218791

LEFT CYLINDER HEAD



CX500TC'82		ENGINE SERIAL NUMBER	QTY REQD	PART NUMBER	HONDA CODE
ENGINE SERIAL NUMBER	BLOCK NO. DESCRIPTION				
FROM	TO				
			1	12210-MC7-000	913
			2	12231-MC7-305	943
			2	12233-MG8-405	957
			2	12241-MA1-300	957
			2	12241-MA1-305	960
			1	12251-MC7-000	960
			1	12251-MC7-306	(1) 980
			1	17114-MC7-000	(1) 980
			1	17115-MC7-003	980
			2	17118-MC7-003	980
			1	90002-MC7-000	980
			2	90062-MC7-000	(1) 980
			2	90068-MC7-000	(1) 980
			1	90452-323-000	
			1	91302-044-013	
			1	91325-413-830	

LEFT CYLINDER HEAD

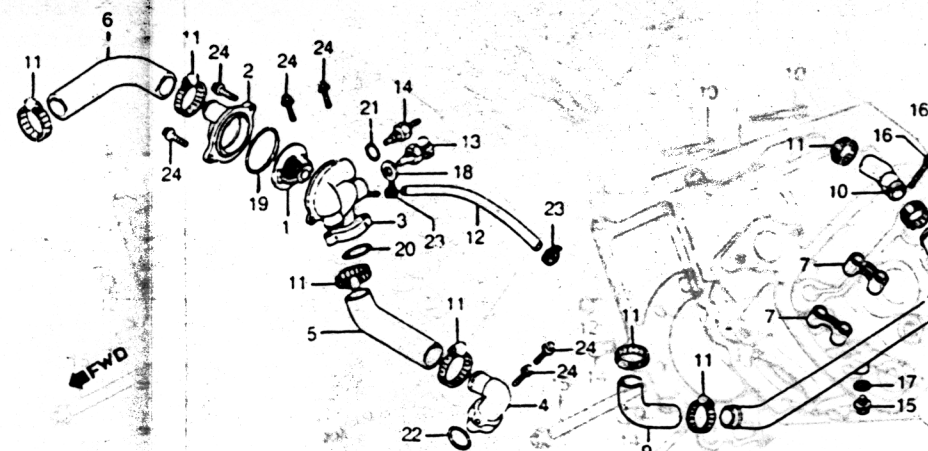


E14MC7C03

CX500TC'82

Ref. No.	BLOCK NO. DESCRIPTION	ENGINE SERIAL NUMBER		QTY REQ	PART NUMBER	HONDA CODE
		FROM	TO			
13	O-RING, 40X2.4	-----	-----	1	91325-567-005	0496281
14	PIN A, DOWEL, 8X14	-----	-----	2	94301-08140	0069310
15	BOLT, FLANGE, 10X50	-----	-----	1	95700-10050-00	0811927
	BOLT, FLANGE, 10X50	-----	-----	1	95701-10050-00	3454154
16	BOLT, FLANGE, 6X22	-----	-----	2	96000-06022-00	0811034
	BOLT, FLANGE, 6X22	-----	-----	2	96001-06022-00	2112191
17	PLUG, SPARK (DPR7EV-9 NGK)	-----	-----	(1)	98069-57912	1218742
	PLUG, SPARK (X22EPR-GU9 ND)	-----	-----	(1)	98069-57922	1218759
	PLUG, SPARK (DPR8EV-9 NGK)	-----	-----	1	98069-58912	1218767
	PLUG, SPARK (X24EPR-GU9 ND)	-----	-----	1	98069-58922	1218775
	PLUG, SPARK (DPR7EV-9 NGK)	-----	-----	(1)	98069-59912	1218783
	PLUG, SPARK (X27EPR-GU9 ND)	-----	-----	(1)	98069-59922	1218791

THERMOSTAT • WATER PIPE

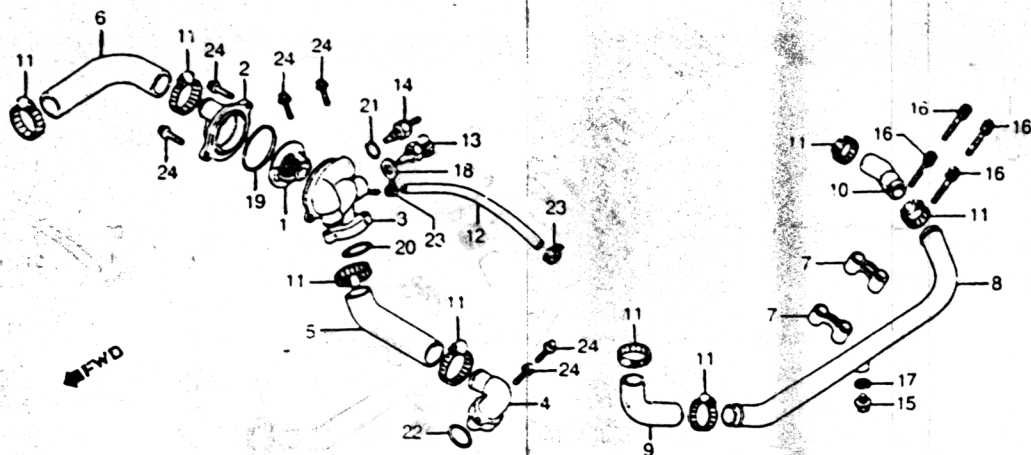


CX500TC'82

CX500TC'82

Ref. No.	BLOCK NO. DESCRIPTION	ENGINE SERIAL NUMBER		QTY REQ	PART NUMBER	HONDA CODE
		FROM	TO			
1	THERMOSTAT	-----	-----	1	19300-679-002	-----
	THERMOSTAT (82)	-----	-----	1	19320-679-000	-----
2	COVER, THERMOSTAT	-----	-----	1	19315-MC7-000	-----
3	CASE COMP., THERMOSTAT	-----	-----	1	19411-MC7-000	-----
4	JOINT, WATER	-----	-----	1	19421-MC7-000	-----
5	HOSE A, WATER	-----	-----	1	19501-MC7-000	-----
6	HOSE B, WATER	-----	-----	1	19502-MC7-000	-----
7	CLAMP, WATER PIPE	-----	-----	2	19503-MC7-000	-----
8	PIPE, RR. WATER	-----	-----	1	19504-MC7-000	-----
9	HOSE C, WATER	-----	-----	1	19506-MC7-000	-----
10	HOSE D, WATER	-----	-----	1	19507-MC7-000	-----
11	BAND, WATER HOSE	-----	-----	8	19514-MC7-000	-----
12	TUBE, 5X290	-----	-----	1	19521-MC7-000	-----
13	SENSOR, TEMPERATURE	-----	-----	1	36151-MC7-003	-----
14	SENDING UNIT, WATER TEMPERATURE (ND)	-----	-----	1	37750-611-154	-----

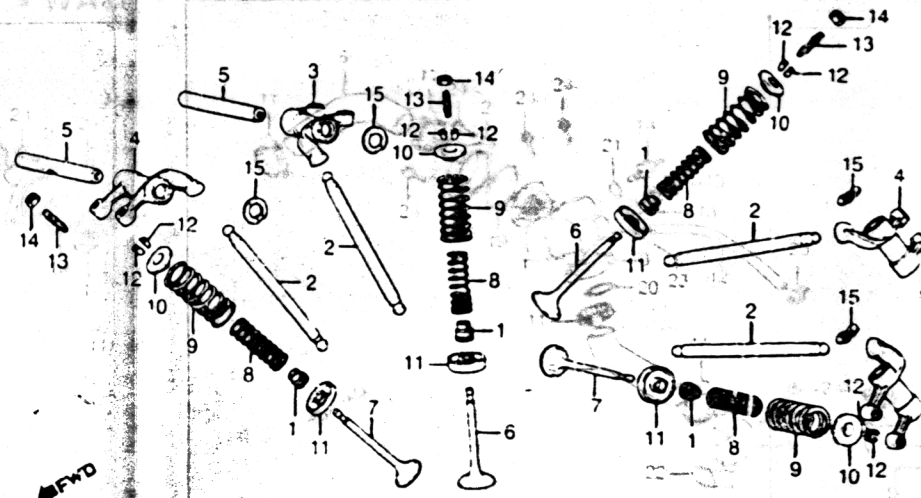
THERMOSTAT • WATER PIPE



E14MC7C04

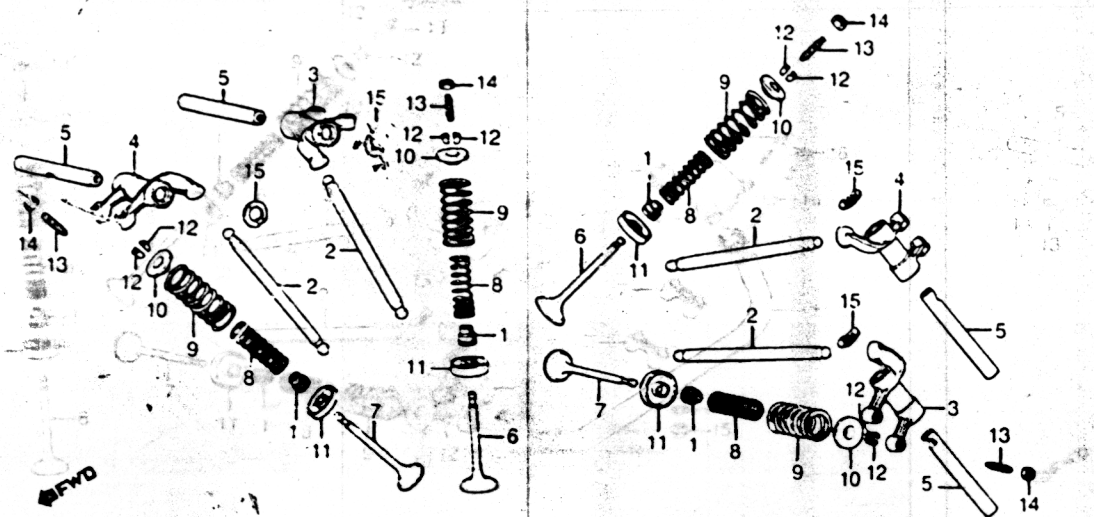
CX500TC'82		ENGINE SERIAL NUMBER		QTY	PART NUMBER	HONDA CODE
Ref. No.	DESCRIPTION	FROM	TO			
15	BOLT, SEALING, 12MM	---	---	1	90017-MC7-000	1215771
16	BOLT, SPECIAL, 5x22	---	---	4	90089-415-000	0670646
17	GASKET, DRAIN VALVE	---	---	1	90407-231-000	0218347
	GASKET, DRAIN VALVE, 12.5x20	---	---	1	90407-259-000	0035295
	WASHER, DRAIN PLUG, 12MM	---	---	1	94109-12000	0171868
18	WASHER, SPECIAL, 12MM	---	---	1	90454-MC7-000	1210848
19	O-RING, 53.8x3.1	---	---	1	91302-657-000	0583005
20	O-RING, THERMOSTAT BODY	---	---	1	91303-MC7-003	1210947
	O-RING, 54.4x3.1	---	---	1	91303-MC7-004	1216100
21	O-RING, 13.5x1.4	---	---	1	91307-PH7-660	2514651
	O-RING, 12.5x1.4	---	---	1	91307-611-000	0347906
22	O-RING, 23x2.8	---	---	1	94608-50000	0255528
23	CLIP, TUBE, 10.5MM	---	---	2	95002-41050-08	0622357
24	BOLT, FLANGE, 6x25	---	---	6	95700-06025-00	0484485
	BOLT, FLANGE, 6x25	---	---	6	95701-06025-00	2105831

VALVE • UPPER ROCKER ARM WATER PIPE



CX500TC'82		ENGINE SERIAL NUMBER		QTY	PART NUMBER
Ref. No.	DESCRIPTION	FROM	TO		
1	SEAL, VALVE STEM (NOK)	---	---	8	12205-MB9-003
	SEAL, VALVE STEM	---	---	8	12209-300-003
2	ROD PUSH	---	---	4	14410-415-000
3	ARM COMP. A, UPPER ROCKER	---	---	2	14420-MC7-000
4	ARM COMP. B, UPPER ROCKER	---	---	2	14430-MC7-000
5	SHAFT COMP., UPPER ROCKER ARM	---	---	4	14450-415-010
6	VALVE, IN.	---	---	4	14711-415-000
7	VALVE, EX.	---	---	4	14721-MC7-000
8	SPRING, VALVE INNER	---	---	8	14751-MC7-003
9	SPRING, VALVE OUTER	---	---	8	14761-415-005
10	RETAINER, VALVE SPRING	---	---	8	14771-551-020
11	SEAT, VALVE SPRING	---	---	8	14775-300-000
	SEAT, VALVE SPRING	---	---	8	14775-410-010
12	COTTER, VALVE	---	---	16	14781-551-000
13	SCREW, TAPPET ADJ.	---	---	8	90012-415-000
14	NUT, TAPPET ADJ.	---	---	8	90205-300-000

VALVE • UPPER ROCKER ARM



E14MC7C05

CX500TC'82

QTY

BLOCK NO

E-5

ENGINE
SERIAL NUMBER

QTY

REO

PART NUMBER

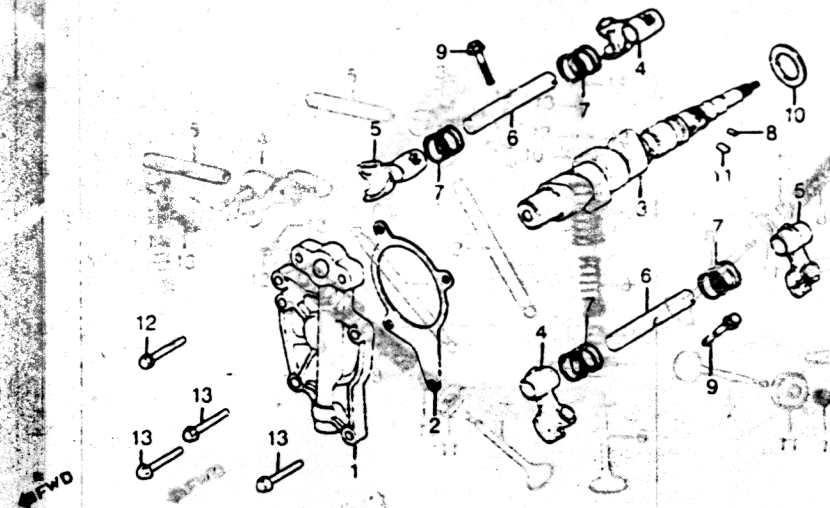
HONDA
CODE

14 NUT, TAPPET ADJ.
15 WASHER, WAVE, 1.5MM

8 90206-250-000
4 90405-415-000

0040139
0670745

CAMSHAFT • LOWER ROCKER ARM



CX500TC'82

CX500TC'82

ENGINE
SERIAL NUMBER

QTY

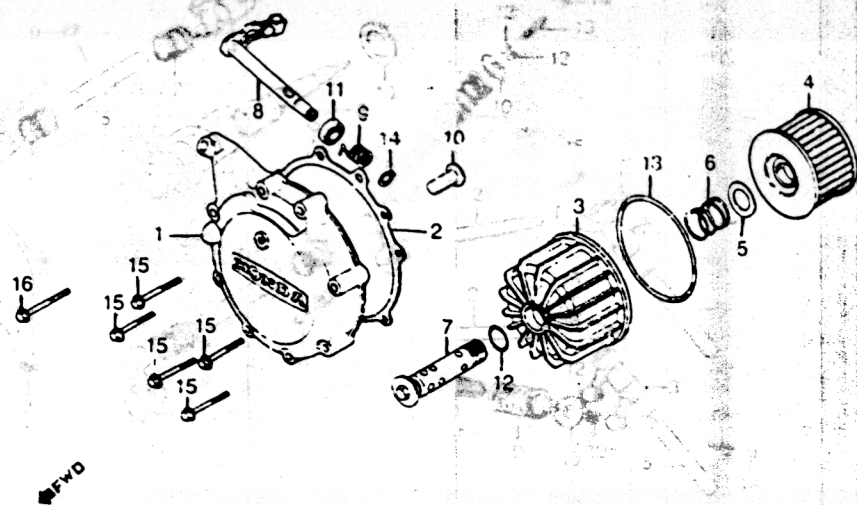
REO

PART NUMBER

1 HOLDER, CAMSHAFT
2 GASKET, CAMSHAFT HOLDER
3 CAMSHAFT COMP.
4 ARM A, LOWER ROCKER
5 ARM B, LOWER ROCKER
6 SHAFT, LOWER ROCKER ARM
7 SPRING A, VALVE ROCKER ARM
8 PIN, CAMSHAFT, 3X5.2
9 BOLT, SPECIAL, 6X30
10 WASHER, THRUST, 26MM
11 ROLLER, 5X8.5
12 BOLT, FLANGE, 6X22
13 BOLT, FLANGE, 6X28
14 BOLT, FLANGE, 6X28

1 12221-MC7-000
1 12230-MC7-000
1 14100-MC7-000
2 14441-415-010
2 14442-415-010
2 14451-MC7-000
4 14453-415-000
1 30905-216-000
2 90008-415-000
1 90407-415-000
1 91105-415-000
1 96000-06022-00
1 96001-06022-00
3 96000-06028-00
3 96001-06028-00

CLUTCH COVER • OIL FILTER



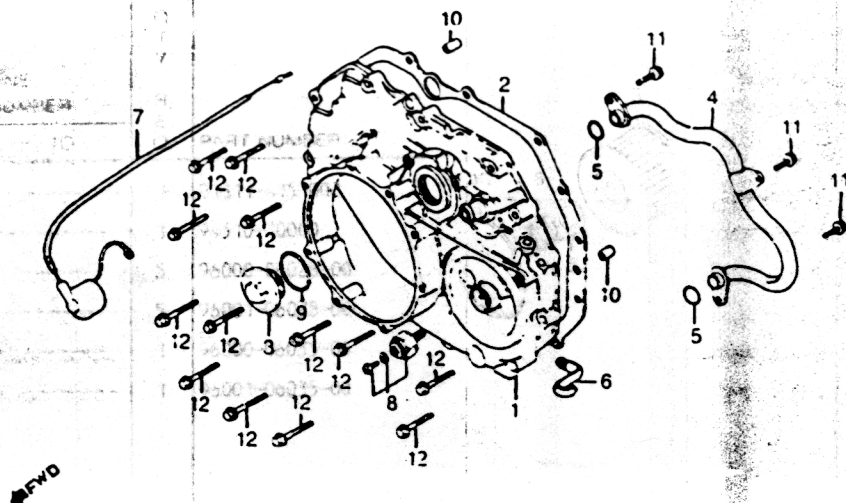
E14MC7C07

CX500TC'82		ENGINE SERIAL NUMBER		Q T Y R E Q	PART NUMBER	HONDA CODE
Ref. No.	E-7 DESCRIPTION	FROM	TO			
1	COVER COMP., CLUTCH	-----	-----	1	11370-MC7-000	1206572
2	GASKET, CLUTCH	-----	-----	1	11372-MC7-000	1206580
	GASKET, CLUTCH COVER	-----	-----	1	11372-MC7-306	4570347
3	CASE, OIL FILTER	-----	-----	1	15411-MC7-000	1206952
4	ELEMENT, OIL FILTER	-----	-----	1	154A1-MA6-000	2885093
	ELEMENT, OIL FILTER	-----	-----	1	154A1-413-005	1496314
	FILTER, OIL	-----	-----	1	154A1-415-000	1458983
	FILTER, OIL	-----	-----	1	15412-413-005	0493601
5	SEAT, OIL FILTER SPRING	-----	-----	1	15414-300-000	0190132
6	SPRING, FILTER ELEMENT SETTING ..	-----	-----	1	15415-413-000	0493619
7	BOLT COMP., OIL FILTER CENTER	-----	-----	1	15420-415-000	0668152
8	SHAFT COMP., CLUTCH LEVER	-----	-----	1	22811-MC7-000	1206032
9	SPRING, CLUTCH LEVER	-----	-----	1	22815-413-000	0494070
10	ROD, CLUTCH LIFTER	-----	-----	1	22847-MC7-000	1208040
11	OIL SEAL, 12X18X4	-----	-----	1	91201-706-003	1216043
12	O-RING, 15X2.5	-----	-----	1	91302-377-000	0386995

CX500TC*82		CLUTCH COVER - OIL FILTER		ENGINE SERIAL NUMBER		QTY	REQ	PART NUMBER
Ref. No.	BLOCK NO. E-7	DESCRIPTION	FROM	TO				
13		O-RING, 81X4.5	-----	-----		1		91311-415-000
14		CIRCLIP, EXTERNAL, 10MM	-----	-----		1		94510-10000
15		BOLT, FLANGE, 6X28	-----	-----		5		96000-06028-00
		BOLT, FLANGE, 1X28	-----	-----		5		96001-06028-00
16		BOLT, FLANGE, 6X35	-----	-----		1		96000-06035-00
		BOLT, FLANGE, 6X35	-----	-----		1		96001-06035-00

CX500TC*82		CLUTCH COVER - OIL FILTER		ENGINE SERIAL NUMBER		QTY	REQ	PART NUMBER
Ref. No.	BLOCK NO. E-7	DESCRIPTION	FROM	TO				
1		COVER COMP. CLUTCH				1		
2		GASKET, CLUTCH COVER				1		
		GASKET, CLUTCH COVER				1		
3		CASE, OIL FILTER				1		
4		ELEMENT, OIL FILTER				1		
		ELEMENT, OIL FILTER				1		
		FILTER, OIL				1		
		FILTER, OIL				1		
5		SEAT, OIL FILTER SPRING				1		
6		SPRING, FILTER SPRING SECTIONS				1		
7		BOLT COMP. OIL FILTER ELEMENT				1		
8		SHAFT COMP. CLUTCH LEVER				1		
9		SPRING, CLUTCH LEVER				1		
10		ROD, CLUTCH LEVER				1		
11		OIL SEAL, FILTER				1		
12		O-RING, 75X4.5				1		

TRANSMISSION COVER



E14MC7C03

CX500TC'82

Ref. No.	BLOCK NO. DESCRIPTION	E-8	ENGINE SERIAL NUMBER		QTY REQ	PART NUMBER	HONDA CODE
			FROM	TO			
1	COVER COMP., TRANSMISSION		-----	-----	1	11360-MC7-000	1206556
2	GASKET, TRANSMISSION COVER		-----	-----	1	11391-449-306	4336822
	GASKET, TRANSMISSION COVER		-----	-----	1	11391-449-700	1086206
3	CAP, ALTERNATOR TIMING MARK		-----	-----	1	12363-MC7-000	1206655
4	PIPE, OIL PASS		-----	-----	1	15142-MC7-000	1206937
5	O-RING, 11.8X2.4		-----	-----	2	16997-357-003	0320044
	O-RING, 11.8X2.4		-----	-----	2	91302-ZE9-000	2280014
	O-RING, 11.8X2.4		-----	-----	2	91302-ZE9-003	2461705
	O-RING, 11.8X2.4		-----	-----	2	91320-HA5-000	2028850
	O-RING, 11.8X2.4		-----	-----	2	91320-HA5-003	1066090
	O-RING, 11.8X2.4		-----	-----	2	91320-MJ6-003	2023935
6	CLAMP, CABLE		-----	-----	1	32111-MC7-000	1214600
7	CABLE B, ENGINE SUB		-----	-----	1	32117-MC7-000	1208511
8	SWITCH ASSY., OIL PRESSURE		-----	-----	1	35500-MB9-004	1087204
	SWITCH ASSY., OIL PRESSURE		-----	-----	1	35500-MJ0-004	1734599
	SWITCH ASSY., OIL PRESSURE		-----	-----	1	35500-MJ4-004	1851955

CX500TC'82

TRANSMISSION COVER

Ref. No.	BLOCK NO. DESCRIPTION	E-8	ENGINE SERIAL NUMBER		QTY REQ	PART NUMBER
			FROM	TO		
8	SWITCH ASSY., OIL PRESSURE (ND) ..		-----	-----	1	35500-MJ4-014
	SWITCH ASSY., OIL PRESSURE (ND) ..		-----	-----	1	35500-MJ4-024
9	O-RING, 27.5MM		-----	-----	1	91302-001-000
	O-RING, 27.5MM		-----	-----	1	91302-001-700
10	PIN A, DOWEL, 3X14		-----	-----	2	94301-08140
11	BOLT, FLANGE, 6X14		-----	-----	3	95700-06014-00
	BOLT, FLANGE, 6X14		-----	-----	3	95701-06014-00
12	BOLT, FLANGE, 6X28		-----	-----	13	96000-06028-00
	BOLT, FLANGE, 6X28		-----	-----	13	96001-06028-00

CX500TC'82

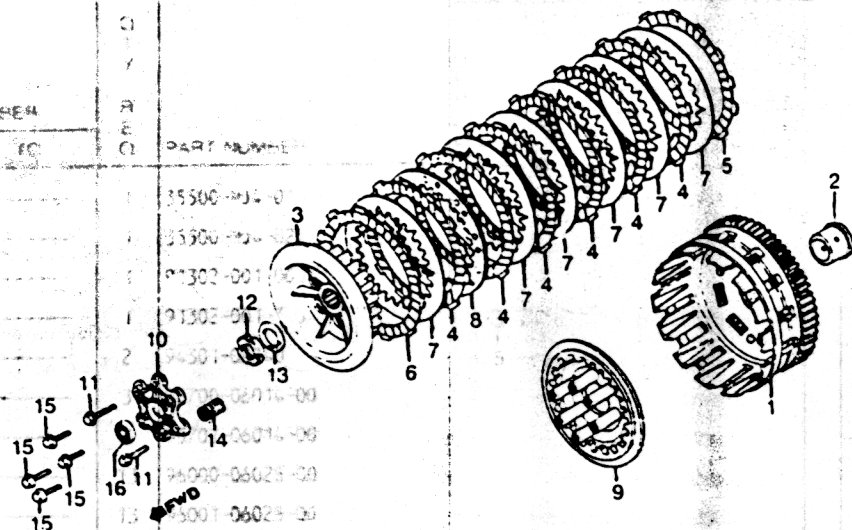
Ref. No.	BLOCK NO. DESCRIPTION	E-8	ENGINE SERIAL NUMBER		QTY REQ
			FROM	TO	
1	COVER COMP., TRANSMISSION		-----	-----	1
2	GASKET, TRANSMISSION COVER		-----	-----	1
	GASKET, TRANSMISSION COVER		-----	-----	1
3	CAP, ALTERNATOR TIMING MARK		-----	-----	1
4	PIPE, OIL PASS		-----	-----	1
5	O-RING, 11.8X2.4		-----	-----	2
	O-RING, 11.8X2.4		-----	-----	2
	O-RING, 11.8X2.4		-----	-----	2
	O-RING, 11.8X2.4		-----	-----	2
	O-RING, 11.8X2.4		-----	-----	2
	O-RING, 11.8X2.4		-----	-----	2
6	CLAMP, CABLE		-----	-----	1
7	CABLE B, ENGINE SUB		-----	-----	1
8	SWITCH ASSY., OIL PRESSURE		-----	-----	1
	SWITCH ASSY., OIL PRESSURE		-----	-----	1
	SWITCH ASSY., OIL PRESSURE		-----	-----	1

CLUTCH

ENGINE
SERIAL NUMBER

FROM TO

PART NUMBER



E14MC7C09

CX500TC'82

Ref. No.	BLOCK NO. DESCRIPTION	E-9	ENGINE SERIAL NUMBER		QTY REQ	PART NUMBER	HONDA CODE
			FROM	TO			
1	OUTER COMP., CLUTCH		-----	-----	1	22100-MC7-010	1257609
2	GUIDE, CLUTCH OUTER		-----	-----	1	22116-MC7-000	1207992
3	CENTER COMP., CLUTCH		-----	-----	1	22120-MC7-000	1208008
4	DISK, CLUTCH FRICTION		-----	-----	6	22201-MC7-000	1208016
5	DISK A, CLUTCH FRICTION		-----	-----	1	22201-MG9-000	1524560
	DISK A, CLUTCH FRICTION		-----	-----	1	22201-463-000	0881946
6	DISK B, CLUTCH FRICTION		-----	-----	1	22202-463-000	0881953
7	PLATE A, CLUTCH		-----	-----	6	22321-MG9-000	1524578
	PLATE A, CLUTCH		-----	-----	6	22321-371-010	0435446
	PLATE A, CLUTCH		-----	-----	6	22321-463-000	0881961
8	PLATE COMP. B, CLUTCH		-----	-----	1	22322-463-000	0880872
9	PLATE, CLUTCH PRESSURE		-----	-----	1	22350-MC7-000	1208024
10	PLATE, CLUTCH LIFTER		-----	-----	1	22360-463-000	0882001
11	BOLT, FLANGE, 6X32		-----	-----	2	90008-422-000	0874057
12	NUT, LOCK, 20MM		-----	-----	1	90204-426-000	0753889
13	WASHER, LOCK		-----	-----	1	90432-121-000	0319731

CX500TC'82

CLUTCH

Ref.
No.

BLOCK NO.

E-9

ENGINE
SERIAL NUMBER

DESCRIPTION

FROM

TO

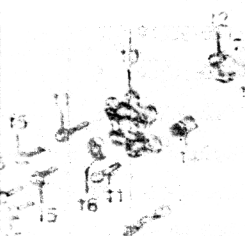
QTY
REQ

PART NUMBER

14 SPRING, CLUTCH

15 BOLT, FLANGE, 6X25

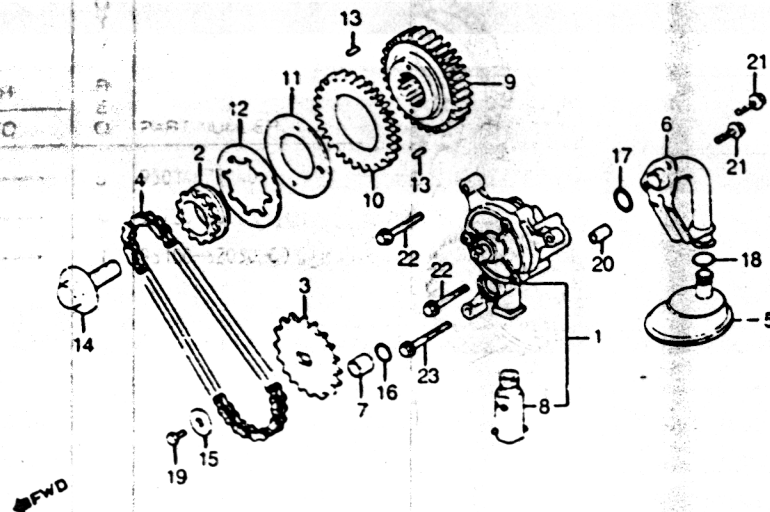
16 BEARING, RADIAL BALL, 6203



CX500TC'82

Ref. No.	BLOCK NO. DESCRIPTION	E-9	ENGINE SERIAL NUMBER		QTY REQ	PART NUMBER
			FROM	TO		
1	OUTER COMP., CLUTCH		-----	-----	1	95014-75140
2	GUIDE, CLUTCH OUTER		-----	-----	1	55720-06025-08
3	CENTER COMP., CLUTCH		-----	-----	1	95100-62030-00
4	DISK, CLUTCH FRICTION		-----	-----	6	
5	DISK A, CLUTCH FRICTION		-----	-----	1	
	DISK A, CLUTCH FRICTION		-----	-----	1	
6	DISK B, CLUTCH FRICTION		-----	-----	1	
7	PLATE A, CLUTCH		-----	-----	6	
	PLATE A, CLUTCH		-----	-----	6	
	PLATE A, CLUTCH		-----	-----	6	
8	PLATE COMP. B, CLUTCH		-----	-----	1	
9	PLATE, CLUTCH PRESSURE		-----	-----	1	
10	PLATE, CLUTCH LIFTER		-----	-----	1	
11	BOLT, FLANGE, 6X32		-----	-----	2	
12	NUT, LOCK, 20MM		-----	-----	1	
13	WASHER, LOCK		-----	-----	1	

OIL PUMP • PRIMARY DRIVE GEAR



CX500TC'82

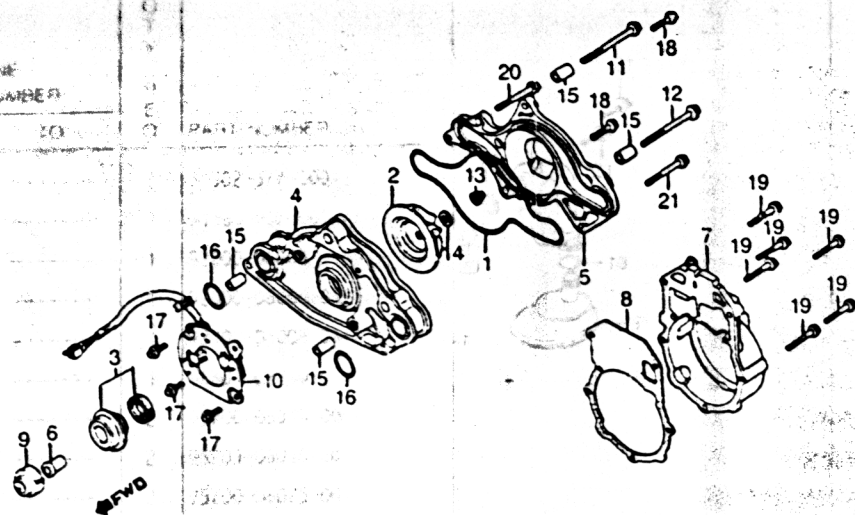
Ref. No.	BLOCK NO. DESCRIPTION	E-10	ENGINE SERIAL NUMBER		QTY R E O	PART NUMBER	HONDA CODE
			FROM	TO			
1	PUMP ASSY., OIL		-----	-----	1	15100-MC7-000	1206887
2	SPROCKET, OIL PUMP DRIVE		-----	-----	1	15115-MC7-000	1206895
3	SPROCKET, OIL PUMP DRIVE		-----	-----	1	15116-MC7-000	1206903
4	CHAIN, OIL PUMP		-----	-----	1	15140-MC7-000	1206911
5	BODY, OIL STRAINER		-----	-----	1	15141-MC7-000	1206929
6	PIPE COMP., OIL STRAINER		-----	-----	1	15143-MC7-000	1206945
7	COLLAR, L-RING		-----	-----	1	15155-300-000	0190363
8	VALVE ASSY., RELIEF		-----	-----	1	15220-415-000	0667071
9	GEAR, PRIMARY DRIVE (36T)		-----	-----	1	23121-MC7-000	1208065
10	SLB GEAR, PRIMARY (35T)		-----	-----	1	23122-MC7-000	1208073
11	PLATE, SIDE		-----	-----	1	23123-415-000	0667865
12	SPRING, DISK		-----	-----	1	23124-415-003	0667873
13	PIN, CAMSHAFT, 3X5.2		-----	-----	2	30905-216-000	0025064
14	BOLT, UBS, 12X28		-----	-----	1	90013-MC7-000	1210574
15	WASHER, SPARK ADVANCER SETTING ..		-----	-----	1	90436-028-000	0179234
16	O-RING, 14MM		-----	-----	1	91301-268-020	0037184

CX500TC'82

OIL PUMP • PRIMARY DRIVE GEAR

Ref. No.	BLOCK NO. DESCRIPTION	E-10	ENGINE SERIAL NUMBER		QTY R E O	PART NUMBER
			FROM	TO		
17	O-RING, 15X2.5		-----	-----	1	91302-377-000
18	O-RING, 15.3X3.5		-----	-----	1	91363-MC7-004
19	BOLT, HEX., 6X8		-----	-----	1	92000-06008
	BOLT, HEX., 6X8		-----	-----	1	92000-06008-0A
	BOLT, HEX., 6X8		-----	-----	1	92101-06008-0A
20	PIN A, DOWEL, 8X14		-----	-----	1	94301-08140
21	BOLT, FLANGE, 6X14		-----	-----	2	95700-06014-00
	BOLT, FLANGE, 6X14		-----	-----	2	95701-06014-00
22	BOLT, FLANGE, 6X25		-----	-----	2	95700-06025-00
	BOLT, FLANGE, 6X25		-----	-----	2	95701-06025-00
23	BOLT, FLANGE, 6X32		-----	-----	1	95700-06032-00
	BOLT, FLANGE, 6X32		-----	-----	1	95701-06032-00

WATER PUMP • PULSE ALTERNATOR



E14MC7C11

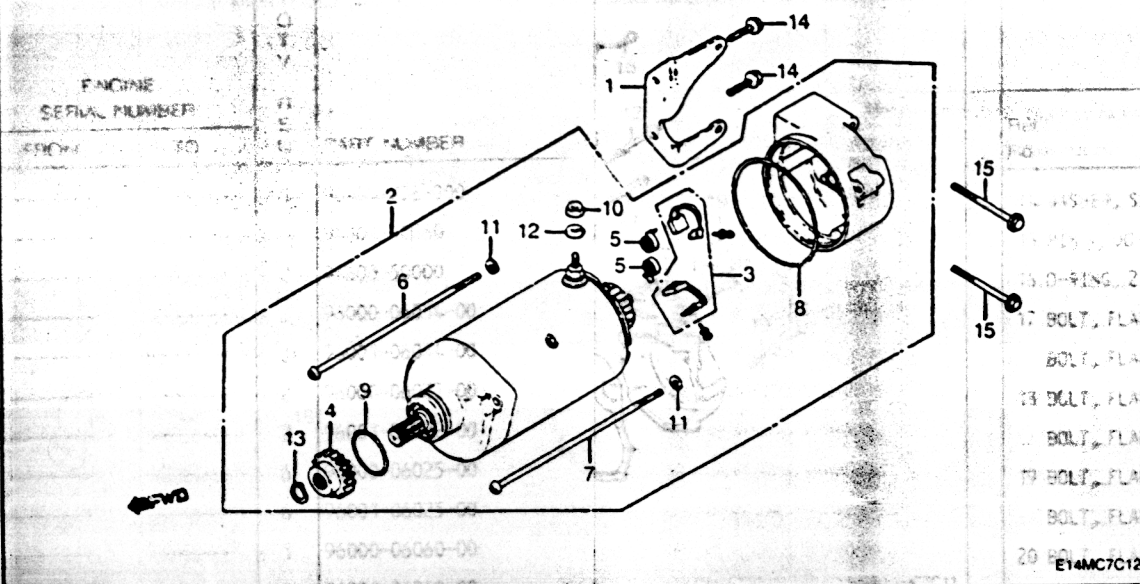
CX500TC'82		ENGINE SERIAL NUMBER		QTY REQ	PART NUMBER	HONDA CODE
Ref. No.	DESCRIPTION	FROM	TO			
1	GASKET, WATER PUMP BASE	-----	-----	1	11396-415-000	0666420
2	IMPELLER, WATER PUMP	-----	-----	1	19215-MC7-000	1207828
3	SEAL, MECHANICAL	-----	-----	1	19217-657-023	1214451
4	BODY, WATER PUMP	-----	-----	1	19221-MC7-000	1207836
5	COVER, WATER PUMP	-----	-----	1	19222-MC7-000	1207844
6	COLLAR, WATER PUMP	-----	-----	1	19233-MC7-000	1207851
7	COVER COMP., PULSER	-----	-----	1	30372-MC7-000	1208362
	COVER COMP., PULSER	-----	-----	1	30372-MC7-010	1398064
8	GASKET, PULSER COVER	-----	-----	1	30373-MC7-000	1208370
	GASKET, PULSER COVER	-----	-----	1	30373-MC7-306	4415063
9	ROTOR, CAMSHAFT TIMING	-----	-----	1	36141-MC7-003	1208826
10	ALTERNATOR ASSY., PULSE	-----	-----	1	36142-MC7-003	1208834
11	BOLT, FLANGE, 8X95	-----	-----	1	90067-MC7-000	1210657
12	BOLT, FLANGE, 8X115	-----	-----	1	90069-MC7-000	1210673
13	NUT, CAP, 6MM	-----	-----	1	90201-415-000	0670729
	NUT, FLANGE, 6MM	-----	-----	1	94050-06000	0471623

CX500TC'82

WATER PUMP • PULSE ALTERNATOR

CX500TC'82		ENGINE SERIAL NUMBER		QTY REQ	PART NUMBER
Ref. No.	DESCRIPTION	FROM	TO		
14	WASHER, SEALING, 6MM	-----	-----	1	90441-706-000
15	PIN A, DOWEL, 10X16	-----	-----	4	94301-10160
16	O-RING, 23X2.8	-----	-----	2	94608-50000
17	BOLT, FLANGE, 6X14	-----	-----	3	96000-06014-00
	BOLT, FLANGE, 6X14	-----	-----	3	96001-06014-00
18	BOLT, FLANGE, 6X22	-----	-----	2	96000-06022-00
	BOLT, FLANGE, 6X22	-----	-----	2	96001-06022-00
19	BOLT, FLANGE, 6X25	-----	-----	6	96000-06025-00
	BOLT, FLANGE, 6X25	-----	-----	6	96001-06025-00
20	BOLT, FLANGE, 6X60	-----	-----	1	96000-06060-00
	BOLT, FLANGE, 6X60	-----	-----	1	96001-06060-00
21	BOLT, FLANGE, 6X80	-----	-----	1	96000-06080-00
	BOLT, FLANGE, 6X80	-----	-----	1	96000-06080-07
	BOLT, FLANGE, 6X80	-----	-----	1	96001-06080-07

STARTING MOTOR



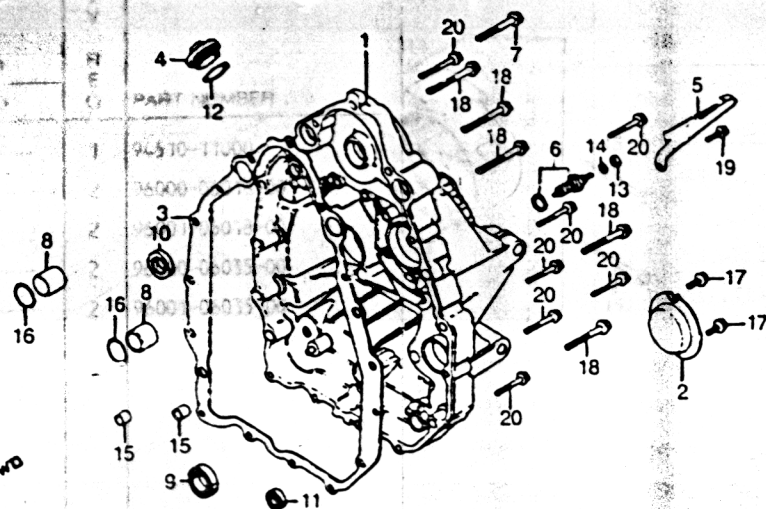
CX500TC'82		ENGINE SERIAL NUMBER		QTY	REO	PART NUMBER	HONDA CODE
Ref. No.	BLOCK NO. DESCRIPTION	FROM	TO				
1	STAY, STARTER MOTOR	---	---	1		11312-MC7-000	1206549
2	MOTOR ASSY., STARTER	---	---	1		31200-449-008	0790048
	MOTOR ASSY., STARTER	---	---	1		31200-449-405	4300703
3	BRUSH SET, CARBON	---	---	1		31201-292-158	0151357
4	GEAR, STARTER MOTOR (27T)	---	---	1		31201-415-000	0668202
5	SPRING, CARBON BRUSH	---	---	2		31204-292-158	0151373
6	BOLT, STARTER MOTOR COVER	---	---	1		31205-413-780	0630723
7	BOLT A SETTING	---	---	1		31205-449-008	G905349
8	O-RING, 60X1.4	---	---	1		31206-415-000	0668210
9	O-RING, 24.4X3.1	---	---	1		91309-300-000	0189928
	O-RING, 24.4X3.1 (ARAI)	---	---	1		91309-425-003	1113422
	O-RING, 24.4X3.1	---	---	1		91312-MG7-003	2618221
10	NUT, HEX., 6MM	---	---	2		94002-06000	0058081
	NUT, HEX., 6MM	---	---	2		94002-06000-OS	0181032
11	WASHER, SPRING, 5MM	---	---	2		94111-05000	0058966
12	WASHER, SPRING, 6MM	---	---	2		94111-06000	0058974

CX500TC'82

STARTING MOTOR

CX500TC'82		ENGINE SERIAL NUMBER		QTY	REO	PART NUMBER
Ref. No.	BLOCK NO. DESCRIPTION	FROM	TO			
13	CIRCLIP, EXTERNAL, 11MM	---	---	1		94510-11000
14	BOLT, FLANGE, 6X18	---	---	2		96000-06018-00
	BOLT, FLANGE, 6X18	---	---	2		96001-06018-00
15	BOLT, FLANGE, 6X35	---	---	2		96000-06035-00
	BOLT, FLANGE, 6X35	---	---	2		96001-06035-00

REAR COVER



E14MC7C13

CX500TC'82

Ref. No.	BLOCK NO. DESCRIPTION	E-13	ENGINE SERIAL NUMBER		QTY REQ	PART NUMBER	HONDA CODE
			FROM	TO			
1	COVER, RR.		-----	-----	1	11310-MC7-000	1206523
2	PLATE, BREATHER		-----	-----	1	11311-MC7-000	1206531
3	GASKET, RR. COVER		-----	-----	1	11394-449-306	4301065
	GASKET, RR. COVER		-----	-----	1	11394-449-701	1213966
4	CAP, ALTERNATOR TIMING MARK		-----	-----	1	12363-MC7-000	1206655
5	GUIDE, NEUTRAL CABLE		-----	-----	1	31140-415-000	0668186
6	SWITCH ASSY., NEUTRAL (TOYO)		-----	-----	1	35600-413-003	0494872
	SWITCH ASSY., NEUTRAL (TOYO)		-----	-----	1	35600-413-013	2252997
	SWITCH ASSY., NEUTRAL (TOYO)		-----	-----	1	35600-413-023	2500429
7	BOLT, FLANGE, 8X68		-----	-----	1	90066-MC7-000	1210640
8	COLLAR, 22.2MM		-----	-----	2	90701-415-000	0670794
9	OIL SEAL, 22X36X7		-----	-----	1	91202-MC7-000	1216050
10	OIL SEAL, 18X28X6		-----	-----	1	91202-283-013	0180679
11	OIL SEAL, 16X28X7		-----	-----	1	91204-MC7-003	1216068
12	O-RING, 27.5MM		-----	-----	1	91302-001-000	0001057
	O-RING, 27.5MM		-----	-----	1	91302-001-710	0761452

CX500TC'82

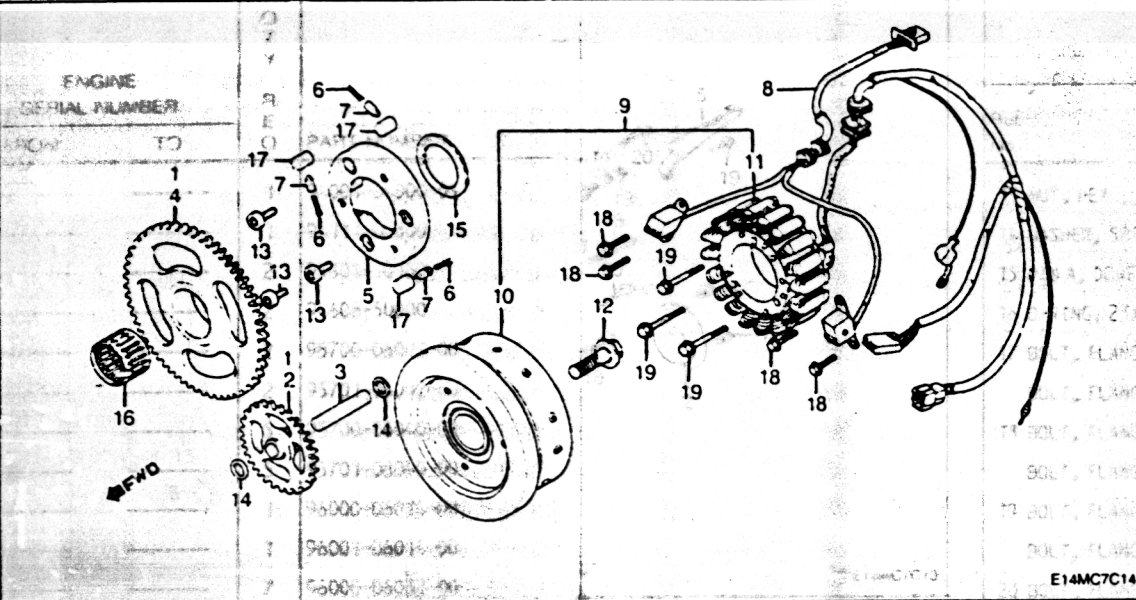
REAR COVER

Ref. No.	BLOCK NO. DESCRIPTION	E-13	ENGINE SERIAL NUMBER		QTY REQ	PART NUMBER
			FROM	TO		
13	NUT, HEX., 4MM		-----	-----	1	94001-04000-0S
14	WASHER, SPRING, 4MM		-----	-----	1	94111-C-300
15	PIN A, DOWEL, 10X16		-----	-----	2	94301-10160
16	O-RING, 23X2.8		-----	-----	2	94608-50000
17	BOLT, FLANGE, 6X12		-----	-----	2	95700-06012-00
	BOLT, FLANGE, 6X12		-----	-----	2	95701-06012-00
18	BOLT, FLANGE, 8X40		-----	-----	5	95700-08040-00
	BOLT, FLANGE, 8X40		-----	-----	5	95701-08040-00
19	BOLT, FLANGE, 6X14		-----	-----	1	96000-06014-00
	BOLT, FLANGE, 6X14		-----	-----	1	96001-06014-00
20	BOLT, FLANGE, 6X32		-----	-----	7	96000-06032-00
	BOLT, FLANGE, 6X32		-----	-----	7	96001-06032-00

CX500TC'82

Ref. No.	BLOCK NO. DESCRIPTION	E-13	ENGINE SERIAL NUMBER		QTY REQ	PART NUMBER
			FROM	TO		
1	COVER, RR.		-----	-----	1	
2	PLATE, BREATHER		-----	-----	1	
3	GASKET, RR. COVER		-----	-----	1	
	GASKET, RR. COVER		-----	-----	1	
4	CAP, ALTERNATOR TIMING MARK		-----	-----	1	
5	GUIDE, NEUTRAL CABLE		-----	-----	1	
6	SWITCH ASSY., NEUTRAL (TOYO)		-----	-----	1	
	SWITCH ASSY., NEUTRAL (TOYO)		-----	-----	1	
	SWITCH ASSY., NEUTRAL (TOYO)		-----	-----	1	
7	BOLT, FLANGE, 8X68		-----	-----	1	
8	COLLAR, 22.2MM		-----	-----	2	
9	OIL SEAL, 22X36X7		-----	-----	1	
10	OIL SEAL, 18X28X6		-----	-----	1	
11	OIL SEAL, 16X28X7		-----	-----	1	
12	O-RING, 27.5MM		-----	-----	1	
	O-RING, 27.5MM		-----	-----	1	

ALTERNATOR



CX500TC'82		ENGINE SERIAL NUMBER		QTY REQ	PART NUMBER	HONDA CODE
Ref. No.	BLOCK NO. E-14 DESCRIPTION	FROM	TO			
1	GEAR SET, STARTER	-----	-----	1	28100-415-305	0801167
2	GEAR, STARTER REDUCTION	-----	-----	1	28102-415-010	0801175
3	SHAFT, STARTER REDUCTION GEAR ...	-----	-----	1	28106-415-000	0668087
4	GEAR COMP., STARTER DRIVEN	-----	-----	1	28110-MF5-000	1438928
	GEAR COMP., STARTER DRIVEN	-----	-----	1	28110-415-010	0801183
5	CLUTCH, STARTER CLUTCH	-----	-----	1	28120-415-000	0668103
6	SPRING, STARTING CLUTCH ROLLER ..	-----	-----	3	28125-516-030	0192708
7	CAP, STARTER CLUTCH ROLLER SPRING	-----	-----	3	28126-516-020	0192716
8	ALTERNATOR ASSY., PULSE	-----	-----	1	30300-MC7-005	1214535
9	ALTERNATOR ASSY.	-----	2001887	1	31100-MC7-005	1214568
	ALTERNATOR ASSY.	-----	2001887	1	31100-MC7-015	1239524
	ALTERNATOR ASSY.	-----	2001887	1	31100-MC7-015	1239524
10	ROTOR COMP.	-----	2001887	1	31110-MC7-005	1214576
	ROTOR COMP.	-----	2001887	1	31110-MC7-015	1239532
	ROTOR COMP.	-----	2001887	1	31110-MC7-015	1239532
11	STATOR LUMP.	-----	-----	1	31120-MC7-005	1214584

CX500TC'82

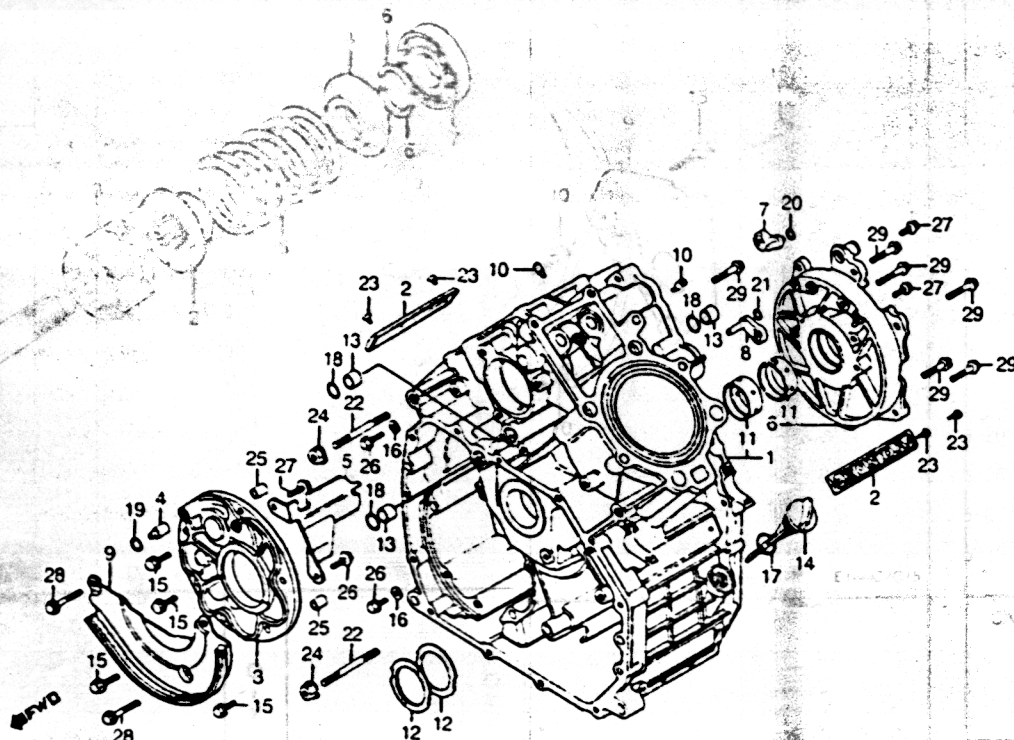
ALTERNATOR

CX500TC'82		ENGINE SERIAL NUMBER		QTY REQ	PART NUMBER
Ref. No.	BLOCK NO. E-14 DESCRIPTION	FROM	TO		
12	BOLT, ALTERNATOR SETTING, 12X30 .	-----	-----	1	90002-415-003
13	BOLT, SOCKET, 8MM	-----	-----	3	90010-415-000
14	WASHER, 12MM	-----	-----	2	90451-708-000
15	WASHER, THRUST, 37MM	-----	-----	1	90454-415-000
16	BEARING, NEEDLE, 32MM (TOMUSON)	-----	-----	1	91021-415-005
17	ROLLER, 15X13	-----	-----	3	91101-516-000
18	BOLT, FLANGE, 6X20	-----	-----	4	95700-06020-00
	BOLT, FLANGE, 6X20	-----	-----	4	95701-06020-00
19	BOLT, FLANGE, 6X40	-----	-----	3	95700-06040-00
	BOLT, FLANGE, 6X40	-----	-----	3	95701-06040-00

CX500TC'82

CX500TC'82		ENGINE SERIAL NUMBER		QTY REQ	PART NUMBER
Ref. No.	BLOCK NO. E-14 DESCRIPTION	FROM	TO		
1	GEAR SET, STARTER	-----	-----	1	28100-415-305
2	GEAR, STARTER REDUCTION	-----	-----	1	28102-415-010
3	SHAFT, STARTER REDUCTION GEAR ...	-----	-----	1	28106-415-000
4	GEAR COMP., STARTER DRIVEN	-----	-----	1	28110-MF5-000
	GEAR COMP., STARTER DRIVEN	-----	-----	1	28110-415-010
5	CLUTCH, STARTER CLUTCH	-----	-----	1	28120-415-000
6	SPRING, STARTING CLUTCH ROLLER ..	-----	-----	3	28125-516-030
7	CAP, STARTER CLUTCH ROLLER SPRING	-----	-----	3	28126-516-020
8	ALTERNATOR ASSY., PULSE	-----	-----	1	30300-MC7-005
9	ALTERNATOR ASSY.	-----	2001887	1	31100-MC7-005
	ALTERNATOR ASSY.	-----	2001887	1	31100-MC7-015
	ALTERNATOR ASSY.	-----	2001887	1	31100-MC7-015
10	ROTOR COMP.	-----	2001887	1	31110-MC7-005
	ROTOR COMP.	-----	2001887	1	31110-MC7-015
	ROTOR COMP.	-----	2001887	1	31110-MC7-015
11	STATOR LUMP.	-----	-----	1	31120-MC7-005

CYLINDER BLOCK



Crankshaft bearing selection

(Oil clearance 30-60μm)

Cylinder block and bearing cap Crankshaft I.D. 50φ		Oil clearance	
		0 +0.010	+0.010 +0.020
A	0 -0.010	13325-MC7-305 C (Brown)	13324-MC7-305 B (Black)
B	-0.010 -0.020	13324-MC7-305 B (Black)	13323-MC7-305 A (Blue)

Ref. No.	BLOCK NO. DESCRIPTION	ENGINE SERIAL NUMBER		QTY REQ	PART NUMBER
		FROM	TO		
1	BLOCK ASSY., CYLINDER	-----	-----	1	11100-MC7-000
2	EMBLEM, CYLINDER BLOCK	-----	-----	2	11105-MC7-000
3	HOLDER, TRANSMISSION	-----	-----	1	11131-MC7-000
4	ORIFICE, 8MM	-----	-----	1	11132-MC7-000
5	PLATE, TRANSMISSION HOLDER	-----	-----	1	11133-MC7-000
6	CAP COMP., CRANKSHAFT	-----	-----	1	11140-MC7-000
7	JET COMP., R. OIL	-----	-----	1	11146-MC7-000
8	JET COMP., L. OIL	-----	-----	1	11147-MC7-000
9	SEPARATOR COMP., OIL	-----	-----	1	11365-MC7-000
10	VALVE, OIL CONTROL ORIFICE	-----	-----	2	12901-413-000
11	BEARING A, MAIN (BLUE)	-----	-----	2	13323-MC7-305
	BEARING B, MAIN (BLACK)	-----	-----	2	13324-MC7-305
	BEARING C, MAIN (BROWN)	-----	-----	2	13325-MC7-305
12	WASHER, CRANK SIDE	-----	-----	2	13326-MC7-003
13	COLLAR, O-RING	-----	-----	3	15155-300-000
14	DIPSTICK	-----	-----	1	15650-MK7-670
	GAUGE, OIL LEVEL	-----	-----	1	15650-449-000
15	BOLT, FLANGE, 6X20	-----	-----	4	90003-MB2-000
	BOLT, FLANGE, 6X20	-----	-----	4	90003-MC7-000
16	WASHER, SEALING, 6.5X12	-----	-----	2	90461-357-000
17	O-RING, 22X3.0	-----	-----	1	91301-250-000
	O-RING, 22X3.0	-----	-----	1	91307-425-003
18	O-RING, 14MM	-----	-----	3	91301-268-020
19	O-RING, 8MM	-----	-----	1	91303-001-000
	O-RING, 8X1.7	-----	-----	1	91306-HB3-003
20	O-RING, 8.2X1.5	-----	-----	1	91308-MC7-000
21	O-RING, 4.1X1.5	-----	-----	1	91308-371-003
22	BOLT, STUD, 10X60	-----	-----	2	92700-10060-0B
23	SCREW, TAPPING, 4X8	-----	-----	4	93902-34110
24	NUT, FLANGE, 10MM	-----	-----	2	94050-10080
25	PIN A, DOWEL, 8X14	-----	-----	2	94301-08140
26	BOLT, FLANGE, 6X12	-----	-----	3	95700-06012-00

E14MC7C17T

CYLINDER BLOCK

ENGINE SERIAL NUMBER		PART NUMBER	QTY	REMARKS
FROM	TO			
1	11100-MC7-000	1	1	1 BLOCK ASSY
2	11109-MC7-001	2	1	2 BOLT, FLANGE, 6X12
3	11111-MC7-001	3	1	3 BOLT, FLANGE, 6X16
4	11112-MC7-001	4	1	4 BOLT, FLANGE, 6X16
5	11113-MC7-001	5	1	5 BOLT, FLANGE, 6X32
6	11114-MC7-001	6	1	6 BOLT, FLANGE, 6X32
7	11115-MC7-001	7	1	7 BOLT, FLANGE, 8X25
8	11116-MC7-001	8	1	8 BOLT, FLANGE, 8X25
9	11117-MC7-001	9	1	9 BOLT, FLANGE, 8X25
10	11118-MC7-001	10	1	10 VALVE, OIL CONTROL
11	11119-MC7-001	11	1	11 BEARING, MAIN (BLUE)
12	11120-MC7-001	12	1	12 WASHER, MAIN SIDE
13	11121-MC7-001	13	1	13 COLLAR, MAIN SIDE
14	11122-MC7-001	14	1	14 DIPSTICK
15	11123-MC7-001	15	1	15 GALVANIZED BOLT, FLANGE 6X20
16	11124-MC7-001	16	1	16 WASHER, FLANGE, 6X16
17	11125-MC7-001	17	1	17 O-RING, 2X13.0
18	11126-MC7-001	18	1	18 O-RING, 2X13.0
19	11127-MC7-001	19	1	19 O-RING, 2X13.0
20	11128-MC7-001	20	1	20 O-RING, 2X13.0
21	11129-MC7-001	21	1	21 BOLT, FLANGE, 6X16
22	11130-MC7-001	22	1	22 BOLT, FLANGE, 6X16
23	11131-MC7-001	23	1	23 SCREW, 4X16
24	11132-MC7-001	24	1	24 NUT, FLANGE, 10MM
25	11133-MC7-001	25	1	25 PIN, 30X4
26	11134-MC7-001	26	1	26 BOLT, FLANGE, 6X16
27	11135-MC7-001	27	1	27 BOLT, FLANGE, 6X16
28	11136-MC7-001	28	1	28 BOLT, FLANGE, 6X16
29	11137-MC7-001	29	1	29 BOLT, FLANGE, 6X16
30	11138-MC7-001	30	1	30 BOLT, FLANGE, 6X16
31	11139-MC7-001	31	1	31 BOLT, FLANGE, 6X16
32	11140-MC7-001	32	1	32 BOLT, FLANGE, 6X16
33	11141-MC7-001	33	1	33 BOLT, FLANGE, 6X16
34	11142-MC7-001	34	1	34 BOLT, FLANGE, 6X16
35	11143-MC7-001	35	1	35 BOLT, FLANGE, 6X16
36	11144-MC7-001	36	1	36 BOLT, FLANGE, 6X16
37	11145-MC7-001	37	1	37 BOLT, FLANGE, 6X16
38	11146-MC7-001	38	1	38 BOLT, FLANGE, 6X16
39	11147-MC7-001	39	1	39 BOLT, FLANGE, 6X16
40	11148-MC7-001	40	1	40 BOLT, FLANGE, 6X16
41	11149-MC7-001	41	1	41 BOLT, FLANGE, 6X16
42	11150-MC7-001	42	1	42 BOLT, FLANGE, 6X16
43	11151-MC7-001	43	1	43 BOLT, FLANGE, 6X16
44	11152-MC7-001	44	1	44 BOLT, FLANGE, 6X16
45	11153-MC7-001	45	1	45 BOLT, FLANGE, 6X16
46	11154-MC7-001	46	1	46 BOLT, FLANGE, 6X16
47	11155-MC7-001	47	1	47 BOLT, FLANGE, 6X16
48	11156-MC7-001	48	1	48 BOLT, FLANGE, 6X16
49	11157-MC7-001	49	1	49 BOLT, FLANGE, 6X16
50	11158-MC7-001	50	1	50 BOLT, FLANGE, 6X16
51	11159-MC7-001	51	1	51 BOLT, FLANGE, 6X16
52	11160-MC7-001	52	1	52 BOLT, FLANGE, 6X16
53	11161-MC7-001	53	1	53 BOLT, FLANGE, 6X16
54	11162-MC7-001	54	1	54 BOLT, FLANGE, 6X16
55	11163-MC7-001	55	1	55 BOLT, FLANGE, 6X16
56	11164-MC7-001	56	1	56 BOLT, FLANGE, 6X16
57	11165-MC7-001	57	1	57 BOLT, FLANGE, 6X16
58	11166-MC7-001	58	1	58 BOLT, FLANGE, 6X16
59	11167-MC7-001	59	1	59 BOLT, FLANGE, 6X16
60	11168-MC7-001	60	1	60 BOLT, FLANGE, 6X16
61	11169-MC7-001	61	1	61 BOLT, FLANGE, 6X16
62	11170-MC7-001	62	1	62 BOLT, FLANGE, 6X16
63	11171-MC7-001	63	1	63 BOLT, FLANGE, 6X16
64	11172-MC7-001	64	1	64 BOLT, FLANGE, 6X16
65	11173-MC7-001	65	1	65 BOLT, FLANGE, 6X16
66	11174-MC7-001	66	1	66 BOLT, FLANGE, 6X16
67	11175-MC7-001	67	1	67 BOLT, FLANGE, 6X16
68	11176-MC7-001	68	1	68 BOLT, FLANGE, 6X16
69	11177-MC7-001	69	1	69 BOLT, FLANGE, 6X16
70	11178-MC7-001	70	1	70 BOLT, FLANGE, 6X16
71	11179-MC7-001	71	1	71 BOLT, FLANGE, 6X16
72	11180-MC7-001	72	1	72 BOLT, FLANGE, 6X16
73	11181-MC7-001	73	1	73 BOLT, FLANGE, 6X16
74	11182-MC7-001	74	1	74 BOLT, FLANGE, 6X16
75	11183-MC7-001	75	1	75 BOLT, FLANGE, 6X16
76	11184-MC7-001	76	1	76 BOLT, FLANGE, 6X16
77	11185-MC7-001	77	1	77 BOLT, FLANGE, 6X16
78	11186-MC7-001	78	1	78 BOLT, FLANGE, 6X16
79	11187-MC7-001	79	1	79 BOLT, FLANGE, 6X16
80	11188-MC7-001	80	1	80 BOLT, FLANGE, 6X16
81	11189-MC7-001	81	1	81 BOLT, FLANGE, 6X16
82	11190-MC7-001	82	1	82 BOLT, FLANGE, 6X16
83	11191-MC7-001	83	1	83 BOLT, FLANGE, 6X16
84	11192-MC7-001	84	1	84 BOLT, FLANGE, 6X16
85	11193-MC7-001	85	1	85 BOLT, FLANGE, 6X16
86	11194-MC7-001	86	1	86 BOLT, FLANGE, 6X16
87	11195-MC7-001	87	1	87 BOLT, FLANGE, 6X16
88	11196-MC7-001	88	1	88 BOLT, FLANGE, 6X16
89	11197-MC7-001	89	1	89 BOLT, FLANGE, 6X16
90	11198-MC7-001	90	1	90 BOLT, FLANGE, 6X16
91	11199-MC7-001	91	1	91 BOLT, FLANGE, 6X16
92	11200-MC7-001	92	1	92 BOLT, FLANGE, 6X16
93	11201-MC7-001	93	1	93 BOLT, FLANGE, 6X16
94	11202-MC7-001	94	1	94 BOLT, FLANGE, 6X16
95	11203-MC7-001	95	1	95 BOLT, FLANGE, 6X16
96	11204-MC7-001	96	1	96 BOLT, FLANGE, 6X16
97	11205-MC7-001	97	1	97 BOLT, FLANGE, 6X16
98	11206-MC7-001	98	1	98 BOLT, FLANGE, 6X16
99	11207-MC7-001	99	1	99 BOLT, FLANGE, 6X16
100	11208-MC7-001	100	1	100 BOLT, FLANGE, 6X16

Crankshaft bearing selection
(Oil clearance 30-60µm)

Cylinder block and bearing cap Crankshaft I.D. 50φ		Oil clearance	
		0	+0.010
		+0.010	+0.020
A	0	13325-MC7-305 C (Brown)	13324-MC7-305 B (Black)
B	-0.010	13324-MC7-305 B (Black)	13323-MC7-305 A (Blue)

CX500TC82

CYLINDER BLOCK

BLOCK NO.		ENGINE SERIAL NUMBER	QTY	REMARKS
FROM	TO			
1	11100-MC7-000	1	1	1 BLOCK ASSY
2	11109-MC7-001	2	1	2 BOLT, FLANGE, 6X12
3	11111-MC7-001	3	1	3 BOLT, FLANGE, 6X16
4	11112-MC7-001	4	1	4 BOLT, FLANGE, 6X16
5	11113-MC7-001	5	1	5 BOLT, FLANGE, 6X32
6	11114-MC7-001	6	1	6 BOLT, FLANGE, 6X32
7	11115-MC7-001	7	1	7 BOLT, FLANGE, 8X25
8	11116-MC7-001	8	1	8 BOLT, FLANGE, 8X25
9	11117-MC7-001	9	1	9 BOLT, FLANGE, 8X25
10	11118-MC7-001	10	1	10 VALVE, OIL CONTROL
11	11119-MC7-001	11	1	11 BEARING, MAIN (BLUE)
12	11120-MC7-001	12	1	12 WASHER, MAIN SIDE
13	11121-MC7-001	13	1	13 COLLAR, MAIN SIDE
14	11122-MC7-001	14	1	14 DIPSTICK
15	11123-MC7-001	15	1	15 GALVANIZED BOLT, FLANGE 6X20
16	11124-MC7-001	16	1	16 WASHER, FLANGE, 6X16
17	11125-MC7-001	17	1	17 O-RING, 2X13.0
18	11126-MC7-001	18	1	18 O-RING, 2X13.0
19	11127-MC7-001	19	1	19 O-RING, 2X13.0
20	11128-MC7-001	20	1	20 O-RING, 2X13.0
21	11129-MC7-001	21	1	21 BOLT, FLANGE, 6X16
22	11130-MC7-001	22	1	22 BOLT, FLANGE, 6X16
23	11131-MC7-001	23	1	23 SCREW, 4X16
24	11132-MC7-001	24	1	24 NUT, FLANGE, 10MM
25	11133-MC7-001	25	1	25 PIN, 30X4
26	11134-MC7-001	26	1	26 BOLT, FLANGE, 6X16
27	11135-MC7-001	27	1	27 BOLT, FLANGE, 6X16
28	11136-MC7-001	28	1	28 BOLT, FLANGE, 6X16
29	11137-MC7-001	29	1	29 BOLT, FLANGE, 6X16
30	11138-MC7-001	30	1	30 BOLT, FLANGE, 6X16
31	11139-MC7-001	31	1	31 BOLT, FLANGE, 6X16
32	11140-MC7-001	32	1	32 BOLT, FLANGE, 6X16
33	11141-MC7-001	33	1	33 BOLT, FLANGE, 6X16
34	11142-MC7-001	34	1	34 BOLT, FLANGE, 6X16
35	11143-MC7-001	35	1	35 BOLT, FLANGE, 6X16
36	11144-MC7-001	36	1	36 BOLT, FLANGE, 6X16
37	11145-MC7-001	37	1	37 BOLT, FLANGE, 6X16
38	11146-MC7-001	38	1	38 BOLT, FLANGE, 6X16
39	11147-MC7-001	39	1	39 BOLT, FLANGE, 6X16
40	11148-MC7-001	40	1	40 BOLT, FLANGE, 6X16
41	11149-MC7-001	41	1	41 BOLT, FLANGE, 6X16
42	11150-MC7-001	42	1	42 BOLT, FLANGE, 6X16
43	11151-MC7-001	43	1	43 BOLT, FLANGE, 6X16
44	11152-MC7-001	44	1	44 BOLT, FLANGE, 6X16
45	11153-MC7-001	45	1	45 BOLT, FLANGE, 6X16
46	11154-MC7-001	46	1	46 BOLT, FLANGE, 6X16
47	11155-MC7-001	47	1	47 BOLT, FLANGE, 6X16
48	11156-MC7-001	48	1	48 BOLT, FLANGE, 6X16
49	11157-MC7-001	49	1	49 BOLT, FLANGE, 6X16
50	11158-MC7-001	50	1	50 BOLT, FLANGE, 6X16
51	11159-MC7-001	51	1	51 BOLT, FLANGE, 6X16
52	11160-MC7-001	52	1	52 BOLT, FLANGE, 6X16
53	11161-MC7-001	53	1	53 BOLT, FLANGE, 6X16
54	11162-MC7-001	54	1	54 BOLT, FLANGE, 6X16
55	11163-MC7-001	55	1	55 BOLT, FLANGE, 6X16
56	11164-MC7-001	56	1	56 BOLT, FLANGE, 6X16
57	11165-MC7-001	57	1	57 BOLT, FLANGE, 6X16
58	11166-MC7-001	58	1	58 BOLT, FLANGE, 6X16
59	11167-MC7-001	59	1	59 BOLT, FLANGE, 6X16
60	11168-MC7-001	60	1	60 BOLT, FLANGE, 6X16
61	11169-MC7-001	61	1	61 BOLT, FLANGE, 6X16
62	11170-MC7-001	62	1	62 BOLT, FLANGE, 6X16
63	11171-MC7-001	63	1	63 BOLT, FLANGE, 6X16
64	11172-MC7-001	64	1	64 BOLT, FLANGE, 6X16
65	11173-MC7-001	65	1	65 BOLT, FLANGE, 6X16
66	11174-MC7-001	66	1	66 BOLT, FLANGE, 6X16
67	11175-MC7-001	67	1	67 BOLT, FLANGE, 6X16
68	11176-MC7-001	68	1	68 BOLT, FLANGE, 6X16
69	11177-MC7-001	69	1	69 BOLT, FLANGE, 6X16
70	11178-MC7-001	70	1	70 BOLT, FLANGE, 6X16
71	11179-MC7-001	71	1	71 BOLT, FLANGE, 6X16
72	11180-MC7-001	72	1	72 BOLT, FLANGE, 6X16
73	11181-MC7-001	73	1	73 BOLT, FLANGE, 6X16
74	11182-MC7-001	74	1	74 BOLT, FLANGE, 6X16
75	11183-MC7-001	75	1	75 BOLT, FLANGE, 6X16
76	11184-MC7-001	76	1	76 BOLT, FLANGE, 6X16
77	11185-MC7-001	77	1	77 BOLT, FLANGE, 6X16
78	11186-MC7-001	78	1	78 BOLT, FLANGE, 6X16
79	11187-MC7-001	79	1	79 BOLT, FLANGE, 6X16
80	11188-MC7-001	80	1	80 BOLT, FLANGE, 6X16
81	11189-MC7-001	81	1	81 BOLT, FLANGE, 6X16
82	11190-MC7-001	82	1	82 BOLT, FLANGE, 6X16
83	11191-MC7-001	83	1	83 BOLT, FLANGE, 6X16
84	11192-MC7-001	84	1	84 BOLT, FLANGE, 6X16
85	11193-MC7-001	85	1	85 BOLT, FLANGE, 6X16
86	11194-MC7-001	86	1	86 BOLT, FLANGE, 6X16
87	11195-MC7-001	87	1	87 BOLT, FLANGE, 6X16
88	11196-MC7-001	88	1	88 BOLT, FLANGE, 6X16
89	11197-MC7-001	89	1	89 BOLT, FLANGE, 6X16
90	11198-MC7-001	90	1	90 BOLT, FLANGE, 6X16
91	11199-MC7-001	91	1	91 BOLT, FLANGE, 6X16
92	11200-MC7-001	92	1	92 BOLT, FLANGE, 6X16</

OIL PAN

ENGINE SERIAL NUMBER

FROM

TO

QTY

Q

PART NUMBER

1

95701-06011-00

3

95700-06013-00

3

95701-06016-00

2

95700-06032-00

2

95701-06032-00

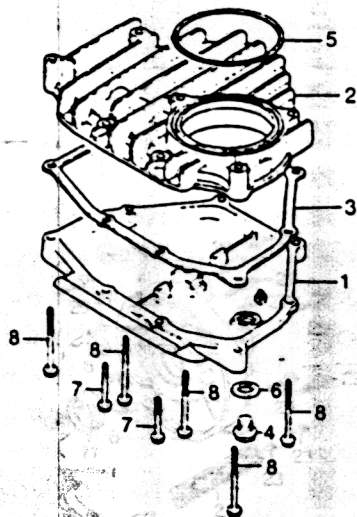
7

95700-03025-00

7

95701-03025-00

E14MC7C18

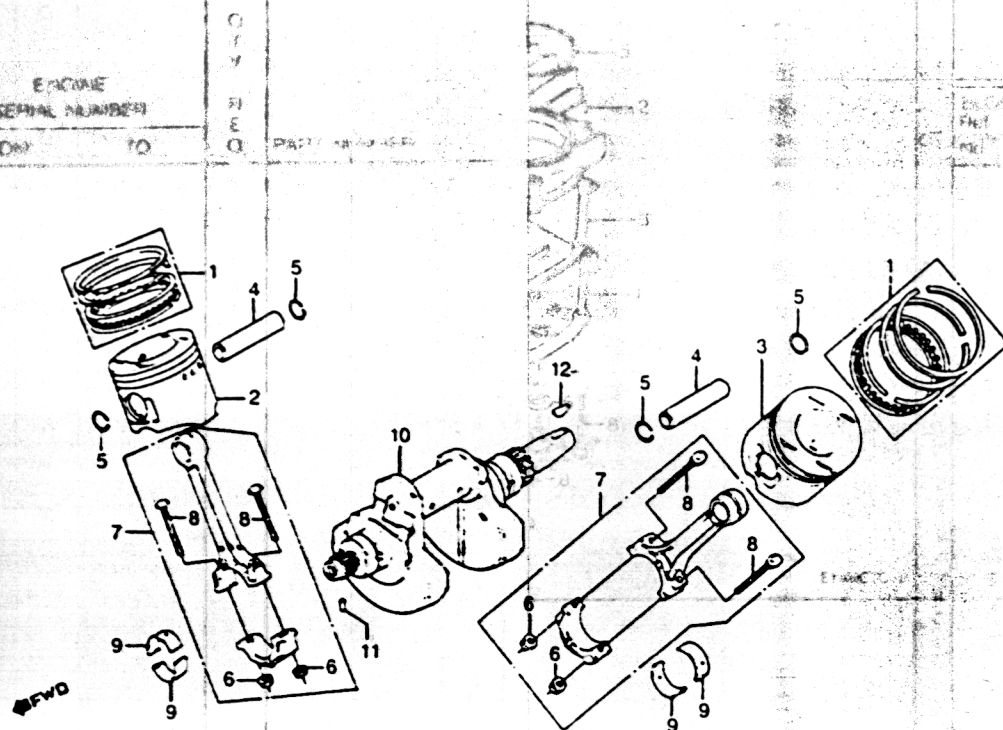


E14MC7C18

CX500TC'82		ENGINE SERIAL NUMBER	Q T Y	P A R T N O .	HONDA CODE			
Ref No.	BLOCK NO. E-18 DESCRIPTION					FROM	TO	Q R E Q
1	PAN, OIL					-----	-----	1
2	COVER, OIL PAN	-----	-----	1	11122-MC7-000	1206440		
3	GASKET, OIL PAN COVER	-----	-----	1	11128-MC7-000	1206457		
4	BOLT, PLUG, 14MM	-----	-----	1	90081-MC7-000	1210681		
5	O-RING, 76.5X3	-----	-----	1	91362-MC7-004	1216159		
6	WASHER, DRAIN PLUG, 14MM	-----	-----	1	94109-14000	0171876		
7	BOLT, FLANGE, 6X32	-----	-----	4	96000-06032-00	0807347		
	BOLT, FLANGE, 6X32	-----	-----	4	96001-06032-00	2106029		
8	BOLT, FLANGE, 6X55	-----	-----	5	96000-06055-00	0807396		
	BOLT, FLANGE, 6X55	-----	-----	5	96001-06055-00	2112217		

[illegible]

CRANKSHAFT • PISTON



Connecting rod bearing selection
(Oil clearance 28-52μm)

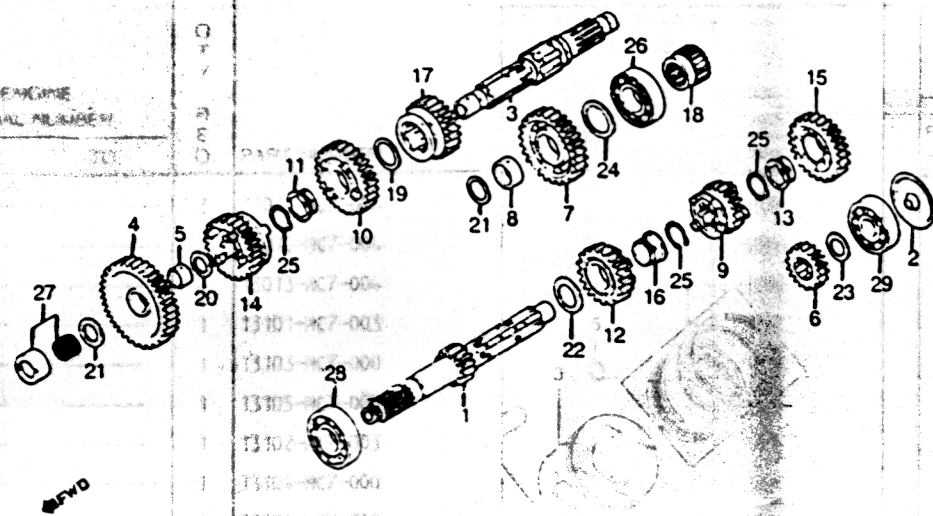
Connecting rod I.D. 46φ		1	2	3
Crankpin O.D. 43φ		0-+0.008	+0.008-+0.016	+0.016-+0.024
A	0.010 -0.018	13220-MC7-003 F (Pink)	13219-MC7-003 E (Yellow)	13218-MC7-003 D (Green)
B	-0.018 -0.026	13219-MC7-003 E (Yellow)	13218-MC7-003 D (Green)	13217-MC7-003 C (Brown)
C	-0.026 -0.034	13218-MC7-003 D (Green)	13217-MC7-003 C (Brown)	13216-MC7-003 B (Black)

CX500TC'82

CRANKSHAFT • PISTON

Ref. No.	BLOCK NO. DESCRIPTION	ENGINE SERIAL NUMBER		QTY REQ	PART NUMBER
		FROM	TO		
1	RING SET, PISTON (STD)	-----	-----	2	13011-MC7-004
	RING SET, PISTON (0.25)	-----	-----	2	13012-MC7-004
	RING SET, PISTON (0.50)	-----	-----	2	13013-MC7-004
2	PISTON, R. (STD)	-----	-----	1	13101-MC7-003
	PISTON, R. (0.25)	-----	-----	1	13103-MC7-000
	PISTON, R. (0.50)	-----	-----	1	13105-MC7-000
3	PISTON, L. (STD)	-----	-----	1	13102-MC7-003
	PISTON, L. (0.25)	-----	-----	1	13104-MC7-000
	PISTON, L. (0.50)	-----	-----	1	13106-MC7-000
4	PIN, PISTON	-----	-----	2	13111-MC7-000
5	CLIP, PISTON PIN, 22MM	-----	-----	4	13112-MC7-000
6	NUT, CONNECTING ROD	-----	-----	4	13205-634-010
	NUT, CONNECTING ROD (NAGOYA NEJI)	-----	-----	4	13205-689-004
7	ROD COMP., CONNECTING	-----	-----	2	13210-MC7-000
8	BOLT, CONNECTING ROD	-----	-----	4	13213-MC7-004
9	BEARING B, CONNECTING ROD (BLACK)	-----	-----	4	13216-MC7-003
	BEARING C, CONNECTING ROD (BROWN)	-----	-----	4	13217-MC7-003
	BEARING D, CONNECTING ROD (GREEN)	-----	-----	4	13218-MC7-003
	BEARING E, CONNECTING ROD (YELLOW)	-----	-----	4	13219-MC7-003
	BEARING F, CONNECTING ROD (PINK)	-----	-----	4	13220-MC7-003
10	CRANKSHAFT COMP.	-----	-----	1	13300-MC7-000
11	PIN, CAMSHAFT, 3X5.2	-----	-----	1	30905-216-000
12	KEY, SPECIAL WOODRUFF, 25x18	-----	-----	1	94401-25180

TRANSMISSION

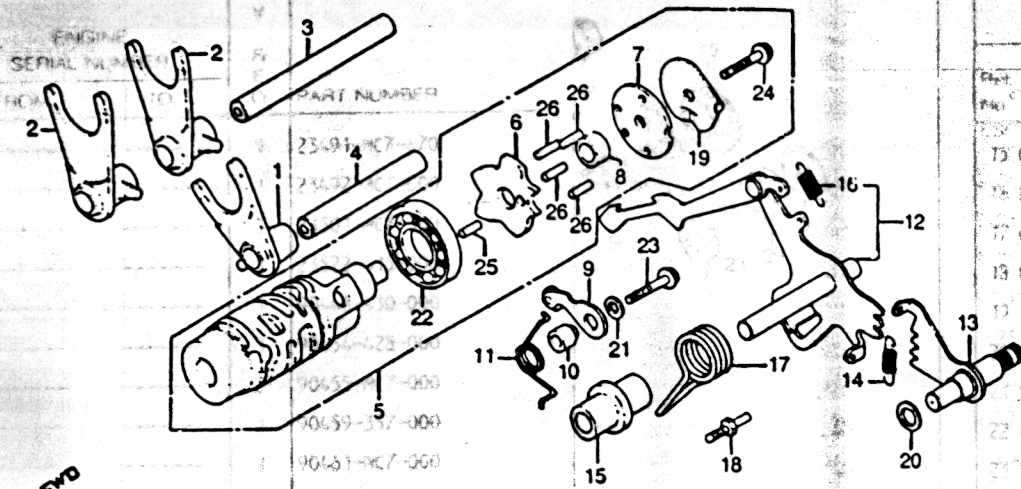


ENGINE SERIAL NUMBER		ENGINE SERIAL NUMBER		QTY R E Q	PART NUMBER	HONDA CODE
Ref. No.	BLOCK NO. DESCRIPTION	E-20	FROM TO			
1	MAINSHAFT COMP., TRANSMISSION (16T)	13211-MC7-000	-----	1	23211-MC7-000	1208081
2	PLATE, OIL GUIDE	13219-415-000	-----	1	23219-415-000	0669077
3	COUNTERSHAFT, TRANSMISSION	13220-MC7-000	-----	1	23220-MC7-000	1208099
4	GEAR, COUNTERSHAFT FIRST (40T) ..	13421-MC7-000	-----	1	23421-MC7-000	1208107
	GEAR, COUNTERSHAFT FIRST (40T) ..	13421-ME2-000	-----	1	23421-ME2-000	1294024
5	BUSH, 20X24X11	13422-MC7-000	-----	1	23422-MC7-000	1208115
6	GEAR, MAINSHAFT SECOND (21T)	13431-MC7-000	-----	1	23431-MC7-000	1208123
7	GEAR, COUNTERSHAFT SECOND (36T) ..	13441-MC7-000	-----	1	23441-MC7-000	1208131
8	BUSH, 27.5X31X11.5	13442-MC7-000	-----	1	23442-MC7-000	1208149
9	GEAR, MAINSHAFT THIRD (25T)	13451-MC7-000	-----	1	23451-MC7-000	1208156
10	GEAR, COUNTERSHAFT THIRD (32T) ..	13461-MC7-000	-----	1	23461-MC7-000	1208164
11	BUSH, 27-29X11.5	13462-MC7-000	-----	1	23462-MC7-000	1208172
12	GEAR, MAINSHAFT FOURTH (28T)	13471-MC7-000	-----	1	23471-MC7-000	1208180
13	BUSH, SPLINE	13472-MC7-000	-----	1	23472-MC7-000	1208198
14	GEAR, COUNTERSHAFT FOURTH (28T) ..	13481-MC7-000	-----	1	23481-MC7-000	1208206

TRANSMISSION

BLOCK NO. E-20		ENGINE SERIAL NUMBER		QTY R E Q	PART NUMBER
Ref. No.	DESCRIPTION	FROM	TO		
15	GEAR, MAINSHAFT FIFTH (30T)	-----	-----	1	23491-MC7-670
16	BUSH, 25X29X15	-----	-----	1	23492-MC7-000
17	GEAR, COUNTERSHAFT FIFTH (26T) ..	-----	-----	1	23501-MC7-000
18	COLLAR, COUNTERSHAFT	-----	-----	1	23522-415-000
19	WASHER, THRUST, 25.2X34	-----	-----	1	90446-430-000
20	WASHER, THRUST, 20X1.00	-----	-----	1	90454-428-000
21	WASHER, THRUST, 27.5MM	-----	-----	2	90455-MC7-000
22	WASHER C, THRUST, 25MM	-----	-----	1	90459-357-000
23	WASHER A, THRUST, 20MM	-----	-----	1	90461-MC7-000
	WASHER B, THRUST, 20MM	-----	-----	1	90462-MC7-000
	WASHER C, THRUST, 20MM	-----	-----	1	90463-MC7-000
	WASHER D, THRUST	-----	-----	1	90464-MC7-000
	WASHER E, THRUST	-----	-----	1	90465-MC7-000
24	WASHER A, THRUST, 25MM	-----	-----	1	90466-MC7-000
	WASHER B, THRUST	-----	-----	1	90467-MC7-000
	WASHER C, THRUST, 25MM	-----	-----	1	90468-MC7-000
	WASHER D, THRUST, 25MM	-----	-----	1	90469-MC7-000
	WASHER E, THRUST, 25MM	-----	-----	1	90471-MC7-000
25	CIRCLIP, EXTERNAL, 25MM	-----	-----	3	90601-300-000
26	BEARING, SPECIAL BALL, 6205	-----	-----	1	91010-MC7-003
27	BEARING, NEEDLE, 20MM	-----	-----	1	91022-415-008
28	BEARING, RADIAL BALL, 6305	-----	-----	1	96100-63051-00
29	BEARING, RADIAL BALL, 6204U	-----	-----	1	96140-62040-00

SHIFT DRUM • SHIFT FORK



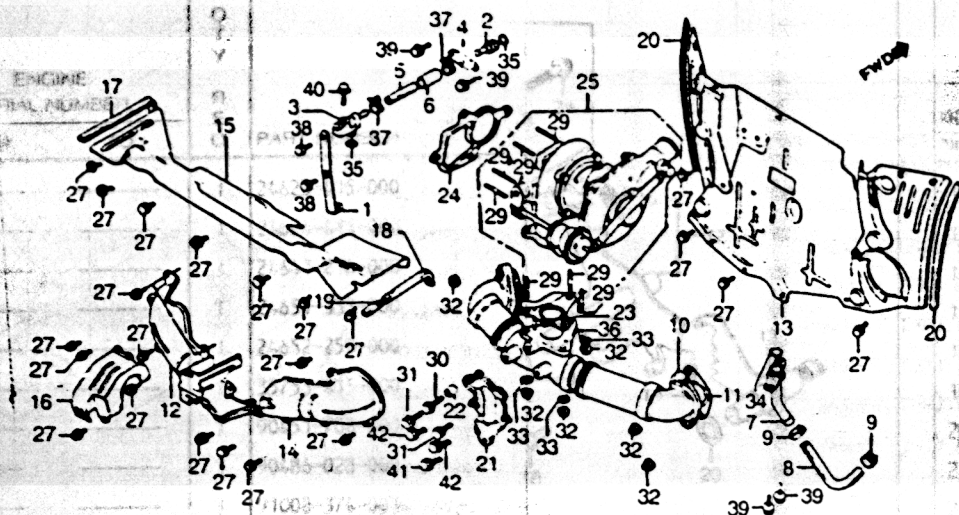
CX500TC'82		ENGINE SERIAL NUMBER		QTY REQ	PART NUMBER	HONDA CODE
Ref. No.	BLOCK NO. DESCRIPTION	E-21	FROM TO			
1	FORK, MAINSHAFT THIRD GEARSHIFT	---	---	1	24216-MC7-000	1208263
2	FORK, COUNTERSHAFT FIFTH GEARSHIFT	---	---	2	24221-MC7-000	1208271
3	SHAFT A, GEARSHIFT FORK GUIDE	---	---	1	24241-MC7-000	1208289
4	SHAFT B, GEARSHIFT FORK GUIDE	---	---	1	24242-MC7-000	1208297
5	DRUM COMP., GEARSHIFT	---	---	1	24300-MC7-000	1214493
6	PLATE, DRUM CAM	---	---	1	24303-MC7-000	1208313
7	PLATE, DRUM CENTER	---	---	1	24304-415-000	0667998
8	COLLAR, DRUM CENTER	---	---	1	24305-415-000	0668004
9	STOPPER COMP., GEARSHIFT DRUM	---	---	1	24430-413-000	0494328
10	COLLAR, GEARSHIFT DRUM STOPPER	---	---	1	24432-413-000	0494336
11	SPRING, DRUM STOPPER	---	---	1	24435-415-000	0668012
12	ARM COMP., GEARSHIFT	---	---	1	24610-415-000	0668020
13	SPINDLE COMP., GEARSHIFT	---	2005383	1	24620-MC7-000	1208321
	SPINDLE COMP., GEARSHIFT	---	2005383	1	24620-MC7-010	1459023
		---	---	1	24620-MC7-010	1459023

CX500TC'82

SHIFT DRUM • SHIFT FORK

BLOCK NO. E-21		ENGINE SERIAL NUMBER		QTY REQ	PART NUMBER
Ref. No.	DESCRIPTION	FROM	TO		
14	SPRING, GEARSHIFT	---	---	1	24623-415-000
15	COLLAR, GEARSHIFT ARM	---	---	1	24624-415-000
16	SPRING, GEARSHIFT ARM	---	---	1	24641-216-000
17	SPRING, GEARSHIFT RETURN	---	---	1	24651-333-000
18	PIN, SHIFT RETURN SPRING	---	---	1	24652-259-000
19	PLATE, POINT	---	---	1	35753-415-000
20	WASHER, 12MM	---	---	1	90451-708-000
21	WASHER, SPARK ADVANCER SETTING	---	---	1	90486-028-000
22	BEARING, BALL, 16005 (NTN)	---	---	1	91008-374-003
23	BOLT, FLANGE, 6X25	---	---	1	95700-06025-000
	BOLT, FLANGE, 6X25	---	---	1	95701-06025-000
24	BOLT, FLANGE, 6X25	---	---	1	95725-06025-000
25	ROLLER, 4X11.8	---	---	1	96220-40118
26	ROLLER, 4X14	---	---	4	96220-40140

TURBO PUMP



E14MC7C22

CX500TC'82

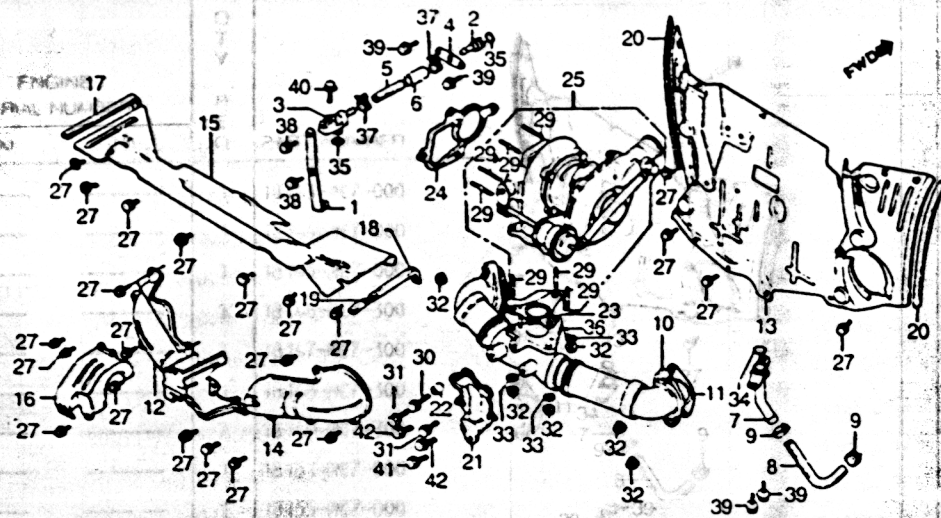
Ref. No.	BLOCK NO. DESCRIPTION	E-22	ENGINE SERIAL NUMBER		QTY REQ	PART NUMBER	HONDA CODE
			FROM	TO			
1	PLATE, TURBOCHARGER SAFETY		-----	-----	1	15529-MC7-000	1206994
2	HOLDER COMP. A, TURBOCHARGER OIL HOSE		-----	-----	1	15531-MC7-000	1206994
3	HOLDER COMP. B, TURBOCHARGER OIL HOSE		-----	-----	1	15533-MC7-000	1206994
4	PLATE, SET		-----	-----	1	15534-MC7-000	1206994
5	HOSE, TURBOCHARGER OIL		-----	-----	1	15538-MC7-000	1206994
6	PROTECTOR, TURBOCHARGER OIL HOSE		-----	-----	1	15539-MC7-000	1206994
7	JOINT COMP. A, OIL RETURN		-----	-----	1	15570-MC7-000	1207000
8	HOSE, OIL RETURN		-----	-----	1	15573-MC7-000	1214071
9	CLAMP, OIL RETURN TUBE		-----	-----	2	15576-MC7-000	1214089
10	MANIFOLD COMP., EX.		-----	-----	1	18100-MC7-000	1207521
11	GASKET, EX. MANIFOLD		-----	-----	2	18139-MC7-000	1207539
	GASKET, EX. MANIFOLD		-----	-----	2	18139-ME7-000	1394626
12	COVER, EX. MANIFOLD FR.		-----	-----	1	18141-MC7-000	1207547
13	COVER, EX. MANIFOLD RR.		-----	-----	1	18142-MC7-000	1207554

CX500TC'82

TURBO PUMP

Ref. No.	BLOCK NO. DESCRIPTION	E-22	ENGINE SERIAL NUMBER		QTY REQ	PART NUMBER
			FROM	TO		
14	COVER, L. EX. MANIFOLD FR.		-----	-----	1	18143-MC7-000
15	COVER, ENGINE UPPER		-----	-----	1	18144-MC7-000
16	COVER, TURBOCHARGER		-----	-----	1	18145-MC7-000
17	RUBBER A, EX. MANIFOLD COVER SEAL		-----	-----	1	18146-MC7-300
18	RUBBER B, EX. MANIFOLD COVER SEAL		-----	-----	1	18147-MC7-300
19	RUBBER C, EX. MANIFOLD COVER SEAL		-----	-----	1	18148-MC7-300
20	RUBBER D, EX. MANIFOLD COVER SEAL		-----	-----	2	18149-MC7-300
21	PLATE, SETTING		-----	-----	1	18151-MC7-000
22	COLLAR, SETTING PLATE		-----	-----	1	18155-MC7-000
23	GASKET, TURBOCHARGER		-----	-----	1	18191-MC7-000
24	GASKET, EX. PIPE JOINT		-----	-----	1	18192-MC7-000
25	PUMP ASSY., TURBO		-----	-----	1	18200-MC7-003
	PUMP ASSY., TURBO		-----	-----	1	18200-MC7-305
27	BOLT, FLANGE, 5X8		-----	-----	21	90002-MC7-000
29	BOLT, STUD, 8X32		-----	-----	7	90061-MC7-300
30	BOLT, SPECIAL, 8X26		-----	-----	1	90063-MC7-003
31	BOLT, SPECIAL, 8X15		-----	-----	2	90064-MC7-003
32	NUT, SPECIAL, 8MM		-----	-----	6	90217-657-000
33	WASHER, SPRING, 8MM		-----	-----	3	90406-MC7-G03
34	O-RING, 15.8X2.5 (ARAI)		-----	-----	1	91301-MC7-003
	O-RING, 15.8X2.5		-----	-----	1	91301-MC7-004
35	O-RING B, 6.8X2.5 (ARAI)		-----	-----	2	91304-MC7-003
36	PIN C, DOWEL, 4X6.5		-----	-----	2	94303-04065
37	CLAMP, TUBE, D8		-----	-----	2	95002-40800-08
38	BOLT, FLANGE, 6X10		-----	-----	2	95700-06010-00
	BOLT, FLANGE, 6X10		-----	-----	2	95701-06010-00
39	BOLT, FLANGE, 6X16		-----	-----	4	95700-06016-00
	BOLT, FLANGE, 6X16		-----	-----	4	95701-06016-00
40	BOLT, FLANGE, 6X22		-----	-----	1	95700-06022-00
	BOLT, FLANGE, 6X22		-----	-----	1	95701-06022-00
41	BOLT, FLANGE, 8X18		-----	-----	1	95700-08018-00
	BOLT, FLANGE, 8X18		-----	-----	1	95701-08018-00

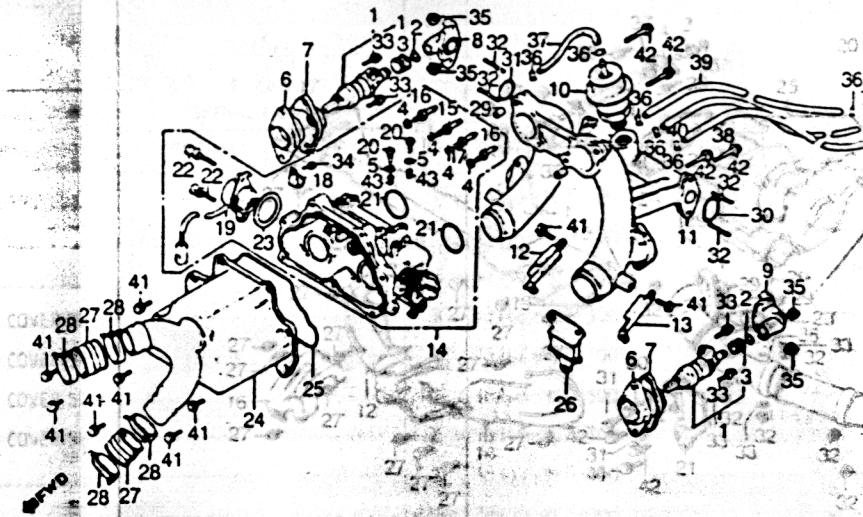
TURBO PUMP



E14MC7C22

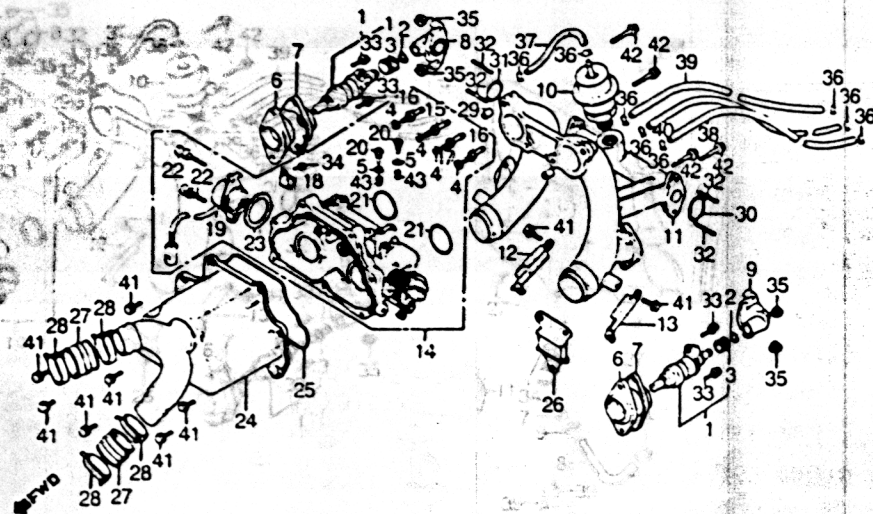
CX500TC'82		ENGINE		QTY	PART NUMBER	HONDA CODE
Ref. No.	BLOCK NO. E-22 DESCRIPTION	FROM	TO			
	42 BOLT, FLANGE, 8X45	---	---	2	95700-08045-00	0496497
	BOLT, FLANGE, 8X45	---	---	2	95701-08045-00	2533859

THROTTLE BODY • INTAKE MANIFOLD



CX500TC'82		ENGINE		QTY	PART NUMBER	HONDA CODE
Ref. No.	BLOCK NO. E-23 DESCRIPTION	FROM	TO			
1	INJECTOR ASSY., FUEL	---	---	2	16110-MC7-003	2
2	O-RING, INJECTOR	---	---	2	16111-MC7-004	2
3	GROMMET	---	---	2	16112-MC7-003	
4	WASHER	---	---	4	16170-300-004	
5	WASHER, FIBER	---	---	4	16189-056-004	
6	FLANGE COMP., HOLDER	---	---	2	16220-MC7-003	
7	COVER, HOLDER	---	---	2	16221-MC7-000	
8	CAP, R. INJECTOR	---	---	1	16312-MC7-000	
9	CAP, L. INJECTOR	---	---	1	16313-MC7-000	
10	REGULATOR ASSY., PRESSURE	---	---	1	16850-MC7-003	
11	MANIFOLD COMP., IN.	---	---	1	17110-MC7-000	
12	MOUNT, R. IN. SETTING	---	---	1	17123-MC7-000	
13	MOUNT, L. IN. SETTING	---	---	1	17124-MC7-000	
14	BODY, THROTTLE	---	---	1	17130-MC7-671	
15	JOINT, PIG SENSOR	---	---	1	17131-MC7-003	
16	JOINT, PB SENSOR	---	---	2	17132-MC7-003	

THROTTLE BODY • INTAKE MANIFOLD



E14MC7C23

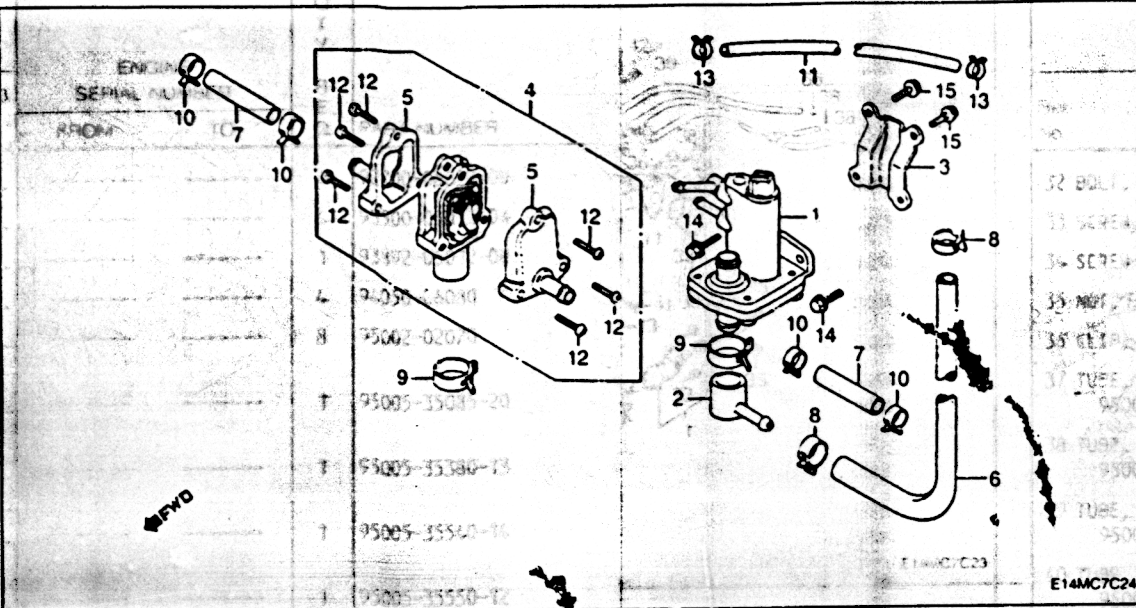
CX500TC'82				QTY REQ		
Ref. No.	BLOCK NO. DESCRIPTION	ENGINE SERIAL NUMBER FROM	TO			
17	JOINT, P2 SENSOR	---	---	1	17133-MC7-003	1214170
18	CLIP, THROTTLE SENSOR	---	---	1	17134-MC7-003	1214188
19	SENSOR, THROTTLE	---	---	1	17135-MC7-671	1275460
20	SCREW, PLUG	---	---	4	17145-MC7-003	1214204
21	O-RING, 38.8X2.4	---	---	2	17146-MC7-003	1214212
22	BOLT, 6X16	---	---	2	17147-MC7-003	1214220
23	GASKET, SENSOR	---	---	1	17149-MC7-003	1214246
24	PRE CHAMBER COMP.	---	---	1	17150-MC7-000	1207190
25	O-RING, CHAMBER	---	---	1	17152-MC7-003	1214253
26	RUBBER, CHAMBER SETTING	---	---	1	17161-MC7-000	1214261
27	TUBE, RESONATOR CONNECTING	---	---	2	17171-MC7-003	1214279
28	BAND, RESONATOR TUBE	---	---	4	17172-MC7-003	1214287
29	PIN, DOWEL, 8X10	---	---	2	91103-429-006	0787416
30	O-RING, SPECIAL	---	---	1	91256-MC7-003	1210921
	O-RING, SPECIAL	---	---	1	91256-MC7-004	1216084
31	O-RING, 16.8X2.4	---	---	1	91256-166-003	1024025

CX500TC'82

THROTTLE BODY • INTAKE MANIFOLD

BLOCK NO. E-23		ENGINE SERIAL NUMBER		QTY REQ	PART NUMBER
Ref. No.	DESCRIPTION	FROM	TO		
32	BOLT, STUD, 6X28	-----	-----	4	92700-06028-08
33	SCREW, PAN, 5X18	-----	-----	4	93500-05018-0A
34	SCREW-WASHER, 5X12	-----	-----	1	93892-05012-08
35	NUT, FLANGE, 6MM	-----	-----	4	94050-66080
36	CLIP, TUBE, B7	-----	-----	8	95002-02070
37	TUBE, 3.5X85 (BULK HOSE: 95005-35008-10M)	-----	-----	1	95005-35085-20
38	TUBE, 3.5X380 (BULK HOSE: 95005-35008-10M)	-----	-----	1	95005-35380-13
39	TUBE, 3.5X540 (BULK HOSE: 95005-35008-10M)	-----	-----	1	95005-35540-14
40	TUBE, 3.5X550 (BULK HOSE: 95005-35008-10M)	-----	-----	1	95005-35550-12
41	BOLT, FLANGE, 6X14	-----	-----	11	96000-06014-00
	BOLT, FLANGE, 6X14	-----	-----	11	96001-06014-00
42	BOLT, FLANGE, 6X35	-----	-----	4	96000-06035-00
	BOLT, FLANGE, 6X35	-----	-----	4	96001-06035-00
43	JET, MAIN, #20	-----	-----	4	99101-116-0700
	FUEL				
	FOR				
	17 JOINT, 22 SENSOR				
	18 CLIP, FLOW METER SENSOR				
	19 SENSOR, FLOW METER				
	20 SCREW, PLUG				
	21 O-RING, 1/8" DIA.				
	22 BOLT, GUY				
	23 GASKET, SENSOR				
	24 FINE CHAMBER COFF				
	25 O-RING, CHAMBER				
	26 RUBBER CHAMBER SETTING				
	27 PLUG, SENSOR FOR CONNECTING				
	28 BOLT, SENSOR FOR TUBE				
	29 PLUG, GUYEL, 1/8" DIA.				
	30 O-RING, SPECIAL				
	31 O-RING, SPECIAL				
	32 O-RING, 1/8" DIA.				

AIR VALVE • REED VALVE





CX500TC'82		E-24		QTY REQ	PAF	HONDA CODE
Ref. No.	BLOCK NO. DESCRIPTION	ENGINE SERIAL NUMBER FROM	TO			
1	VALVE, AIR	-----	-----	1	17812-MC7-003	1207463
2	JOINT, L. AIR VALVE	-----	-----	1	17812-MC7-000	1214295
3	STAY COMP., AIR VALVE	-----	-----	1	17819-MC7-000	1214303
4	VALVE ASSY., REED	-----	-----	1	17820-MC7-003	1214311
5	COVER, REED VALVE	-----	-----	2	17822-MC7-003	1214329
6	HOSE, 10X280	-----	-----	1	17831-MC7-000	1207489
7	HOSE, 7.5X46	-----	-----	2	17832-MC7-000	1207497
8	CLAMP, BYPASS AIR LINE TUBE	-----	-----	2	17834-MC7-000	1214337
9	CLAMP, AIR VALVE TUBE	-----	-----	2	17835-MC7-000	1214345
10	CLAMP, REED VALVE TUBE	-----	-----	4	17836-MC7-000	1214352
11	TUBE, 5X140	-----	-----	1	19522-MC7-000	1207976
12	SCREW, PAN, 4X14	-----	-----	6	3500-04014-0A	0156471
13	CLIP, TUBE, 10.5MM	-----	-----	2	95002-41050-08	0622357
14	BOLT, FLANGE, 6X10	-----	-----	2	96000-06010-00	1085729
	BOLT, FLANGE, 6X10	-----	-----	2	96001-06010-00	2154656
15	BOLT, FLANGE, 6X14	-----	-----	2	96000-06014-00	0782854

CX500TC'82

AIR VALVE • REED VALVE

CX500TC'82		E-24		QTY REQ	PAF	HONDA CODE
Ref. No.	BLOCK NO. DESCRIPTION	ENGINE SERIAL NUMBER FROM	TO			
15	BOLT, FLANGE, 6X14	-----	-----	2	96000-06014-00	0782854

GASKET KIT A

ENGINE SERIAL NUMBER		Q Y R E C	PART NUMBER		
FROM	TO				
		2	PL J1-CAG1-00		

CX500TC'82		ENGINE SERIAL NUMBER		Q T Y R E Q	PART NUMBER	HONDA CODE
Ref. No.	BLOCK NO. EOP-1 DESCRIPTION	FROM	TO			
1	GASKET KIT A	-----	-----	1	061A1-MC7-000	1960301
	SEAL, VALVE STEM (NCK)	-----	-----	8	12209-MB9-003	1094366
	SEAL, VALVE STEM	-----	-----	8	12209-300-003	0188920
2	GASKET, CAMSHAFT HOLDER	-----	-----	1	12230-MC7-000	1206622
3	GASKET, CYLINDER HEAD	-----	-----	2	12251-MC7-000	1206630
	GASKET, CYLINDER HEAD	-----	-----	2	12251-MC7-306	4426656
4	GASKET, HEAD COVER	-----	-----	2	12328-415-000	0666545
5	GASKET, PLUG HOLE	-----	-----	2	12329-415-000	0666552
6	GASKET, EX. MANIFOLD	-----	-----	2	18139-MC7-000	1207539
	GASKET, EX. MANIFOLD	-----	-----	2	18139-ME7-000	1394626
7	O-RING, 6.9X1.5	-----	-----	2	91302-044-013	0478867
8	O-RING, 53.8X3.1	-----	-----	1	91302-657-000	0583005
9	O-RING, THERMOSTAT BODY	-----	-----	1	91303-MC7-003	1210947
10	O-RING, 13.5X1.4	-----	-----	1	91307-PH7-660	2514651
	O-RING, 12.5X1.4	-----	-----	1	91307-611-000	0347906
11	O-RING, 40X2.4	-----	-----	2	91325-413-830	0914762

CX500TC'82

GASKET KIT A

Ref. No.	BLOCK NO.	EOP-1	ENGINE SERIAL NUMBER		QTY REQ	PART NUMBER
			FROM	TO		
11	O-RING, 40X2.4	-----	-----	2	91325-567-005
12	O-RING, 23X2.8	-----	-----	1	94608-50000

CX500TC32			QTY REQ
Ref. No.	BLOCK NO.	EOP-1	
	DESCRIPTION		
1	GASKET KIT	1
	SEAL, VALVE STEM (NOV)	3
	SEAL, VALVE STEM	8
2	GASKET, CAM-SHAFT HOLDER	1
3	GASKET, CYLINDER HEAD	2
	GASKET, CYLINDER HEAD	2
4	GASKET, HEAD COVER	2
5	GASKET, PLUG HOLE	2
6	GASKET, EX. MANIFOLD	2
	GASKET, EX. MANIFOLD	2
7	O-RING, 6.8 X 1.5	2
8	O-RING, 53 X 1.7	1
9	O-RING, THROAT BODY	1
10	O-RING, 13 X 1.4	1
	O-RING, 12 X 1.4	1
11	O-RING, 40X2.4	2

GASKET KIT B

ENGINE SERIAL NUMBER		QTY	REO	PART NUMBER	HONDA CODE
FROM	TO				
		2		06125-MC7-000	
		1		06503-MC7-000	

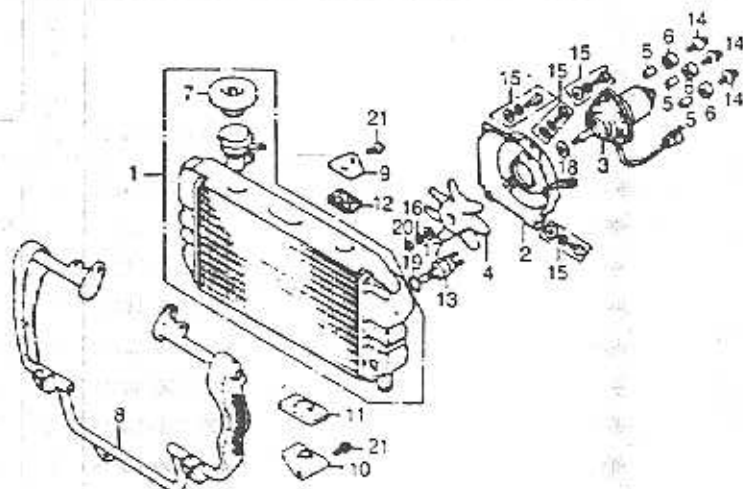
CX500TC'82				QTY	REO	PART NUMBER	HONDA CODE
Ref. No.	BLOCK NO. DESCRIPTION	ENGINE SERIAL NUMBER					
		FROM	TO				
1	GASKET KIT B	-----	-----	1		061B1-MC7-S00	4514840
	GASKET KIT B	-----	-----	1		061B1-MC7-000	1960319
	GASKET, OIL PAN COVER	-----	-----	1		11128-MC7-000	1206457
2	GASKET, CLUTCH COVER	-----	-----	1		11372-MC7-000	1206580
	GASKET, CLUTCH COVER	-----	-----	1		11372-MC7-306	4570347
3	GASKET, TRANSMISSION COVER	-----	-----	1		11391-449-306	4336822
	GASKET, TRANSMISSION COVER	-----	-----	1		11391-449-700	1086206
4	GASKET, RR. COVER	-----	-----	1		11394-449-306	4301065
	GASKET, RR. COVER	-----	-----	1		11394-449-701	1213966
5	O-RING, 11.8X2.4	-----	-----	2		16997-357-003	0320044
	O-RING, 11.8X2.4	-----	-----	2		91302-ZE9-000	2280014
	O-RING, 11.8X2.4	-----	-----	2		91302-ZE9-003	2461705
	O-RING, 11.8X2.4	-----	-----	2		91320-HA5-000	2028850
	O-RING, 11.8X2.4	-----	-----	2		91320-HA5-003	2065090
	O-RING, 11.8X2.4	-----	-----	2		91320-MJ6-003	2023935
6	GASKET, PULSER COVER	-----	-----	1		30373-MC7-000	1208370

CX500TC'82

GASKET KIT B

ENGINE SERIAL NUMBER		QTY	REO	PART NUMBER
FROM	TO			
6	GASKET, PULSER COVER	-----	-----	1 30373-MC7-306
7	O-RING, 22X3.0	-----	-----	1 91301-250-000
	O-RING, 22X3.0	-----	-----	1 91307-425-003
8	O-RING, 14MM	-----	-----	4 91301-268-020
9	O-RING, 27.5MM	-----	-----	2 91302-001-000
	O-RING, 27.5MM	-----	-----	2 91302-001-710
10	O-RING, 15X2.5	-----	-----	2 91302-377-000
11	O-RING, 8MM	-----	-----	1 91303-001-000
	O-RING, 8X1.7	-----	-----	1 91306-HB3-003
12	O-RING, 8.2X1.5	-----	-----	1 91308-MC7-000
13	O-RING, 4.1X1.5	-----	-----	1 91308-371-003
14	O-RING, 81X4.5	-----	-----	1 91311-415-000
15	O-RING, 76.5X3	-----	-----	1 91362-MC7-004
16	O-RING, 15.3X3.5	-----	-----	1 91363-MC7-004
17	O-RING, 23X2.8	-----	-----	4 94608-50000

RADIATOR • COOLING FAN



F14MC7C01

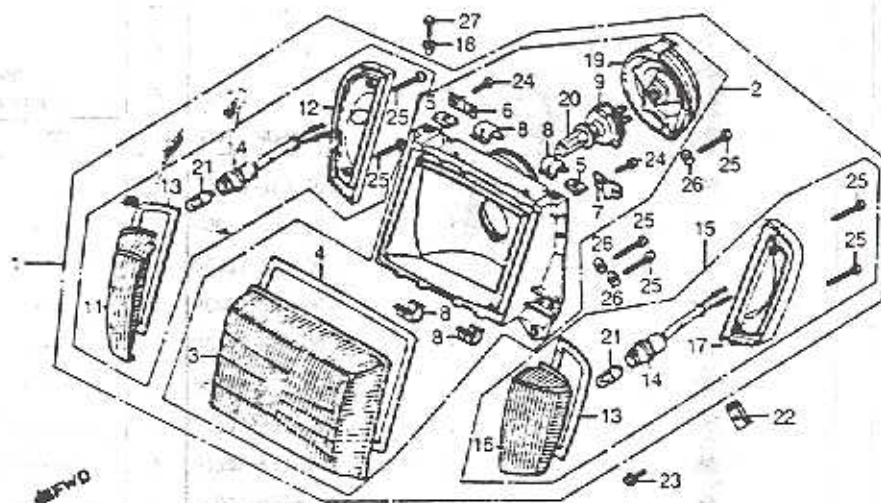
CX500TC'82

Ref. No.	BLOCK NO. DESCRIPTION	F-1	FRAME SERIAL NUMBER		QTY REQ	PART NUMBER	HONDA CODE
			FROM	TO			
1	RADIATOR COMP.		-----	-----	1	19010-MC7-003	1214410
2	SHROUD COMP.		-----	-----	1	19020-MC7-003	1214428
3	MOTOR ASSY., FAN		-----	-----	1	19030-KE8-004	2441186
	MOTOR ASSY., FAN		-----	-----	1	19030-463-003	0880930
4	FAN, COOLING		-----	-----	1	19040-MC7-003	1214436
5	COLLAR (ND)		-----	-----	3	N949194-0040	0614610
	BUSH (ND)		-----	-----	3	19040-611-003	0341040
6	RUBBER, BUSHING (ND)		-----	-----	3	N949197-0180	0614628
	RUBBER, BUSHING (ND)		-----	-----	3	19041-611-003	0357103
7	CAP COMP., RADIATOR		-----	-----	1	19045-MC7-003	1214444
8	GUARD, RADIATOR		-----	-----	1	19112-MC7-000	1207778
9	BRACKET, RADIATOR UPPER		-----	-----	2	19113-MC7-000	1207786
10	BRACKET, RADIATOR LOWER		-----	-----	2	19114-MC7-000	1207794
11	STAY, RADIATOR LOWER		-----	-----	2	19115-MC7-000	1207802
12	STAY, RADIATOR UPPER		-----	-----	2	19116-MC7-000	1207810
13	THERMOSWITCH ASSY.		-----	-----	1	37760-MC7-003	1215458

CX500TC'82

Ref. No.	BLOCK NO. DESCRIPTION	F-1	FRAME SERIAL NUMBER		QTY REQ	PART NUMBER
			FROM	TO		
14	SCREW-WASHER, 4x18 (ND)		-----	-----	1	90041-679-003
15	BOLT-WASHER, 6x10		-----	-----	4	90042-463-003
16	WASHER, SPRING, 5MM		-----	-----	1	90401-679-003
17	WASHER, PLAIN, 5MM (ND)		-----	-----	1	90402-679-003
18	WASHER, PLAIN, 6.8MM (ND)		-----	-----	1	90403-679-003
	WASHER, SPECIAL		-----	-----	1	90501-671-003
19	O-RING, 13.5X1.4		-----	-----	1	91307-PH7-660
	O-RING, 12.5X1.4		-----	-----	1	91307-611-000
20	NUT, HEX., 5MM		-----	-----	1	94001-05060-0S
21	BOLT, FLANGE, 6X16		-----	-----	4	95700-06016-00
	BOLT, FLANGE, 6X16		-----	-----	4	95701-06016-00

FRONT COMBINATION LIGHT



F14MC7C02

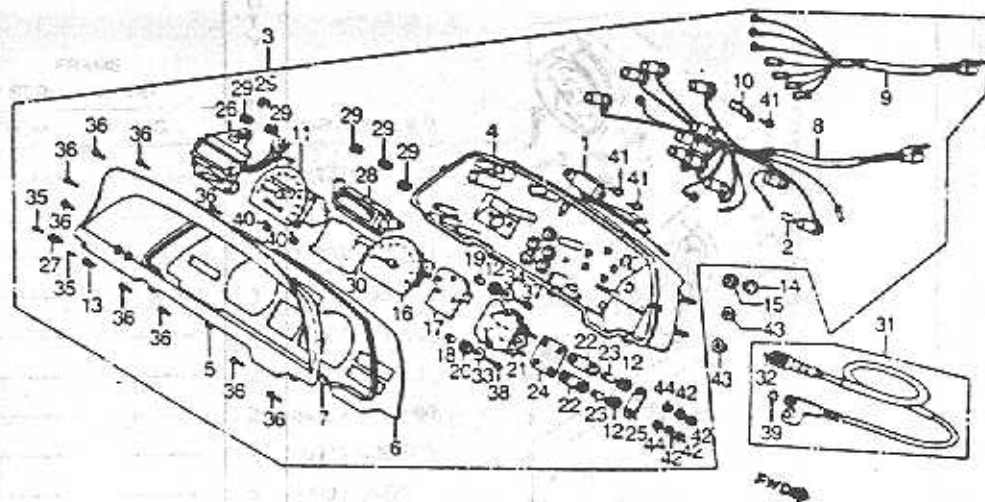
CX500TC82

Ref. No.	BLOCK NO. DESCRIPTION	F-2	FRAME SERIAL NUMBER		QTY REQ	PART NUMBER	HONDA CODE
			FROM	TO			
1	LIGHT ASSY., FR. COMBINATION		-----	-----	1	33100-MC7-672	1214618
2	HEADLIGHT ASSY.		-----	-----	1	33101-MC7-671	1214626
3	LENS, HEADLIGHT		-----	-----	1	33102-MC7-671	1214634
4	GASKET, HEADLIGHT		-----	-----	1	33103-MC7-611	1214642
5	NUT, HEADLIGHT CASE INSERT (6MM)		-----	-----	2	33109-MC7-611	1214659
6	HOLDER A		-----	-----	1	33111-MC7-611	1214667
7	HOLDER B		-----	-----	1	33112-MC7-611	1214675
8	CLIP, LENS HOLDER		-----	-----	4	33113-MC7-611	1214683
9	HOLDER COMP., HEADLIGHT BULB		-----	-----	1	33114-MC7-611	1214691
10	LIGHT ASSY., R. POSITION		-----	-----	1	33160-MC7-601	1214709
11	LENS, R.		-----	-----	1	33161-MC7-611	1214717
12	HOUSING, R.		-----	-----	1	33162-MC7-601	1214725
13	GASKET, POSITION		-----	-----	2	33163-MC7-611	1214733
14	SOCKET ASSY., POSITION LIGHT		-----	-----	2	33164-MC7-601	1214741
15	LIGHT ASSY., L. POSITION		-----	-----	1	33170-MC7-601	1214758
16	LENS, L.		-----	-----	1	33171-MC7-611	1214766

CX500TC82

Ref. No.	BLOCK NO. DESCRIPTION	F-2	FRAME SERIAL NUMBER		QTY REQ	PART NUMBER
			FROM	TO		
17	HOUSING, L.		-----	-----	1	33172-MC7-601
18	COLLAR, TAILLIGHT		-----	-----	2	33113-428-610
19	COVER, RUBBER		-----	-----	1	33905-MC7-611
20	BULB (12342/99)		-----	-----	1	M7258-453-64403
	BULB, 12V60/55W H4		-----	-----	1	34901-371-601
21	BULB, POSITION (12V 4W)		-----	-----	2	34903-388-611
22	NUT, CLIP, 6MM		-----	-----	2	64529-MC7-000
23	BOLT B, AIR CLEANER CASE		-----	-----	2	90114-428-900
24	SCREW, TAPPING, 4X10		-----	-----	6	93901-34220
25	SCREW, TAPPING, 5X20		-----	-----	10	93901-35420
26	WASHER, PLAIN, 5MM		-----	-----	6	94101-05800
27	BOLT, FLANGE, 6X16		-----	-----	2	95700-06016-00
	BOLT, FLANGE, 6X16		-----	-----	2	95701-06016-00

COMBINATION INSTRUMENT



F14MC7D03

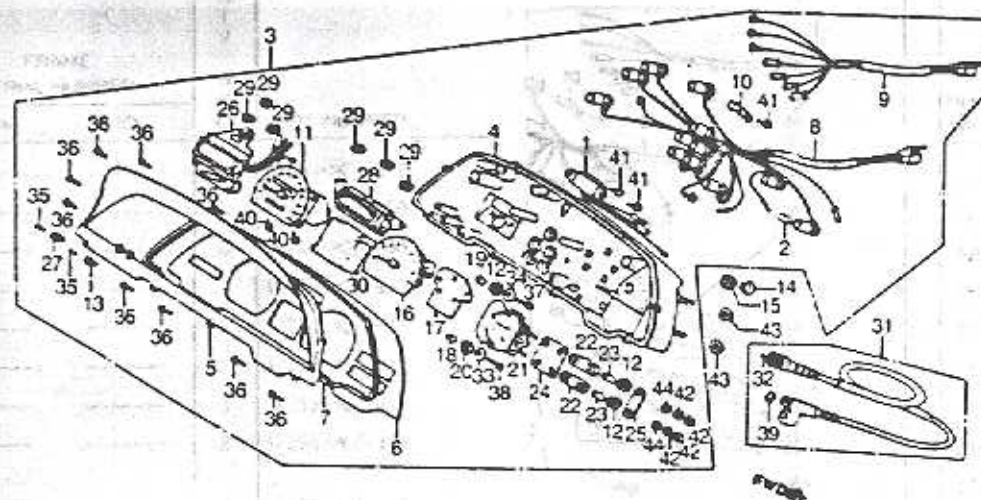
CX500TC B2		FRAME SERIAL NUMBER		QTY R E O	PART NUMBER	HONDA CODE
Ref. No.	BLOCK NO. F-3 DESCRIPTION	FROM	TO			
1	REGULATOR, 7V	-----	-----	1	31410-MC7-611	1275700
2	BULB, WEDGE BASE (12V 3.4W)	-----	-----	13	34908-CA7-701	1084672
	BULB (12V3.4W) (158)	-----	-----	13	37102-567-009	0846436
	BULB (14V3.4W) (NS)	-----	-----	13	37237-SA5-003	1294925
	BULB (12V3.4W) (158)	-----	-----	13	37237-SA5-004	1294966
3	INSTRUMENT ASSY., COMBINATION ...	-----	-----	1	37100-MC7-671	1215185
4	CASE	-----	-----	1	37101-MC7-611	1215193
5	GLASS	-----	-----	1	37102-MC7-611	1215201
6	PLATE, REFLECTING	-----	-----	1	37103-MC7-671	1215219
7	GASKET, METER	-----	-----	1	37104-MC7-611	1215227
8	SOCKET COMP. A	-----	-----	1	37105-MC7-611	1215235
9	SOCKET COMP. B	-----	-----	1	37106-MC7-611	1215243
10	CLAMP	-----	-----	1	37107-MC7-611	1215250
11	SPEEDOMETER ASSY. (MPH/KPH)	-----	-----	1	37200-MC7-671	1215268
12	RUBBER, METER SETTING	-----	-----	7	37203-MC7-611	1215276
13	KNOB, TRIP METER	-----	-----	1	37204-MC7-611	1215284

CX500TC B2

COMBINATION INSTRUMENT

BLOCK NO. F-3		FRAME SERIAL NUMBER	QTY	PART NUMBER
Ref. No.	DESCRIPTION	FROM TO	REQ	
13	KNOB, TRIP METER	-----	1	37204-MC7-612
14	COLLAR, INSTRUMENT SETTING	-----	4	37243-MC7-000
15	RUBBER, INSTRUMENT SETTING	-----	4	37244-MC7-000
16	TACHOMETER ASSY.	-----	1	37250-MC7-671
17	RUBBER, TACHOMETER	-----	1	37253-MC7-611
18	COLLAR, TACHOMETER SETTING	-----	2	37254-MC7-611
19	COLLAR, TACHOMETER	-----	3	37255-MC7-611
20	GASKET, TACHOMETER	-----	2	37256-MC7-611
21	INSTRUMENT ASSY., TEMPERATURE & FUEL	-----	1	37300-MC7-611
22	RUBBER, TEMPERATURE & FUEL INSTRUMENT	-----	2	37302-MC7-611
23	COLLAR, TEMPERATURE & FUEL METER .	-----	4	37303-MC7-611
24	STAY, TEMPERATURE & FUEL INSTRUMENT	-----	1	37304-MC7-611
25	WASHER	-----	1	37305-MC7-611
26	METER ASSY., HOUR	-----	1	37460-MC7-611
27	KNOB, CLOCK INSTRUMENT	-----	1	37461-MC7-611
28	INSTRUMENT ASSY., TURBO	-----	1	37490-MC7-611
29	RUBBER, TURBO CLOCK INSTRUMENT SETTING	-----	6	37491-MC7-611
30	INDICATOR ASSY.	-----	1	37600-MC7-611
31	CABLE ASSY., SPEEDOMETER	-----	1	44830-MC7-000
32	CABLE, INNER	-----	1	44831-MC7-300
	CABLE, INNER	-----	1	44831-MJB-300
33	WASHER, 4.3x12.5	-----	10	90101-MC7-611
34	WASHER, 3.3x12	-----	3	90102-MC7-611
35	SCREW, FLAT, 2.3x8	-----	2	90600-MC7-611
	SCREW, FLAT, 2.3x8	-----	2	90600-MC7-612
36	SCREW-WASHER, 3x14	-----	9	90890-MC7-611
37	SCREW-WASHER, 3x20	-----	3	90891-MC7-611
38	SCREW-WASHER, 4x20	-----	2	90892-MC7-611
39	O-RING, 6.8x1.9	-----	1	91301-027-000
	O-RING, 6.8x1.9	-----	1	91306-PJ4-000

COMBINATION INSTRUMENT

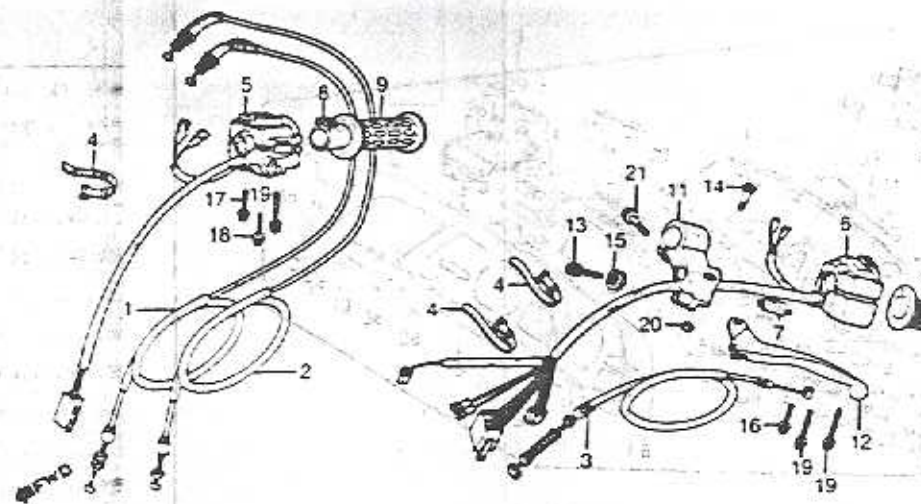


F14MC7C03

CX500TC'82

Ref. No.	BLOCK NO. DESCRIPTION	F-3	FRAME SERIAL NUMBER		QTY R E O	PART NUMBER	HONDA CODE
			FROM	TO			
39	O-RING B, 6.8x1.9		-----	-----	1	91310-MC7-003	1218569
40	SCREW-WASHER, 4x8		-----	-----	2	93893-04008	1216191
	SCREW-WASHER, 4x8		-----	-----	2	93893-04008-00	1397181
41	SCREW, TAPPING, 4x12		-----	-----	4	93903-24320	0786822
42	NUT, HEX., 4MM		-----	-----	13	94002-04000-05	0299271
43	NUT, FLANGE, 6MM		-----	-----	4	94050-06000	0471623
44	WASHER, SPRING, 4MM		-----	-----	13	94111-04800	0346114

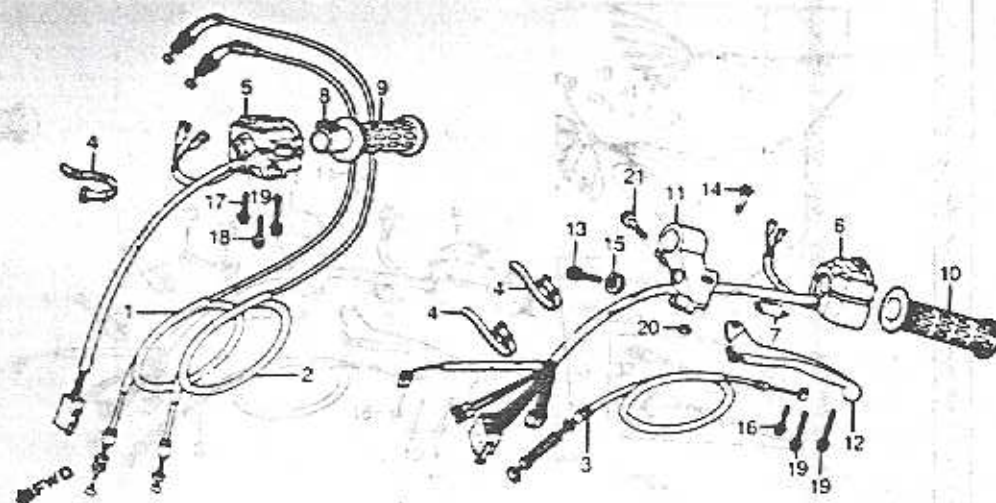
CONTROL LEVERS • CABLES • SWITCHES



CX500TC'82

Ref. No.	BLOCK NO. DESCRIPTION	F-4	FRAME SERIAL NUMBER		QTY R E O	PART NUMBER
			FROM	TO		
1	CABLE COMP. A, THROTTLE		-----	-----	1	17910-MC7-000
2	CABLE COMP. B, THROTTLE		-----	-----	1	17920-MC7-000
3	CABLE COMP., CLUTCH		-----	-----	1	22870-MC7-000
4	BAND B1, CABLE		-----	-----	3	32161-404-000
5	SWITCH ASSY., STARTER/ENGINE STOP		-----	-----	1	35130-MC7-671
6	SWITCH ASSY., TURN SIGNAL		-----	-----	1	35200-MC7-671
7	SWITCH COMP., FR. LEVER		-----	-----	1	35330-413-003
8	PIPE, THROTTLE GRIP		-----	-----	1	53141-422-000
9	GRIP, R. HANDLE		-----	-----	1	53165-422-000
10	GRIP, L. HANDLE		-----	-----	1	53166-422-000
11	BRACKET, L. HANDLEBAR CONTROL LEVER		-----	-----	1	53172-MC7-003
12	CONTROL LEVER, L. HANDLEBAR		-----	-----	1	53178-425-003
	LEVER, L. HANDLEBAR		-----	-----	1	53178-461-000
13	BOLT, CABLE ADJ.		-----	-----	1	53192-268-000

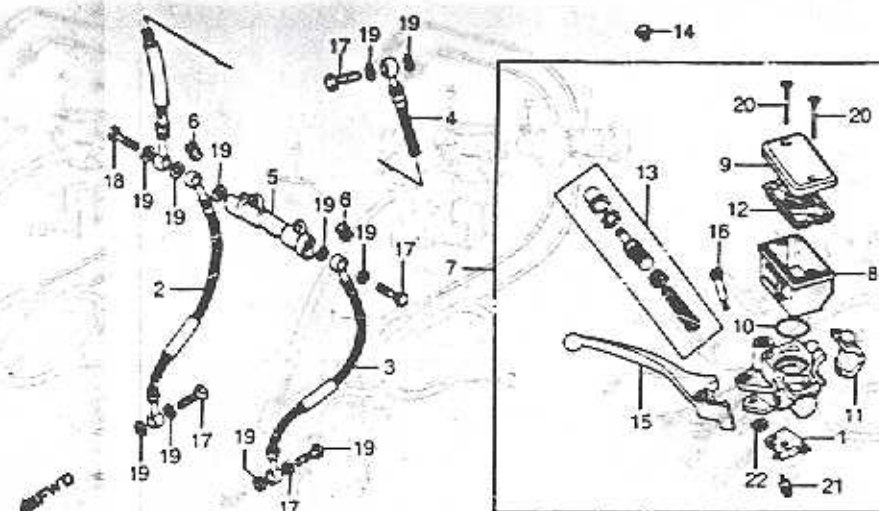
CONTROL LEVERS • CABLES • SWITCHES



F14MC7D04

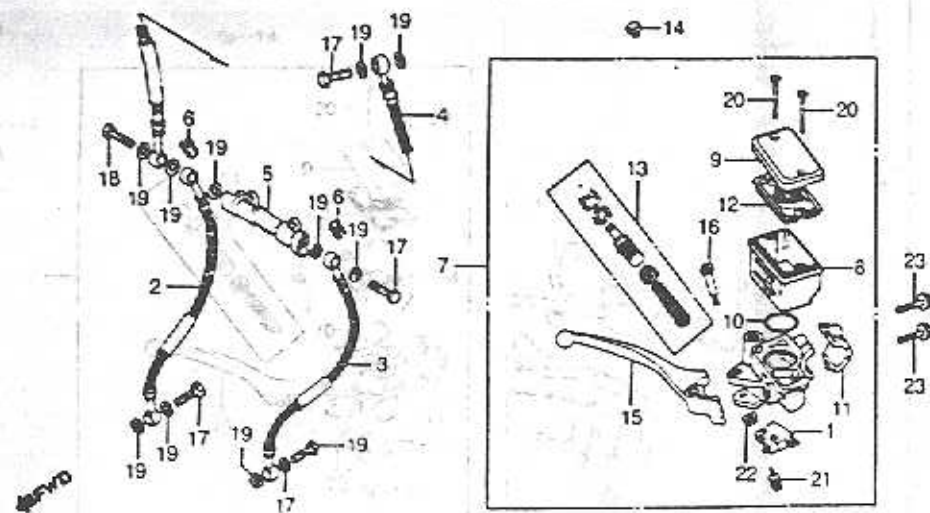
CX500TC'82			QTY	PART NUMBER	HONDA CODE
Ref No	BLOCK NO DESCRIPTION	FRAME SERIAL NUMBER FROM TO			
14	BOLT, L. HANDLEBAR PIVOT CONTROL LEVER	-----	1	90113-MC7-000	1210723
	BOLT, L. HANDLEBAR PIVOT CONTROL LEVER	-----	1	90113-422-000	0692632
15	NUT, FIXING	-----	1	90321-315-670	0241273
	NUT, FIXING	-----	1	90321-968-000	1550763
16	SCREW-WASHER, 5X30	-----	1	93891-05030-07	0743047
17	SCREW-WASHER, 5X32	-----	1	93891-05032-00	0638395
	SCREW-WASHER, 5X32	-----	1	93891-05032-07	0712471
18	SCREW-WASHER, 5X40	-----	1	93891-05040-07	1089630
19	SCREW-WASHER, 5X45	-----	3	93891-05045-07	0769042
20	NUT, HEX., 6MM	-----	1	94002-06000-05	0181032
21	BOLT, FLANGE, 6X25	-----	1	95700-06025-07	0721075
	BOLT, FLANGE, 6X25	-----	1	95701-06025-07	2449122

FRONT BRAKE MASTER • CYLINDER



CX500TC'82			QTY	PART NUMBER
Ref No	BLOCK NO DESCRIPTION	FRAME SERIAL NUMBER FROM TO		
1	SWITCH ASSY., FR. STOP	-----	1	35340-MA5-671
	SWITCH ASSY., FR. STOP	-----	1	35340-ML7-000
	SWITCH ASSY., FR. STOP	-----	1	35340-MM5-600
2	HOSE A, R. FR. BRAKE	-----	1	45124-MC7-003
	HOSE A, R. FR. BRAKE	-----	1	45124-MC7-013
3	HOSE A, L. FR. BRAKE	-----	1	45125-MC7-003
4	HOSE ASSY., FR. BRAKE	-----	1	45126-MC7-003
	HOSE ASSY., FR. BRAKE	-----	1	45126-MC7-013
5	JOINT, TWO WAY (NISSIN)	-----	1	45127-MA1-003
6	SPACER, BRAKE HOSE END	-----	2	45154-MC7-000
7	CYLINDER ASSY., FR. MASTER	-----	1	45500-445-632
	CYLINDER, FR. MASTER	-----	1	45510-445-406
8	CUP, OIL	-----	1	45511-MA5-671
9	CAP, OIL CUP	-----	1	45513-MA5-671
10	O-RING	-----	1	45516-166-006
11	HOLDER, MASTER CYLINDER	-----	1	45517-MA5-671

FRONT BRAKE MASTER • CYLINDER

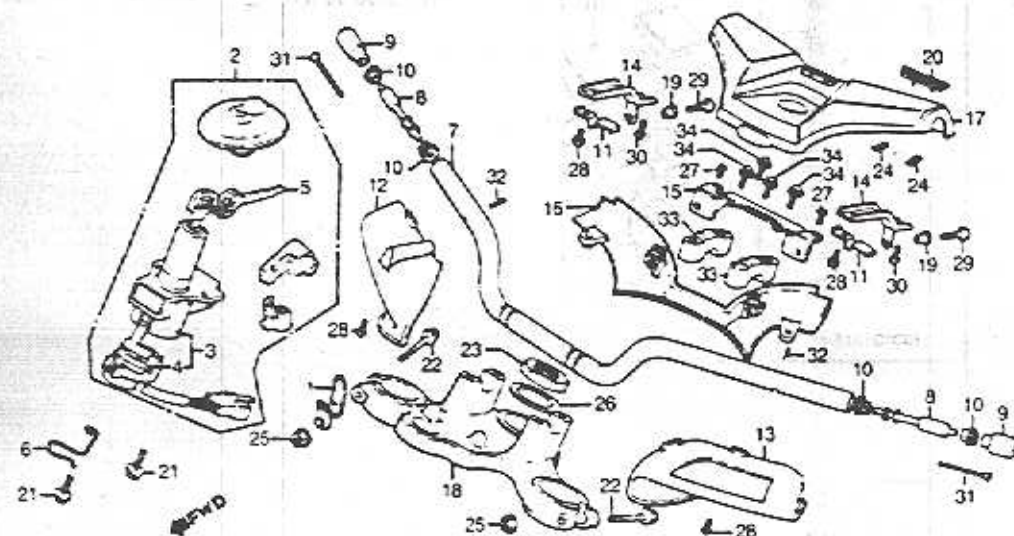


F14AC7C06

CX500TC'B2			QTY R E O	PART NUMBER	HONDA CODE
Ref. No.	BLOCK NO. DESCRIPTION	F-5			
12	DIAPHRAGM	-----	1	45520-MA5-671	0952358
	DIAPHRAGM	-----	1	45520-MA5-672	1547256
13	CYLINDER SET, MASTER	-----	1	45530-MA5-671	0952366
14	PLUG, HANDLEBAR BRACKET	-----	1	53174-116-670	0316117
	PLUG, HANDLEBAR BRACKET	-----	1	53174-463-770	1115385
15	CONTROL LEVER COMP., R. HANDLEBAR	-----	1	53175-MA5-671	0452382
16	BOLT, R. HANDLEBAR PIVOT	-----	1	90114-MA5-671	0952416
17	BOLT, OIL	-----	4	90145-300-000	0194522
	BOLT, OIL	-----	4	90145-300-010	1883305
18	BOLT, OIL	-----	1	90145-422-010	0692863
	BOLT, OIL	-----	1	90145-422-020	4372314
19	WASHER, OIL BOLT	-----	10	90545-300-000	0189902
20	SCREW, FLAT, 4X45	-----	2	93600-04045-16	0954594
21	SCREW-WASHER, 4X12	-----	1	93893-04012-08	0677989
	SCREW-WASHER, 4X12	-----	1	93893-04012-18	0954412
22	NUT, FLANGE, 6MM	-----	1	94050-06000	0471623

CX500TC'B2		FRONT BRAKE MASTER CYLINDER		QTY R E O	PART NUMBER
Ref. No.	BLOCK NO. DESCRIPTION	F-5	FRAME SERIAL NUMBER FROM TO		
23	BOLT, FLANGE, 6X25	-----	-----	2	95700-06025-07
	BOLT, FLANGE, 6X25	-----	-----	2	95701-06025-07

HANDLEBAR • TOP BRIDGE • KEY SET



Refer to the following selection table to select the lock or blank key

Type	Key No.
TYPE 1	• 01 ——— • 20
	A •• B ••
TYPE 2	• 21 ——— • 40
	C •• D ••

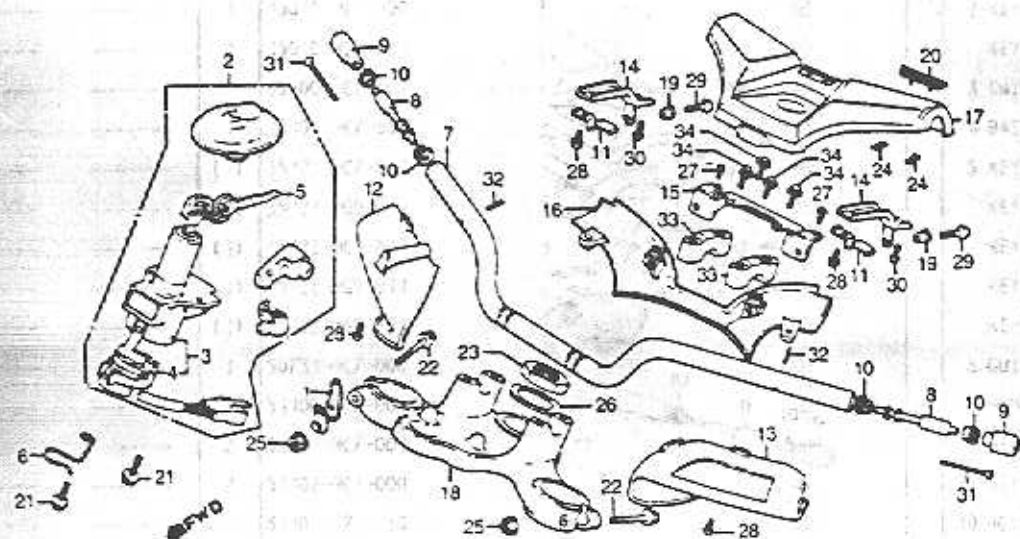
• 0, 1, 2, 3, 4, 5, 6, 7, 8, or 9

CX500TC'82

Ref. No.	BLOCK NO. DESCRIPTION	FRAME SERIAL NUMBER		QTY R E O	PART NUMBER
		FROM	TO		
1	CLIP, CLUTCH CABLE	-----	-----	1	22875-MC7-000
2	KEY SET	-----	-----	1	35010-MC7-600
	KEY SET	-----	-----	1	35010-MC7-601
3	SWITCH ASSY., COMBINATION	-----	-----	1	35100-MC7-601
4	BASE COMP., CONTACT	-----	-----	1	35101-MC7-611
5	KEY, BLANK (TYPE 1)	-----	-----	(1)	35121-MC7-811
	KEY, BLANK (TYPE 1)	-----	-----	(1)	35121-MG9-810
	KEY, BLANK (TYPE 2)	-----	-----	(1)	35122-MC7-811
	KEY, BLANK (TYPE 2)	-----	-----	(1)	35122-MG9-810
	KEY, BLANK (TYPE 2)	-----	-----	(1)	35122-MG9-820
6	GUIDE, THROTTLE CABLE	-----	-----	1	50733-MC7-000
7	HANDLEBAR	-----	-----	1	53100-MC7-000
8	WEIGHT B, HANDLEBAR	-----	-----	2	53101-MC7-000
9	WEIGHT A, HANDLEBAR	-----	-----	2	53102-MC7-000
10	RUBBER, HANDLE WEIGHT	-----	-----	4	53107-121-730
11	HOLDER, LEVER COVER	-----	-----	2	53203-MC7-000
12	COVER, R. HANDLEBAR LEVER *NH114MU* (MOONSTONE SILVER METALLIC-U)	-----	-----	1	53204-MC7-000ZA
	COVER, R. HANDLEBAR LEVER *NH114MU* (MOONSTONE SILVER METALLIC-U)	-----	-----	1	53204-ME7-000ZA
13	COVER, L. HANDLEBAR LEVER *NH114MU* (MOONSTONE SILVER METALLIC-U)	-----	-----	1	53206-MC7-000ZA
	COVER, L. HANDLEBAR LEVER *NH114MU* (MOONSTONE SILVER METALLIC-U)	-----	-----	1	53206-ME7-000ZA
14	BRACKET, HANDLEBAR LEVER COVER ..	-----	-----	2	53207-MC7-000
15	STAY, HANDLEBAR COVER	-----	-----	1	53208-MC7-000
16	COVER, HANDLEBAR LOWER	-----	-----	1	53209-MC7-000
17	COVER, HANDLEBAR UPPER	-----	-----	1	53210-MC7-000
	COVER, HANDLEBAR UPPER	-----	-----	1	53210-ME7-000
18	BRIDGE, FORK TOP *NH105* (MAT BLACK)	-----	-----	1	53230-MC7-000ZA

F1AMC70001

HANDLEBAR • TOP BRIDGE • KEY SET



Refer to the following selection table to select the lock or blank key.

Type	Key No.
TYPE 1	• 01 ——— • 20
	A • • B • •
TYPE 2	• 21 ——— • 40
	C • • D • •

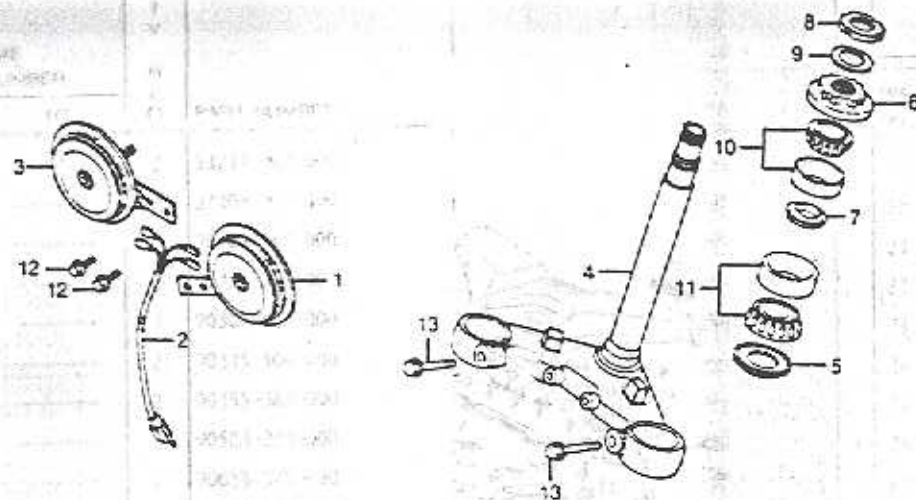
• 0, 1, 2, 3, 4, 5, 6, 7, 8, or 9

F14MC7C06T

CX500TC82

Ref. No.	BLOCK NO. DESCRIPTION	F-6	FRAME SERIAL NUMBER		QTY	PART NUMBER
			FROM	TO		
19	COLLAR, HANDLEBAR COVER		-----	-----	2	53211-MC7-000
20	EMBLEM, HANDLEBAR COVER		-----	-----	1	87106-MC7-300
21	BOLT, COMBINATION SWITCH SETTING		-----	-----	2	90105-MC7-000
22	BOLT, FLANGE, 7X54		-----	-----	2	90155-369-000
23	NUT, STEERING STEM		-----	-----	1	90304-MC7-000
24	NUT, SPEED, 3MM		-----	-----	2	90315-504-000
25	NUT, FLANGE, 7MM		-----	-----	2	90355-369-000
26	WASHER, STEERING STEM		-----	-----	1	90503-283-000
27	SCREW, PAN, 6X8		-----	-----	2	90053-371-980
	SCREW, PAN, 6X8		-----	-----	2	93500-06008-0A
	SCREW, PAN, 6X8		-----	-----	2	93500-06008-0H
	SCREW, PAN, 6X8		-----	-----	2	93500-06008-1H
28	SCREW, PAN, 6X12		-----	-----	4	93500-06012-0A
29	SCREW, PAN, 6X16		-----	-----	2	93500-06016-0G
30	SCREW, PAN, 6X20		-----	-----	2	93500-06020
	SCREW, PAN, 6X20		-----	-----	2	93500-06020-0A
31	SCREW, OVAL, 6X50		-----	-----	2	93700-06050-0G
32	PIN, SPRING, 4X22		-----	-----	2	94305-40222
33	HOLDER B2, HANDLEBAR UPPER		-----	-----	2	95014-22200
34	BOLT, FLANGE, 8X35		-----	-----	4	95800-08035-00

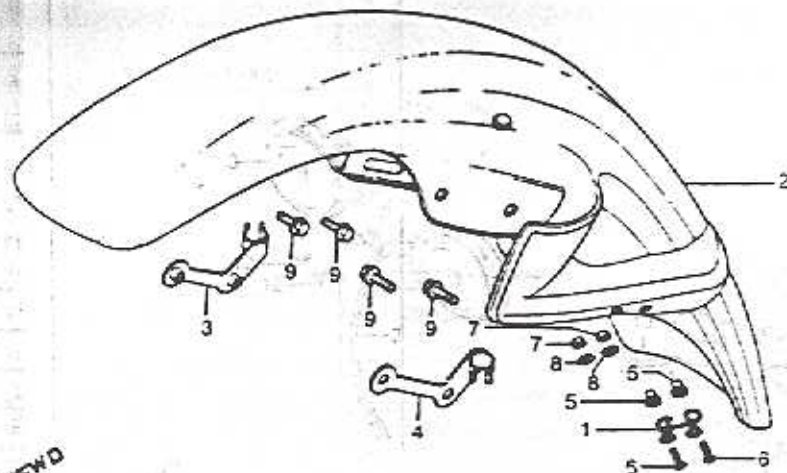
STEERING STEM • HORN



F14MC7007

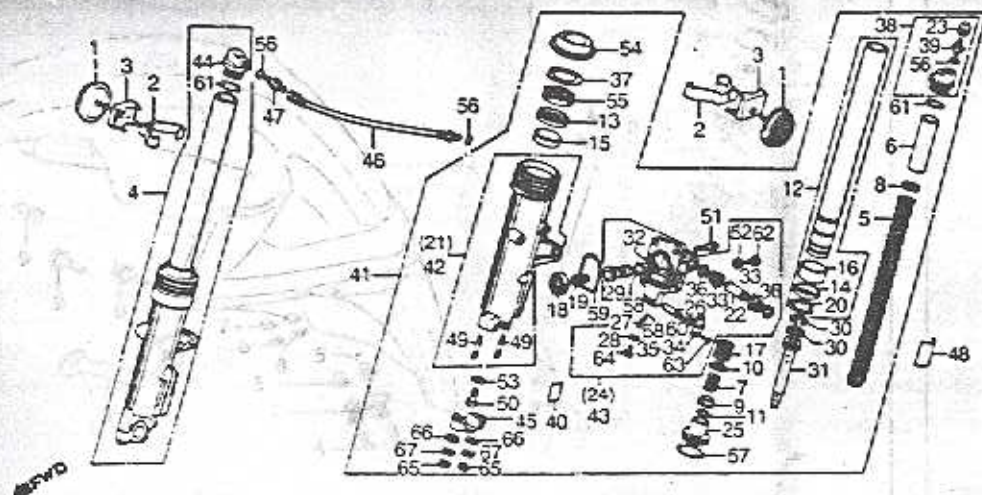
CX500TC B2		FRAME SERIAL NUMBER	QTY R E O	PART NUMBER	HONDA CODE
Ref. No.	BLOCK NO. DESCRIPTION				
1	HORN COMP. (HIGH)	-----	1	38110-MC7-671	1215466
2	CABLE A, HORN SUB	-----	1	38111-MC7-000	1208941
	CABLE A, HORN SUB	002812	-----	38111-MC7-008	1550334
3	HORN COMP. (LOW)	-----	1	38120-MC7-671	1215474
4	STEM COMP., STEERING	-----	1	53200-MC7-000	1209840
5	DUST SEAL, STEERING HEAD	-----	1	53214-371-010	0470948
6	THREAD COMP., STEERING HEAD UPPER	-----	1	53220-422-000	0693101
7	HOLDER, GREASE	-----	1	53223-371-000	1215680
	HOLDER, GREASE	-----	1	53223-371-010	0470955
8	THREAD, STEERING HEAD TOP (B)	-----	1	90302-425-830	0823930
9	WASHER, LOCK	-----	1	90506-425-830	0823948
10	BEARING, HEAD PIPE UPPER (NACHI)	-----	1	91015-425-832	0923227
11	BEARING, HEAD PIPE LOWER	-----	1	91016-371-000	0471284
12	BOLT, FLANGE, 6X10	-----	2	95700-06010-07	0663930
	BOLT, FLANGE, 6X10	-----	2	95701-06010-07	2374734
13	BOLT, FLANGE, 10X35	-----	2	95700-10035-07	0721092

FRONT FENDER



CX500TC B2		FRAME SERIAL NUMBER	QTY R E O	PART NUMBER
Ref. No.	BLOCK NO. DESCRIPTION			
	DOMETER CABLE	-----	1	44832-MC7-000
2	FENDER COMP., FR. *NH113PA* (PEARL ALYAIR WHITE-A)	-----	1	61100-MC7-000ZA
3	CLAMP, R. FR. BRAKE HOSE	-----	1	61108-MC7-000
4	CLAMP, L. FR. BRAKE HOSE	-----	1	61109-MC7-000
5	COLLAR, RR. FENDER	-----	2	80114-MC7-000
6	SCREW, PAN, 5X16	-----	2	93500-05016-08
7	NUT, HEX., 5MM	-----	2	94001-05080-05
8	WASHER, PLAIN, 5MM	-----	2	94101-05800
9	BOLT, FLANGE, 6X16	-----	4	95700-06016-08
	BOLT, FLANGE, 6X16	-----	4	95701-06016-08

FRONT SHOCK ABSORBER



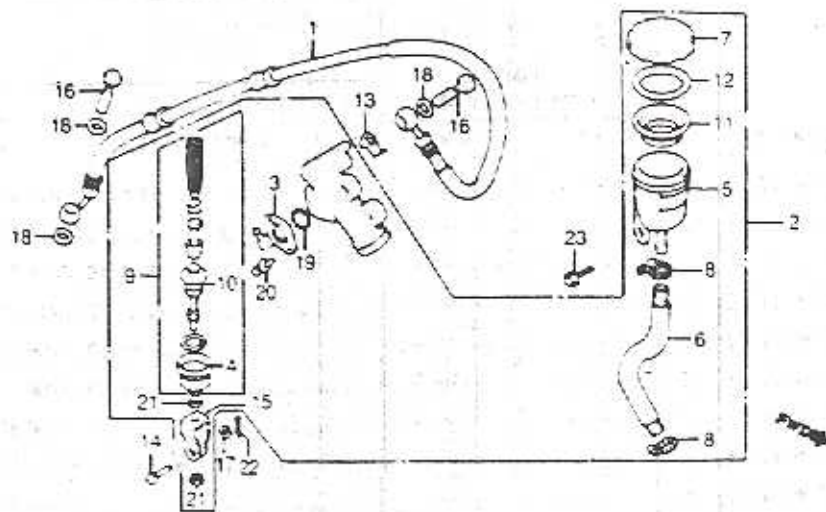
CAUTION OR WARNING LABELS MUST BE ORDERED SEPARATELY WHEN APPLICABLE

F14MC7C09

CX500TC'82		QTY	REO	PART NUMBER	HONDA CODE
Ref. No.	DESCRIPTION				
1	REFLECTOR, FR. REFLEX (STANLEY)	2		33741-413-003	0494807
2	STAY A, FR. REFLEX REFLECTOR	2		33741-413-013	1882851
3	STAY B, FR. REFLEX REFLECTOR	2		33742-HB9-641	2387421
4	SHOCK ABSORBER ASSY., R. FR. (SHOWA)	1		51400-MC7-003	1209592
5	SPRING A, FR. SHOCK ABSORBER	2		51401-MC7-003	1209600
6	SEAT, SPRING	2		51402-MC7-003	1093905
7	SEAT, SPRING	2		51403-MC7-003	1209618
8	SEAT, SPRING	2		51404-MC7-003	1093913
9	SEAT, SPRING	2		51405-MC7-003	1209626
10	SEAT B, SPRING	2		51406-MC7-003	1215532

CX500TC'82		FRONT SHOCK ABSORBER		QTY	REO	PART NUMBER
Ref. No	BLOCK NO. F-9 DESCRIPTION	FRAME SERIAL NUMBER				
		FROM	TO			
11	RING, STOPPER	-----	-----	2		51405-MC7-003
12	PIPE COMP., FR. FORK	-----	-----	2		51410-MC7-003
13	RING, BACK UP	-----	-----	2		51412-461-003
14	RING, OIL LOCK	-----	-----	2		51413-MC7-003
15	BUSH, GUIDE	-----	-----	2		51414-MC7-003
	BUSH, GUIDE	-----	-----	2		51414-461-003
16	BUSH, SLIDER	-----	-----	2		51415-461-003
17	SPRING, REBOUND	-----	-----	2		51416-MC7-003
18	GASKET	-----	-----	2		51417-MC7-003
19	SPRING, PISTON	-----	-----	2		51418-MC7-013
20	RING B, STOPPER	-----	-----	2		51419-MC7-003
21	CASE COMP., R. LOWER	-----	001961	1		51421-MC7-003
	CASE COMP., R. LOWER	-----	001961	1		51421-MC7-013
		-----	-----	1		51421-MC7-013
22	COLLAR, PISTON	-----	-----	2		51423-MC7-003
23	DUST SEAL	-----	-----	1		51425-169-003
24	CASE ASSY., R. PISTON	-----	-----	1		51430-MC7-013
25	PIECE, OIL LOCK	-----	-----	2		51432-MC7-003
26	ROD, ADJ.	-----	-----	2		51433-MC7-003
27	SPRING, CLICK	-----	-----	2		51434-MC7-003
28	WASHER, SPECIAL, 5MM	-----	-----	2		51435-MC7-003
29	PISTON	-----	-----	2		51436-MC7-013
30	RING, PISTON	-----	-----	4		51437-MAO-771
31	PIPE, SEAT	-----	-----	2		51440-MC7-003
32	RUBBER, STOPPER	-----	-----	2		51441-MC7-003
33	BOOT, PISTON CASE	-----	-----	4		51442-MC7-003
34	WASHER, R. SIDE	-----	001961	1		51443-MC7-003
	WASHER, R. SIDE	001962	-----	1		51443-MC7-013
35	WASHER, L. SIDE	-----	001961	1		51444-MC7-003
	WASHER, L. SIDE	001962	-----	1		51444-MC7-013
	WASHER, B SIDE	-----	001961	1		51444-MC7-505
36	HOLDER, BOOT	-----	-----	4		51445-MC7-003
37	CIRCLIP, INTERNAL, 50MM	-----	-----	2		51447-461-003

REAR BRAKE MASTER • CYLINDER



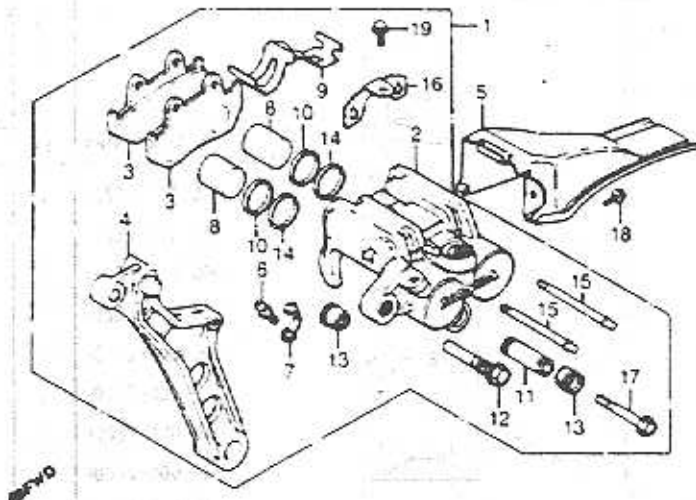
F14MC7C12

CX500TC '82		FRAME SERIAL NUMBER		QTY REQ	PART NUMBER	HONDA CODE
Ref. No.	BLOCK NO DESCRIPTION	FROM	TO			
1	HOSE, RR. BRAKE	-----	-----	1	43310-MC7-003	1217108
1	HOSE, RR. BRAKE	-----	-----	1	43310-MC7-013	4959036
2	CYLINDER ASSY., RR. MASTER	-----	-----	1	43500-MC7-006	1209170
	CYLINDER ASSY., RR. MASTER	-----	-----	1	43500-MC7-016	1551696
3	CONNECTOR, MASTER CYLINDER	-----	-----	1	43503-422-006	0693408
4	BOOT, MASTER CYLINDER	-----	-----	1	43504-371-013	0707331
5	CUP, MASTER CYLINDER OIL	-----	-----	1	43511-443-761	1217124
6	HOSE, MASTER CYLINDER	-----	-----	1	43512-MC7-611	1217132
	HOSE, MASTER CYLINDER	-----	-----	1	43512-MC7-612	1551704
7	CAP, OIL CUP	-----	-----	1	43513-MJ6-006	1764760
	CAP, OIL CUP	-----	-----	1	43513-461-771	0946731
8	CLAMP, MASTER CYLINDER OIL HOSE ..	-----	-----	2	43514-445-771	0817593
9	CYLINDER SET, MASTER	-----	-----	1	43520-461-771	0946749
10	ROD COMP., PUSH	-----	-----	1	43530-MC7-006	1209196
11	DIAPHRAGM	-----	-----	1	45520-300-000	0194480
12	PLATE, DIAPHRAGM	-----	-----	1	45521-MJ6-006	1764968

CX500TC-B2

Ref. No.	BLOCK NO. DESCRIPTION	SERIAL NUMBER		R E O	PART NUMBER
		FROM	TO		
12	PLATE, DIAPHRAGM	-----	-----	1	45521-300-010
13	STOPPER, OIL BOLT	-----	-----	1	45535-MC7-000
14	PIN, BRAKE ROD	-----	-----	1	46503-371-000
15	JOINT, BRAKE ROD	-----	-----	1	46504-445-771
16	BOLT, OIL	-----	-----	2	90145-300-000
	BOLT, OIL	-----	-----	2	90145-300-010
17	WASHER, 7x12	-----	-----	1	90501-310-000
18	WASHER, OIL BOLT	-----	-----	3	90545-300-000
19	O-RING, 14.8x2.4	-----	-----	1	91212-422-006
20	SCREW-WASHER, 4x12	-----	-----	2	93893-04012-08
	SCREW-WASHER, 4x12	-----	-----	2	93893-04012-18
21	NUT, HEX., BMM	-----	-----	1	94002-08000-05
22	PIN, COTTER 1.6x15	-----	-----	1	94201-16150
	PIN, COTTER 1.6x25	-----	-----	1	94201-16250
23	BOLT, FLANGE, 6x12	-----	-----	1	95700-06012-00
	BOLT, FLANGE, 6x12	-----	-----	1	95701-06012-00

REAR BRAKE CALIPER



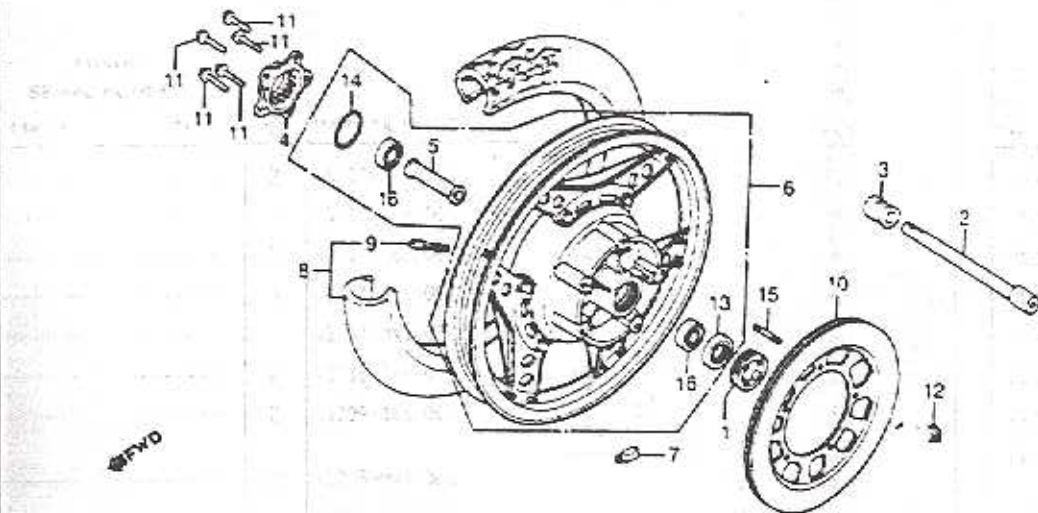
F14MC7C13

CX500TC'82

Ref. No.	BLOCK NO. DESCRIPTION	F-13	FRAME SERIAL NUMBER		QTY REQ	PART NUMBER	HONDA CODE
			FROM	TO			
1	CALIPER ASSY., RR.		-----	-----	1	43100-MC7-006	1209105
	CALIPER ASSY., RR.		-----	-----	1	43100-MC7-016	1395961
2	CALIPER COMP., RR.		-----	-----	1	43101-MB9-006	1092865
3	PAD COMP., RR. BRAKE (SEE KIT P/N--END OF BLOCK)		-----	-----	2	43105-MC7-004	1209113
	PAD COMP., RR. (SEE KIT P/N--END OF BLOCK)		-----	-----	2	43105-MC7-007	1288927
	PAD COMP., RR. (JB) (SEE KIT P/N--END OF BLOCK)		-----	-----	2	43105-MC7-014	1268564
	PAD COMP., RR. (SEE KIT P/N--END OF BLOCK)		-----	-----	2	43105-MJ6-004	2330389
	PAD COMP., RR. (SEE KIT P/N--END OF BLOCK)		-----	-----	2	43105-MJ6-014	2914356
4	BRACKET, RR. BRAKE :		-----	-----	1	43110-MC7-006	1209121
5	COVER COMP., RR. DISK		-----	-----	1	43140-MB9-000	1092599
6	SCREW, BLEEDER		-----	-----	1	43352-568-003	0505735
7	CAP, BLEEDER SCREW		-----	-----	1	43353-461-771	0954230

Ref. No.	BLOCK NO. DESCRIPTION	F-13	FRAME SERIAL NUMBER		QTY REQ	PART NUMBER
			FROM	TO		
	8 PISTON		-----	-----	2	45107-MA3-006
	9 SPRING, PAD		-----	-----	1	45108-MA3-006
	10 DUST SEAL		-----	-----	2	45109-166-006
	11 SLEEVE		-----	-----	1	45111-MA3-006
	12 PIN, BOLT		-----	-----	1	45131-MA3-006
	13 BOOT, PIN		-----	-----	2	45133-166-016
	14 SEAL, PISTON		-----	-----	2	45209-166-006
	15 PIN, HANGER RETAINER GROOVE, 4.0MM DIA.		-----	-----	2	45215-MA3-006
	16 PLATE		-----	-----	1	45217-MA3-006
	17 BOLT, FLANGE, 8x49		-----	-----	1	90180-MA3-006
	18 SCREW-WASHER, 5x10		-----	-----	1	93892-05010-07
	19 BOLT, FLANGE, 6x10		-----	-----	1	95700-06010-00
	BOLT, FLANGE, 6x10		-----	-----	1	95701-06010-00
	NI BRAKE PAD KIT		-----	-----	1	431A0-MC7-024

REAR WHEEL



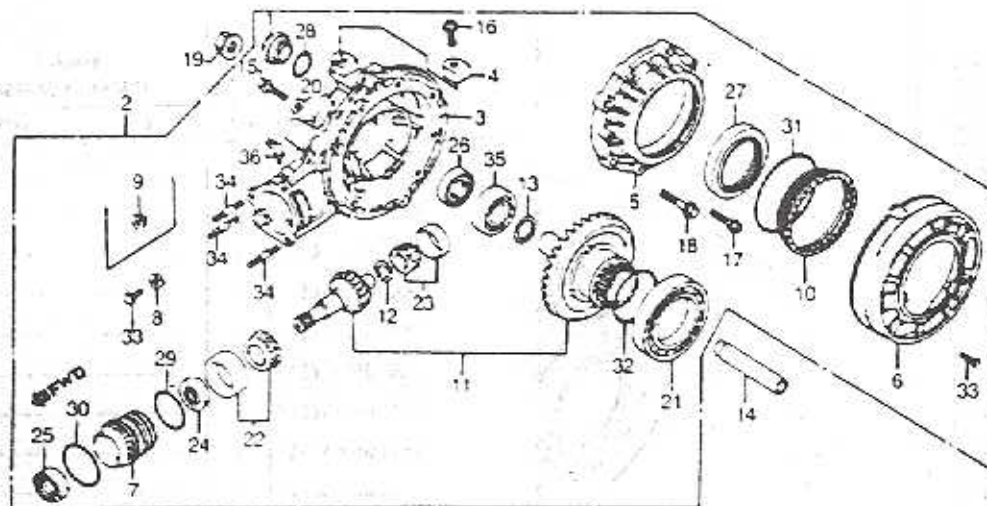
CX500TC82

Ref. No.	BLOCK NO. DESCRIPTION	F-14	FRAME SERIAL NUMBER		QTY REQ	PART NUMBER	HONDA CODE
			FROM	TO			
1	RETAINER, RR. WHEEL BEARING		-----	-----	1	41231-430-000	0679621
2	AXLE, RR. WHEEL		-----	-----	1	42301-MC7-000	1209048
3	COLLAR, BRAKE SIDE		-----	-----	1	42311-MC7-000	1937059
4	FLANGE, FINAL DRIVEN		-----	-----	1	42610-415-000	0669358
5	COLLAR, RR. WHEEL DISTANCE		-----	-----	1	42620-MC7-000	1209055
6	WHEEL COMP., RR.		-----	-----	1	42650-MC7-305	1217033
7	WEIGHT, BALANCE (10G)		-----	-----	AR	42704-MC7-000	1217041
	WEIGHT, BALANCE (20G)		-----	-----	AR	42705-MC7-000	1217058
	WEIGHT, BALANCE (30G)		-----	-----	AR	42706-MC7-000	1217066
8	TIRE ASSY., RR. (120/90-17 64H) (BS)		-----	-----	1	42710-MC7-671	1217074
	TIRE ASSY., RR. (120/90-17 64H) (UNLDF)		-----	-----	1	42710-MC7-672	1217082
	TIRE ASSY., RR. (BS)		-----	-----	1	42710-ME7-671	1393750
9	VALVE, RIM (BRIDGESTONE)		-----	-----	1	42753-425-003	1032465
	VALVE, RIM		-----	-----	1	42753-425-004	1041128

CX500TC82

Ref. No.	BLOCK NO. DESCRIPTION	F-14	FRAME SERIAL NUMBER		QTY REQ	PART NUMBER
			FROM	TO		
10	DISK, RR. BRAKE		-----	-----	1	43121-MC7-000
11	BOLT, UBS, 10X34		-----	-----	5	90130-MC7-000
12	NUT, U, 6MM		-----	-----	5	90301-473-003
13	OIL SEAL, 28X42X7		-----	-----	1	91257-230-000
	OIL SEAL, 28X42X7 (ARA1)		-----	-----	1	91257-230-003
	OIL SEAL, 28X42X7 (NOK)		-----	-----	1	91257-230-005
14	O-RING, 54.5X2.4		-----	-----	1	91357-415-003
15	BOLT, STUD, 6X35		-----	-----	5	92712-06035-0E
16	BEARING, RADIAL BALL, 6303U		-----	-----	2	96140-63030
	BEARING, RADIAL BALL, 6303		-----	-----	2	96140-63030-00
	BEARING, RADIAL BALL, 6303U		-----	-----	2	96140-63030-10

FINAL DRIVEN GEAR



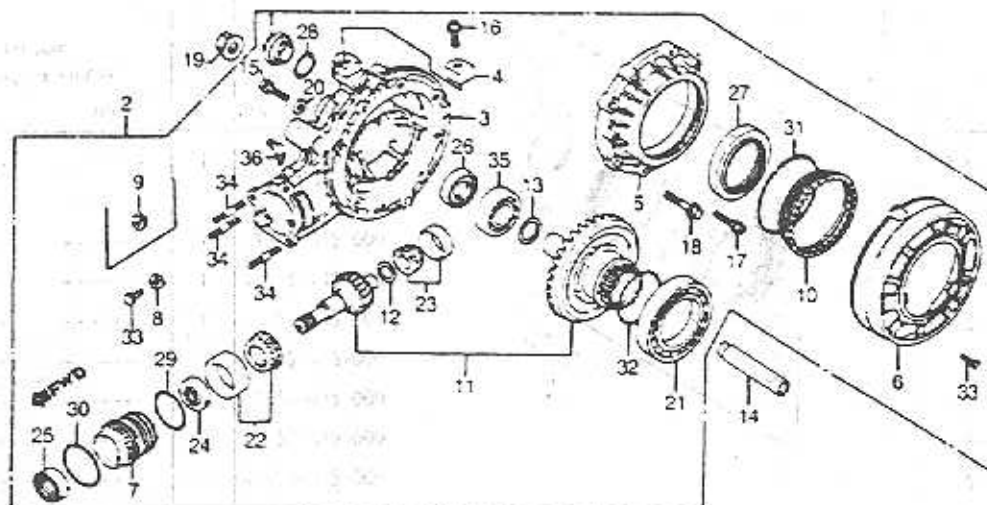
F14MC7C15

CX500TC'82		QTY	REO	PART NUMBER	HONDA CODE
Ref. No.	DESCRIPTION				
1	CAP, VALVE ADJ.	1		12361-035-000	0069625
	CAP, VALVE ADJ.	1		12361-300-000	0188870
	CAP, VALVE ADJ.	1		12361-371-980	0454934
2	GEAR ASSY., FINAL DRIVEN	1		41300-MC7-000	1208990
3	CASE, FINAL GEAR	1		41301-MC7-000	1217009
4	CAP, BREATHER	1		41306-MC7-000	1272277
	CAP, BREATHER	1		41306-463-000	0883124
5	COVER, L. GEAR CASE	1		41321-MC7-000	1209006
6	PLATE, DUST GUARD	1		41324-MC7-000	1272285
	PLATE, DUST GUARD	1		41324-415-000	0669150
7	RETAINER B, BEARING	1		41331-MC7-000	1209014
8	LOCK A, BEARING ADJ.	1		41332-MC7-000	1209022
9	LOCK B, BEARING ADJ.	1		41333-MC7-000	1209030
10	RETAINER A, BEARING	1		41351-371-000	0406561
11	GEAR SET, FINAL DRIVEN	1		41310-MC7-305	2029957
	GEAR SET, FINAL DRIVEN	1		414A3-MC7-000	1217025

CAS00TC'82

Ref. No.	BLOCK NO. DESCRIPTION	FRAME SERIAL NUMBER		QTY	REO	PART NUMBER
		FROM	TO			
12	SHIM A, PINION GEAR (1.10)	-----	-----	1		41450-415-000
	SHIM B, PINION GEAR (1.14)	-----	-----	1		41451-415-000
	SHIM C, PINION GEAR (1.18)	-----	-----	1		41452-415-000
	SHIM D, PINION GEAR (1.22)	-----	-----	1		41453-415-000
	SHIM E, PINION GEAR (1.26)	-----	-----	1		41454-415-000
	SHIM F, PINION GEAR (1.30)	-----	-----	1		41455-415-000
	SHIM G, PINION GEAR (1.34)	-----	-----	1		41456-415-000
	SHIM H, PINION GEAR (1.38)	-----	-----	1		41457-415-000
	SHIM I, PINION GEAR (1.42)	-----	-----	1		41458-415-000
	SHIM J, PINION GEAR (1.46)	-----	-----	1		41459-415-000
	SHIM K, PINION GEAR (1.50)	-----	-----	1		41460-415-000
	SHIM L, PINION GEAR (1.54)	-----	-----	1		41461-415-000
	SHIM M, PINION GEAR (1.58)	-----	-----	1		41462-415-000
	SHIM N, PINION GEAR (1.62)	-----	-----	1		41463-415-000
	SHIM O, PINION GEAR (1.66)	-----	-----	1		41464-415-000
	SHIM P, PINION GEAR (1.70)	-----	-----	1		41465-415-000
	SHIM Q, PINION GEAR (1.74)	-----	-----	1		41466-415-000
	SHIM R, PINION GEAR (1.78)	-----	-----	1		41467-415-000
	SHIM S, PINION GEAR (1.82)	-----	-----	1		41468-415-000
	SHIM T, PINION GEAR (1.86)	-----	-----	1		41469-415-000
	SHIM U, PINION GEAR (1.90)	-----	-----	1		41470-415-000
13	SHIM A, RING GEAR (1.80)	-----	-----	1		41510-415-000
	SHIM B, RING GEAR (1.84)	-----	-----	1		41511-415-000
	SHIM C, RING GEAR (1.88)	-----	-----	1		41512-415-000
	SHIM D, RING GEAR (1.92)	-----	-----	1		41513-415-000
	SHIM E, RING GEAR (1.96)	-----	-----	1		41514-415-000
	SHIM F, RING GEAR (2.00)	-----	-----	1		41515-415-000
	SHIM G, RING GEAR (2.04)	-----	-----	1		41516-415-000
	SHIM H, RING GEAR (2.08)	-----	-----	1		41517-415-000
	SHIM I, RING GEAR (2.12)	-----	-----	1		41518-415-000
	SHIM J, RING GEAR (2.16)	-----	-----	1		41519-415-000
	SHIM K, RING GEAR (2.20)	-----	-----	1		41520-415-000

FINAL DRIVEN GEAR



F14MC7C15

CX500TC'82				QTY		
BLOCK NO. F-15		FRAME SERIAL NUMBER			REQ	PART NUMBER
Ref No.	DESCRIPTION	FROM	TO			
13	SHIM L, RING GEAR (2.24)	-----	-----	1	41521-415-000	0669309
	SHIM M, RING GEAR (2.28)	-----	-----	1	41522-415-000	0669317
	SHIM N, RING GEAR (2.32)	-----	-----	1	41523-415-000	0669325
14	COLLAR, RR. AXLE DISTANCE	-----	-----	1	42623-MC7-000	1209063
15	BOLT, SEALING, 8MM	-----	-----	1	90109-371-000	0417873
16	BOLT, BREATHER	000017	-----	1	90126-MC7-000	1271998
	BOLT, BREATHER	-----	000016	1	90126-415-000	0670687
17	BOLT, FLANGE, 8X32	-----	-----	6	90133-371-000	0638213
18	BOLT, FLANGE, 10X38	-----	-----	2	90134-371-000	0471250
19	NUT, RR. AXLE U, 16MM	-----	-----	1	90305-MC0-003	1117910
20	WASHER, 8MM	-----	-----	1	90471-580-000	0517144
21	BEARING, 6914 (TOYO SEIKO)	-----	-----	1	91051-371-003	1057355
	BEARING, 6914 (KOYO SEIKO)	-----	-----	1	91051-371-004	0409250
	BEARING, 6914 (NACHI)	-----	-----	1	91051-371-005	1057363
22	BEARING, 30206C (KOYO)	-----	-----	1	91061-463-004	0912667
	BEARING, 30206C (TOYO)	-----	-----	1	91061-463-008	0934919

CX500TC'82

BLOCK NO. F-15		FRAME SERIAL NUMBER		QTY	REO	PART NUMBER
Ref No.	DESCRIPTION	FROM	TO			
23	BEARING, 30203C	-----	-----	1		91062-415-013
	BEARING, TAPER, 30203	-----	-----	1		91121-PH8-961
24	OIL SEAL, 30X51X10	-----	-----	1		91261-463-013
25	OIL SEAL, 33X43X7	-----	-----	1		91262-415-003
26	OIL SEAL, 30X47X7	-----	-----	1		91264-415-003
27	OIL SEAL, 70X90X8	-----	-----	1		91265-371-003
28	O-RING, 30.8MM	-----	-----	1		91302-001-020
29	O-RING, 57X4.3	-----	-----	1		91353-463-005
30	O-RING, 60.5X2.4	-----	-----	1		91354-463-003
31	O-RING, 96.5X2.0	-----	-----	1		91355-371-003
32	O-RING, 62.7X4	-----	-----	1		91356-415-003
33	BOLT, HEX., 6X12	-----	-----	4		92000-06012
	BOLT, HEX., 6X12	-----	-----	4		92101-06012
	BOLT, HEX., 6X12	-----	-----	4		92101-06012-0A
34	BOLT, STUD, 10X55	-----	-----	3		92700-10055-0E
35	BEARING, RADIAL BALL, 6006	-----	-----	1		96100-60063-00
36	FITTING, GREASE, B.765	-----	-----	1		96201-80000

This diagram shows an exploded view of a fuel tank assembly. The main components include a fuel tank (1), a fuel filter (2), a fuel pump (3), a fuel line (4), a fuel hose (5), a fuel nozzle (6), a fuel tank cap (7), a fuel tank cap gasket (8), a fuel tank cap lock (9), a fuel tank cap lock key (10), a fuel tank cap lock pin (11), a fuel tank cap lock nut (12), a fuel tank cap lock washer (13), a fuel tank cap lock bracket (14), a fuel tank cap lock pin (15), a fuel tank cap lock pin (16), a fuel tank cap lock pin (17), a fuel tank cap lock pin (18), a fuel tank cap lock pin (19), a fuel tank cap lock pin (20), a fuel tank cap lock pin (21), a fuel tank cap lock pin (22), a fuel tank cap lock pin (23), a fuel tank cap lock pin (24), a fuel tank cap lock pin (25), a fuel tank cap lock pin (26), a fuel tank cap lock pin (27).

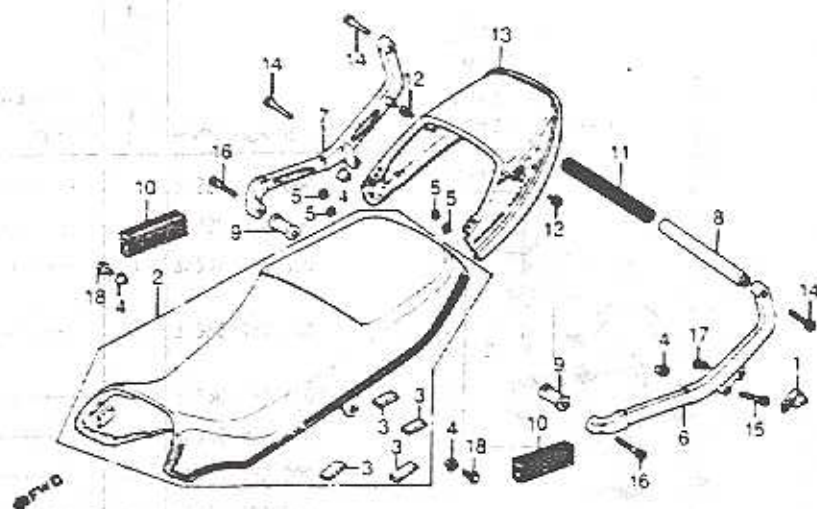
CAUTION OR WARNING LABELS MUST BE ORDERED SEPARATELY WHEN APPLICABLE

F14AC7C16

CX500TC'82		FRAME SERIAL NUMBER		Q T Y R E Q	PART NUMBER	HONDA CODE
Ref No.	BLOCK NO DESCRIPTION	FROM	TO			
	1 VALVE ASSY., FUEL	-----	-----	1	16950-MC7-005	1216407
	2 BODY COMP., FUEL VALVE	-----	-----	1	16951-MC7-005	1216423
	3 SCREEN SET, FUEL STRAINER	-----	-----	1	16952-MC7-005	1216449
	4 CLIP, FUEL HOSE	-----	-----	4	16969-MC7-000	1216472
	5 HOSE A, FUEL	-----	-----	1	16970-MC7-000	1216480
	6 HOSE C, FUEL	-----	-----	1	16971-MC7-000	1216498
	7 TANK SET, FUEL *NH113PA* (PEARL ALTAIR WHITE-A)	-----	-----	1	175A1-MC7-000ZA	1207414
	8 RUBBER, SEAT SETTING	-----	-----	2	17512-MC5-000	1396076
	9 RUBBER, FUEL TANK FR.	-----	-----	2	17611-KE8-000	4009635
	RUBBER, FUEL TANK FR.	-----	-----	2	17611-286-000	0153452
	10 RUBBER, FUEL TANK RR.	-----	-----	1	17613-MC7-000	1216670
	11 CAP COMP., FUEL FILLER	-----	-----	1	17620-MC7-003	1216688
	12 FUEL UNIT (NIPPON SEIKI)	-----	-----	1	37800-MC7-008	1226984
	13 SEAL RUBBER, FUEL TANK FR.	-----	-----	1	64200-MC7-000	1265206
	14 RUBBER, R. TANK SIDE SEAL	-----	-----	1	64225-MC7-000	1210012

BLOCK NO. F-16		FRAME SERIAL NUMBER		QTY	PART NUMBER
Ref No	DESCRIPTION	FROM	TO		
15	RUBBER, L. TANK SIDE SEAL	-----	-----	1	64227-MC7-000
16	APRON, FUEL TANK	-----	-----	1	64229-MC7-000
17	LABEL, FR. SHOCK CAUTION	-----	-----	1	87517-445-630
18	LABEL, DRIVE CAUTION *NH1* (BLACK)	-----	-----	1	87560-181-760
	LABEL, DRIVE CAUTION *NH1* (BLACK)	-----	-----	1	87560-181-7602D
19	LABEL, FUEL CAUTION	-----	-----	1	87562-MC7-670
20	BOLT, FLANGE, 6MM	-----	-----	2	90111-187-000
21	COLLAR, 8MM	-----	-----	1	90324-300-000
22	GASKET, DRAIN VALVE	-----	-----	1	90407-231-000
	GASKET, DRAIN VALVE, 12.5X20	-----	-----	1	90407-259-000
	WASHER, DRAIN PLUG, 12MM	-----	-----	1	94109-12000
23	BOLT, FLANGE, 12X15	-----	-----	1	90473-461-000
24	WASHER, 8.3MM	-----	-----	1	90534-011-000
25	O-RING, 39.5X5	-----	-----	1	91305-MC7-000
26	NUT, FLANGE, 6MM	-----	-----	4	94050-06080
27	BOLT, FLANGE, 8X25	-----	-----	1	95700-08025-08
	BOLT, FLANGE, 8X25	-----	-----	1	95701-08025-08

SEAT • REAR COWL



F14MC7C17

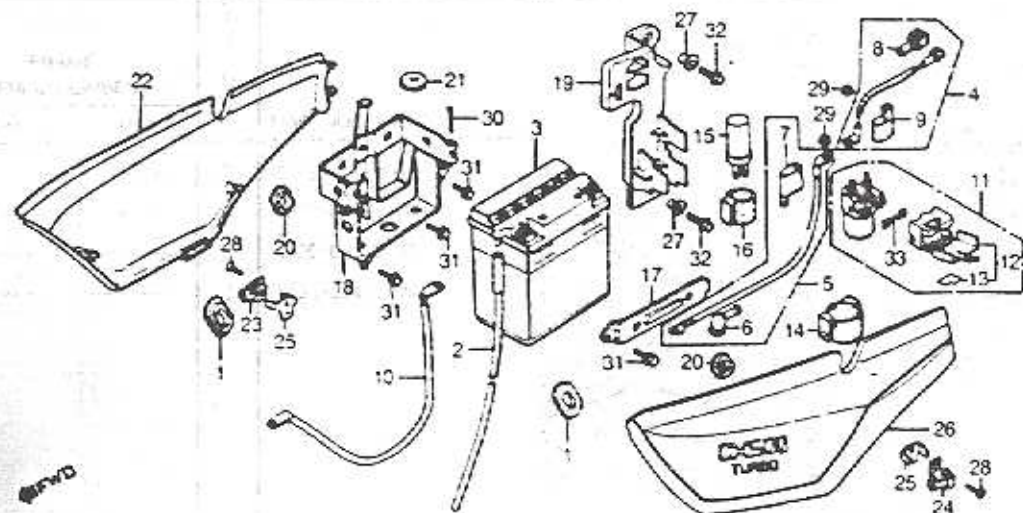
CX500TC/82

Ref. No.	BLOCK NO. DESCRIPTION	F-17	FRAME SERIAL NUMBER		QTY REQ	PART NUMBER	HONDA CODE
			FROM	TO			
1	HOLDER ASSY., HELMET		-----	-----	1	50710-MC7-003	1217355
2	SEAT COMP., DOUBLE		-----	-----	1	77200-MC7-000	1210251
3	RUBBER, SEAT SETTING		-----	-----	4	77204-312-000	0229948
4	COLLAR, TOOL BOX		-----	-----	4	83515-428-000	0686899
5	GROMMET, AIR CLEANER CASE		-----	-----	4	83551-240-300	0149625
6	GRIP, L. RR.		-----	-----	1	83601-MC7-000	1210350
7	GRIP, R. RR.		-----	-----	1	83602-MC7-000	1210368
8	GRIP, RR. CROSS		-----	-----	1	83603-MC7-000	1210376
9	COLLAR, GRIP SIDE		-----	-----	2	83604-MC7-000	1210384
10	RUBBER A, GRIP		-----	-----	2	83605-MC7-000	1210392
11	RUBBER B, RR. GRIP		-----	-----	1	83606-MC7-000	1210400
12	CAP, RR. GRIP COWL		-----	-----	2	83607-MC7-000	1218031
13	COWL SUB ASSY., RR.*NH113PA* (PEARL ALTAIR WHITE-A)		-----	-----	1	83910-MC7-000ZA	1218155
14	BOLT, SOCKET, 8MM		-----	-----	3	90116-125-782	0857128
15	BOLT, SOCKET		-----	-----	1	90116-355-000	0326249

CX500TC/82

Ref. No.	BLOCK NO. DESCRIPTION	F-17	FRAME SERIAL NUMBER		QTY REQ	PART NUMBER
			FROM	TO		
16	BOLT, SOCKET, 8X61		-----	-----	2	90166-MC7-000
17	SCREW-WASHER, 6X16		-----	-----	1	93891-06016-00
18	BOLT, FLANGE, 8X16		-----	-----	2	95700-08016-00
	BOLT, FLANGE, 8X16		-----	-----	2	95701-08016-00

SIDE COVER • BATTERY



F14MC7C18

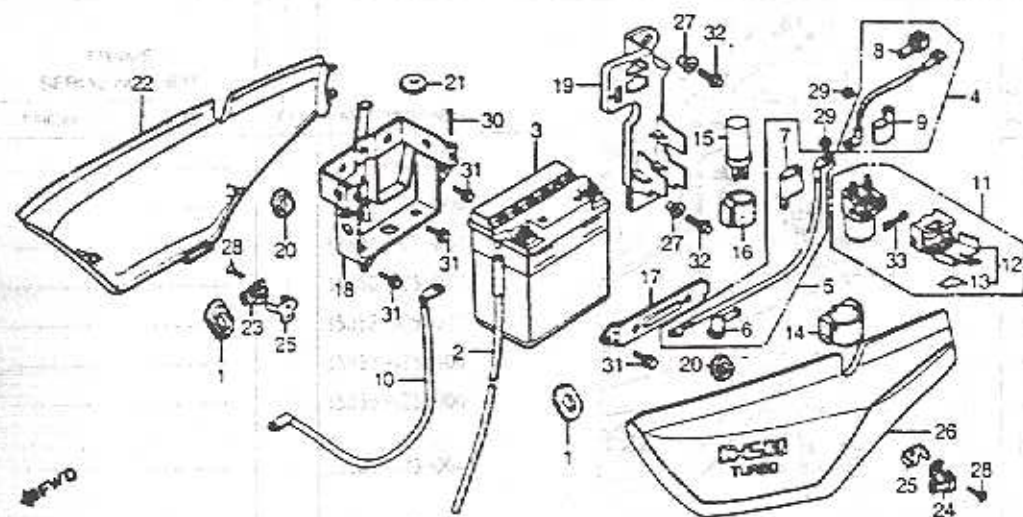
CX500TC82

Ref No.	BLOCK NO. DESCRIPTION	F-18	FRAME SERIAL NUMBER		QTY REQ	PART NUMBER *	HONDA CODE
			FROM	TO			
1	GROMMET A, AIR CLEANER CASE		-----	-----	2	17247-303-000	0198234
2	BATTERY ASSY. (YUASA)		-----	-----	1	31500-415-601	0905455
	BATTERY ASSY. (YUASA)		-----	-----	1	31500-415-671	0668244
	BATTERY ASSY. (YUASA)		-----	-----	1	31500-425-671	0742981
	BATTERY ASSY.		-----	-----	1	31500-425-672	4474813
	BATTERY ASSY. (YUASA)		-----	-----	1	31500-425-677	1550631
	BATTERY (12V14)		-----	-----	1	31500-461-770	0952614
	BATTERY (12V14)		-----	-----	1	31500-461-771	1053990
	BATTERY (12V14)		-----	-----	1	31500-461-772	1288521
3	TUBE, BATTERY BREATHER		-----	000911	1	31502-MA1-000	1054014
	TUBE, BATTERY BREATHER		000912	-----	1	31502-MC7-000	1550391
4	CABLE, STARTER BATTERY		-----	-----	1	32401-MA1-730	1087006
5	CABLE, STARTING MOTOR		-----	-----	1	32410-MA1-000	1054071
6	COVER, STARTING MOTOR TERMINAL ..		-----	-----	1	32411-230-000	0208652
	COVER, STARTING MOTOR TERMINAL ..		-----	-----	1	32411-253-000	0177360
7	COVER, MAGNETIC SWITCH TERMINAL ..		-----	-----	1	32412-425-000	0741645

CX500TC82

Ref No.	BLOCK NO. DESCRIPTION	F-18	FRAME SERIAL NUMBER		QTY REQ	PART NUMBER
			FROM	TO		
8	COVER, TERMINAL		-----	-----	1	32414-MA1-730
9	COVER B, MAGNETIC SWITCH		-----	-----	1	32416-460-000
10	CABLE, BATTERY GROUND		-----	-----	1	32601-MC7-000
11	SWITCH ASSY., STARTER MAGNETIC ..		-----	-----	1	35850-425-017
12	COVER, FUSE		-----	-----	1	35852-425-017
13	LABEL, FUSE COVER		-----	-----	1	35853-425-300
14	RUBBER, MAGNETIC SHOCK		-----	-----	1	35856-425-000
15	RELAY ASSY., TURN SIGNAL (MITSUBA)		-----	-----	1	38300-415-004
	RELAY COMP., TURN SIGNAL (MITSUBA)		-----	-----	1	38300-415-671
	RELAY COMP., TURN SIGNAL (MITSUBA)		-----	-----	1	38301-415-004
16	SUSPENSION, TURN SIGNAL RELAY ...		-----	-----	1	38306-292-000
17	BAND COMP. B		-----	-----	1	50330-MC7-000
18	BOX COMP., BATTERY		-----	-----	1	50332-MC7-000
19	PLATE, ELECTRIC		-----	-----	1	50340-MC7-000
20	GROMMET, AIR CLEANER CASE		-----	-----	2	83551-300-000
21	RUBBER, BATTERY BOX		-----	-----	6	83618-323-000
22	COVER ASSY., R. SIDE *NH113PA* (PEARL ALTAIR WHITE-A)		-----	-----	1	83620-MC7-000ZA
23	LOCK ASSY., R. SIDE COVER		-----	-----	1	83705-MC7-000
24	LOCK ASSY., L. SIDE COVER		-----	-----	1	83706-MC7-000
25	GUIDE, SIDE COVER LOCK		-----	-----	2	83707-MC7-000
26	COVER ASSY., L. SIDE *NH113PA* (PEARL ALTAIR WHITE-A)		-----	-----	1	83720-MC7-000ZA
27	COLLAR B, AIR CLEANER CASE SETTING		-----	-----	2	90121-102-000
28	SCREW, FLAT, 6X15		-----	-----	2	93600-06015-0A
29	NUT, FLANGE, 6MM		-----	-----	2	94050-06080
30	PIN, COTTER 3.0X40		-----	-----	1	94201-30400
	PIN, COTTER 3.0X45		-----	-----	1	94201-30450
31	BOLT, FLANGE, 6X10		-----	-----	4	95700-06010-00
	BOLT, FLANGE, 6X10		-----	-----	4	95701-06010-00
32	BOLT, FLANGE, 6X14		-----	-----	2	95700-06014-00

SIDE COVER • BATTERY

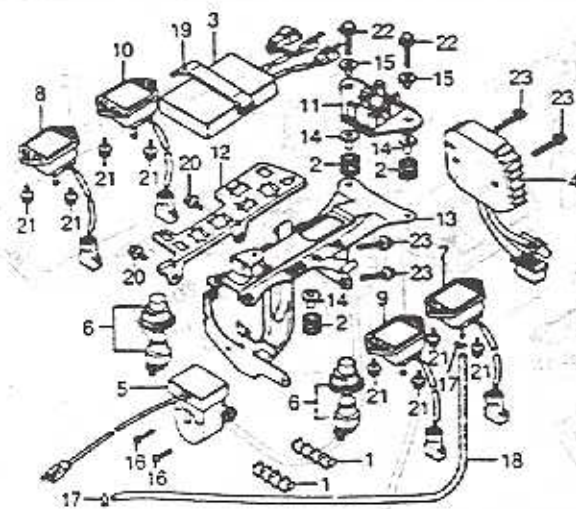


F14MC7C18

CX500TC'82

Ref. No.	BLOCK NO. DESCRIPTION	FRAME SERIAL NUMBER		QTY R E O	PART NUMBER	HONDA CODE
		FROM	TO			
32	BOLT, FLANGE, 6x14	-----	-----	2	95701-06014-00	2410884
33	FUSE F (30A)	-----	-----	2	98200-53000	0412676

SPARK UNIT • SENSOR

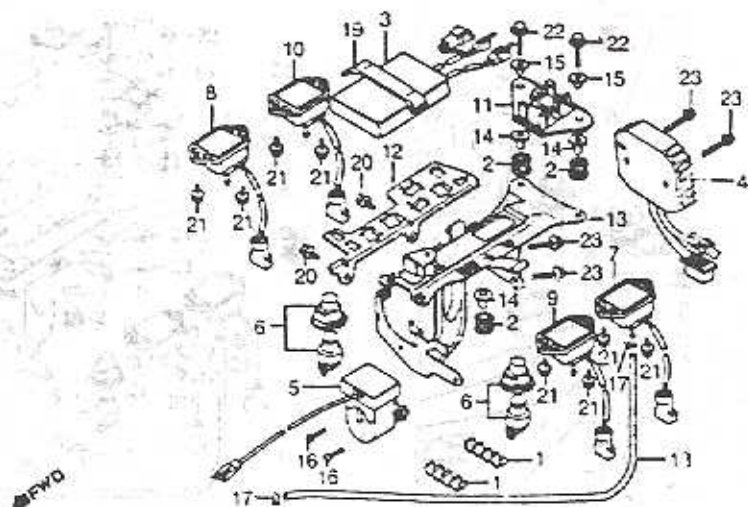


PWO

CX500TC'82

Ref. No.	BLOCK NO. DESCRIPTION	FRAME SERIAL NUMBER		QTY R E O	PART NUMBER
		FROM	TO		
1	CLIP, SENSOR TUBE	-----	-----	2	16961-MC7-000
2	RUBBER, AIR CLEANER CASE SETTING	-----	-----	3	17245-107-010
3	SPARK UNIT	-----	-----	1	30400-MC7-005
4	RECTIFIER ASSY.	-----	-----	1	31600-MC7-008
5	SENSOR ASSY., ENGINE STOP SWITCH	-----	-----	1	35160-MC7-003
6	RELAY COMP., MAIN	-----	-----	2	36130-MC7-003
7	SENSOR 1, PRESSURE	-----	-----	1	36161-MC7-003
8	SENSOR 2, PRESSURE	-----	-----	1	36171-MC7-003
9	SENSOR, PRESSURE BOOST	-----	-----	1	36181-MC7-003
10	SENSOR, PRESSURE IGNITION	-----	-----	1	36191-MC7-003
11	STAY, COUPLER IGNITION	-----	-----	1	50324-MC7-000
12	STAY, COUPLER	-----	-----	1	50326-MC7-000
13	STAY, ELECTRIC	-----	-----	1	50327-MC7-000
14	COLLAR, FR. FENDER	-----	-----	3	61104-428-000
	COLLAR, RR. FENDER	-----	-----	3	61105-428-000
15	COLLAR	-----	-----	2	80112-443-850

SPARK UNIT • SENSOR

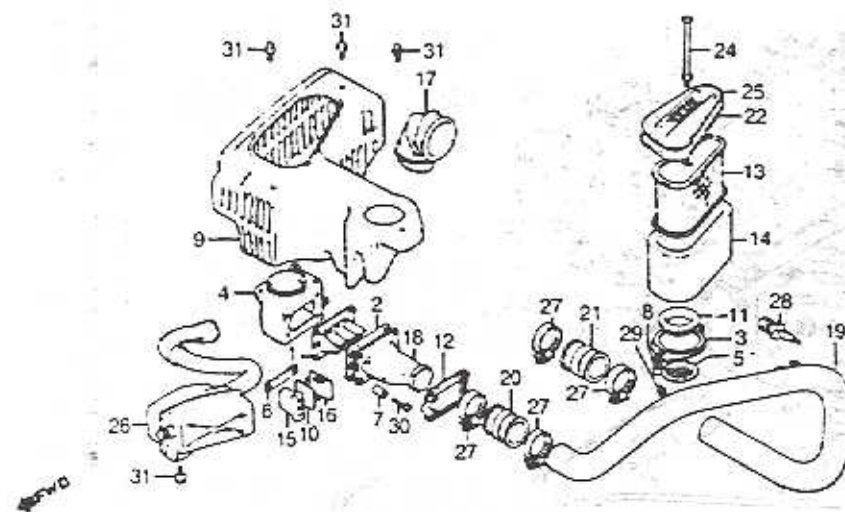


F14MC7C19

CX500TC'82

Ref. No.	BLOCK NO. DESCRIPTION	F-19	FRAME SERIAL NUMBER		QTY	PART NUMBER	HONDA CODE
			FROM	TO			
16	SCREW, PAN, 4X18		-----	-----	2	93500-04018-0A	0417907
17	CLIP, TUBE, B7		-----	-----	2	95002-02070	9500639
18	TUBE, 3.5X940 (BULK HOSE: 95005-35008-10M)		-----	-----	1	95005-35940-21	9500639
19	BAND B2, BATTERY		-----	-----	1	95012-13000	
	BAND B2, BATTERY		-----	-----	1	95012-13001	
20	BOLT, FLANGE, 6X10		-----	-----	2	95700-06010-00	
	BOLT, FLANGE, 6X10		-----	-----	2	95701-06010-00	2410876
21	BOLT, FLANGE, 6X12		-----	-----	8	95700-06012-00	0487025
	BOLT, FLANGE, 6X12		-----	-----	8	95701-06012-00	2105799
22	BOLT, FLANGE, 6X22		-----	-----	2	95700-06022-00	0483925
	BOLT, FLANGE, 6X22		-----	-----	2	95701-06022-00	2105823
23	BOLT, FLANGE, 6X35		-----	-----	4	95700-06035-00	0483941
	BOLT, FLANGE, 6X35		-----	-----	4	95701-06035-00	2105864

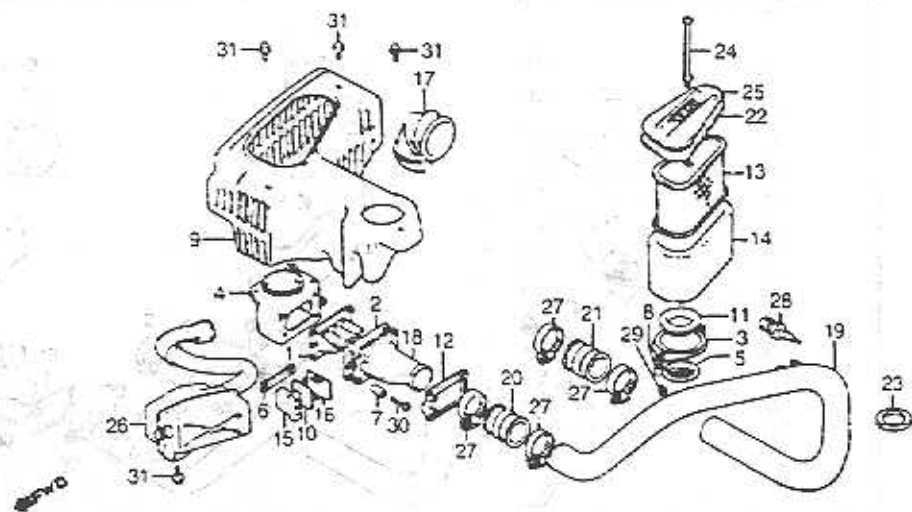
AIR CLEANER



CX500TC'82

Ref. No.	BLOCK NO. DESCRIPTION	F-20	FRAME SERIAL NUMBER		QTY	PART NUMBER
			FROM	TO		
1	VALVE ASSY., REED		-----	-----	1	14200-MC7-000
2	GASKET, REED VALVE		-----	-----	1	14203-MC7-000
3	RING, REED VALVE		-----	-----	1	17202-MC7-000
4	CHAMBER, REED VALVE		-----	-----	1	17203-MC7-000
5	NET, AIR CLEANER		-----	-----	1	17204-MC7-000
6	PATCH, REED VALVE		-----	-----	1	17205-MC7-000
7	COLLAR		-----	-----	4	17207-MC7-000
8	COLLAR B		-----	-----	2	17208-MC7-000
9	CASE, AIR CLEANER		-----	-----	1	17210-MC7-000
10	GASKET, SILENCER		-----	-----	1	17211-MC7-000
11	GASKET, AIR CLEANER ELEMENT		-----	-----	1	17212-MC7-000
12	HOLDER, REED VALVE		-----	-----	1	17213-MC7-000
13	TRAP COMP., FRAME		-----	-----	1	17216-MC7-000
14	ELEMENT, AIR CLEANER		-----	-----	1	17217-MC7-000
15	CHAMBER, SILENCER		-----	-----	1	17218-MC7-000
16	CAP, SILENCER		-----	-----	1	17219-MC7-000

AIR CLEANER

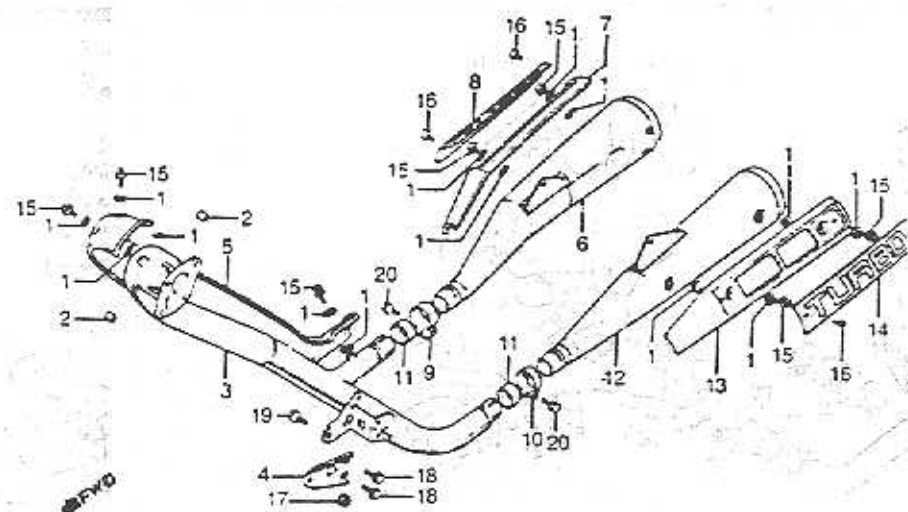


F14MC7C20

CX500TC'82

Ref. No.	BLOCK NO. DESCRIPTION	FRAME SERIAL NUMBER		QTY REQ	PART NUMBER	HONDA CODE
		FROM	TO			
17	DUCT, AIR CLEANER	-----	-----	1	17221-MC7-000	1207315
16	JOINT, AIR CLEANER CASE	-----	-----	1	17222-MC7-000	1207323
19	TUBE, AIR CLEANER CONNECTING	-----	-----	1	17223-MC7-000	1207331
20	JOINT, CONNECTING TUBE	-----	-----	1	17224-MC7-000	1207349
21	JOINT B, CONNECTING TUBE	-----	-----	1	17225-MC7-000	1216571
22	GASKET, AIR CLEANER CASE	-----	-----	1	17226-MC7-000	1207356
23	RING, CONNECTING TUBE	-----	-----	1	17227-MC7-000	1956408
24	BOLT, AIR CLEANER ELEMENT	-----	-----	1	17228-MC7-000	1216589
25	COVER, AIR CLEANER	-----	-----	1	17229-MC7-000	1216597
26	CHAMBER, RESONANCE	-----	-----	1	17230-MC7-000	1207364
27	BAND, AIR CLEANER TUBE	-----	-----	4	17256-MC7-000	1207372
28	SENSOR, IR TEMPERATURE	-----	-----	1	36152-MC7-003	1208859
29	SCREW-WASHER, 4X16	-----	-----	2	93815-04016-08	0823435
30	SCREW-WASHER, 4X25	-----	-----	4	93893-04025-08	0677997
31	BOLT, FLANGE, 6X10	-----	-----	4	95700-06010-00	0350488
	BOLT, FLANGE, 6X10	-----	-----	4	95701-06010-00	2410876

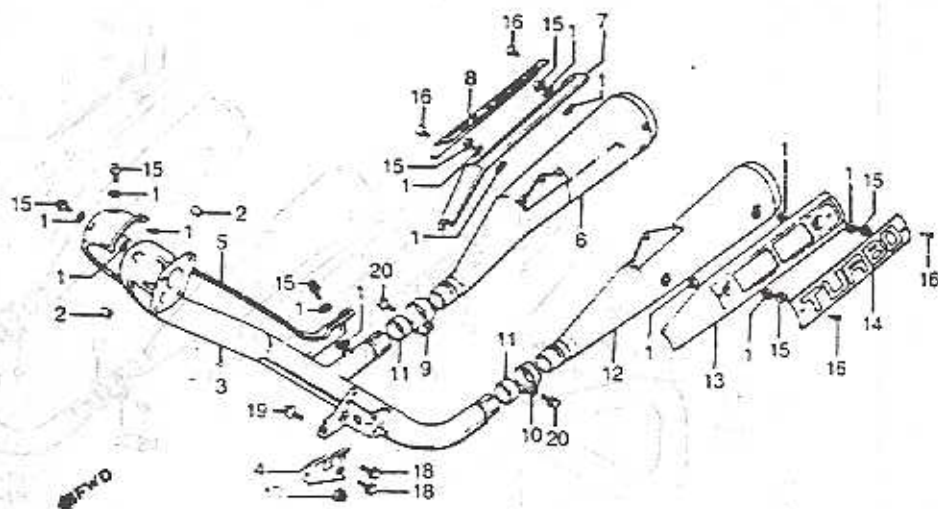
MUFFLER



CX500TC'82

Ref. No.	BLOCK NO. DESCRIPTION	FRAME SERIAL NUMBER		QTY REQ	PART NUMBER
		FROM	TO		
1	GASKET, PROTECTOR	-----	-----	14	18292-KF9-900
	GASKET, PROTECTOR	-----	-----	14	18292-MM9-740
	GASKET, PROTECTOR	-----	-----	14	18292-415-000
2	RUBBER, PROTECTOR GASKET	-----	-----	2	18293-147-000
3	PIPE COMP., EX.	-----	-----	1	18320-MC7-000
	PIPE COMP., EX.	-----	-----	1	18320-MC7-010
4	STAY, EX. PIPE	-----	-----	1	18322-MC7-000
5	PROTECTOR COMP., EX. PIPE	-----	-----	1	18325-MC7-000
6	MUFFLER COMP., R.	-----	-----	1	18330-MC7-000
	MUFFLER COMP., R.	-----	-----	1	18330-MC7-007
7	PROTECTOR, R. MUFFLER	-----	-----	1	18335-MC7-000
8	EMBLEM, R. MUFFLER PROTECTOR ..	-----	-----	1	18336-MC7-000
	EMBLEM, R. MUFFLER PROTECTOR	-----	-----	1	18336-MC7-305
9	BAND, R. RR. MUFFLER	-----	-----	1	18375-MC7-000
10	BAND, L. RR. MUFFLER	-----	-----	1	18376-MC7-000
11	GASKET, RR. MUFFLER	-----	-----	2	18392-MG7-750

MUFFLER



F14MC7C21

CX500TC'82

QTY

REQ

PART NUMBER

HONDA CODE

FRAME SERIAL NUMBER

FROM TO

Ref. BLOCK NO. F-21
No. DESCRIPTION

11 GASKET, RR. MUFFLER	-----	-----	2	18392-413-000	0493957
12 MUFFLER COMP., L.	-----	-----	1	18430-MC7-000	1216720
MUFFLER COMP., L.	-----	-----	1	18430-MC7-007	1745892
13 PROTECTOR, L. MUFFLER	-----	-----	1	18435-MC7-000	1207711
14 EMBLEM, L. MUFFLER PROTECTOR	-----	-----	1	18435-MC7-000	1207729
EMBLEM, L. MUFFLER PROTECTOR	-----	-----	1	18436-MC7-305	1807825
15 SCREW-WASHER, 6X12	-----	-----	7	90136-MC7-000	1218452
16 SCREW, OVAL, 4X8	-----	-----	4	93700-04008-16	1218627
17 NUT, FLANGE, 8MM	-----	-----	1	94050-08080	0468447
18 BOLT, FLANGE, 8X16	-----	-----	2	95700-08016-08	0347641
BOLT, FLANGE, 8X16	-----	-----	2	95701-08016-08	2374767
BOLT, FLANGE, 8X16	-----	-----	2	95900-08016-08	2048544
BOLT, FLANGE, 8X16	-----	-----	2	95900-08016-08	1591312
BOLT, FLANGE, 8X16	-----	-----	2	96500-08016-08	2138279
19 BOLT, FLANGE, 8X35	-----	-----	1	95700-08035-08	0673442
BOLT, FLANGE, 8X35	-----	-----	1	95701-08035-08	2563260

CX500TC'82

Ref. No.

BLOCK NO.

F-21

DESCRIPTION

FRAME SERIAL NUMBER

FROM

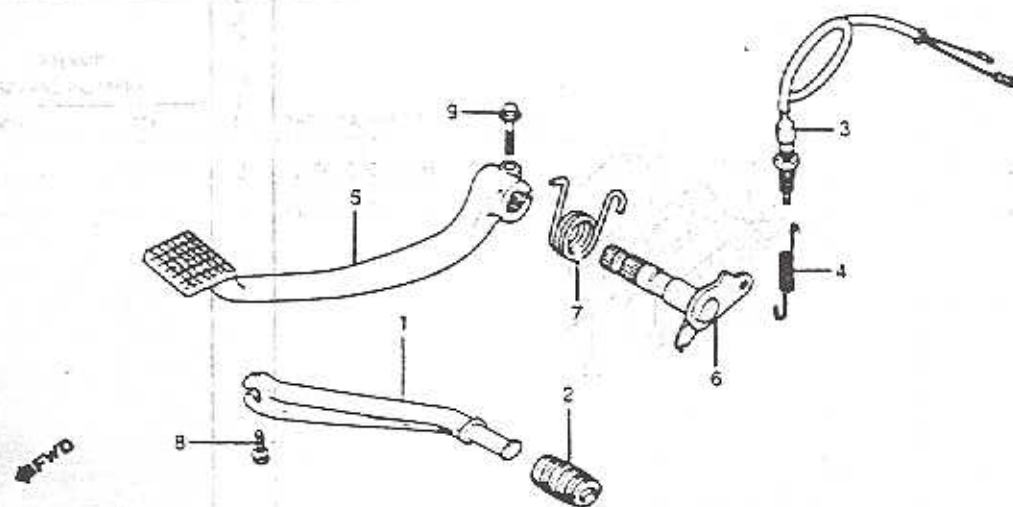
TO

QTY REQ

PART NUMBER

20 BOLT, FLANGE, 8X40	-----	-----	2	95700-08040-00
BOLT, FLANGE, 8X40	-----	-----	2	95701-08040-00

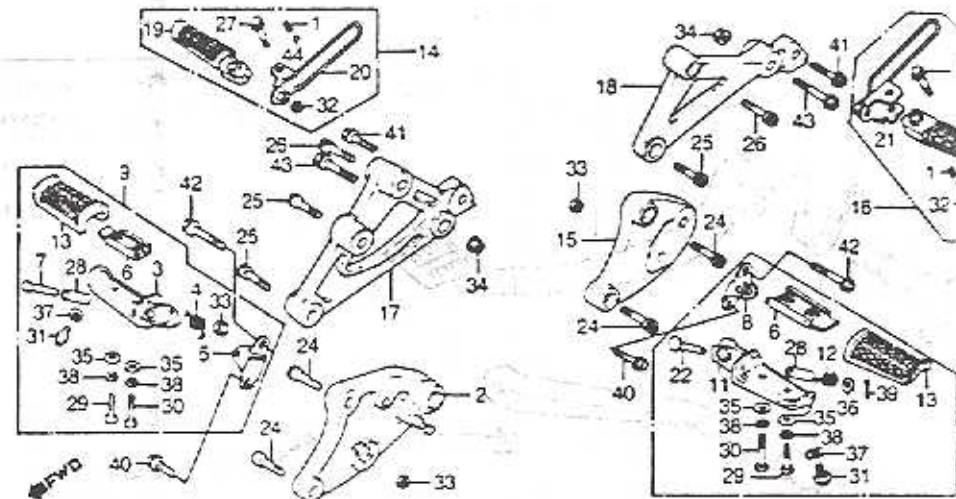
BRAKE PEDAL • GEARSHIFT PEDAL



F14MC7C22

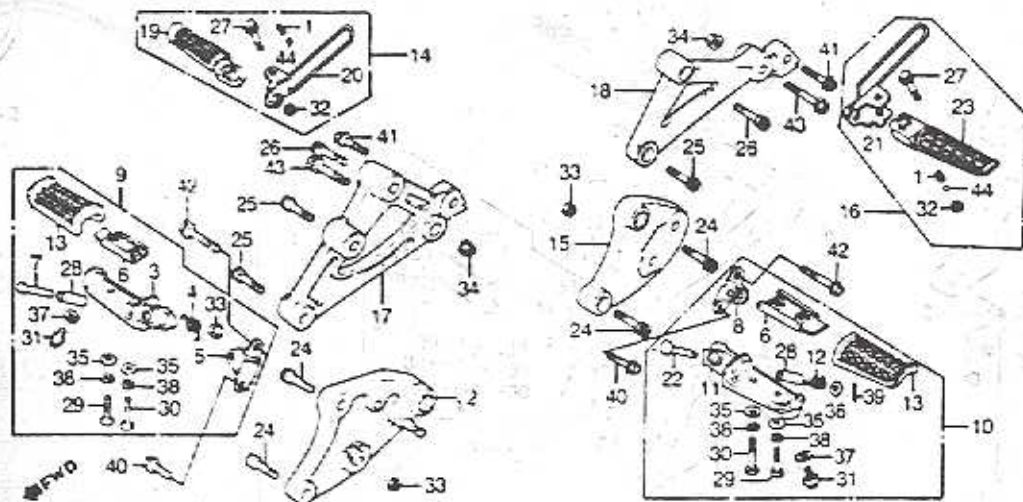
CX500TC'82			Q T Y R E Q	PART NUMBER	HONDA CODE
Ref. No.	BLOCK NO.	F-22			
	DESCRIPTION	FRAME SERIAL NUMBER FROM TO			
1	PEDAL, GEARSHIFT	-----	1	24701-MC7-000	1208339
2	RUBBER, GEARSHIFT PEDAL	-----	1	24781-MC7-000	1208347
3	SWITCH ASSY., RR. STOP	-----	1	35350-415-000	0668822
	SWITCH ASSY., RR. STOP	-----	1	35350-415-405	3825734
4	SPRING, STOP SWITCH	-----	1	35357-MA1-000	1054410
	SPRING, STOP SWITCH	-----	1	35357-MJ1-000	1734581
5	PEDAL, BRAKE	-----	2	46500-MC7-000	1209345
6	SPINDLE COMP., RR. BRAKE	-----	1	46510-MC7-000	1209352
7	SPRING, BRAKE PEDAL	-----	1	46514-MC7-000	1209360
8	BOLT, FLANGE, 6X22	-----	1	95700-06022-08	0252288
	BOLT, FLANGE, 6X22	-----	1	95701-06022-08	2129682
9	BOLT, FLANGE, 6X28	-----	1	95700-06028-00	0483933
	BOLT, FLANGE, 6X28	-----	1	95701-06028-00	2105849

FOOTPEG



CX500TC'82				Q T Y R E Q	PART NUMBER
Ref. No.	BLOCK NO	F-23	FRAME SERIAL NUMBER		
	DESCRIPTION		FROM TO		
1	SPRING, KICK STARTER STOPPER	-----	2	28333-300-000
2	HOLDER, R. FOOTPEG	-----	1	50601-MC7-000
3	ARM, R. FOOTPEG	-----	1	50612-445-840
4	SPRING, R. STEP RETURN	-----	1	50617-445-840
5	BRACKET, R. FOOTPEG	-----	1	50618-445-840
6	PLATE, FOOTPEG STOPPER	-----	2	50619-MC7-000
7	BOLT, FOOTPEG ARM PIVOT	-----	1	50621-438-000
8	BRACKET, L. FOOTPEG	-----	1	50628-445-840
9	FOOTPEG ASSY., R. MAIN	-----	1	50630-MC7-000
10	FOOTPEG ASSY., L. MAIN	-----	1	50640-MC7-000
11	ARM, L. FOOTPEG	-----	1	50642-445-840
12	SPRING, L. STEP RETURN	-----	1	50644-445-840
13	RUBBER, FOOTPEG	-----	2	50651-425-700
14	FOOTPEG ASSY., R. PILLION	-----	1	50700-MC7-000
15	HOLDER, L. FOOTPEG	-----	1	50701-MC7-000
16	FOOTPEG ASSY., L. PILLION	-----	1	50705-MC7-000

FOOTPEG



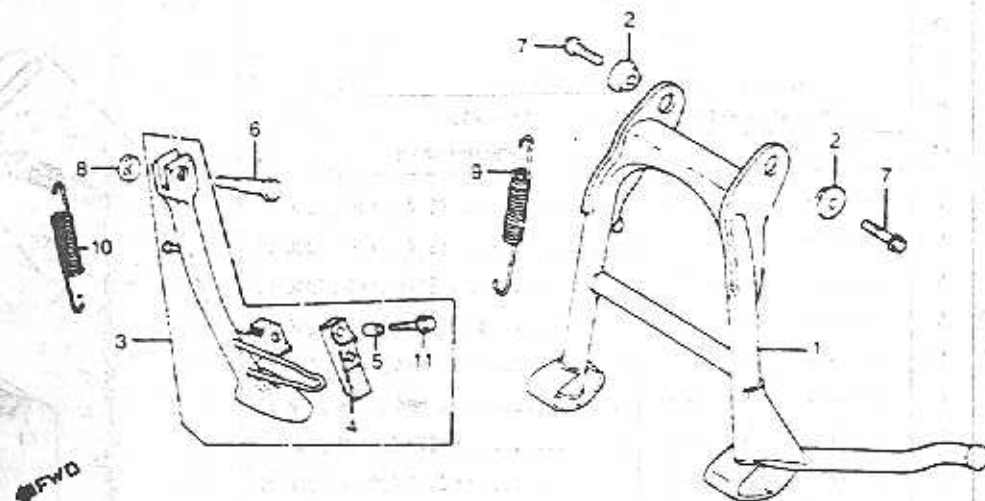
F14MC7C23

CX500TC'82				Q T Y	R E Q	PART NUMBER	HONDA CODE	
Ref. No.	BLOCK NO	F-23	FRAME SERIAL NUMBER					
	DESCRIPTION		FROM					TO
17	BRACKET, R. PILLION FOOTPEG	-----	-----	1	50711-MC7-000	1209576	
18	BRACKET, L. PILLION FOOTPEG	-----	-----	1	50712-MC7-000	1209584	
19	ARM COMP., R. PILLION FOOTPEG	-----	-----	1	50714-MC7-000	1217363	
20	BRACKET, R. PILLION FOOTPEG	-----	-----	1	50715-MC7-000	1217371	
21	BRACKET, L. PILLION FOOTPEG	-----	-----	1	50716-MC7-000	1217389	
22	PIN, FOOTPEG BAR JOINT	-----	-----	1	50716-438-000	1111954	
23	ARM COMP., L. PILLION FOOTPEG	-----	-----	1	50717-MC7-000	1217397	
24	BOLT, SOCKET, 8x28	-----	-----	4	90116-MC7-000	1210731	
	BOLT, SOCKET, 8x27	-----	-----	4	90116-283-000	0265629	
	BOLT, SOCKET, 8MM	-----	-----	4	90116-283-010	0254169	
	BOLT, SOCKET, 8MM (SHOWA)	-----	-----	4	90116-383-721	0750919	
25	BOLT, SOCKET, 8x40	-----	-----	3	90117-MC7-000	1210749	
26	BOLT, SOCKET, 8x45	-----	-----	2	90125-MC7-000	1218445	
27	BOLT, PILLION STEP	-----	-----	2	90187-MC7-000	1396407	
28	COLLAR, FOOTPEG PIVOT	-----	-----	2	90501-445-840	1218494	
29	BOLT, HEX., 5x25	-----	-----	2	92000-05025-0A	0207852	

CX500TC'82

Ref. No.	BLOCK NO. DESCRIPTION	F-23	FRAME SERIAL NUMBER		QTY	R	E	Q	PART NUMBER
			FROM	TO					
29	BOLT, HEX., 5x25				2				92101-05025-0A
30	BOLT, HEX., 5x28				2				92000-05028-0A
31	BOLT, CAP, 8x12				2				92500-08012-0A
	BOLT, HEX. CAP, 8x12				2				92501-08012-0A
32	NUT, HEX., 6mm				2				94001-06020-0S
33	NUT, HEX., 8mm				3				94002-08000-0S
34	NUT, FLANGE, 10mm				2				94050-10080
35	WASHER, PLAIN, 5mm				4				94101-05000
36	WASHER, PLAIN, 8mm				1				94101-08000
37	WASHER, PLAIN, 8mm				2				94102-08000
38	WASHER, SPRING, 5mm				4				94111-05000
39	PIN, COTTER 1.6x15				1				94201-16150
	PIN, COTTER 1.6x25				1				94201-16250
40	BOLT, FLANGE, 8x20				2				95700-08020-00
	BOLT, FLANGE, 8x20				2				95701-08020-00
41	BOLT, FLANGE, 8x32				2				95700-08032-00
	BOLT, FLANGE, 8x32				2				95701-08032-00
42	BOLT, FLANGE, 8x40				2				95700-08040-00
	BOLT, FLANGE, 8x40				2				95701-08040-00
43	BOLT, FLANGE, 10x40				2				95700-10040-00
	BOLT, FLANGE, 10x40				2				95701-10040-00
44	BALL, STEEL, #8 (1/4)				2				96211-08000

SIDE STAND • MAIN STAND

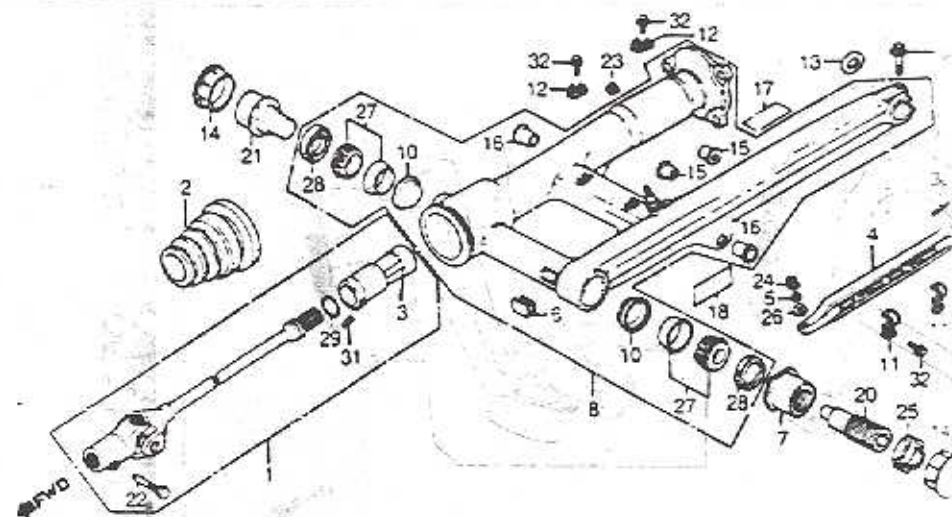


F14MC7C24

CX500TC'82

Ref. No.	BLOCK NO. DESCRIPTION	F-24	FRAME SERIAL NUMBER		QTY REQ	PART NUMBER	HONDA CODE
			FROM	TO			
1	STAND COMP., MAIN				1	50500-MC7-000	1209469
2	COLLAR, MAIN STAND				2	50503-MA1-000	10550.9
3	STAND ASSY., SIDE				1	50540-MC7-000	1209477
4	RUBBER, STAND				1	50548-356-700	0382648
5	COLLAR, STAND RUBBER SETTING				1	50549-356-700	0382655
6	BOLT, SIDE STAND PIVOT				1	90108-223-000	0115246
7	BOLT, FLANGE, 10X25				2	95800-10025-08	0599845
	BOLT, FLANGE, 10X25				2	95801-10025-08	3141819
8	NUT, HEX., 10MM				1	94031-10000	0300608
9	SPRING J, MAIN STAND				1	95014-71902	0671172
10	SPRING D, SIDE STAND				1	95014-72402	0414268
11	BOLT, FLANGE, 6X28				1	95700-06028-00	0483933
	BOLT, FLANGE, 6X28				1	95701-06028-00	2105849

SWINGARM

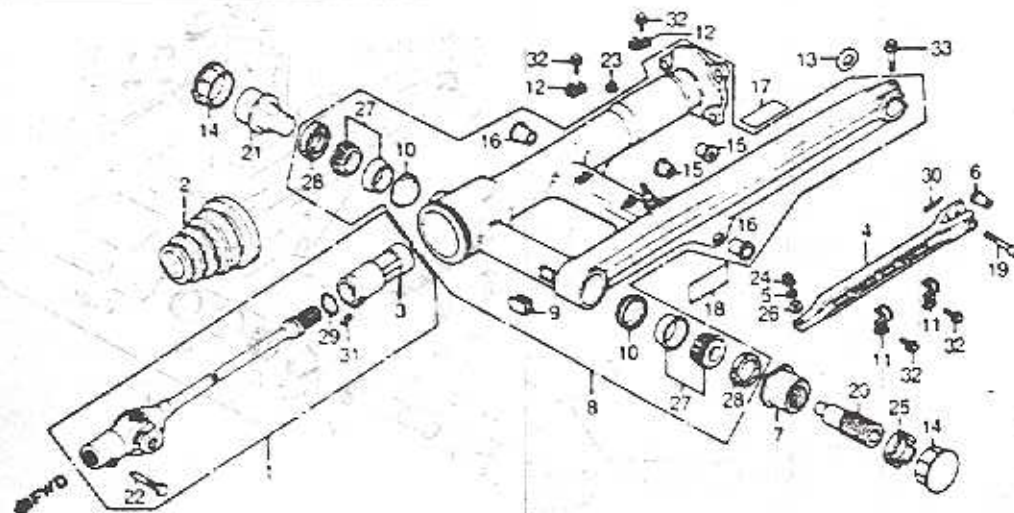


"CAUTION OR WARNING LABELS MUST BE ORDERED SEPARATELY WHEN APPLICABLE"

CX500TC'82

Ref. No.	BLOCK NO. DESCRIPTION	F-25	FRAME SERIAL NUMBER		QTY REQ	PART NUMBER
			FROM	TO		
1	SHAFT COMP., DRIVE				1	40200-MC7-000
2	BOOT, JOINT				1	40207-MC7-000
3	JOINT, DRIVESHAFT				1	40210-415-000
	JOINT, DRIVESHAFT				1	40210-415-010
4	ARM, RR. BRAKE STOPPER				1	43431-MC7-000
5	RUBBER, STOPPER ARM CUSHION				1	43434-286-000
6	COLLAR, LINK				1	43435-MC7-000
7	NUT, SWINGARM PIVOT				1	50197-MA1-300
8	SWINGARM ASSY., RR.				1	52110-MC7-000
9	CAP, RR. SWINGARM DUST				1	52111-MC7-000
10	HOLDER, RR. SWINGARM GREASE				2	52112-MA1-300
11	CLAMP A, RR. BRAKE HOSE				2	52114-MC7-000
12	CLAMP B, RR. BRAKE HOSE				2	52115-MC7-000
13	WASHER, PLAIN, 1.7MM				1	52116-MC7-000
14	CAP, RR. SWINGARM PIVOT				2	52117-MC7-000
15	NUT, COLLAR				2	52468-MC7-300

SWINGARM

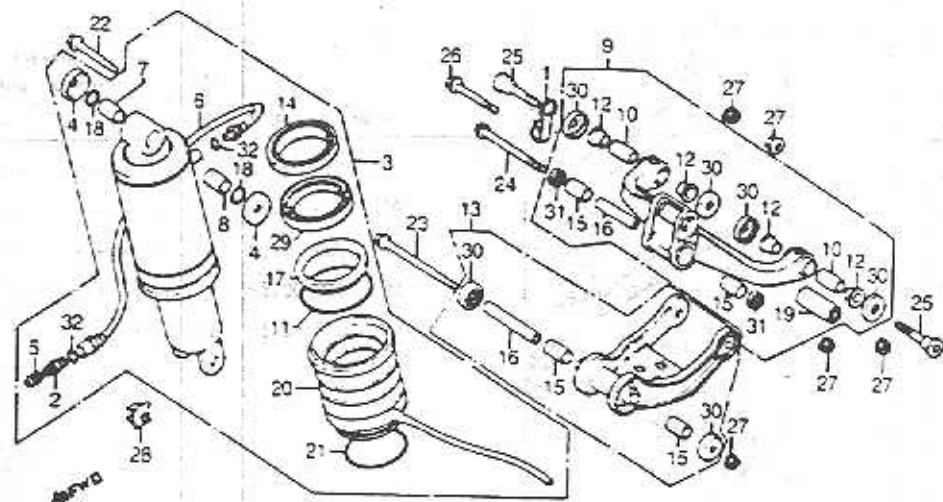


CAUTION OR WARNING LABELS MUST BE ORDERED SEPARATELY WHEN APPLICABLE

CX500TC'82				QTY	R E O	PART NUMBER	HONDA CODE
Ref No.	BLOCK NO DESCRIPTION	FRAME SERIAL NUMBER FROM TO					
16	COLLAR, RR. SWINGARM	-----	-----	2		52469-MC7-000	1217546
17	LABEL, MUFFLER CAUTION	-----	-----	1		87504-028-670	0117747
18	LABEL, TIRE CAUTION	-----	-----	1		87505-MC7-670	1218221
19	BOLT, RR. BRAKE STOPPER ARM	-----	-----	1		90120-MC7-000	1210772
20	BOLT, PIVOT	-----	-----	1		90121-MA1-000	1057223
21	BOLT, R. RR. SWINGARM PIVOT	-----	-----	1		90121-MC7-000	1210780
22	BOLT, SPECIAL, 8MM	-----	-----	1		90127-415-000	0670695
23	NUT, HEX., 10MM	-----	-----	3		90308-357-000	0322156
24	NUT, FLANGE, 8MM	-----	-----	1		90309-428-731	1001197
25	NUT, RR. SWINGARM PIVOT	-----	-----	1		90355-469-000	0875401
26	WASHER A, HANDLE HOLDER SETTING ..	-----	-----	1		90524-030-000	0021279
27	BEARING, 30203J	-----	-----	2		91066-MC7-003	1218510
	BEARING, 30203J	-----	-----	2		91066-MC7-004	1218528
28	DUST SEAL, 26x40x5	-----	-----	2		91268-463-003	0886309
29	O-RING, 22x1.7	-----	-----	1		91359-415-300	0671081
30	PIN, COTTER 2.0x15	-----	-----	1		94201-20150	0058347

CX500TC'82		FRAME SERIAL NUMBER		QTY REQ	PART NUMBER
Ref. No.	BLOCK NO. F-25 DESCRIPTION	FROM	TO		
31	PIN, SPRING, 4x22	-----	-----	1	94305-40222
32	BOLT, FLANGE, 6x10	-----	-----	4	95700-06010-00
	BOLT, FLANGE, 6x10	-----	-----	4	95701-06010-00
33	BOLT, FLANGE, 8x32	-----	-----	1	95700-08032-00
	BOLT, FLANGE, 8x32	-----	-----	1	95701-08032-00

REAR SHOCK ABSORBER

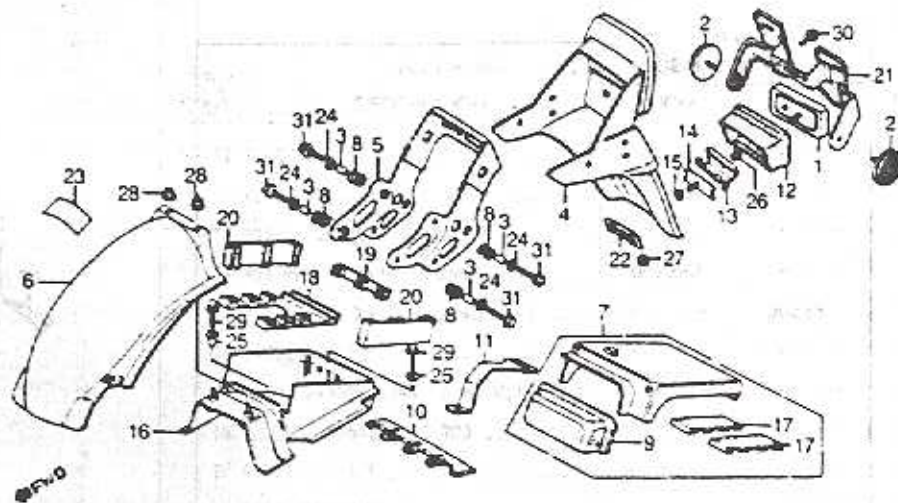


F14MC7C26

CX500TC'82		QTY	PART NUMBER	HONDA CODE
Ref. No.	DESCRIPTION			
1	CLAMP, OIL HOSE	1	45156-MC7-000	1217215
2	VALVE COMP., AIR (SHOWA)	1	51456-469-013	0950428
3	SHOCK ABSORBER ASSY., RR.	1	52400-MC7-003	1217496
	SHOCK ABSORBER ASSY., RR.	1	52400-MC7-013	1960327
	SHOCK ABSORBER ASSY., RR.	1	52400-MC7-013	1960327
	SHOCK ABSORBER ASSY., RR.	1	52400-MC7-023	1258243
	SHOCK ABSORBER ASSY., RR.	1	52400-MC7-023	1258243
	SHOCK ABSORBER ASSY., RR.	1	52400-MC7-023	1258243
4	CAP	2	52406-MA1-611	1270289
	CAP	2	52406-MC7-003	1217504
5	CAP, AIR VALVE (SHOWA)	1	52425-169-003	1008853
6	HOSE, RR. SHOCK ABSORBER (SHOWA)	1	52432-MA1-003	1055243
7	METAL, BUSH	1	52452-MA1-611	1270305
	METAL, BUSH	1	52452-MA1-731	1087766
8	COLLAR, BUSH	1	52453-MA1-731	1087774
9	ARM ASSY., DAMPER	1	52460-MC7-000	1209766
10	COLLAR, CONNECTING ROD PIVOT	2	52462-MA2-000	1061266

CX500TC'82		QTY	PART NUMBER
Ref. No.	DESCRIPTION		
11	RING B, STOPPER	1	52463-MC7-003
	RING B, STOPPER	1	52463-MC7-013
12	BUSH, CONNECTING ROD	4	52465-MC7-300
13	ROD ASSY., DAMPER CONNECTING	1	52470-MA1-010
	ROD ASSY., DAMPER CONNECTING	1	52470-MC7-000
14	CASE, GUIDE	1	52472-MC7-003
15	BUSH, DAMPER CONNECTING ROD	4	52474-MA1-003
16	COLLAR, CONNECTING ROD	2	52475-MA1-000
17	RING, BACK UP	1	52477-MC7-003
	RING, BACK UP	1	52477-MC7-013
18	O-RING, 14.5X1.5	2	52478-MC7-003
	O-RING, 14.5X1.5 (NDK)	2	91316-PB2-003
19	BUSH, DAMPER	1	52485-MA2-003
20	BOOT COMP., RR. DAMPER	1	52611-MC7-003
21	BAND, BOOT	1	52612-MA2-003
22	BOLT, FLANGE, 10X64	1	90152-MA1-000
23	BOLT, UBS, 10X100	1	90153-MA1-000
24	BOLT, UBS, 10X96	1	90154-MA1-000
25	BOLT, SHOCK ARM	2	90186-MC7-000
26	BOLT D, FLANGE	1	90189-MA2-000
27	NUT, AXLE, 10MM	5	90304-GA6-003
28	CLIP, HOSE	1	90662-MA1-003
29	OIL SEAL, 65X80X10.5	1	91257-MC7-003
30	SEAL, RR. SHOCK ABSORBER CONNECTING ROD PIVOT (ARAI) ...	6	91262-MA0-013
	SEAL, RR. SHOCK ABSORBER CONNECTING ROD PIVOT (NDK)	6	91262-MA0-015
31	DUST SEAL, CONNECTING ROD PIVOT (NDK)	2	91262-MA1-005
	DUST SEAL, CONNECTING ROD PIVOT ..	2	91262-MB2-005
32	O-RING, 5.8X1.9	2	91301-469-003
	O-RING, 5.8X1.9	2	91305-323-000
	O-RING, 5.6X1.9 (ARAI)	2	91318-ME5-003

REAR FENDER



F14MC7C27

CX500TC'82

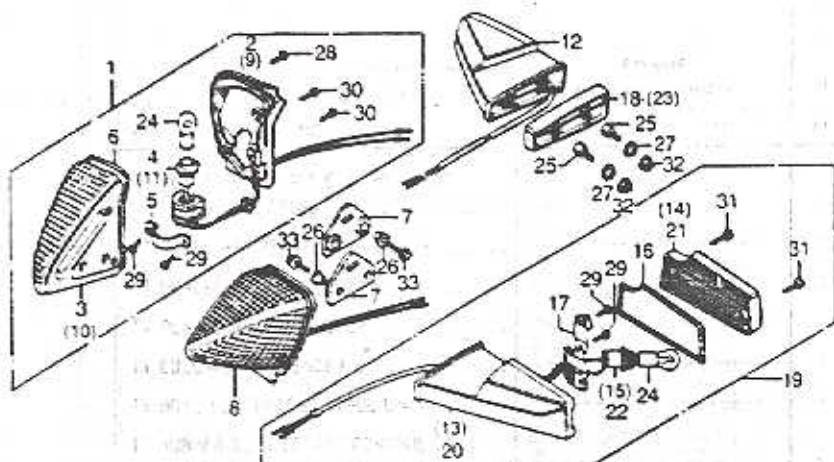
Ref. No.	BLOCK NO. DESCRIPTION	F-27	FRAME SERIAL NUMBER		QTY REQ	PART NUMBER	HONDA CODE
			FROM	TO			
1	REFLECTOR, REFLEX		-----	-----	1	33741-MC7-611	1216944
	REFLECTOR, REFLEX		-----	-----	1	33741-MC7-612	1853811
2	REFLECTOR, RR. REFLEX		-----	-----	2	33741-HB9-641	2898682
	REFLECTOR, RR. REFLEX		-----	-----	2	33741-148-871	0799999
	REFLECTOR, RR. REFLEX		-----	-----	2	33741-148-872	2038198
3	COLLAR, SEAT LOCK		-----	-----	4	77112-397-770	1217892
4	FENDER A, RR.		-----	-----	1	80100-MC7-307	2956159
	FENDER A, RR.		-----	-----	1	80100-MC7-670	1217900
5	PLATE, TAILLIGHT		-----	-----	1	80101-MC7-000	1210277
6	FENDER B, RR.		-----	-----	1	80105-MC7-000	1210301
7	COVER, ELECTRIC CONTROL UNIT		-----	-----	1	80106-MC7-000	1210310
8	RUBBER B, RR. FENDER		-----	-----	4	80106-028-010	0132001
9	RUBBER, ELECTRIC CONTROL UNIT COVER		-----	-----	1	80107-MC7-300	1210327
10	RUBBER, ELECTRIC CONTROL UNIT ...		-----	-----	1	80108-MC7-000	1217918

CX500TC'82

REAR FENDER

Ref. No.	BLOCK NO. DESCRIPTION	F-27	FRAME SERIAL NUMBER		QTY REQ	PART NUMBER
			FROM	TO		
11	PLATE, ELECTRIC CONTROL UNIT COVER SETTING		-----	-----	1	80109-MC7-000
12	BASE, RR. REFLEX REFLECTOR		-----	-----	1	80111-MC7-000
13	BRACKET, RR. REFLECTOR		-----	-----	1	80112-MC7-000
14	PLATE, RR. REFLECTOR		-----	-----	1	80113-MC7-000
15	COLLAR, RR. FENDER		-----	-----	1	80114-MC7-000
16	BOX, ELECTRIC CONTROL UNIT		-----	-----	1	80205-MC7-000
17	RUBBER D, ELECTRIC CONTROL UNIT COVER		-----	-----	2	80207-MC7-000
18	RUBBER, ELECTRIC CONTROL UNIT BOX		-----	-----	1	80208-MC7-000
19	RUBBER C, ELECTRIC CONTROL UNIT BOX		-----	-----	1	80209-MC7-000
20	RUBBER B, ELECTRIC CONTROL UNIT BOX		-----	-----	2	80211-MC7-000
21	BRACKET, NUMBER PLATE		-----	-----	1	84701-MC7-670
22	PLATE, NUMBER BRACKET SETTING ...		-----	-----	1	84702-MA1-000
23	DIAGRAM, VACUUM HOSE ROUTING		-----	-----	1	87135-MC7-670
24	WASHER, CHAIN CASE SETTING		-----	-----	4	90504-124-000
25	COLLAR, GEARSHIFT LEVER SETTING ..		-----	-----	2	90522-170-700
26	NUT, FLANGE, 5MM		-----	-----	1	94050-05080
27	NUT, FLANGE, 6MM		-----	-----	2	94050-06000
28	NUT, FLANGE, 6MM		-----	-----	2	94050-06080
29	BOLT, FLANGE, 6X12		-----	-----	2	95700-06012-08
	BOLT, FLANGE, 6X12		-----	-----	2	95701-06012-08
30	BOLT, FLANGE, 6X14		-----	-----	2	95700-06014-00
	BOLT, FLANGE, 6X14		-----	-----	2	95701-06014-00
31	BOLT, FLANGE, 6X25		-----	-----	4	95700-06025-07
	BOLT, FLANGE, 6X25		-----	-----	4	95701-06025-07

TURN SIGNAL



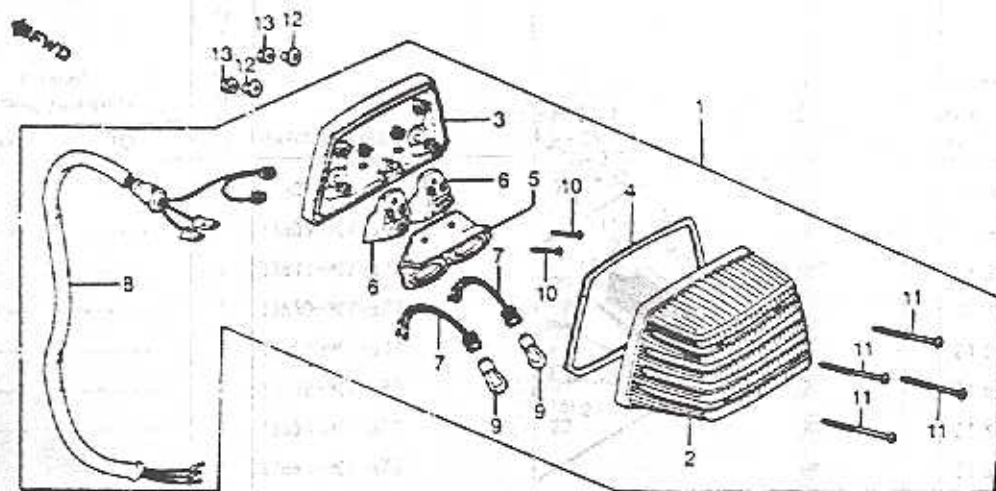
F14MC7C28

CX500TC'82		FRAME SERIAL NUMBER	QTY R E O	PART NUMBER	HONDA CODE
Ref. No.	BLOCK NO. F-28 DESCRIPTION	FROM TO			
1	TURN SIGNAL ASSY., R. FR.	-----	1	33400-MC7-671	1214782
2	BASE COMP., R.	-----	1	33401-MC7-611	1214790
3	LENS COMP., R.	-----	1	33402-MC7-671	1214808
4	CABLE COMP., R.	-----	1	33403-MC7-611	1214816
5	HOLDER, SOCKET	-----	2	33404-MC7-611	1214824
6	GASKET, TURN SIGNAL	-----	2	33405-MC7-611	1214832
7	RUBBER, TURN SIGNAL SETTING	-----	2	33445-MC7-000	1208552
8	TURN SIGNAL ASSY., L. FR.	-----	1	33450-MC7-671	1214840
9	BASE COMP., L.	-----	1	33451-MC7-611	1214857
10	LENS COMP., L.	-----	1	33452-MC7-671	1214865
11	CABLE COMP., L.	-----	1	33453-MC7-611	1214873
12	TURN SIGNAL ASSY., R. RR.	-----	1	33600-MC7-671	1214881
13	BASE COMP., R. TURN SIGNAL	-----	1	33601-MC7-611	1214899
14	LENS COMP., R. TURN SIGNAL	-----	1	33602-MC7-671	1214907
15	SOCKET COMP., R. TURN SIGNAL	-----	1	33603-MC7-671	1214915
16	GASKET, TURN SIGNAL	-----	2	33604-MC7-611	1214923

CX500TC'82

Ref. No.	BLOCK NO. F-28 DESCRIPTION	FRAME SERIAL NUMBER		QTY R E O	PART NUMBER
		FROM	TO		
17	HOLDER, SOCKET	-----	-----	2	33605-MC7-601
	HOLDER, SOCKET	-----	-----	2	33605-MC7-611
18	SPACER, R. RR. TURN SIGNAL	-----	-----	1	33611-MC7-670
19	TURN SIGNAL ASSY., L. RR.	-----	-----	1	33650-MC7-671
20	BASE COMP., L. TURN SIGNAL	-----	-----	1	33651-MC7-611
21	LENS COMP., L. TURN SIGNAL	-----	-----	1	33652-MC7-671
22	SOCKET COMP., L. TURN SIGNAL	-----	-----	1	33653-MC7-671
23	SPACER, L. RR. TURN SIGNAL	-----	-----	1	33661-MC7-670
24	BULB, TURN SIGNAL (12V 23W)	-----	-----	4	34905-268-671
25	BOLT, RR. TURN SIGNAL	-----	-----	4	90122-MC7-670
26	COLLAR, 6.2X13	-----	-----	4	90501-MA3-720
27	COLLAR, GEARSHIFT LEVER SETTING ..	-----	-----	4	90522-170-700
28	SCREW, 4X14	-----	-----	2	93500-04014-06
29	SCREW, TAPPING, 4X12	-----	-----	8	93901-34320
30	SCREW, TAPPING, 4X16	-----	-----	4	93901-34480
31	SCREW, TAPPING, 4X25	-----	-----	4	93901-34680
32	NUT, FLANGE, 6MM	-----	-----	4	94050-06000
33	BOLT, FLANGE, 6X20	-----	-----	4	95700-06020-00
	BOLT, FLANGE, 6X20	-----	-----	4	95701-06020-00

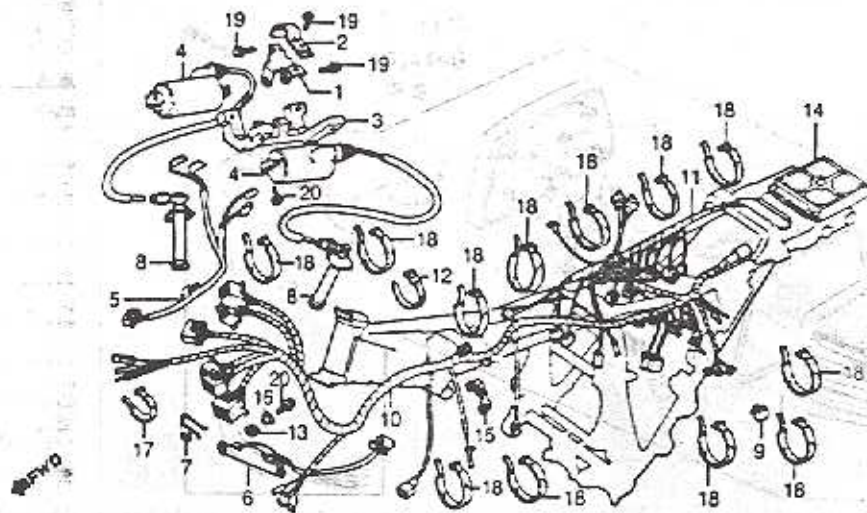
TAILLIGHT



F14AC7C28

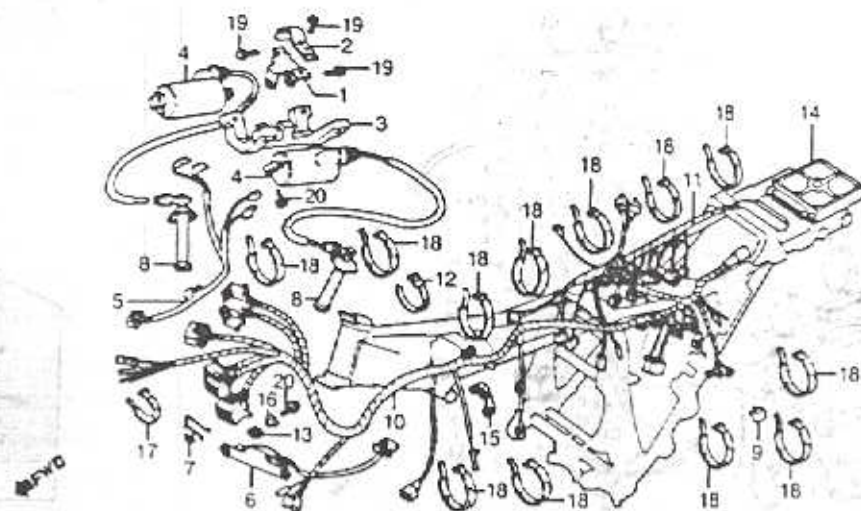
CX500TC'82		FRAME SERIAL NUMBER		QTY REQ	PART NUMBER	HONDA CODE
Ref. No.	BLOCK NO DESCRIPTION	FROM	TO			
1	TAILLIGHT UNIT	-----	-----	1	33701-MC7-671	1215003
2	LENS, TAILLIGHT	-----	-----	1	33702-MC7-671	1215011
3	BASE COMP., TAILLIGHT	-----	-----	1	33703-MC7-611	1220599
4	GASKET, TAILLIGHT LENS	-----	-----	1	33704-MC7-671	1215037
5	STAY	-----	-----	1	33705-MC7-671	1215045
6	SOCKET COMP.	-----	-----	2	33706-MC7-611	1216910
7	CABLE COMP.	-----	-----	2	33707-MC7-611	1216928
8	CABLE COMP., SUB	-----	-----	1	33708-MC7-611	1216936
9	BULB, TAILLIGHT (STANLEY) (12V 27/8W)	-----	-----	2	34906-425-771	0924134
10	SCREW, TAPPING, 4X14	-----	-----	2	90104-MC7-611	1218429
11	SCREW, TAPPING, 4X40	-----	-----	4	90105-KB4-003	1187624
12	COLLAR, GEARSHIFT LEVER SETTING ..	-----	-----	2	90522-170-700	0941138
13	NUT, FLANGE, 6MM	-----	-----	2	94050-06080	0612689

WIRE HARNESS • IGNITION COIL



CX500TC-B2		FRAME		QTY	PART NUMBER
Ref. No.	BLOCK NO. F-30 DESCRIPTION	SERIAL NUMBER			
		FROM	TO	REQD	
1	BRACKET, IGNITION COIL	-----	-----	1	30403-MC7-000
2	BRACKET B, IGNITION COIL	-----	-----	1	30404-MC7-000
3	STAY, IGNITION COIL	-----	-----	1	30405-MC7-000
4	COIL COMP., IGNITION	-----	-----	2	30510-MC7-000
5	SUB CABLE, IGNITION COIL	-----	-----	1	30511-MC7-000
6	RESISTOR ASSY.	-----	-----	1	30512-MC7-003
7	GUIDE, RESISTOR CABLE	-----	-----	1	30515-MC7-000
8	CAP ASSY., PLUG	-----	-----	2	30700-MC7-000
9	RECTIFIER ASSY., SILICON (STANLEY)	-----	-----	1	31700-124-003
	RECTIFIER ASSY., SILICON (SHINDENGEN)	-----	-----	1	31700-124-008
10	HARNESS, CABLE	-----	-----	1	32100-MC7-000
11	HARNESS, SUB CABLE	-----	-----	1	32101-MC7-000
12	BAND B1, CABLE	-----	-----	1	32161-404-610
13	RUBBER, RESISTOR SETTING	-----	-----	2	34931-MC7-000

WIRE HARNESS • IGNITION COIL

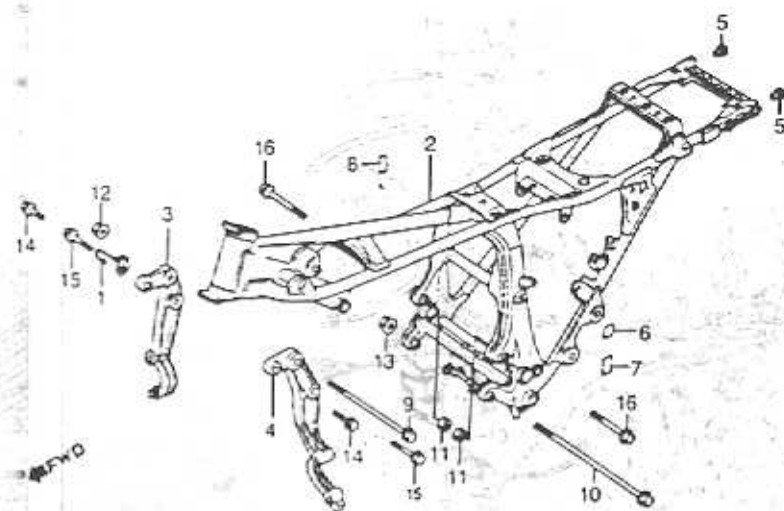


F14AC7C30

CX500TC'82

Ref. No.	BLOCK NO. DESCRIPTION	F-30	FRAME SERIAL NUMBER		QTY REQ	PART NUMBER	HONDA CODE
			FROM	TO			
14	UNIT ASSY., CONTROL		-----	-----	1	38770-MC7-671	1216985
	UNIT ASSY., CONTROL (REMANUFACTURED)		-----	-----	1	38770-MC7-671RM	1957034
			-----	-----	(1)	38770-MC7-671RM	1957034
	UNIT ASSY., CONTROL		-----	-----	1	38770-MC7-672	1257245
			-----	-----	(1)	38770-MC7-672	1257245
	UNIT ASSY., CONTROL		-----	-----	1	38770-MC7-672RM	1962869
			-----	-----	(1)	38770-MC7-672RM	1962869
15	CLIP, THROTTLE CABLE		-----	-----	1	50732-MC7-000	1217405
16	COLLAR, FR. FENDER		-----	-----	2	61104-428-000	0687558
	COLLAR, RR. FENDER		-----	-----	2	61105-428-000	0686782
17	BAND A1, CABLE		-----	-----	1	95014-61100	0255661
18	BAND A2, CABLE		-----	-----	12	95014-61200	0255679
19	BOLT, FLANGE, 6X10		-----	-----	3	95700-06010-00	0350488
	BOLT, FLANGE, 6X10		-----	-----	3	95701-06010-00	2410876
20	BOLT, FLANGE, 6X22		-----	-----	6	95700-06022-00	0483925
	BOLT, FLANGE, 6X22		-----	-----	6	95701-06022-00	2105823

FRAME

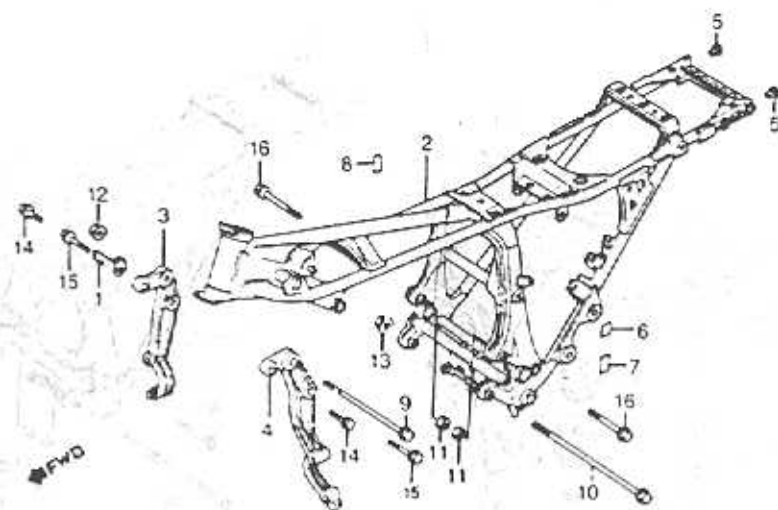


CAUTION OR WARNING LABELS MUST BE ORDERED SEPARATELY WHEN APPLICABLE

CX500TC'82

Ref. No.	BLOCK NO. DESCRIPTION	F-31	FRAME SERIAL NUMBER		QTY REQ	PART NUMBER
			FROM	TO		
1	CLIP B, BREATHER TUBE		-----	-----	1	17356-MC7-000
2	FRAME COMP. *NH1* (BLACK)		-----	-----	1	50100-MC7-000ZA
3	BRACKET, R. FR. ENGINE HANGER		-----	-----	1	50311-MC7-000
4	BRACKET, L. FR. ENGINE HANGER		-----	-----	1	50321-MC7-000
5	CAP, UPPER PIPE		-----	-----	2	84105-MC7-000
6	LABEL, BATTERY CAUTION		-----	-----	1	87506-MC7-610
7	LABEL, RADIATOR CAUTION		-----	-----	1	87508-MA1-770
8	LABEL, RR. RUBBER CAUTION		-----	-----	1	87518-MC7-610
9	BOLT, HEX., 10X212		-----	-----	1	90109-MC7-000
10	BOLT, FLANGE, 12X308		-----	-----	1	90110-415-000
11	NUT, HEX., 10MM		-----	-----	2	94030-10000
12	NUT, FLANGE, 10MM		-----	-----	1	94050-10080
13	NUT, FLANGE, 12MM		-----	-----	1	94050-12000
14	BOLT, FLANGE, 10X20		-----	-----	2	95700-10020-00
	BOLT, FLANGE, 10X20		-----	-----	2	95701-10020-00

FRAME

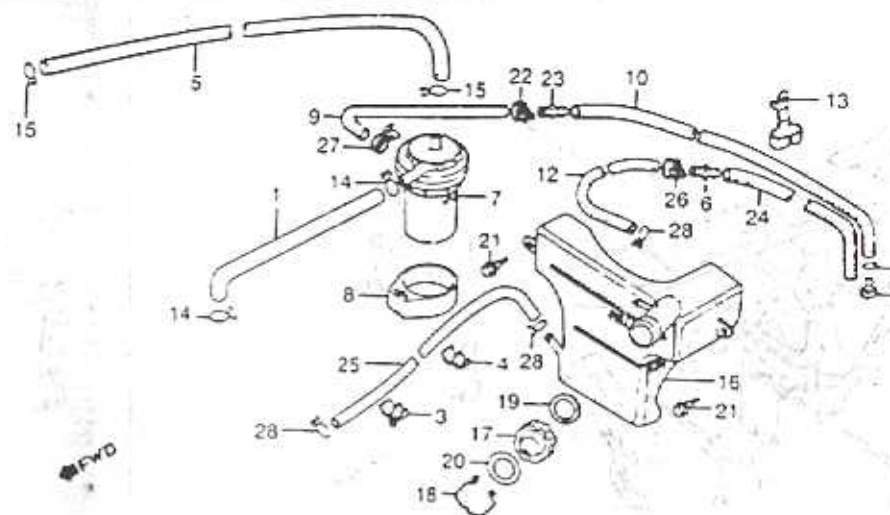


"CAUTION OR WARNING LABELS MUST BE ORDERED SEPARATELY WHEN APPLICABLE"

F14AC7C31

CX500TC'82		QTY	PART NUMBER	HONDA CODE	
Ref. No.	BLOCK NO. F-31				FRAME SERIAL NUMBER
DESCRIPTION					FROM TO
15 BOLT, FLANGE, 10x40		-----	2	95800-10040-08	0612861
BOLT, FLANGE, 10x40		-----	2	95801-10040-08	2374874
BOLT, FLANGE, 10x35		-----	2	96400-10040-08	2729077
16 BOLT, FLANGE, 10x70		-----	2	95800-10070-00	0496547
BOLT, FLANGE, 10x70		-----	2	95801-10070-00	4536918

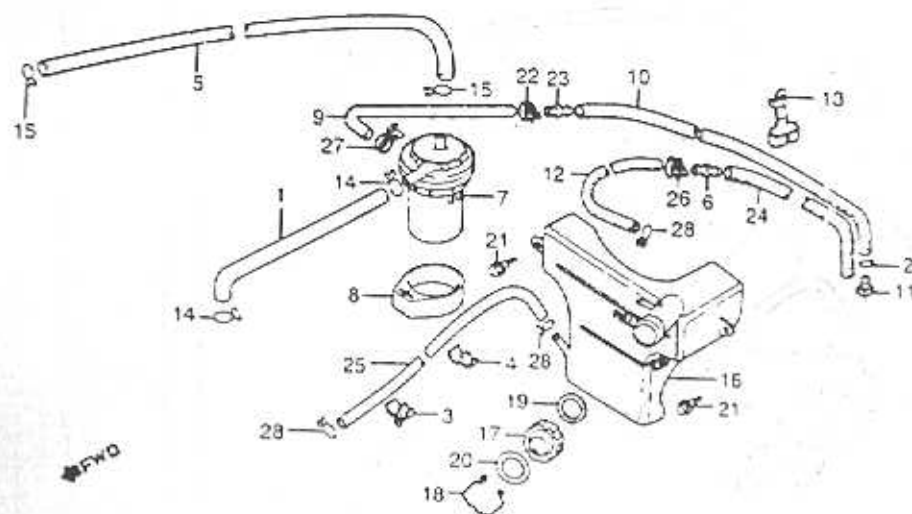
RESERVE TANK • BREATHER SEPARATOR



"CAUTION OR WARNING LABELS MUST BE ORDERED SEPARATELY WHEN APPLICABLE"

CX500TC'82		CX500TC'82		QTY	PART NUMBER
Ref. No.	BLOCK NO. F-32	FRAME SERIAL NUMBER			
	DESCRIPTION	FROM	TO		
1	TUBE B, BREATHER	-----	-----	1	15761-MC7-000
2	CLIP, BREATHER TUBE	-----	-----	1	15772-292-010
3	CLIP C, BREATHER TUBE	-----	-----	1	17355-MC7-000
4	CLIP A, BREATHER TUBE	-----	-----	1	17357-MC7-000
5	TUBE, BREATHER	-----	-----	1	17358-MC7-000
6	JOINT, BREATHER TUBE	-----	-----	1	17359-419-670
7	SEPAKATOR COMP., BREATHER	-----	-----	1	17360-MC7-000
8	BAND, BREATHER SEPARATOR	-----	-----	1	17366-435-000
9	TUBE C, DRAIN	-----	-----	1	17367-MC7-000
10	TUBE B, DRAIN	-----	-----	1	17369-MC7-000
11	PLUG, BREATHER TUBE	-----	-----	1	17370-382-870
12	TUBE A, FUEL	-----	-----	1	17371-MC7-000
13	GUIDE, DRAIN TUBE	-----	-----	1	17375-MC7-000
14	CLIP, SUB TANK HOSE	-----	-----	2	17724-102-700
15	CLIP, AIR HOSE, 16	-----	-----	2	18534-634-670
16	TANK, RESERVE	-----	-----	1	19103-MA1-000

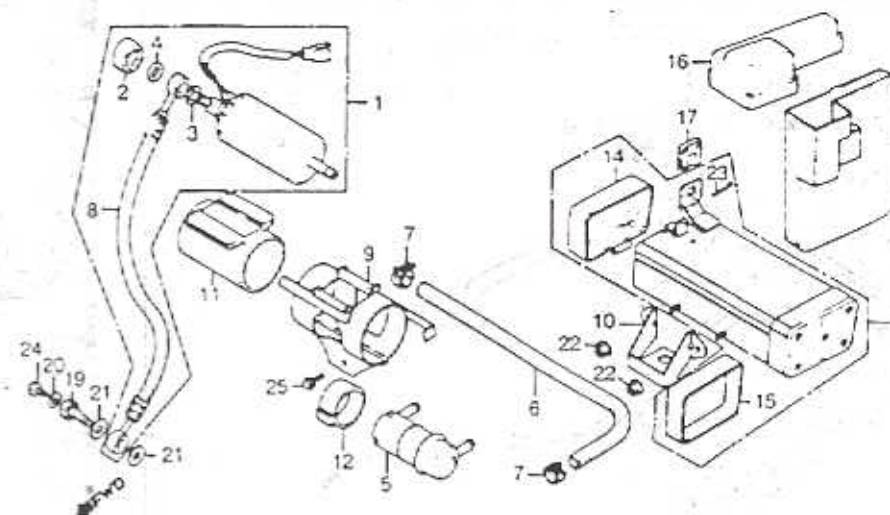
RESERVE TANK • BREATHER SEPARATOR



F14MC7C32

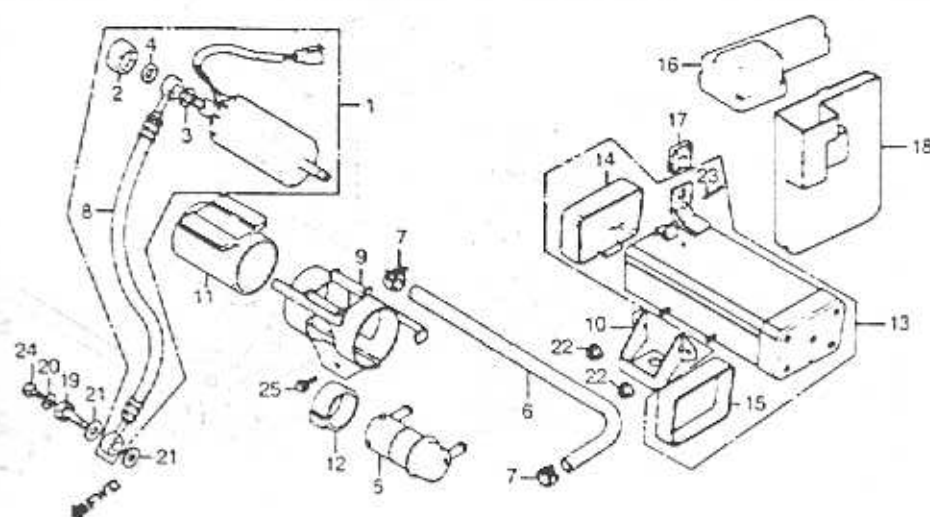
CX500TC B2		QTY	R E C	PART NUMBER	HONDA CODE
Ref. No.	BLOCK NO DESCRIPTION				
17	CAP, RESERVE TANK	1		19104-415-000	0667543
18	CABLE, CAP LOCK	1		19105-415-000	0667550
19	GASKET, RESERVE TANK	1		19106-415-000	0667568
20	LABEL, RESERVE TANK	1		87507-415-670	0670463
21	BOLT, FLANGE, 6MM	2		90111-162-000	0811141
22	CLIP, TUBE	1		91462-393-780	0634139
23	JOINT, TUBE	1		91463-393-780	0634147
24	TUBE, FUEL, 7.3X350	1		95001-75350-40	1057579
	TUBE, FUEL, 7.3X400	1		95001-75400-40	1218718
25	TUBE, FUEL, 7.3X920 (BULK HOSE: 95001-55008-40M)	1		95001-75920-40	1218726
26	CLIP A15, TUBE	1		95002-01150	0671206
27	CLIP A16, TUBE	1		95002-01160	0277590
28	CLIP, TUBE, B12	3		95002-02120	0335034

FUEL PUMP • TOOL BOX



CX500TC B2		QTY	R E C	PART NUMBER
Ref. No.	BLOCK NO DESCRIPTION			
1	PUMP ASSY., FUEL	1		16700-MC7-003
2	NUT, PUMP HEX.	1		16701-MC7-003
3	WASHER, PUMP	1		16702-MC7-003
4	GASKET, PUMP	1		16703-MC7-003
5	FILTER ASSY., FUEL	1		16910-MC7-003
6	HOSE, FUEL	1		16966-MC7-000
7	CLIP B, FUEL HOSE	2		16968-MC7-000
8	HOSE ASSY., FUEL	1		17965-MC7-003
9	BAND, FUEL PUMP	1		50328-MC7-000
10	STAY, FUEL PUMP SETTING	1		50329-MC7-000
11	RUBBER, FUEL PUMP BAND	1		50331-MC7-000
12	RUBBER, FILTER BAND	1		50333-MC7-000
13	BOX ASSY., TOOL	1		89501-MC7-000
14	CAP, TOOL BOX	1		89503-MC7-000
15	RUBBER, TOOL BOX BAND	1		89504-MC7-000
16	CAP, OWNERS MANUAL	1		89506-MC7-000

FUEL PUMP • TOOL BOX

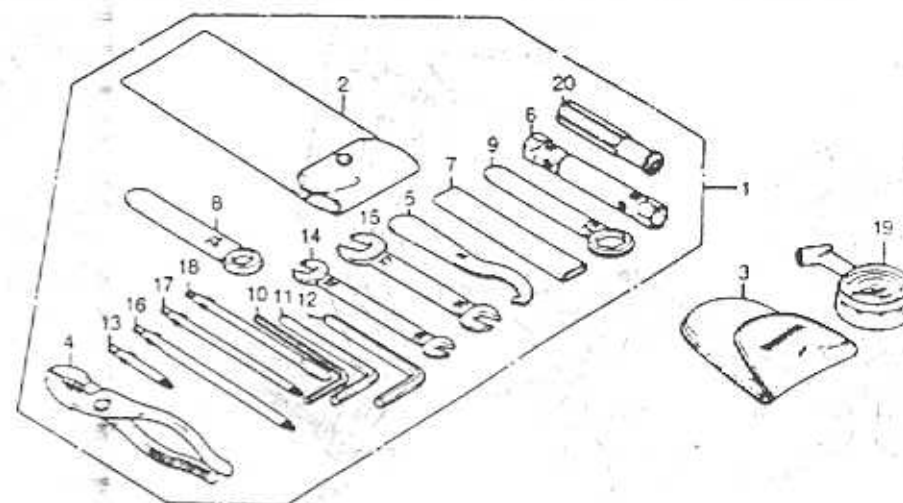


F14MC7C33

CX500TC82

Ref. No.	BLOCK NO. DESCRIPTION	FRAME SERIAL NUMBER		QTY REQ	PART NUMBER	HONDA CODE
		FROM	TO			
17	RUBBER, OWNERS MANUAL CASE	-----	-----	1	89507-MC7-000	1218395
18	CASE, OWNERS MANUAL	-----	-----	1	89508-MC7-000	1218403
19	BOLT, FUEL HOSE	-----	-----	1	90196-MC7-000	1210822
20	WASHER, SEALING, 6.5X12	-----	-----	1	90461-357-000	0350215
21	WASHER, FUEL BOLT	-----	-----	2	90496-MC7-000	1210871
22	NUT, FLANGE, 6MM	-----	-----	2	94050-06080	0612689
23	PIN, COTTER, 2.0MM	-----	-----	1	94201-02280	1218676
24	BOLT, FLANGE, 6X10	-----	-----	1	95700-06010-00	0350488
	BOLT, FLANGE, 6X10	-----	-----	1	95701-06010-00	2410876
25	BOLT, FLANGE, 6X20	-----	-----	1	95700-06020-00	0488684
	BOLT, FLANGE, 6X20	-----	-----	1	95701-06020-00	2105815

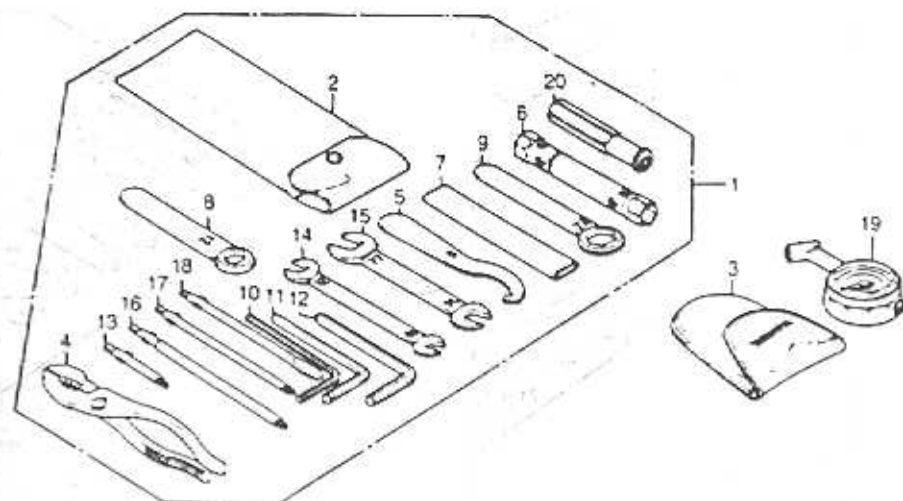
TOOLS



CX500TC82

Ref. No.	BLOCK NO. DESCRIPTION	FRAME SERIAL NUMBER		QTY REQ	PART NUMBER
		FROM	TO		
1	TOOL SET	-----	-----	1	89010-MC7-000
2	BAG, TOOL	-----	-----	1	89101-MC7-000
3	BAG, AIR PRESSURE GAUGE	-----	-----	1	89102-469-003
4	PLIERS, 150	-----	-----	1	89210-422-000
5	WRENCH, PIN	-----	-----	1	89215-422-000
6	WRENCH, BOX, 18.5X17	-----	-----	1	89216-MC7-000
7	HANDLE, EYE WRENCH, 120MM	-----	-----	1	89217-422-000
8	WRENCH, EYE, 12	-----	-----	1	89218-MC7-000
9	WRENCH, EYE, 22MM	-----	-----	1	89218-422-000
10	WRENCH, HEX., 6MM	-----	-----	1	89221-422-000
11	WRENCH, HEX., 8MM	-----	-----	1	89222-422-000
12	WRENCH, HEX., 10MM	-----	-----	1	89223-MC7-000
13	DRIVER 4, SCREW	-----	-----	1	89224-MC7-000
14	SPANNER, 10X12	-----	-----	1	89225-422-000
15	OPEN END WRENCH, 14X17	-----	-----	1	89226-422-000
16	DRIVER 1, PHILLIPS	-----	-----	1	89227-MC7-000

TOOLS

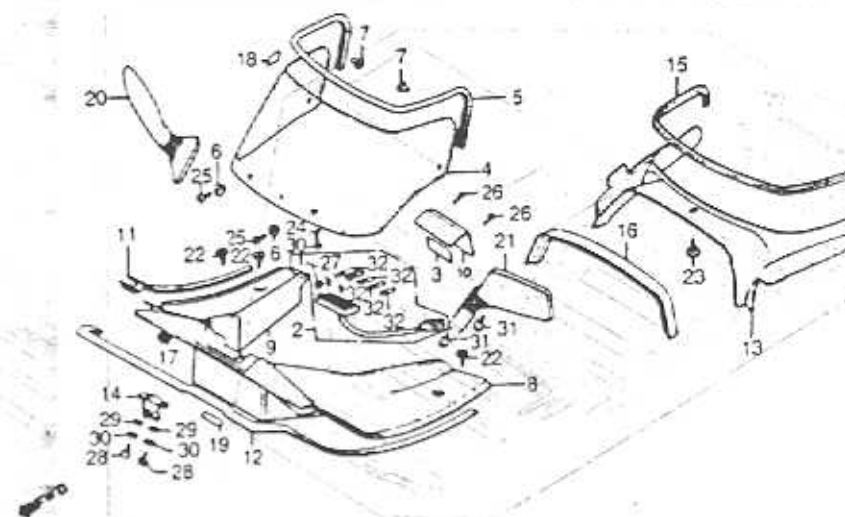


F14M07C34

CX500TC'82

Ref No.	BLOCK NO DESCRIPTION	F-34	FRAME SERIAL NUMBER		QTY REQD	PART NUMBER	HONDA CODE
			FROM	TO			
17	DRIVER 3, PLUS SCREW		-----	-----	1	89228-422-000	0694232
18	DRIVER 2, MINUS SCREW		-----	-----	1	89229-422-000	0694240
19	GAUGE, AIR PRESSURE		-----	-----	1	89301-463-771	1113026
20	GRIP		-----	-----	1	99003-50000	0052464

WIND SCREEN

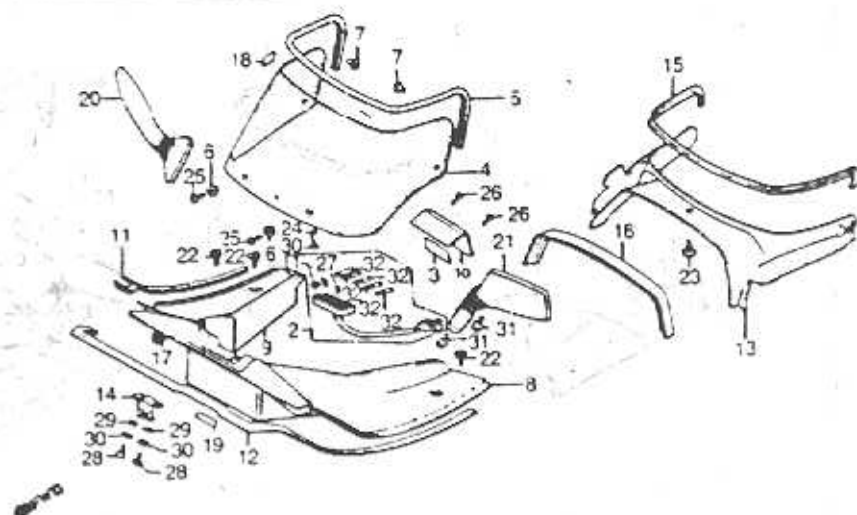


CAUTION OR WARNING LABELS MUST BE ORDERED SEPARATELY WHEN APPLICABLE

CX500TC'82

Ref No.	BLOCK NO DESCRIPTION	F-35	FRAME SERIAL NUMBER		QTY REQD	PART NUMBER
			FROM	TO		
1	COLLAR, LEVER SETTING		-----	-----	1	16572-879-010
2	PLATE ASSY., FUSE		-----	-----	1	38200-MC7-005
3	LABEL, FUSE		-----	-----	1	38215-MC7-610
4	SCREEN, WIND		-----	-----	1	64100-MC7-000
5	MOULDING, WIND SCREEN		-----	-----	1	64105-MC7-000
6	COLLAR, WIND SCREEN		-----	-----	2	64106-MC7-000
7	COLLAR, WIND SCREEN SIDE		-----	-----	2	64107-MC7-000
8	PANEL A, INNER		-----	-----	1	64221-MC7-000
9	PANEL B, INNER		-----	-----	1	64222-MC7-000
10	COVER, FUSE BOX		-----	-----	1	64223-MC7-000
11	RUBBER A, INNER PANEL FR. SEAL ...		-----	-----	1	64224-MC7-000
12	RUBBER B, INNER PANEL FR. SEAL ...		-----	-----	1	64225-MC7-000
13	VISOR, METER		-----	-----	1	64240-MC7-000
14	BRACKET, INNER PANEL		-----	-----	1	64519-MC7-000
15	RUBBER, METER VISOR SEAL		-----	-----	1	64532-MC7-000
16	RUBBER, METER SEAL		-----	-----	1	64535-MC7-000

WIND SCREEN



CAUTION OR WARNING LABELS MUST BE ORDERED SEPARATELY WHEN APPLICABLE

F14MCTC35

CX500TC'82		QTY REQ	PART NUMBER	HONDA CODE
Ref. No.	BLOCK NO. F-35 DESCRIPTION			
17	GROMMET B, METER CASE	3	66219-634-000	0556076
18	LABEL, WINDSHIELD CAUTION	1	87522-MA3-700	1218270
19	LABEL, BREAK IN CAUTION	1	87523-102-720	0699041
20	MIRROR ASSY., R.	1	88110-MC7-620	1258284
21	MIRROR ASSY., L.	1	88120-MC7-620	1258292
22	SCREW, INNER PANEL SETTING	4	90110-MC7-000	1210699
23	SCREW, METER VISOR SETTING	1	90123-MC7-000	1210799
24	SCREW, PAN, 5x16	1	93500-05016-06	0256933
25	SCREW, PAN, 6x12	2	93500-06012-0A	0182360
26	SCREW, FLAT, 4x12	2	93600-04012-06	1218601
27	SCREW, TAPPING, 3x8	2	93901-12120	1213297
28	SCREW, TAPPING, 5x12	2	93901-25280	1218650
29	WASHER, FLAT, 5MM	2	94101-05700	0335653
30	WASHER, LOCK, 5MM	3	94111-05700	0562249
31	BOLT, FLANGE, 8x12	2	95700-08012-00	0496455
	BOLT, FLANGE, 8x12	2	95701-08012-00	2581379

CX500TC'82

Ref. No.

BLOCK NO. F-35
DESCRIPTION

FRAME
SERIAL NUMBER
FROM TO

QTY
REQ

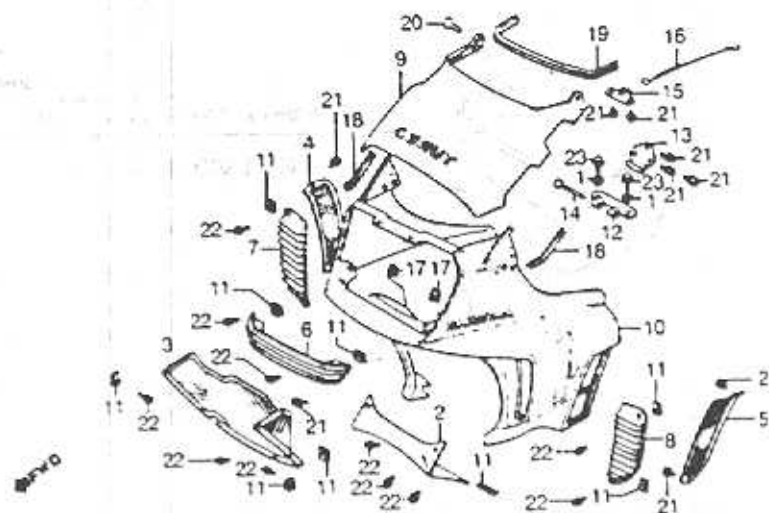
PART NUMBER

32 FUSE B (15A)

5

98200-21500

FAIRING



F14MC7036

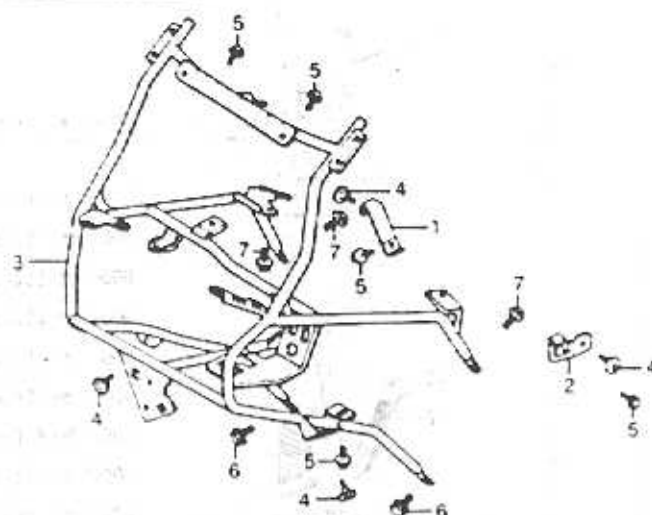
CX500TC'82

Ref. No.	BLOCK NO. DESCRIPTION	F-36	FRAME SERIAL NUMBER		QTY R E O	PART NUMBER	HONDA CODE
			FROM	TO			
1	COLLAR, WIND SCREEN		-----	-----	2	64106-MC7-000	1209956
2	COVER, FAIRING LOWER *NH113PA* (PEARL ALTAIR WHITE-A)		-----	-----	1	64214-MC7-000ZA	121767B
3	GRILLE, RADIATOR		-----	-----	1	64230-MC7-000	1210046
4	GRILLE, R. OUTLET		-----	-----	1	64231-MC7-000	1210053
5	GRILLE, L. OUTLET		-----	-----	1	64232-MC7-000	1210061
6	GRILLE, FAIRING FR.		-----	-----	1	64233-MC7-000	1210079
7	GRILLE, FAIRING R. SIDE		-----	002811	1	64234-MC7-000	1210087
	GRILLE, FAIRING R. SIDE		002812	-----	1	64234-MC7-010	1550433
8	GRILLE, FAIRING L. SIDE		-----	002811	1	64235-MC7-000	1210095
	GRILLE, FAIRING L. SIDE		002812	-----	1	64235-MC7-010	1550441
9	BONNET SUB ASSY., FAIRING *NH113PA* (PEARL ALTAIR WHITE-A)		-----	-----	1	64270-MC7-670ZA	1217728
10	BODY SUB ASSY., FAIRING *NH113PA* (PEARL ALTAIR WHITE-A)		-----	-----	1	64280-MC7-000ZA	1217736

CX500TC'82

Ref. No.	BLOCK NO. DESCRIPTION	F-36	FRAME SERIAL NUMBER		QTY R E O	PART NUMBER
			FROM	TO		
10	BODY SUB ASSY., FAIRING *NH113PA* (PEARL ALTAIR WHITE-A)		-----	-----	1	64280-MC7-305ZA
11	NUT, CLIP, 4MM		-----	-----	13	64521-MC7-000
12	HINGE A, BONNET		-----	-----	1	64522-MC7-000
13	HINGE B, BONNET		-----	-----	1	64523-MC7-000
14	PIN, BONNET HING		-----	-----	1	64524-MC7-000
15	STAY, BONNET STOPPER		-----	-----	1	64527-MC7-000
16	STOPPER, FAIRING BONNET		-----	-----	1	64528-MC7-000
17	NUT, CLIP, 6MM		-----	-----	2	64529-MC7-000
18	RUBBER, FAIRING SEAL		-----	-----	2	64531-MC7-000
19	RUBBER, SEAL		-----	-----	1	64533-MC7-000
20	SCREW, FAIRING INNER SETTING		-----	-----	2	90111-MC7-000
21	SCREW-WASHER, 4X10		-----	-----	11	93891-04010-07
	SCREW-WASHER, 4X10		-----	-----	11	93891-04010-08
22	SCREW-WASHER, 4X12		-----	-----	13	93891-04012-07
23	BOLT, FLANGE, 6X10		-----	-----	2	95700-06010-00
	BOLT, FLANGE, 6X10		-----	-----	2	95701-06010-00

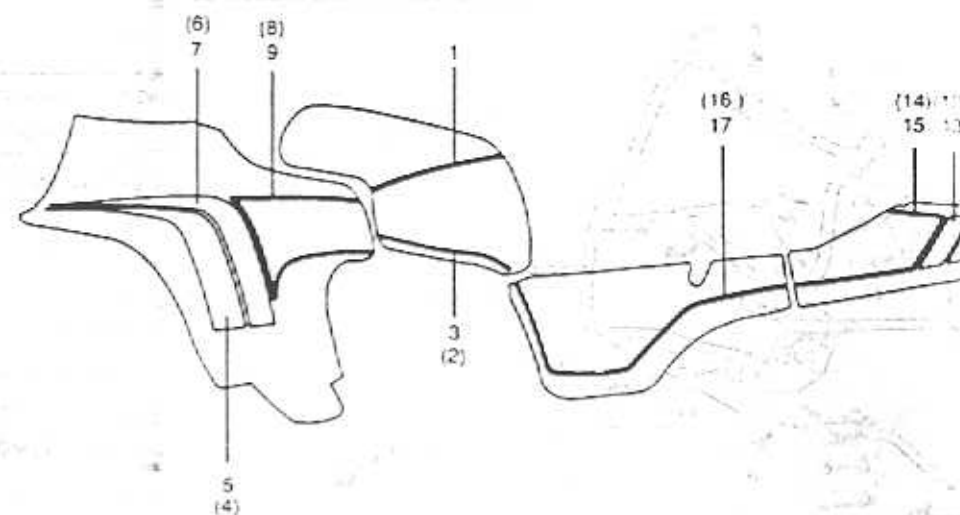
COWL STAY



FY4MC7C37

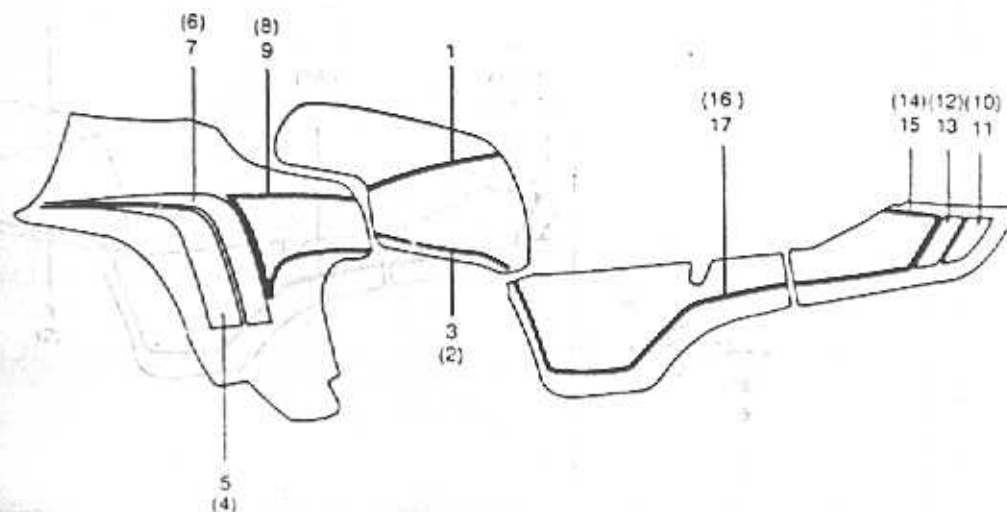
CX500TC B2		FRAME SERIAL NUMBER	QTY	PART NUMBER	HONDA CODE
Ref No	BLOCK NO DESCRIPTION				
		FROM	TO		
1	STAY, FAIRING R. SIDE	-----	-----	1 64251-MC7-000	1210111
2	STAY, FAIRING L. SIDE	-----	-----	1 64252-MC7-000	1210129
3	STAY COMP., FAIRING	-----	-----	1 64501-MC7-000	1210145
4	SCREW, FAIRING SETTING	-----	-----	4 90112-MC7-000	1210715
5	BOLT, FLANGE, 6x10	-----	-----	5 95700-06010-00	0350488
	BOLT, FLANGE, 6x10	-----	-----	5 95701-06010-00	2410876
6	BOLT, FLANGE, 8x12	-----	-----	2 95700-08012-00	0496455
	BOLT, FLANGE, 8x12	-----	-----	2 95701-08012-00	2581379
7	BOLT, FLANGE, 8x25	-----	-----	3 95700-08025-00	0671214
	BOLT, FLANGE, 8x25	-----	-----	3 95701-08025-00	2545325

STRIPING



CX500TC B2		FRAME SERIAL NUMBER	QTY	PART NUMBER
Ref No	BLOCK NO DESCRIPTION			
		FROM	TO	
1	STRIPE, FUEL TANK (A.M.)	-----	-----	1 17507-MC7-300
2	STRIPE, R. FUEL TANK SIDE (A.M.)	-----	-----	1 17508-MC7-300
3	STRIPE, L. FUEL TANK SIDE (A.M.)	-----	-----	1 17509-MC7-300
4	STRIPE A, R. FAIRING BODY (A.M.)	-----	-----	1 64281-MC7-300
5	STRIPE A, L. FAIRING BODY (A.M.)	-----	-----	1 64282-MC7-300
6	STRIPE B, R. FAIRING BODY (A.M.)	-----	-----	1 64283-MC7-300
7	STRIPE B, L. FAIRING BODY (A.M.)	-----	-----	1 64284-MC7-300
8	STRIPE C, R. FAIRING BODY (A.M.)	-----	-----	1 64285-MC7-300
9	STRIPE C, L. FAIRING BODY (A.M.)	-----	-----	1 64286-MC7-300
10	STRIPE A, R. RR. COWL (A.M.)	-----	-----	1 83804-MC7-300
11	STRIPE A, L. RR. COWL (A.M.)	-----	-----	1 83805-MC7-300
12	STRIPE B, R. RR. COWL (A.M.)	-----	-----	1 83806-MC7-300
13	STRIPE B, L. RR. COWL (A.M.)	-----	-----	1 83807-MC7-300
14	STRIPE C, R. RR. COWL (A.M.)	-----	-----	1 83808-MC7-300
15	STRIPE C, L. RR. COWL (A.M.)	-----	-----	1 83809-MC7-300
16	STRIPE, R. SIDE COVER (A.M.)	-----	-----	1 87128-MC7-300

STRIPING



CX500TC82		FRAME SERIAL NUMBER	QTY REQ	PART NUMBER	HONDA CODE
Ref. No.	BLOCK NO. DESCRIPTION				
		FROM	TO		
	17 STRIPE, L. SIDE COVER (A.M.)	-----	-----	1	87129-MC7-300 1218197

LABELS



CX500TC82		FRAME SERIAL NUMBER	QTY REQ	PART NUMBER
Ref. No.	BLOCK NO. DESCRIPTION			
		FROM	TO	
	1 DECAL, R. FAIRING SIDE (A.M.)	-----	-----	1 87121-MC7-300
	2 DECAL, L. FAIRING SIDE (A.M.)	-----	-----	1 87122-MC7-300
	3 LABEL, FAIRING BONNET (A.M.)	-----	-----	1 87124-MC7-670
	4 LABEL, RR. COWL (A.M.)	-----	-----	1 87125-MC7-300
	5 LABEL, R. SIDE COVER (A.M.)	-----	-----	1 87126-MC7-300
	6 LABEL, L. SIDE COVER (A.M.)	-----	-----	1 87127-MC7-300

Part Number Index

Part Number	Grd	Page	Part Number	Grd	Page	Part Number	Grd	Page
37491-MC7-611	E3	59	41463-415-000	F6	89	43310-MC7-013	F3	82
37600-MC7-611	E3	59	41464-415-000	F6	89	43352-S68-003	E12	77
37750-611-154	B3	7	41465-415-000	F6	89		F4	84
37760-MC7-003	E1	54	41466-415-000	F6	89	43353-461-771	E12	77
37800-MC7-008	F8	92	41467-415-000	F6	89		F4	84
38110-MC7-671	E9	70	41468-415-000	F6	89	43431-MC7-000	G5	111
38111-MC7-000	E9	70	41469-415-000	F6	89	43434-286-000	G5	111
38111-MC7-008	E9	70	41470-415-000	F6	89	43435-MC7-000	G5	111
38120-MC7-671	E9	70	41510-415-000	F6	89	43500-MC7-006	F3	82
38200-MC7-005	H3	131	41511-415-000	F6	89	43500-MC7-016	F3	82
38215-MC7-610	H3	131	41512-415-000	F6	89	43503-422-006	F3	82
38300-415-004	F10	97	41513-415-000	F6	89	43504-371-013	F3	82
38300-415-671	F10	97	41514-415-000	F6	89	43511-443-761	F3	82
38301-415-004	F10	97	41515-415-000	F6	89	43512-MC7-611	F3	82
38306-292-000	F10	97	41516-415-000	F6	89	43512-MC7-612	F3	82
38770-MC7-671	G11	122	41517-415-000	F6	89	43513-MJ6-006	F3	82
38770-MC7-671RM	G11	122	41518-415-000	F6	89	43513-461-771	F3	82
38770-MC7-672	G11	122	41519-415-000	F6	89	43514-445-771	F3	82
38770-MC7-672RM	G11	122	41520-415-000	F6	89	43520-461-771	F3	82
			41521-415-000	F7	90	43530-MC7-006	F3	82
			41522-415-000	F7	90	44301-MA4-670	F2	80
			41523-415-000	F7	90	44311-461-770	F2	80
			42301-MC7-000	F5	86	44620-410-000	F2	80
			42311-MC7-000	F5	86	44650-MC7-305	F2	80
			42610-415-000	F5	86	44680-410-000	F2	80
			42620-MC7-000	F5	86	44710-MC7-671	F2	80
			42623-MC7-000	F7	90	44710-MC7-672	F2	80
			42650-MC7-305	F5	86	44800-MC7-003	F2	80
			42704-MC7-000	F2	80	44800-MC7-013	F2	80
				F5	86	44830-MC7-000	E3	59
			42705-MC7-000	F2	80	44831-MC7-300	E3	59
				F5	86	44831-MJ6-300	E3	59
			42706-MC7-000	F2	80	44832-MC7-000	E9	71
				F5	86	44833-MC7-000	E12	77
			42710-MC7-671	F5	86	451A0-MC7-670	F1	79
			42710-MC7-672	F5	86	45100-MC7-006	E12	77
			42710-ME7-671	F5	86	45100-MC7-007	E12	77
			42753-425-003	F2	80	45100-MC7-016	E12	77
				F5	86	45101-MA3-006	E12	77
			42753-425-004	F2	80	45105-KLB-004	E12	77
				F5	86	45105-KLB-014	E12	77
			431A0-MC7-024	F4	85	45105-MC7-004	E12	77
			43100-MC7-006	F4	84	45105-MC7-014	E12	77
			43100-MC7-016	F4	84	45107-MA3-006	E12	77
			43101-M99-006	F4	84		F4	85
			43105-MC7-004	F4	84	45108-MA3-006	E12	77
			43105-MC7-007	F4	84		F4	85
			43105-MC7-014	F4	84	45109-166-006	F1	78
			43105-MJ6-004	F4	84		F4	85
			43105-MJ6-014	F4	84	45110-MC7-006	F1	78
			43110-MC7-006	F4	84	45111-MA3-006	F1	78
			43121-MC7-000	F5	87		F4	85
			43140-M89-000	F4	84	45113-MC7-610	F1	78
			43310-MC7-003	F3	82	45114-MC7-611	F1	78

(4)

Part Number Index

Part Number	Grd	Page	Part Number	Grd	Page	Part Number	Grd	Page
45120-MC7-000	F2	81	50324-MC7-000	F11	99	51414-461-003		
45124-MC7-003	E5	63	50326-MC7-000	F11	99	51415-461-003		
45124-MC7-013	E5	63	50327-MC7-000	F11	99	51416-MC7-003		
45125-MC7-003	E5	63	50328-MC7-000	H1	127	51417-MC7-003		
45126-MC7-003	E5	63	50329-MC7-000	H1	127	51418-MC7-013		
45126-MC7-013	E5	63	50330-MC7-000	F10	97	51419-MC7-003		
45127-MA1-003	E5	63	50331-MC7-000	H1	127	51421-MC7-003		
45128-MC7-000	F2	81	50332-MC7-000	F10	97	51421-MC7-013		
45128-445-630	F2	81	50333-MC7-000	H1	127	51423-MC7-003		
45131-MA3-006	F1	78	50340-MC7-000	F10	97	51425-169-003		
	F4	85	50500-MC7-000	G5	110	51430-MC7-013		
45133-MA3-006	F1	78	50503-MA1-000	G5	110	51432-MC7-003		
45133-166-016	F1	78	50540-MC7-000	G5	110	51433-MC7-003		
	F4	85	50548-356-700	G5	110	51434-MC7-003		
45154-MC7-000	E5	63	50549-356-700	G5	110	51435-MC7-003		
45156-MC7-000	G7	114	50601-MC7-000	G3	107	51436-MC7-013		
45200-MC7-006	F1	78	50612-445-840	G3	107	51437-MA0-771		
45200-MC7-007	F1	78	50617-445-840	G3	107	51440-MC7-003		
45200-MC7-016	F1	78	50618-445-840	G3	107	51441-MC7-003		
45201-MA3-006	F1	78	50619-MC7-000	G3	107	51442-MC7-003		
45209-166-006	F1	78	50621-438-000	G3	107	51443-MC7-003		
	F4	85	50628-445-840	G3	107	51443-MC7-013		
45210-MC7-006	F1	78	50630-MC7-000	G3	107	51444-MC7-003		
45215-MA3-006	F1	78	50640-MC7-000	G3	107	51444-MC7-013		
	F4	85	50642-445-840	G3	107	51444-MC7-505		
45217-MA3-006	F1	79	50644-445-840	G3	107	51445-MC7-003		
	F4	85	50661-425-700	G3	107	51447-461-003		
45220-MC7-000	F2	81	50700-MC7-000	G3	107	51450-MC7-003		
45500-445-632	E5	63	50701-MC7-000	G3	107	51456-469-013		
45510-445-406	E5	63	50705-MC7-000	G3	107			
45511-MA5-671	E5	63	50710-MC7-003	F9	94	51496-MC7-670		
45513-MA5-671	E5	63	50711-MC7-000	G4	108	51500-MC7-003		
45516-166-006	E5	63	50712-MC7-000	G4	108	51500-MC7-670		
45517-MA5-671	E5	63	50714-MC7-000	G4	108	51521-MC7-003		
45520-MA5-671	E6	64	50715-MC7-000	G4	108	51521-MC7-013		
45520-MA5-672	E6	64	50716-MC7-000	G4	108	51530-MC7-013		
45520-300-000	F3	82	50716-438-000	G4	108	51555-461-003		
45521-MJ6-006	F3	82	50717-MC7-000	G4	108	51634-MC7-003		
45521-300-010	F3	83	50732-MC7-000	G11	122	52110-MC7-000		
45530-MA5-671	E6	64	50733-MC7-000	E7	67	52111-MC7-000		
45535-MC7-000	F3	83	51400-MC7-003	E10	72	52112-MA1-300		
46500-MC7-000	G3	106	51400-MC7-013	E10	72	52114-MC7-000		
46503-371-000	F3	83	51400-MC7-670	E10	72	52115-MC7-000		
46504-445-771	F3	83	51401-MC7-003	E10	72	52116-MC7-000		
46510-MC7-000	G3	106	51402-MA0-771	E10	72	52117-MC7-000		
46514-MC7-000	G3	106	51402-MC7-003	E10	72	52400-MC7-003		
			51403-MA0-771	E10	72	52400-MC7-013		
			51403-MC7-003	E10	72	52400-MC7-023		
			51404-MC7-003	E10	72	52406-MA1-611		
			51405-MC7-003	E10	73	52406-MC7-003		
			51410-MC7-003	E10	73	52425-169-003		
			51412-461-003	E10	73	52432-MA1-003		
			51413-MC7-003	E10	73	52452-MA1-611		
			51414-MN4-003	E10	73	52452-MA1-731		

(5)