



# PARTS CATALOGUE


## MODEL YEAR 1994

### GTS1000AF (4HH4) U49

### GTS1000AFC (4HH5)

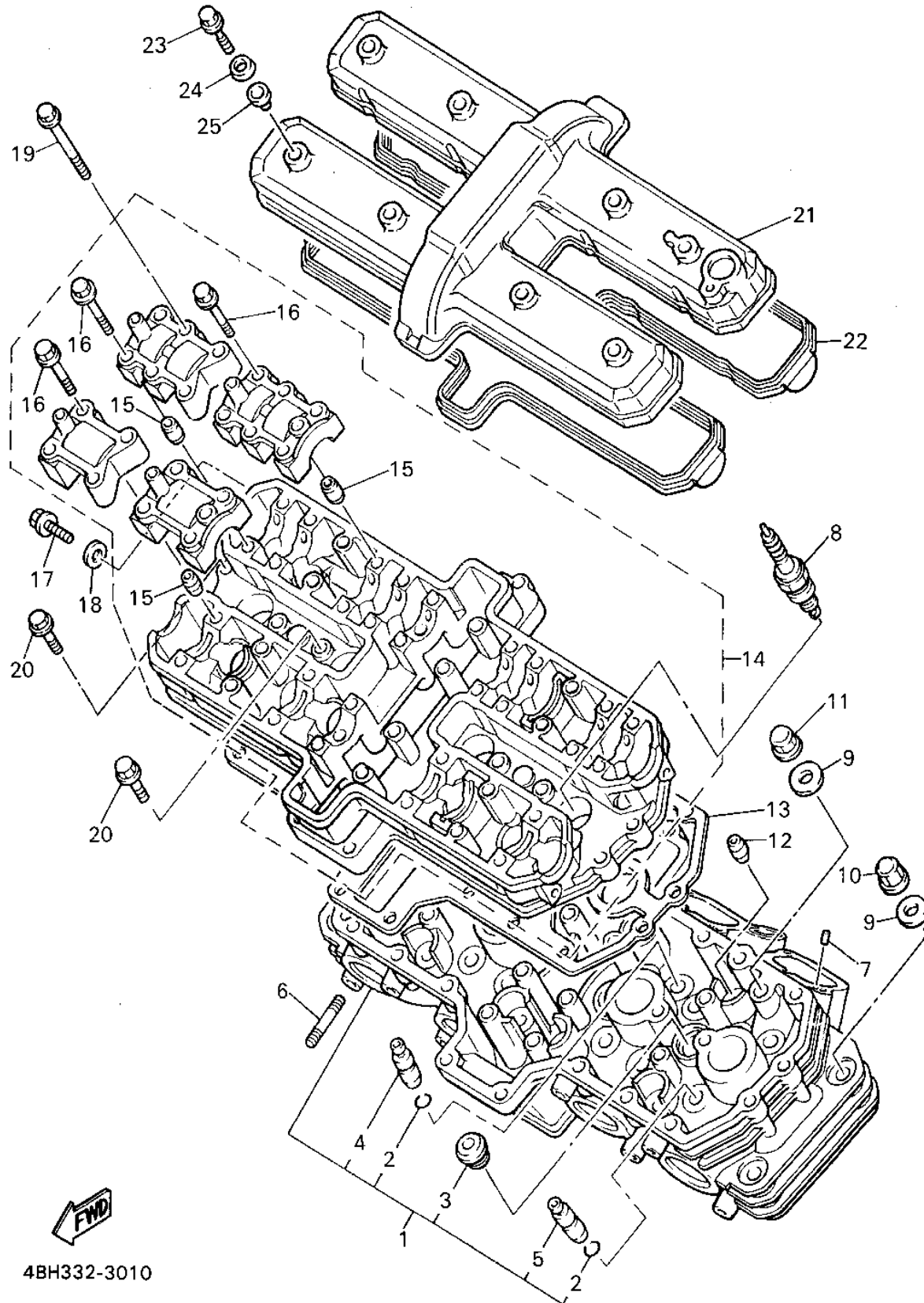
<input type="checkbox"/>	Frame Serial No.	4HH-003101 and following
	Engine Serial No.	4HH-003101 and following
<input type="checkbox"/>	Frame Serial No.	4HH-004101 and following
	Engine Serial No.	4HH-004101 and following

PUBLICATION	PART NUMBER	REMARKS
OWNER'S MANUAL	LIT-11626-09-19	
ASSEMBLY	LIT-11666-08-78	
SERVICE MANUAL	LIT-11616-08-78	MANUAL



**YAMAHA**  
**ONLINE**  
Parts & Accessories

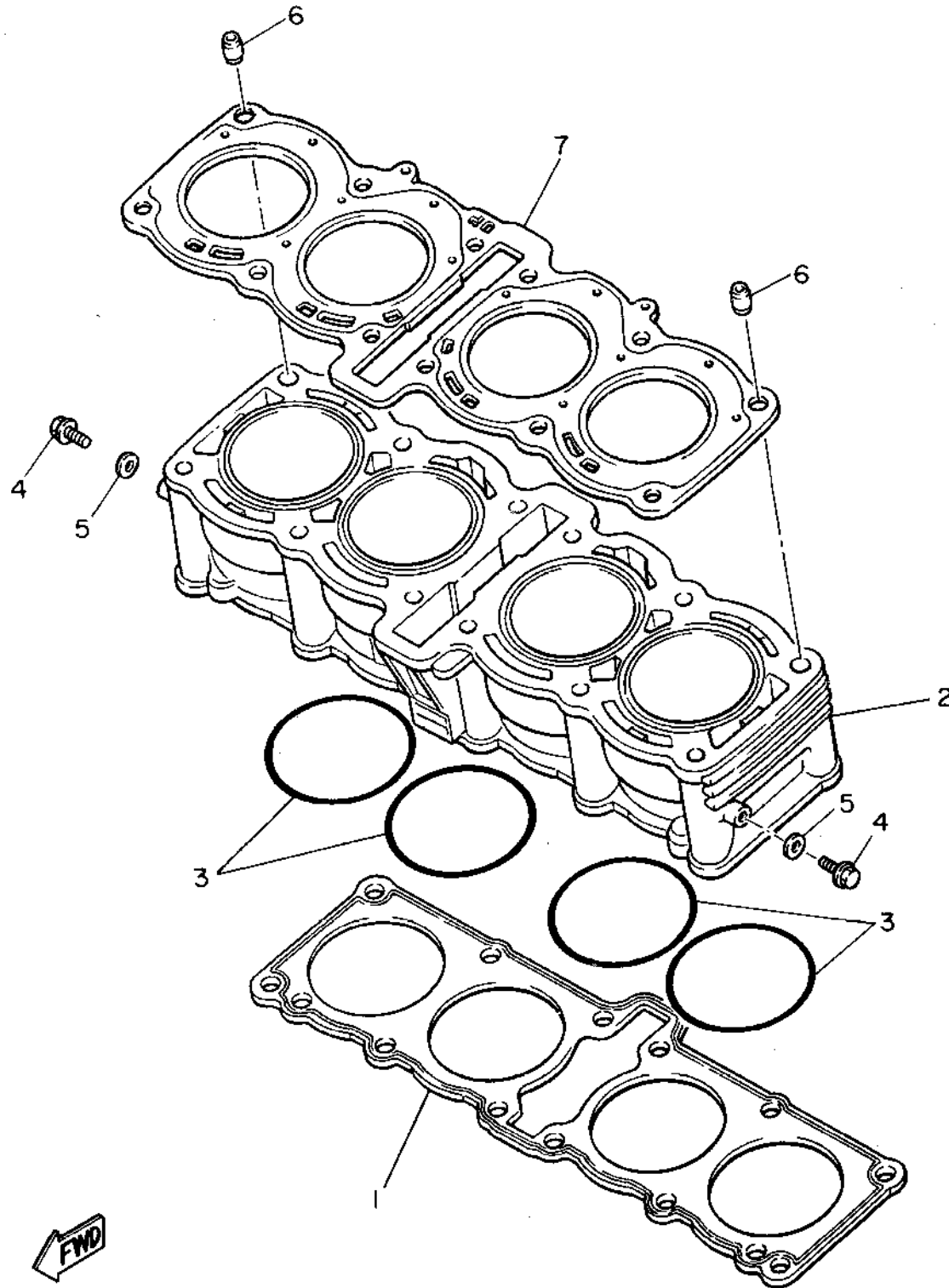
# CYLINDER HEAD



Ref. No.	Part Number	Description	Qty	Remarks
1	4BH-11102-00-00	CYLINDER HEAD ASSEMBLY .	1	
2	93440-10153-00	. CIRCLIP .....	20	
3	90340-18101-00	. PLUG, STRAIGHT SCREW ...	4	
4	3GM-11133-10-00	. GUIDE, INTAKE VALVE .....	12	
5	3GM-11134-10-00	. GUIDE, EXHAUST VALVE ...	8	
6	95611-08625-00	BOLT, STUD .....	8	
7	93604-10011-00	PIN, DOWEL .....	8	
8	NGK-DPR8E-A9-00	NGK DPR8EA-9 10PK .....	4	UR
9	90201-103M4-00	WASHER, PLATE .....	12	
10	90176-10049-00	NUT, CROWN .....	4	
11	90179-10584-00	NUT .....	8	
12	99530-10014-00	PIN, DOWEL .....	2	
13	3GM-11182-00-00	GASKET, CYLINDER HEAD 2 .	1	
14	4BH-1115A-00-00	CAM CASE ASSEMBLY .....	1	
15	99510-08016-00	. PIN, DOWEL .....	16	
16	90105-06153-00	. BOLT, WASHER BASED ....	16	
17	95023-06012-00	BOLT, FLANGE .....	1	
18	90430-06014-00	GASKET .....	1	
19	90105-06541-00	BOLT, WASHER BASED .....	24	
20	95023-06025-00	BOLT, FLANGE .....	11	
21	4BH-11191-00-00	COVER, CYLINDER HEAD 1 ..	1	
22	3GM-11193-00-00	GASKET, HEAD COVER 1 ....	1	
23	90109-064F0-00	BOLT .....	8	
24	90209-11262-00	WASHER .....	8	
25	2GH-1111G-00-00	RUBBER, MOUNT 1 .....	8	

4BH332-3010

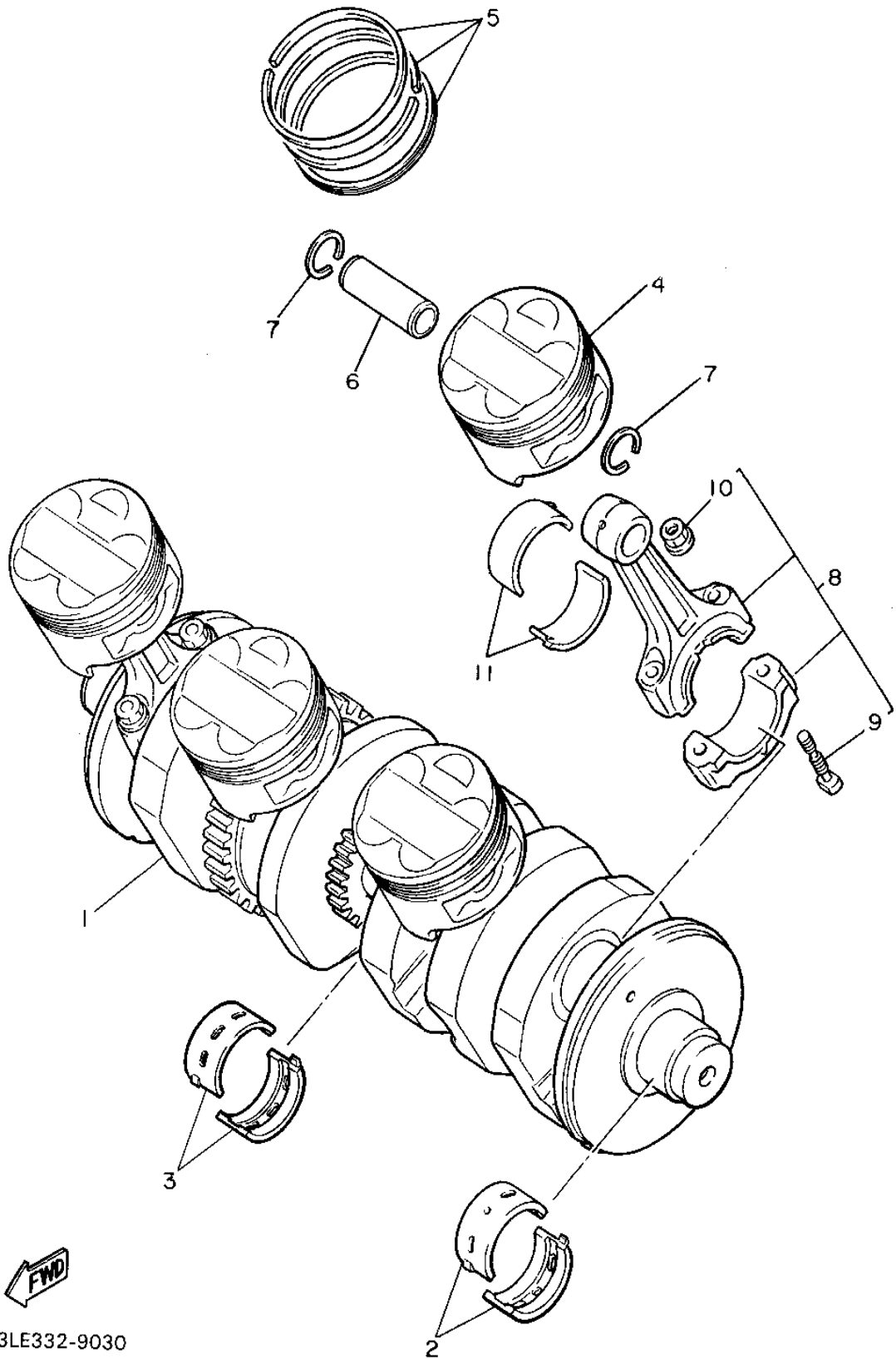
# CYLINDER



3LE332-9020

Ref. No.	Part Number	Description	Qty	Remarks
1	3GM-11351-00-00	GASKET, CYLINDER .....	1	
2	3GM-11310-00-00	CYLINDER .....	1	
3	93210-77363-00	O-RING .....	4	
4	95023-06012-00	BOLT, FLANGE .....	2	
5	90430-06014-00	GASKET .....	2	
6	99510-14016-00	PIN, DOWEL .....	2	
7	3GM-11181-00-00	GASKET, CYLINDER HEAD 1 .	1	

# CRANKSHAFT - PISTON

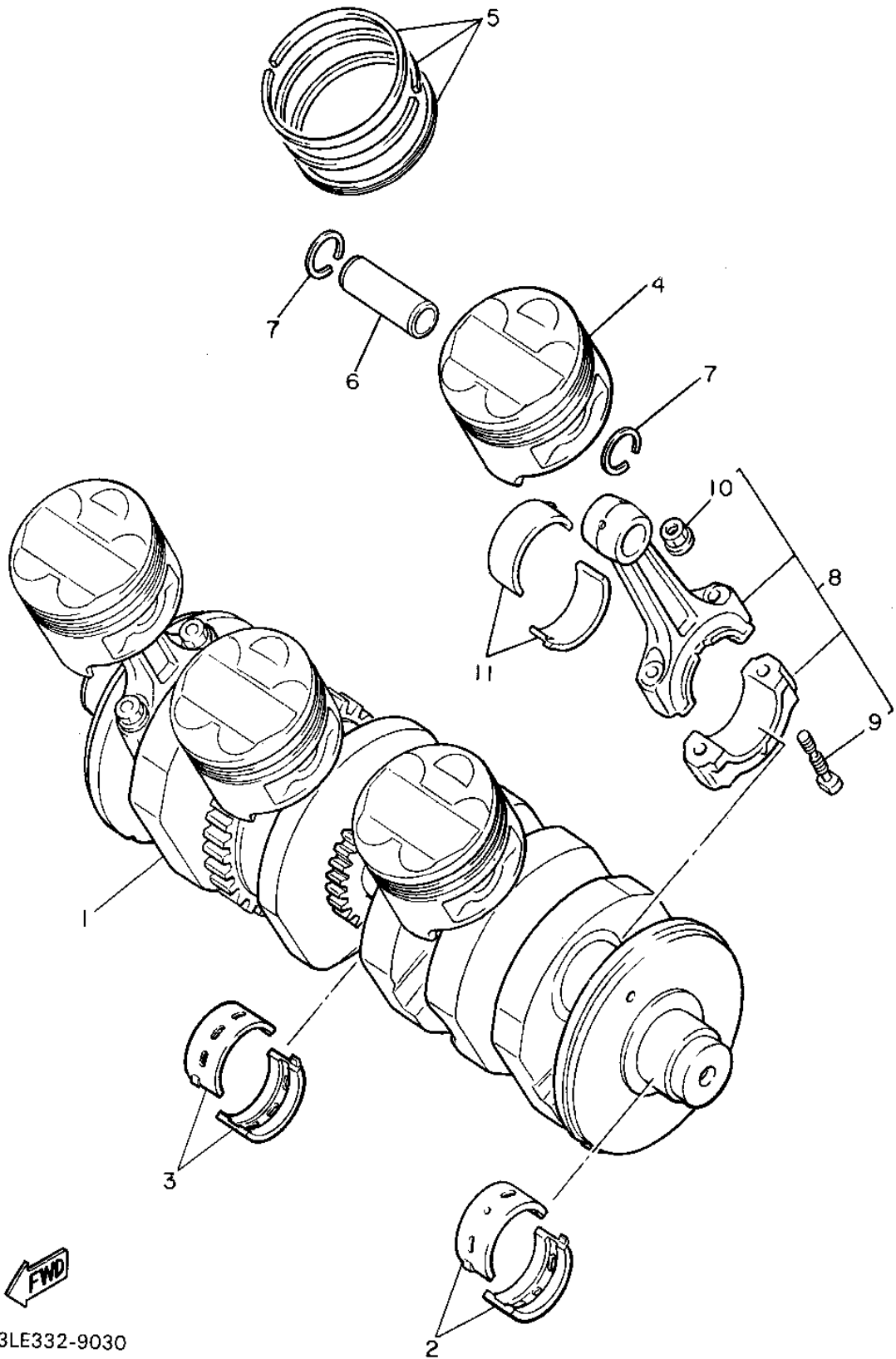


Ref. No.	Part Number	Description	Qty	Remarks
1	4BH-11411-00-00	CRANKSHAFT .....	1	
2	2GH-11416-00-00	PLANE BEARING, CRANKSHAFT 1 .....	8	UR BLUE
	2GH-11416-10-00	PLANE BEARING, CRANKSHAFT 1 .....	8	UR BLACK
	2GH-11416-20-00	PLANE BEARING, CRANKSHAFT 1 .....	8	UR BROWN
	2GH-11416-30-00	PLANE BEARING, CRANKSHAFT 1 .....	8	UR GREEN
	2GH-11416-40-00	PLANE BEARING, CRANKSHAFT 1 .....	8	UR YELLOW
3	3GM-11416-00-00	PLANE BEARING, CRANKSHAFT 1 .....	2	UR BLUE
	3GM-11416-10-00	PLANE BEARING, CRANKSHAFT 1 .....	2	UR BLACK
	3GM-11416-20-00	PLANE BEARING, CRANKSHAFT 1 .....	2	UR BROWN
	3GM-11416-30-00	PLANE BEARING, CRANKSHAFT 1 .....	2	UR GREEN
	3GM-11416-40-00	PLANE BEARING, CRANKSHAFT 1 .....	2	UR YELLOW
4	4BH-11631-00-00	PISTON (STD) .....	4	
	4BH-11636-00-00	PISTON (0.50MM O/S) .....	4	AP
5	4BH-11603-00-00	PISTON RING SET (STD) .....	4	
	4BH-11605-00-00	PISTON RING SET (0.50MM O/S) .....	4	AP
6	3GM-11633-00-00	PIN, PISTON .....	4	
7	93450-19095-00	CIRCLIP .....	8	
8	3GM-11650-01-00	CONNECTING ROD ASSEMBLY .....	4	
9	12R-11654-00-00	. BOLT, CONNECTING ROD ..	2	
10	90179-08327-00	. NUT .....	2	
11	3GM-11656-00-00	PLANE BEARING, CONNECTING ROD .....	8	UR BLUE

CONTINUED ON NEXT FRAME ➤

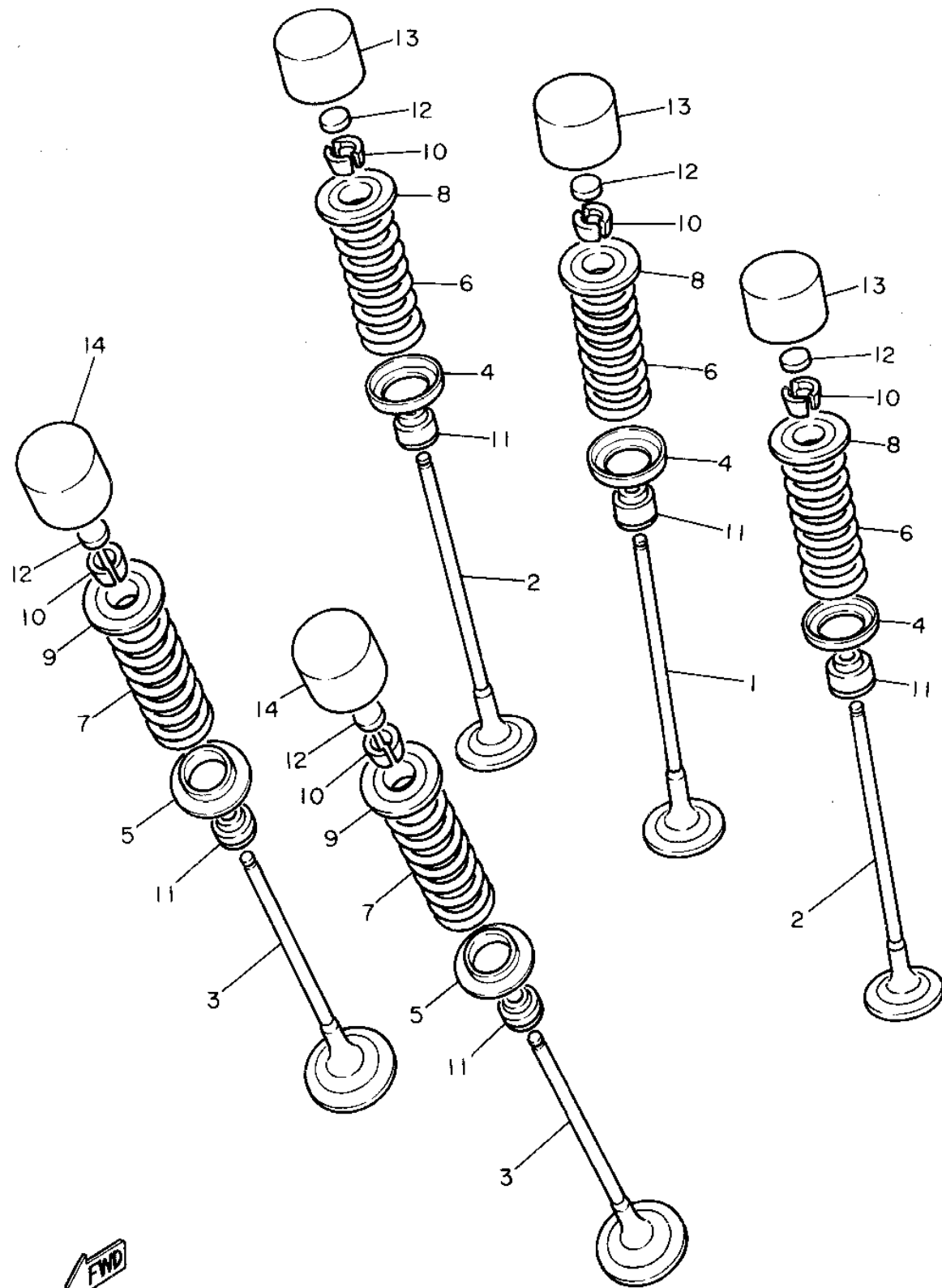
3LE332-9030

# CRANKSHAFT - PISTON



Ref. No.	Part Number	Description	Qty	Remarks
11	3GM-11656-10-00	PLANE BEARING, CONNECTING ROD .....	8	UR BLACK
	3GM-11656-20-00	PLANE BEARING, CONNECTING ROD .....	8	UR BROWN
	3GM-11656-30-00	PLANE BEARING, CONNECTING ROD .....	8	UR GREEN

 3LE332-9030



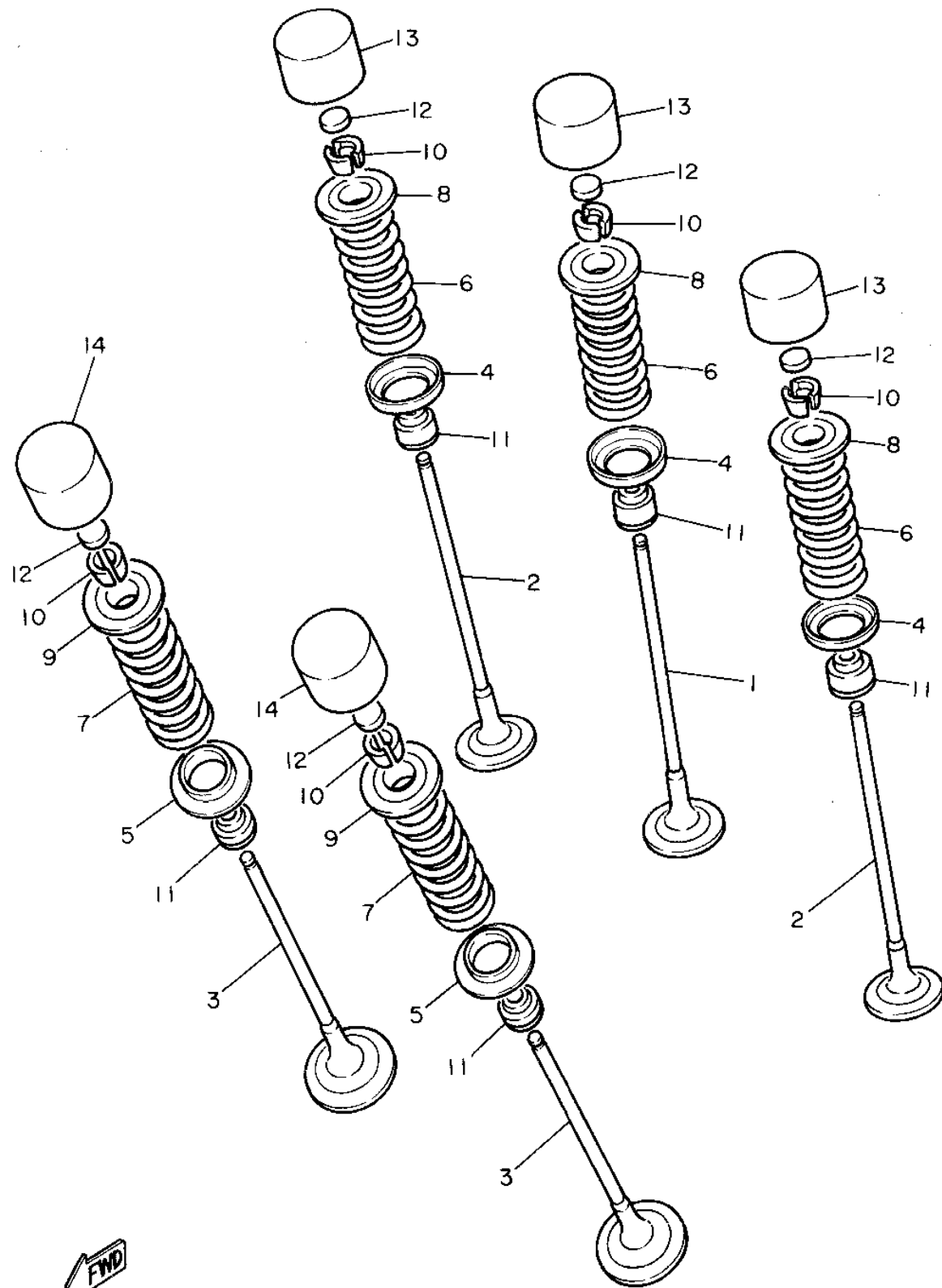
# VALVE

Ref. No.	Part Number	Description	Qty	Remarks
1	3GM-12111-00-00	VALVE, INTAKE .....	4	
2	3GM-12112-00-00	VALVE, INTAKE 2 .....	8	
3	3GM-12121-00-00	VALVE, EXHAUST .....	8	
4	3GM-12116-00-00	SEAT, VALVE SPRING .....	12	
5	3GM-12126-00-00	SEAT, VALVE SPRING 2 .....	8	
6	3GM-12113-00-00	SPRING, VALVE INNER .....	12	
7	4BH-12114-00-00	SPRING, VALVE OUTER .....	8	
8	3GM-12117-00-00	RETAINER, VALVE SPRING ..	12	
9	1WG-12117-00-00	RETAINER, VALVE SPRING ..	8	
10	1WG-12118-00-00	COTTER, VALVE .....	40	
11	1WG-12119-00-00	SEAL, VALVE STEM .....	20	
12	1HX-12168-00-00	PAD, ADJUSTING 2 (1.20) ....	20	UR
	1HX-12168-20-00	PAD, ADJUSTING 2 (1.25) ....	20	UR
	1HX-12168-40-00	PAD, ADJUSTING 2 (1.30) ....	20	UR
	1HX-12168-60-00	PAD, ADJUSTING 2 (1.35) ....	20	UR
	1HX-12168-80-00	PAD, ADJUSTING 2 (1.40) ....	20	UR
	1HX-12168-A0-00	PAD, ADJUSTING 2 (1.45) ....	20	UR
	1HX-12168-F0-00	PAD, ADJUSTING 2 (1.50) ....	20	UR
	1HX-12168-H1-00	PAD, ADJUSTING 2 (1.55) ....	20	UR
	1HX-12168-K1-00	PAD, ADJUSTING 2 (1.60) ....	20	UR
	1HX-12168-M1-00	PAD, ADJUSTING 2 (1.65) ....	20	UR
	1HX-12168-R1-00	PAD, ADJUSTING 2 (1.70) ....	20	UR
	1HX-12168-U1-00	PAD, ADJUSTING 2 (1.75) ....	20	UR
	1HX-12168-W1-00	PAD, ADJUSTING 2 (1.80) ....	20	UR
	1HX-12168-Y1-00	PAD, ADJUSTING 2 (1.85) ....	20	UR
	1HX-12169-11-00	PAD, ADJUSTING 2 (1.90) ....	20	UR
	1HX-12169-31-00	PAD, ADJUSTING 2 (1.95) ....	20	UR
	1HX-12169-50-00	PAD, ADJUSTING 2 (2.00) ....	20	UR
	1HX-12169-70-00	PAD, ADJUSTING 2 (2.05) ....	20	UR

CONTINUED ON NEXT FRAME ➤



3LE332-9040



# VALVE

Ref. No.	Part Number	Description	Qty	Remarks
12	1HX-12169-90-00	PAD, ADJUSTING 2 (2.10)	.... 20	UR
	1HX-12169-E0-00	PAD, ADJUSTING 2 (2.15)	.... 20	UR
	1HX-12169-G0-00	PAD, ADJUSTING 2 (2.20)	.... 20	UR
	1HX-12169-J0-00	PAD, ADJUSTING 2 (2.25)	.... 20	UR
	1HX-12169-L0-00	PAD, ADJUSTING 2 (2.30)	.... 20	UR
	1HX-12169-N0-00	PAD, ADJUSTING 2 (2.35)	.... 20	UR
	1HX-12169-T0-00	PAD, ADJUSTING 2 (2.40)	.... 20	UR
13	2NK-12153-02-00	LIFTER, VALVE	..... 12	UR BLACK
	2NK-12153-09-00	LIFTER, VALVE (O/S)	..... 12	UR WHITE
14	1WG-12153-09-00	LIFTER, VALVE (O/S)	..... 8	UR WHITE
	1WG-12153-21-00	LIFTER, VALVE	..... 8	UR BLUE



3LE332-9040

# CAMSHAFT - CHAIN

Ref. No.	Part Number	Description	Qty	Remarks
1	4BH-12171-00-00	CAMSHAFT 1 .....	1	
2	3GM-12176-00-00	SPROCKET, CAM CHAIN .....	2	
3	4BH-12181-00-00	CAMSHAFT 2 .....	1	
4	90105-07342-00	BOLT, WASHER BASED .....	4	
5	94581-01108-00	CHAIN (DID219FS-108L) .....	1	
6	94681-01021-00	. JOINT, CHAIN .....	1	
7	2GH-12241-00-00	GUIDE, STOPPER 2 .....	1	
8	4BH-12210-00-00	TENSIONER ASSEMBLY, CAM CHAIN .....	1	
9	90109-112F1-00	BOLT .....	1	
10	4BE-12213-00-00	GASKET, TENSIONER CASE ..	1	
11	95023-06025-00	BOLT, FLANGE .....	2	
12	3GM-12251-00-00	DAMPER, CHAIN 1 .....	1	
13	3GM-12252-00-00	DAMPER, CHAIN 2 .....	1	
14	90109-065A8-00	BOLT .....	2	

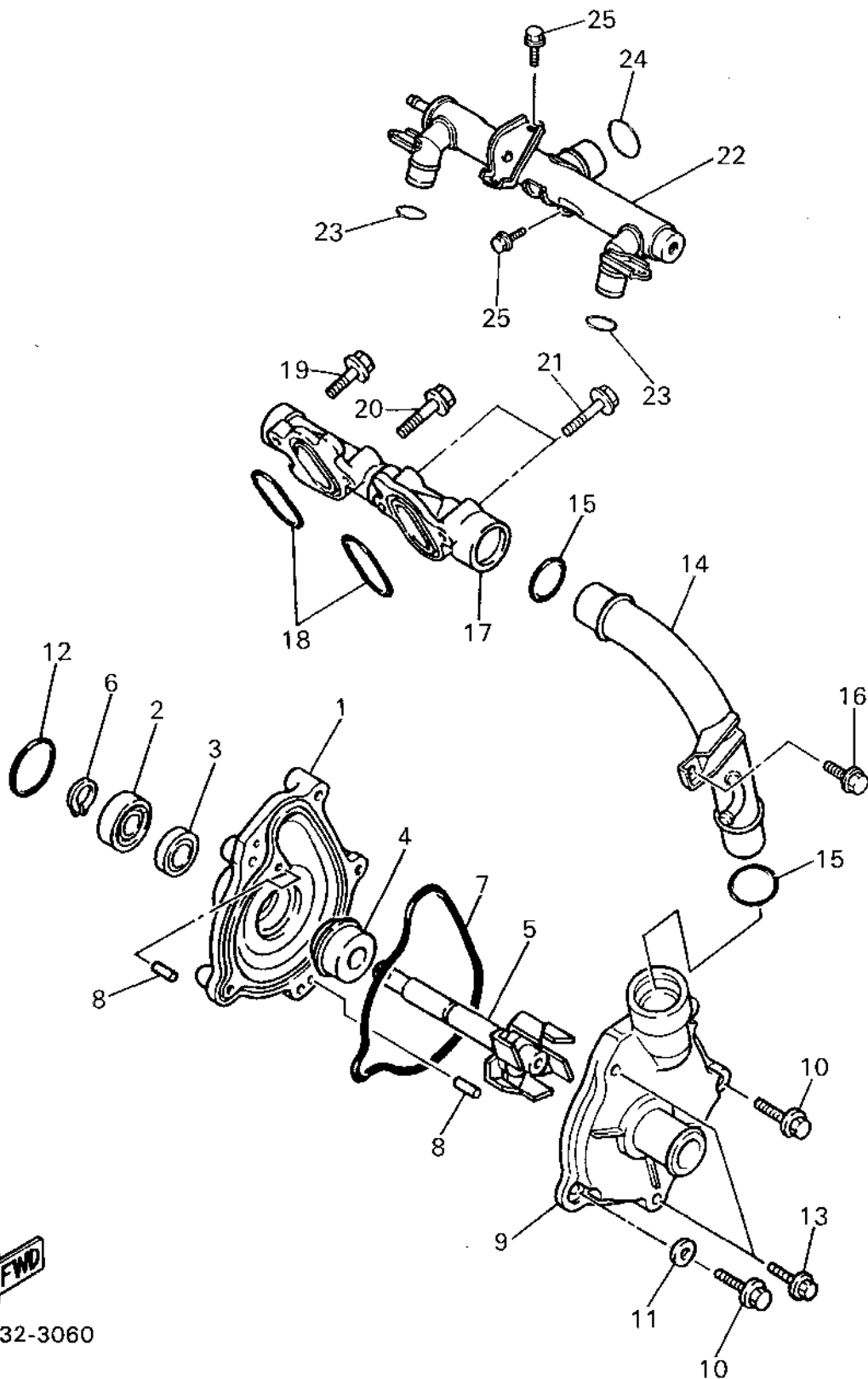


3LE332-9050



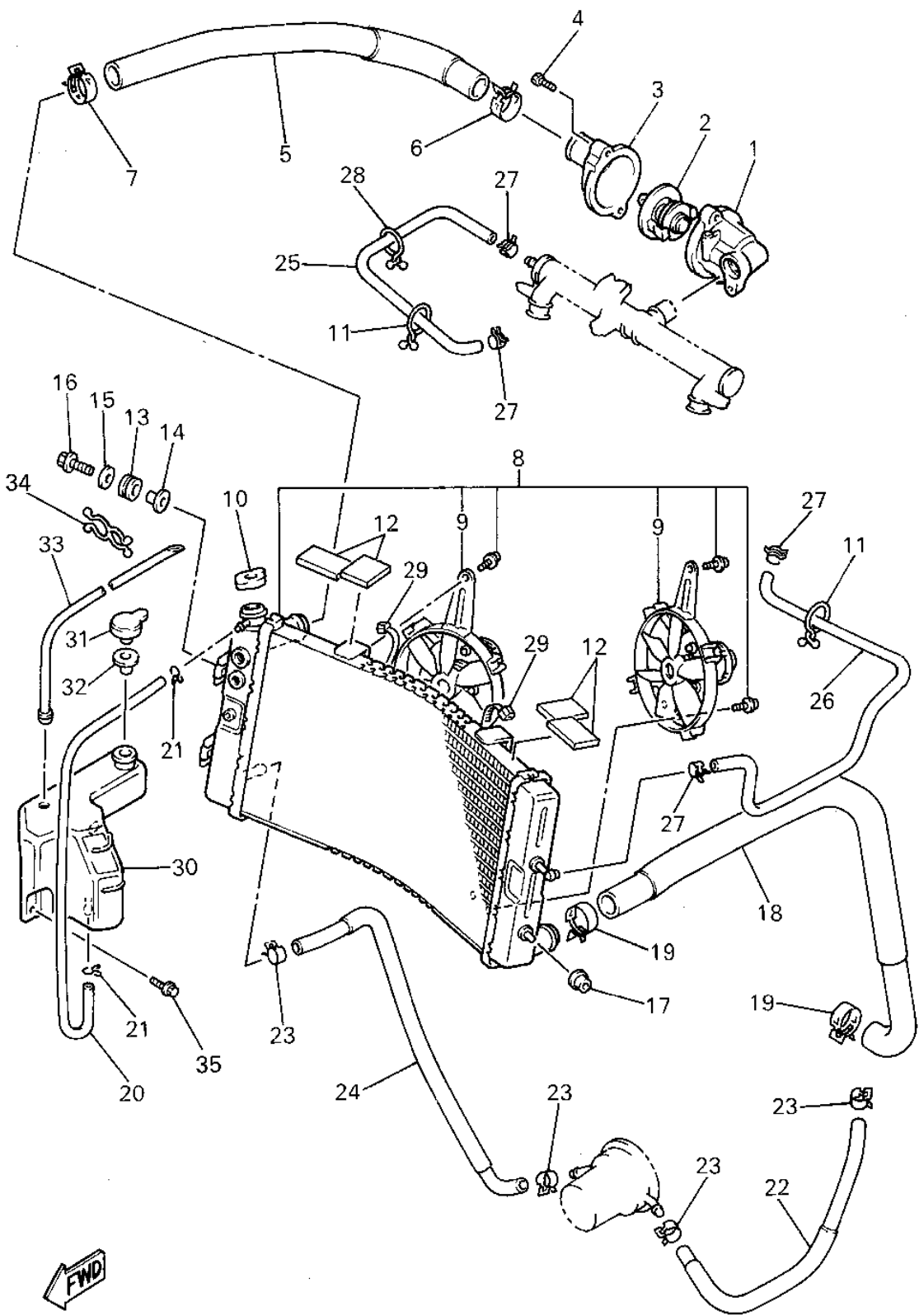
# WATER PUMP

Ref. No.	Part Number	Description	Qty	Remarks
1	1UF-12421-09-00	HOUSING, WATER PUMP	1	
2	93306-00106-00	BEARING	1	
3	93101-12060-00	OIL SEAL	1	
4	11H-12438-00-00	SEAL, MECHANICAL	1	
5	1UF-12450-00-00	IMPELLER SHAFT ASSEMBLY	1	
6	99009-12400-00	CIRCLIP	1	
7	1AE-12439-00-00	O-RING	1	
8	93604-10011-00	PIN, DOWEL	2	
9	4BH-12422-00-00	COVER, HOUSING	1	
10	95023-06025-00	BOLT, FLANGE	3	
11	90430-06014-00	GASKET	1	
12	93210-33133-00	O-RING	1	
13	95021-06050-00	BOLT, FLANGE	2	
14	4BH-12481-01-00	PIPE 1	1	
15	93210-23787-00	O-RING	2	
16	95023-06012-00	BOLT, FLANGE	1	
17	3DX-12469-00-00	JOINT 1	1	
18	93210-30694-00	O-RING	2	
19	95023-06020-00	BOLT, FLANGE	1	
20	95023-06030-00	BOLT, FLANGE (95021-06030)	1	
21	95023-06040-00	BOLT, FLANGE (1YW)	2	
22	4BH-12482-00-00	PIPE 2	1	
23	93210-18417-00	O-RING	2	
24	93210-23787-00	O-RING	1	
25	95023-06010-00	BOLT, FLANGE	2	



4BH332-3060

# RADIATOR - HOSE

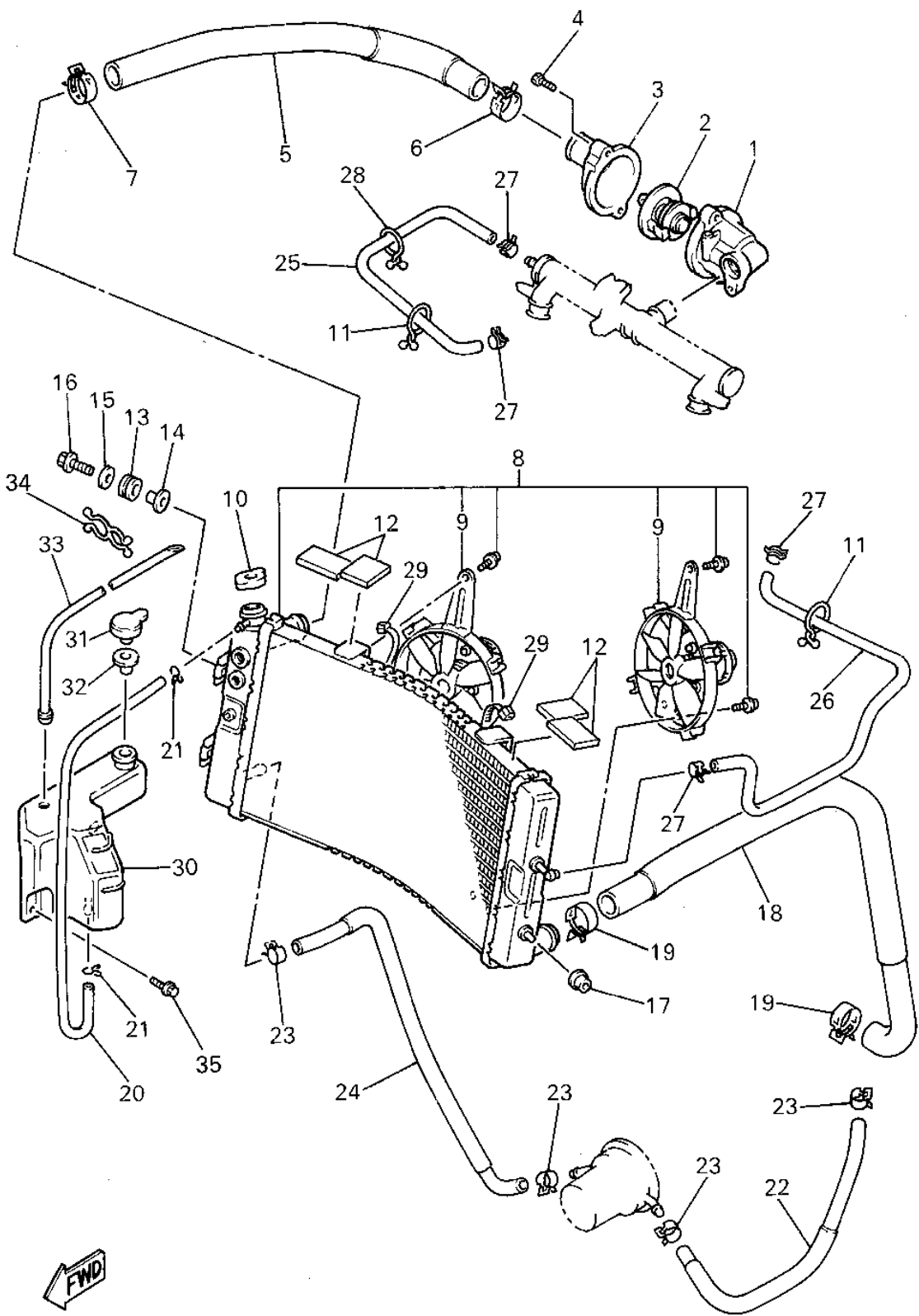


4BH351-4070

Ref. No.	Part Number	Description	Qty	Remarks
1	3GM-12417-00-00	HOUSING, THERMOSTAT	1	
2	3GM-12410-00-00	THERMOSTAT ASSEMBLY	1	
3	3GM-12413-00-00	COVER, THERMOSTAT	1	
4	95023-06025-00	BOLT, FLANGE	2	
5	4BH-12576-00-00	HOSE 1	1	
6	90467-33143-00	CLIP	1	
7	90467-28142-00	CLIP	1	
8	4BH-1240A-00-00	RADIATOR ASSEMBLY	1	
9	4BH-12405-00-00	. BLOWER ASSEMBLY	2	
10	22W-12462-00-00	CAP, RADIATOR	1	
11	90464-18116-00	CLAMP	2	
12	3BB-22261-00-00	DAMPER, SUB TANK	4	
13	90480-18276-00	GROMMET	2	
14	90387-07037-00	COLLAR	2	
15	90201-063J2-00	WASHER, PLATE	2	
16	95826-06020-00	BOLT, flange (95806-06020-00)	2	
17	90480-20566-00	GROMMET	2	
18	4BH-12577-00-00	HOSE 2	1	
19	90467-28142-00	CLIP	2	
20	90445-09115-00	HOSE	1	
21	90467-08003-00	CLIP	2	
22	4BH-12588-00-00	HOSE 5	1	
23	90467-15141-00	CLIP	4	
24	4BH-12589-00-00	HOSE 6	1	
25	4BH-12578-00-00	HOSE 3	1	
26	4BH-12579-00-00	HOSE 4	1	
27	90467-11139-00	CLIP	4	
28	90464-23041-00	CLAMP	1	
29	90464-13073-00	CLAMP	2	

CONTINUED ON NEXT FRAME ➤

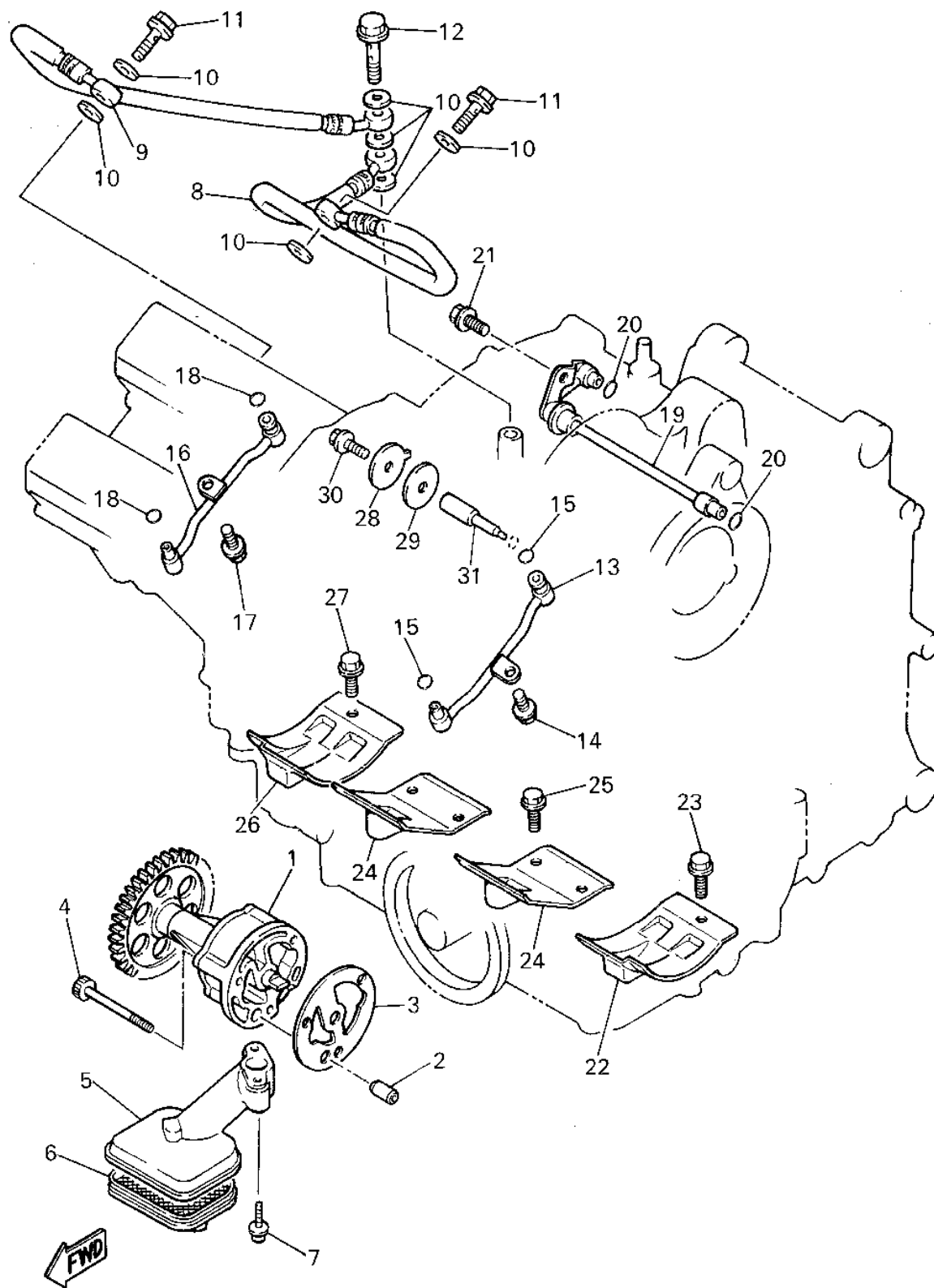
# RADIATOR - HOSE



Ref. No.	Part Number	Description	Qty	Remarks
30	4BH-21871-00-00	TANK, RECOVERY .....	1	
31	4L0-21875-00-00	CAP .....	1	
32	1AA-21874-00-00	GASKET .....	1	
33	4BH-21877-00-00	PIPE, OVERFLOW .....	1	
34	90464-26114-00	CLAMP .....	1	
35	90119-06192-00	BOLT, WITH WASHER .....	2	



4BH351-4070



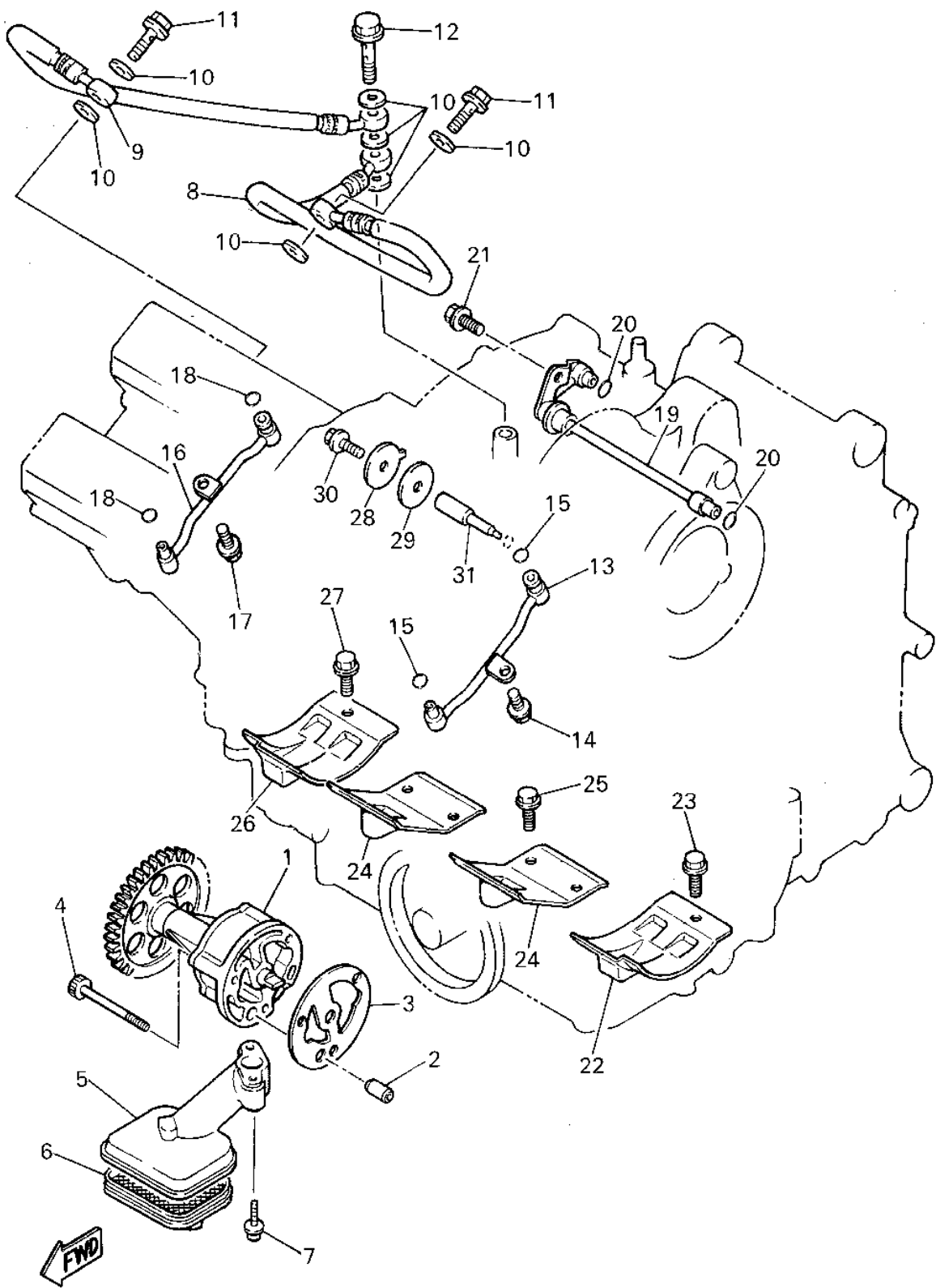
4BH332-3080

## OIL PUMP

Ref. No.	Part Number	Description	Qty	Remarks
1	1AE-13300-00-00	OIL PUMP ASSEMBLY .....	1	
2	99510-08012-00	PIN, DOWEL .....	1	
3	2GH-13329-00-00	GASKET, PUMP COVER .....	1	
4	91316-06050-00	BOLT, SOCKET HEAD .....	3	
5	4BH-13412-00-00	HOUSING, STRAINER .....	1	
6	4BH-13411-00-00	STRAINER, OIL .....	1	
7	95026-06030-00	BOLT, FLANGE .....	2	
8	4BH-1316F-00-00	HOSE, OIL 1 .....	1	
9	4BH-1316G-00-00	HOSE, OIL 2 .....	1	
10	90430-10171-00	GASKET .....	7	
11	90401-10096-00	BOLT, UNION .....	2	
12	90401-10044-00	BOLT, UNION .....	1	
13	3GM-13181-00-00	PIPE, DELIVERY 3 .....	1	
14	95026-06012-00	BOLT, FLANGE .....	1	
15	93210-06632-00	O-RING .....	2	
16	3GM-13191-00-00	PIPE, DELIVERY 4 .....	1	
17	95026-06012-00	BOLT, FLANGE .....	1	
18	93210-06632-00	O-RING .....	2	
19	2GH-1316E-00-00	PIPE, DELEVERY 5 .....	1	
20	93210-07135-00	O-RING .....	2	
21	95026-06012-00	BOLT, FLANGE .....	1	
22	2GH-15123-00-00	PLATE, BUFFLE 1 .....	1	
23	95026-06012-00	BOLT, FLANGE .....	2	
24	1AE-15124-00-00	PLATE, BUFFLE 2 .....	2	
25	95026-06012-00	BOLT, FLANGE .....	6	
26	2GH-15133-00-00	PLATE, BUFFLE 3 .....	1	
27	95026-06012-00	BOLT, FLANGE .....	2	
28	90201-061M7-00	WASHER, PLATE .....	1	
29	4BH-13475-00-00	GASKET .....	1	

CONTINUED ON NEXT FRAME ►

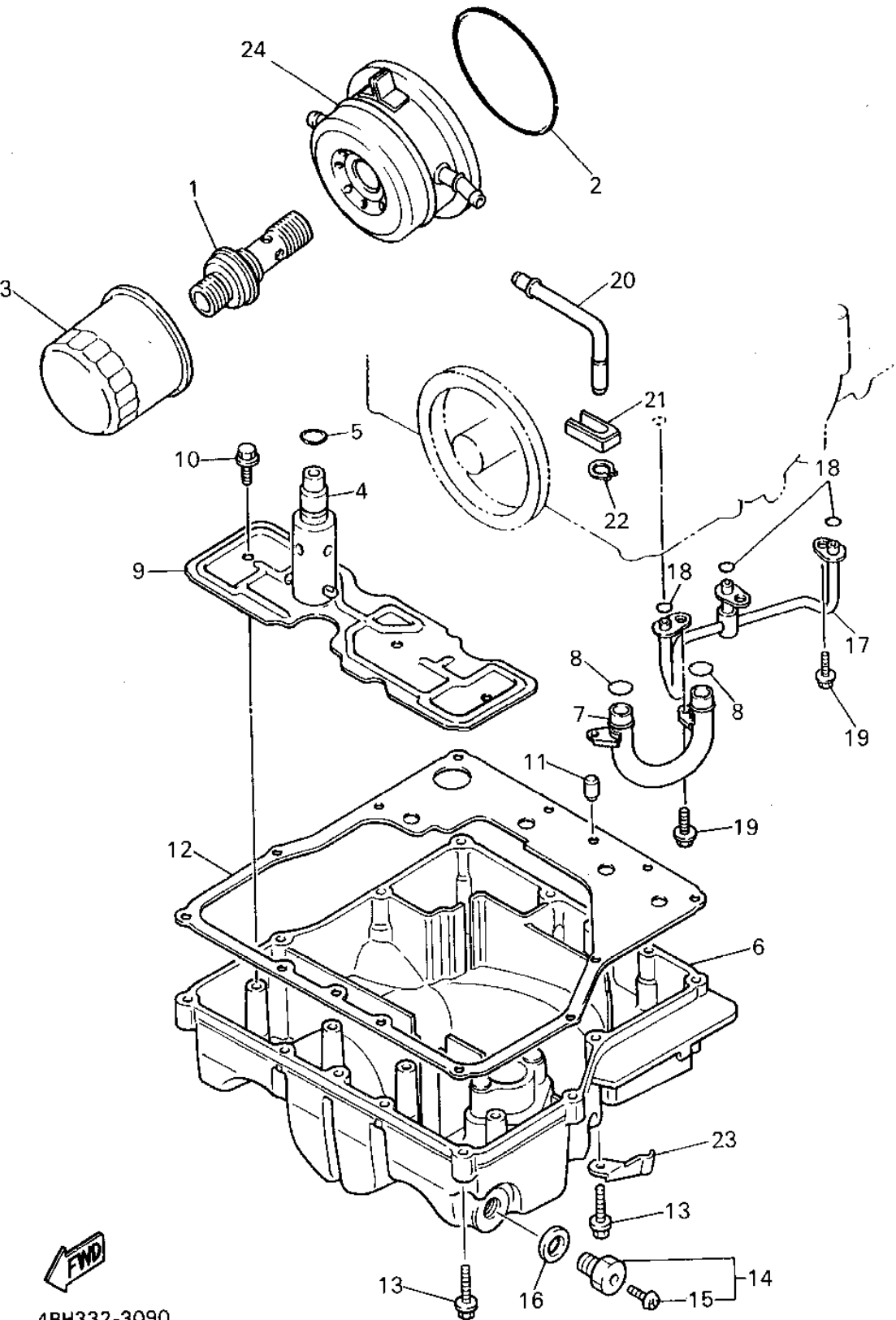
# OIL PUMP



4BH332-3080

Ref. No.	Part Number	Description	Qty	Remarks
30	95811-06016-00	BOLT, FLANGE (95822-06016)	1	
31	3GM-13454-00-00	NOZZLE	1	

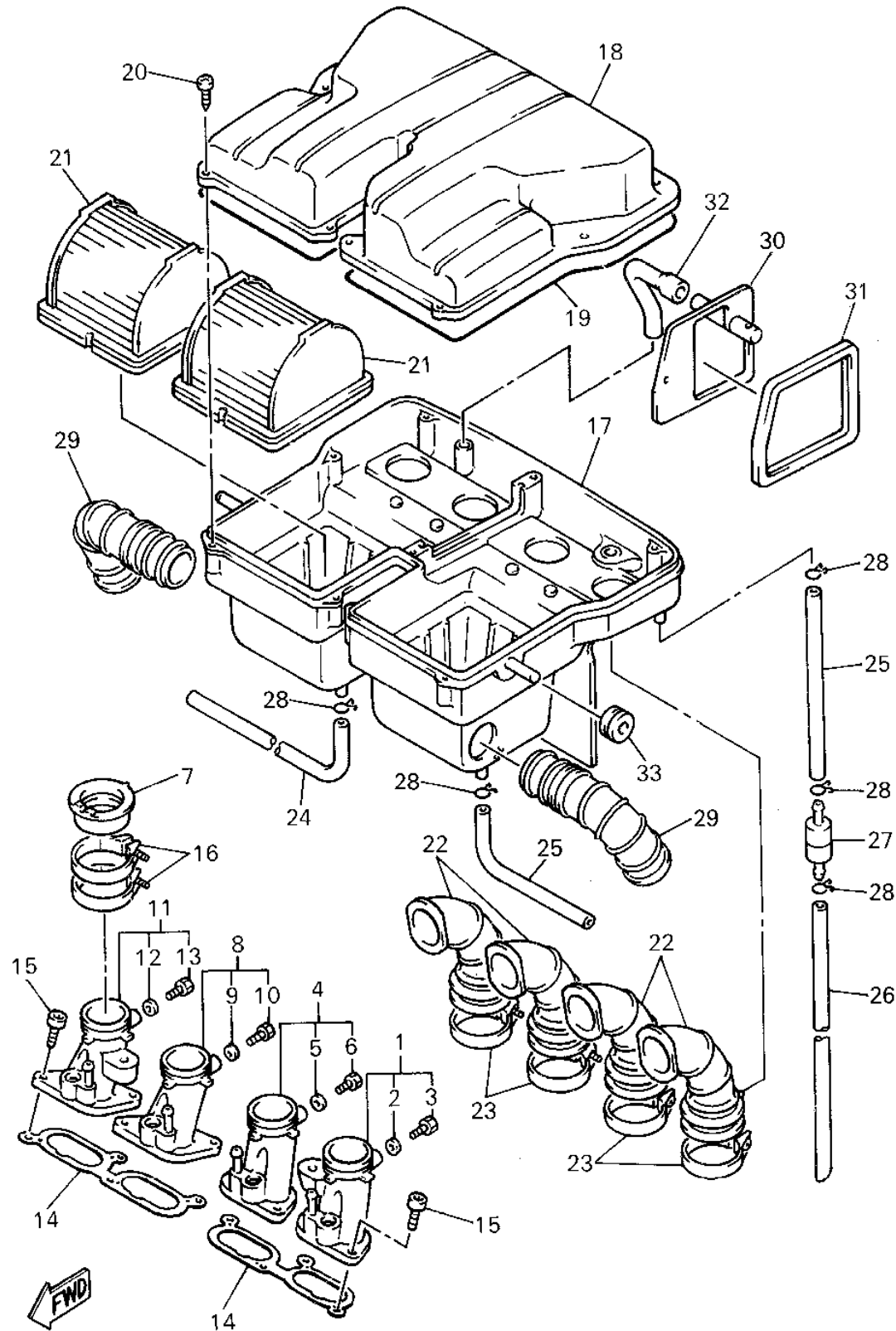
# OIL CLEANER



Ref. No.	Part Number	Description	Qty	Remarks
1	3TJ-13340-00-00	BY-PASS VALVE ASSEMBLY	1	
2	93210-87723-00	O-RING	1	
3	3FV-13440-00-00	ELEMENT ASSEMBLY, OIL CLEANER	1	
4	3KS-13490-00-00	RELIEF VALVE ASSEMBLY	1	
5	93210-15566-00	O-RING	1	
6	4BH-13417-00-00	COVER, STRAINER	1	
7	3FV-13416-01-00	PIPE, OIL 1	1	
8	93210-14579-00	O-RING	2	
9	3GM-13337-00-00	PLATE, BAFFLE LOWER	1	
10	95026-06010-00	BOLT, FLANGE	4	
11	99510-08016-00	PIN, DOWEL	2	
12	4BH-13414-00-00	GASKET, STRAINER COVER	1	
13	95023-06030-00	BOLT, FLANGE (95021-06030)	12	
14	3VD-13455-00-00	PLUG	1	
15	98901-06008-00	. SCREW, BIND	1	
16	214-11198-01-00	GASKET	1	
17	3GM-13161-01-00	PIPE, DELIVERY 1	1	
18	93210-06714-00	O-RING	3	
19	95026-06012-00	BOLT, FLANGE	3	
20	3GM-15373-00-00	PIPE, BREATHER	1	
21	3GM-13174-00-00	HOLDER, OIL PIPE	1	
22	99009-10400-00	CIRCLIP	1	
23	90465-08076-00	CLAMP	1	
24	4BH-13470-00-00	OIL COOLER ASSEMBLY	1	

  
4BH332-3090

# INTAKE



4BH332-3100

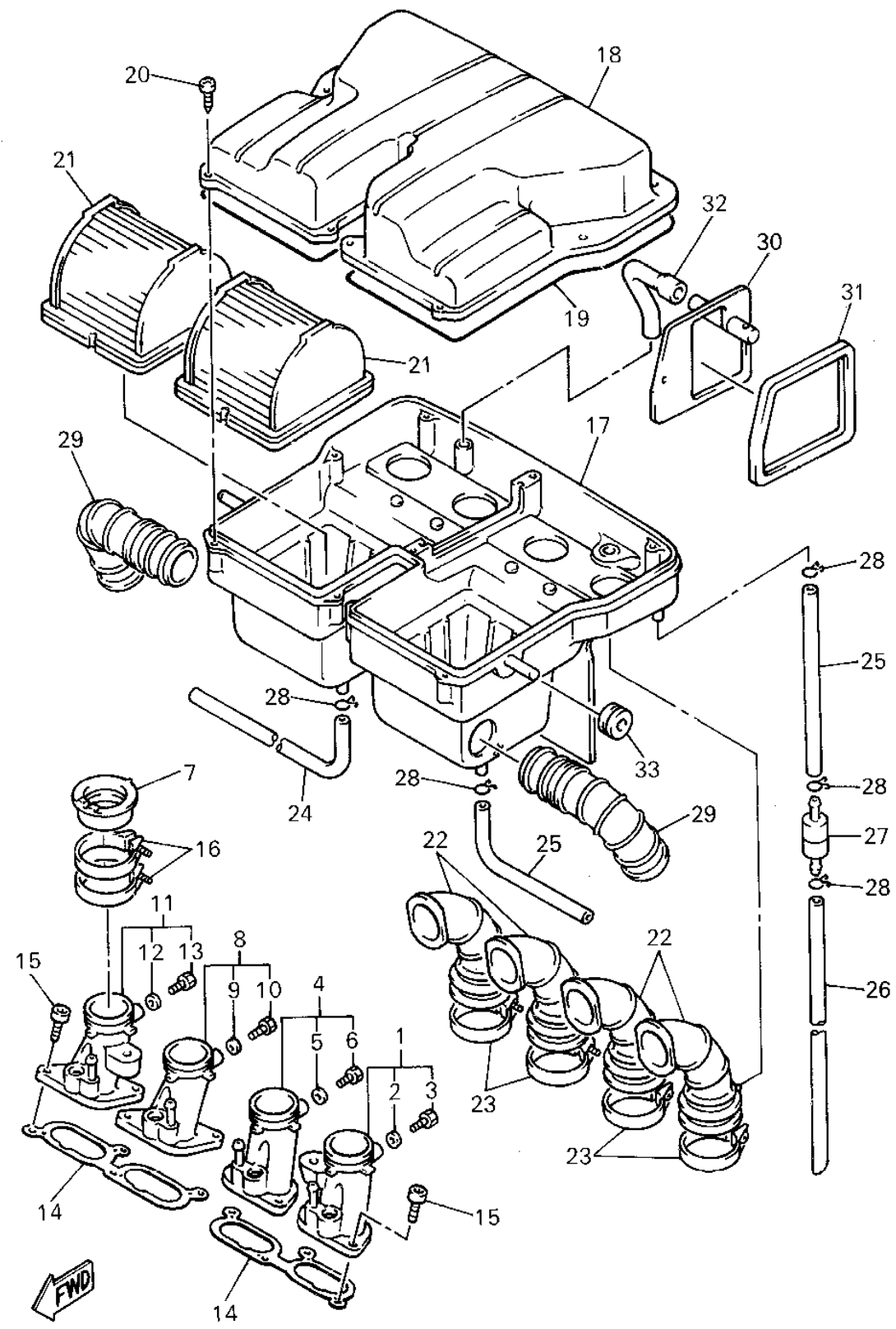
GTS1000AF\_AFC

Ref. No.	Part Number	Description	Qty	Remarks
1	4BH-13586-00-00	JOINT, CARBURETOR 1	1	
2	90430-06014-00	. GASKET	1	
3	91312-06012-00	. BOLT	1	
4	4BH-13596-00-00	JOINT, CARBURETOR 2	1	
5	90430-06014-00	. GASKET	1	
6	91312-06012-00	. BOLT	1	
7	2LM-13597-00-00	JOINT, CARBURETOR 3	4	
8	4BH-13597-00-00	JOINT, CARBURETOR 3	1	
9	90430-06014-00	. GASKET	1	
10	91312-06012-00	. BOLT	1	
11	4BH-13598-00-00	JOINT, CARBURETOR 4	1	
12	90430-06014-00	. GASKET	1	
13	91312-06012-00	. BOLT	1	
14	4BH-13556-00-00	GASKET, MANIFOLD	2	
15	91311-06020-00	BOLT, SOCKET HEAD	8	
16	1AE-13575-00-00	BAND	8	
17	4BH-W1441-00-00	AIR CLEANER CASE COMP.	1	
18	4BH-14421-00-00	CASE, AIR CLEANER 2	1	
19	4BH-14457-00-00	SEAL	1	
20	97780-50125-00	SCREW, TAPPING	10	
21	4BH-14451-00-00	ELEMENT, AIR CLEANER	2	
22	4BH-14453-00-00	JOINT, AIR CLEANER 1	4	
23	90450-49020-00	HOSE CLAMP ASSEMBLY	4	
24	4BH-14987-00-00	HOSE	1	
25	90445-11293-00	HOSE	2	
26	90445-075G7-00	HOSE	1	
27	4X7-2149Y-00-00	FILTER ASSEMBLY	1	
28	90467-10008-00	CLIP	5	
29	4BH-14437-00-00	DUCT	2	

CONTINUED ON NEXT FRAME ➤

INTAKE

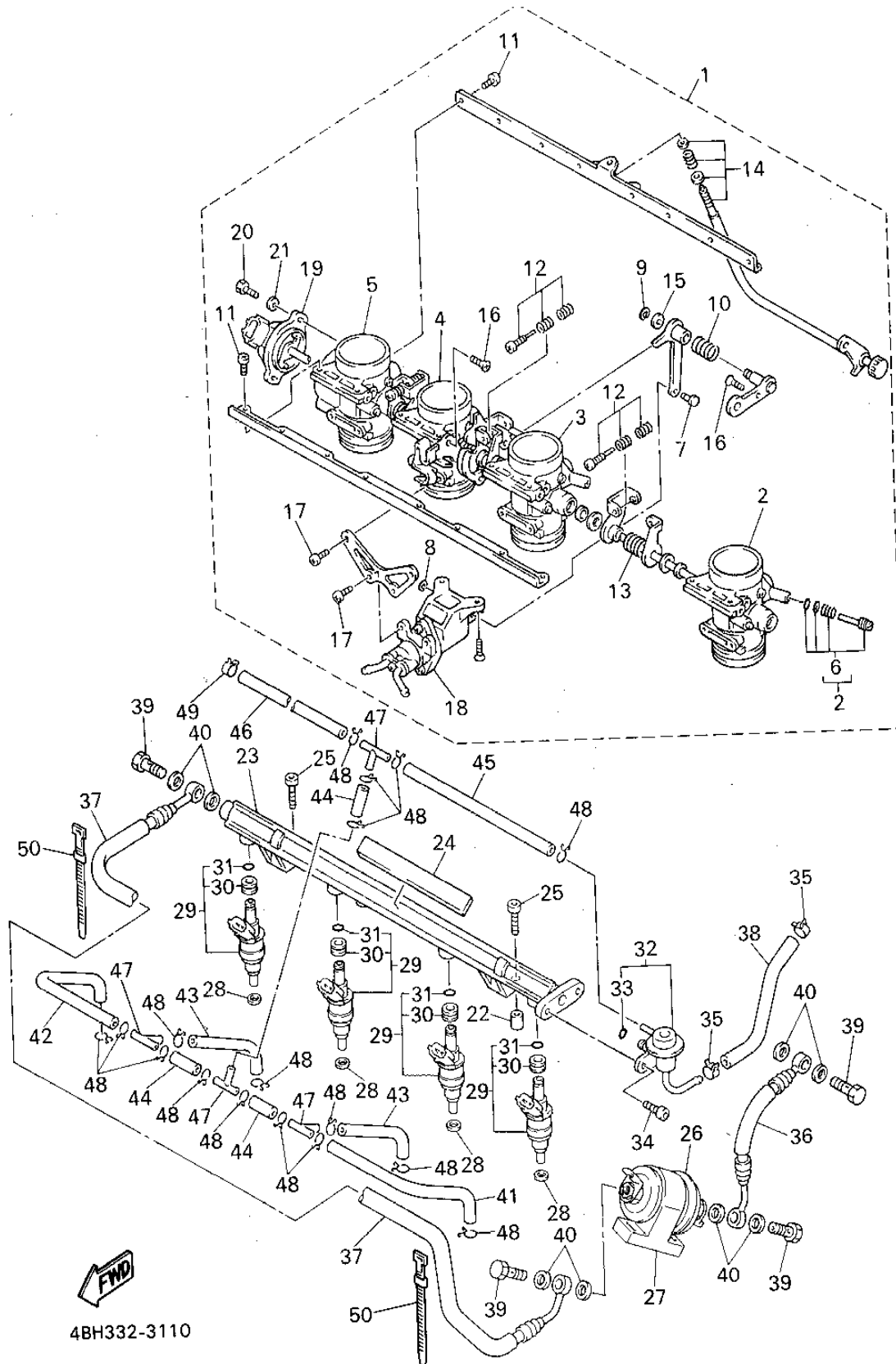
Ref. No.	Part Number	Description	Qty	Remarks
30	4BH-14432-00-00	SILENSER, INNER .....	1	
31	4BH-14452-00-00	SEAL .....	1	
32	4BH-14465-00-00	PIPE .....	1	
33	90480-18499-00	GROMMET .....	1	



4BH332-3100



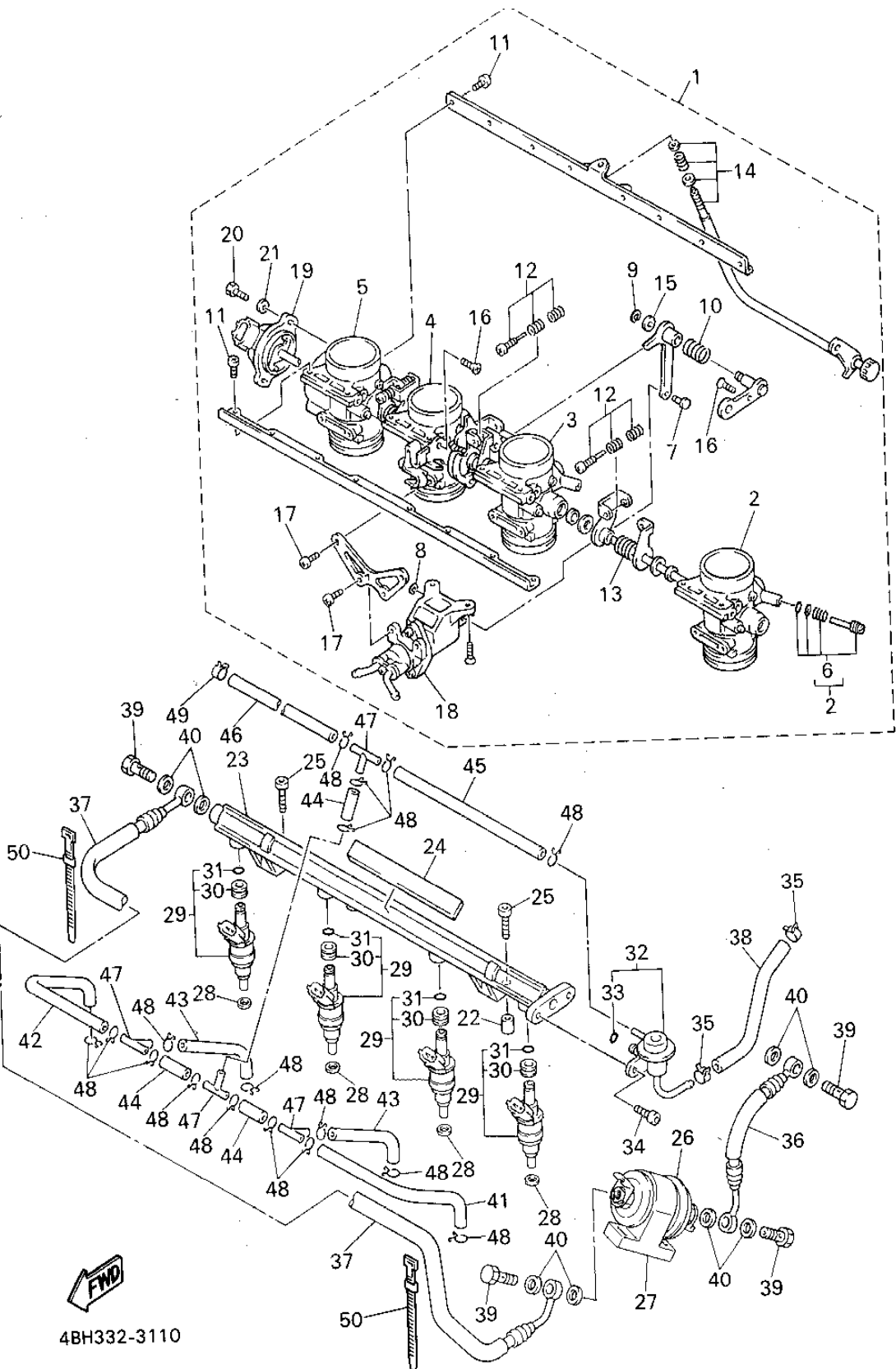
# INTAKE 2



Ref. No.	Part Number	Description	Qty	Remarks
1	4BH-13750-00-00	THROTTLE BODY ASSEMBLY	1	UR
	4HH-13750-00-00	THROTTLE BODY ASSEMBLY	1	UR CA ONLY
2	4BH-13751-00-00	. BODY, THROTTLE 1	1	UR
	4HH-13751-00-00	. BODY, THROTTLE 1	1	UR CA ONLY
3	4BH-13752-00-00	. BODY, THROTTLE 2	1	UR
	4HH-13752-00-00	. BODY, THROTTLE 2	1	UR CA ONLY
4	4BH-13753-00-00	. BODY, THROTTLE 3	1	UR
	4HH-13753-00-00	. BODY, THROTTLE 3	1	UR CA ONLY
5	4BH-13754-00-00	. BODY, THROTTLE 4	1	UR
	4HH-13754-00-00	. BODY, THROTTLE 4	1	UR CA ONLY
6	4BH-14105-00-00	. . PILOT SCREW SET	1	
7	4BH-14386-00-00	. PIN, FLOAT	1	
8	256-14919-00-00	. CLIP	1	
9	820-14137-00-00	. CLIP	1	
10	4BH-14938-00-00	. SPRING	1	
11	98580-05012-00	. SCREW, PAN HEAD	16	
12	4BH-14103-00-00	. THROTTLE SCREW SET	3	
13	1HX-14131-00-00	. SPRING, THROTTLE VALVE	2	
14	4BH-1490K-00-00	. STOP SCREW SET	1	
15	22F-14117-00-00	. WASHER, PLUG SCREW	1	
16	98702-05010-00	. SCREW, FLAT HEAD	2	
17	98580-04008-00	. SCREW, PAN HEAD	4	
18	4BH-14204-00-00	. CASE, STARTER	1	
19	4BH-85885-00-00	. THROTTLE SENSOR ASSEMBLY	1	
20	4BH-14592-00-00	. SCREW	2	
21	92901-04600-00	. WASHER, PLATE	2	
22	99510-08012-00	PIN, DOWEL	2	
23	4BH-13938-00-00	PIPE	1	

CONTINUED ON NEXT FRAME ►

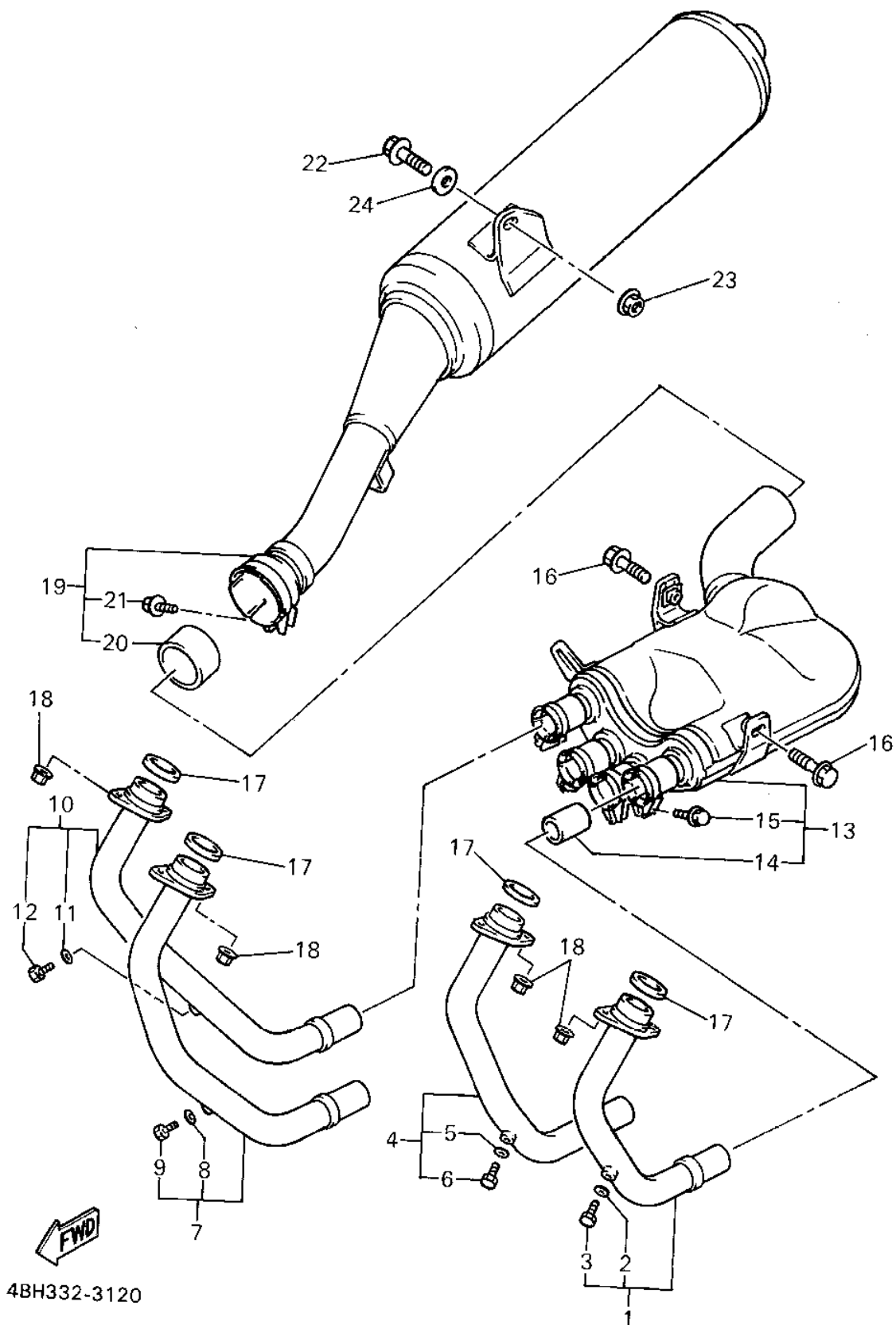
# INTAKE 2



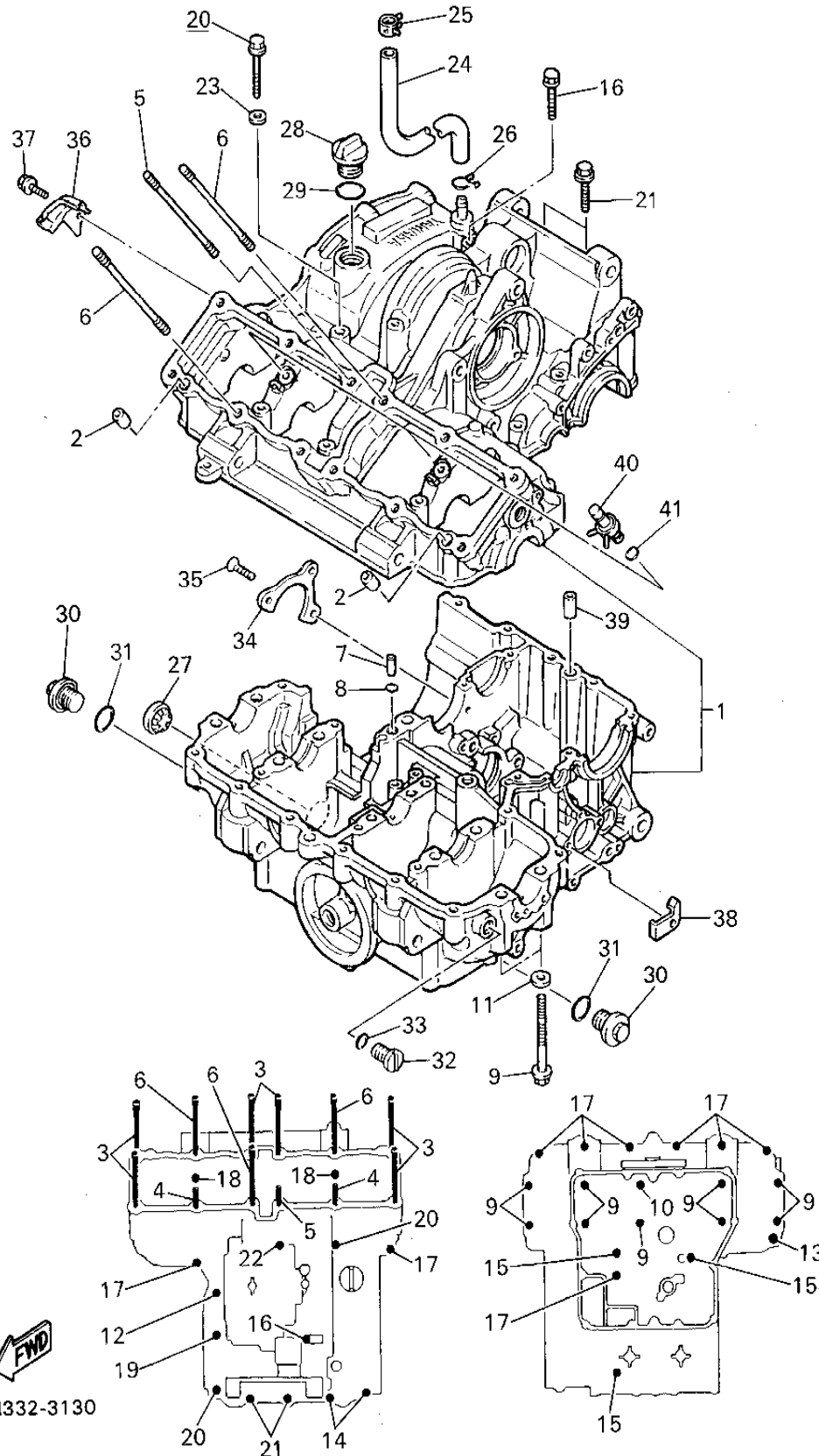
Ref. No.	Part Number	Description	Qty	Remarks
24	34M-21639-00-00	DAMPER 2 .....	1	
25	91311-06025-00	BOLT, SOCKET HEAD .....	2	
26	4BH-13915-00-00	FILTER .....	1	
27	4BH-14425-00-00	DAMPER 1 .....	1	
28	4BH-13764-00-00	GASKET .....	4	
29	4BH-13761-00-00	INJECTOR ASSEMBLY .....	4	
30	4BH-13766-00-00	. RUBBER, INJECTOR .....	1	
31	4BH-13769-00-00	. O-RING .....	1	
32	4BH-13906-00-00	REGULATOR, PRESSURE ....	1	
33	4BH-13769-00-00	. O-RING .....	1	
34	90110-06145-00	BOLT, HEX.SOCKET .....	2	
35	90467-13114-00	CLIP .....	2	
36	4BH-13971-00-00	PIPE, FUEL 1 .....	1	
37	4BH-13972-00-00	PIPE, FUEL 2 .....	1	
38	4BH-13973-00-00	PIPE, FUEL 3 .....	1	
39	4BH-13573-00-00	BOLT 1 .....	4	
40	90430-12219-00	GASKET .....	8	
41	4BH-13542-00-00	HOSE, VACUUM SENSING 1 ..	1	
42	4BH-13544-00-00	HOSE, VACUUM SENSING 2 ..	1	
43	4BH-13532-00-00	HOSE, VACUUM SENSING 3 ..	2	
44	4BH-13533-00-00	HOSE, VACUUM SENSING 4 ..	3	
45	4BH-13534-00-00	HOSE, VACUUM SENSING 5 ..	1	
46	4BH-13535-00-00	HOSE, VACUUM SENSING 5 ..	1	
47	90413-05014-00	WAY 3 .....	4	
48	90467-08021-00	CLIP .....	17	
49	90467-07138-00	CLIP .....	1	
50	437-83936-11-00	BAND, SWITCH CORD .....	2	

# EXHAUST

Ref. No.	Part Number	Description	Qty	Remarks
1	4BH-14610-00-00	EXHAUST PIPE ASSEMBLY 1 .	1	
2	92906-06600-00	. WASHER .....	1	
3	90101-06576-00	. BOLT .....	1	
4	4BH-14620-00-00	EXHAUST PIPE ASSEMBLY 2 .	1	
5	92906-06600-00	. WASHER .....	1	
6	90101-06576-00	. BOLT .....	1	
7	4BH-14630-00-00	EXHAUST PIPE ASSEMBLY 3 .	1	
8	92906-06600-00	. WASHER .....	1	
9	90101-06576-00	. BOLT .....	1	
10	4BH-14650-00-00	EXHAUST PIPE ASSEMBLY 4 .	1	
11	92906-06600-00	. WASHER .....	1	
12	90101-06576-00	. BOLT .....	1	
13	4BH-14730-00-00	CHAMBER ASSEMBLY .....	1	
14	4BH-14714-00-00	. GASKET, MUFFLER .....	4	
15	95023-08020-00	. BOLT .....	4	
16	95811-08035-00	BOLT, FLANGE (95821-08035) .	2	
17	3YF-14613-01-00	GASKET, EXHAUST PIPE ....	4	
18	90179-08410-00	NUT .....	8	
19	4BH-14710-00-00	MUFFLER ASSEMBLY 1 .....	1	
20	3HE-14755-00-00	. GASKET, SILENCER .....	1	
21	95821-08025-00	. BOLT, FLANGE .....	1	
22	90105-10316-00	BOLT, WASHER BASED .....	1	
23	95701-10500-00	NUT, FLANGE (95702-10500) ..	1	
24	90201-10669-00	WASHER, PLATE .....	1	



# CRANKCASE

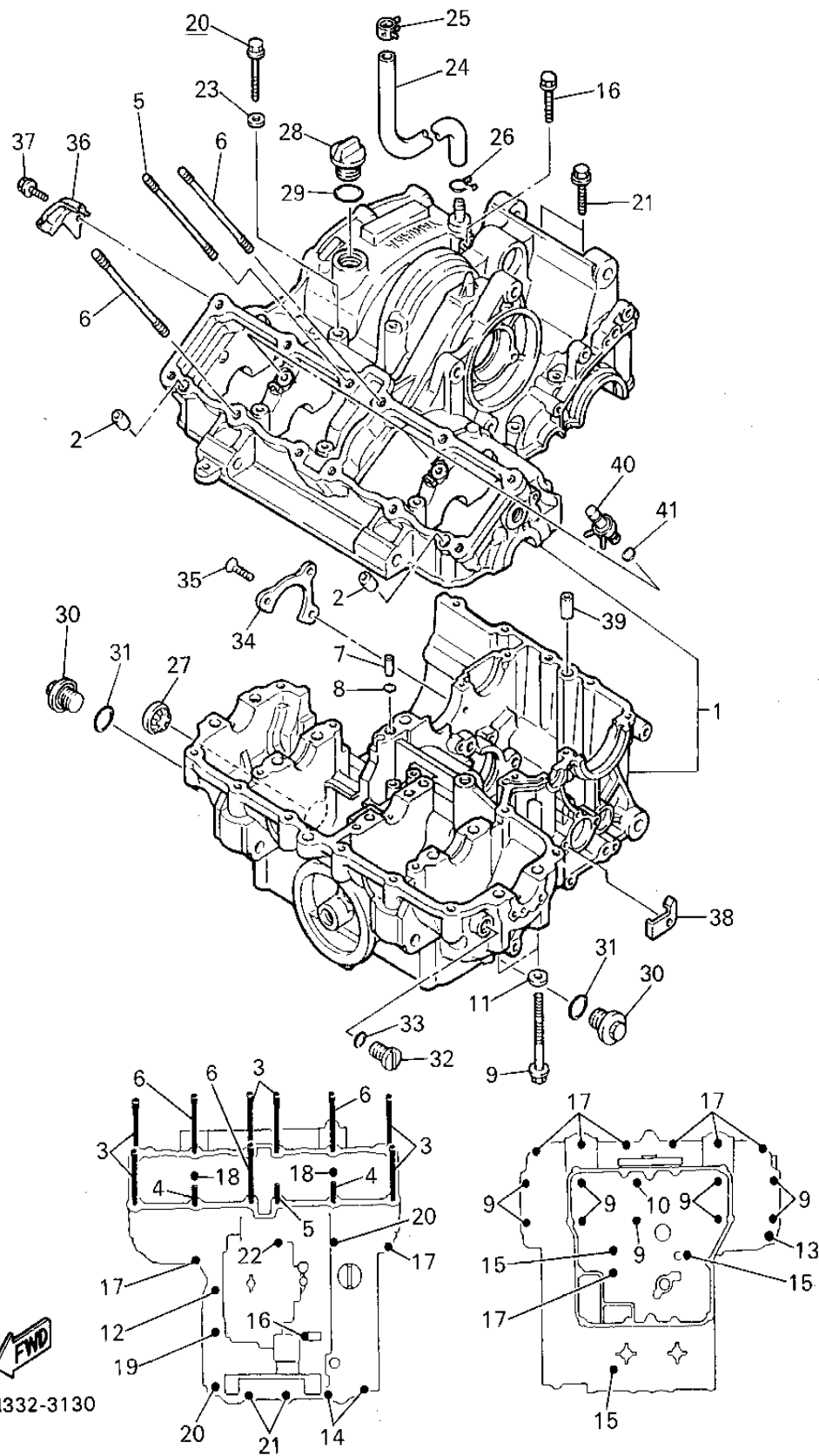


Ref. No.	Part Number	Description	Qty	Remarks
1	3GM-15100-52-00	CRANKCASE ASSEMBLY	1	
2	99530-10014-00	PIN, DOWEL	2	
3	90116-10532-00	BOLT, STUD	6	
4	90116-10569-00	BOLT, STUD	2	
5	90116-10531-00	BOLT, STUD	1	
6	90116-10576-00	BOLT, STUD	3	
7	90387-05383-00	COLLAR	1	
8	93210-07135-00	O-RING	1	
9	90105-09373-00	BOLT, WASHER BASED	9	
10	90105-09580-00	BOLT, WASHER BASED	1	
11	90201-096J9-00	WASHER, PLATE	4	
12	95811-06035-00	BOLT, FLANGE	1	
13	95811-08045-00	BOLT, FLANGE (JN5)	1	
14	95811-06060-00	BOLT, FLANGE	2	
15	95811-06080-00	BOLT, FLANGE	3	
16	95811-06140-00	BOLT, FLANGE	1	
17	95811-08045-00	BOLT, FLANGE (JN5)	9	
18	95811-08055-00	BOLT, FLANGE	2	
19	95811-08065-00	BOLT, FLANGE	1	
20	95811-08090-00	BOLT, FLANGE (95822-08090)	2	
21	95811-08060-00	BOLT, FLANGE	2	
22	90105-09555-00	BOLT, WASHER BASED	1	
23	90201-08087-00	WASHER, PLATE	1	
24	4BH-11166-00-00	PIPE, BREATHER 1	1	
25	90467-15054-00	CLIP	1	
26	90467-14015-00	CLIP	1	
27	2H7-15361-00-00	GAUGE, LEVEL	1	
28	3FV-15363-00-00	PLUG, OIL	1	
29	93210-27778-00	O-RING	1	

CONTINUED ON NEXT FRAME ➤

4BH332-3130

# CRANKCASE



Ref. No.	Part Number	Description	Qty	Remarks
30	4H7-15189-00-00	PLUG .....	2	
31	93210-20573-00	O-RING .....	2	
32	90340-14068-00	PLUG, STRAIGHT SCREW ....	1	
33	93210-14369-00	O-RING .....	1	
34	1AE-15383-00-00	PLATE, BEARING COVER ....	1	
35	90151-06014-00	SCREW, COUNTERSUNK ....	3	
36	90462-08184-00	CLAMP .....	1	
37	95023-06012-00	BOLT, FLANGE .....	1	
38	90462-08158-00	CLAMP .....	1	
39	99510-12016-00	PIN, DOWEL .....	1	
40	2TK-15105-00-00	NOZZLE ASSEMBLY .....	2	
41	93210-06632-00	O-RING .....	2	

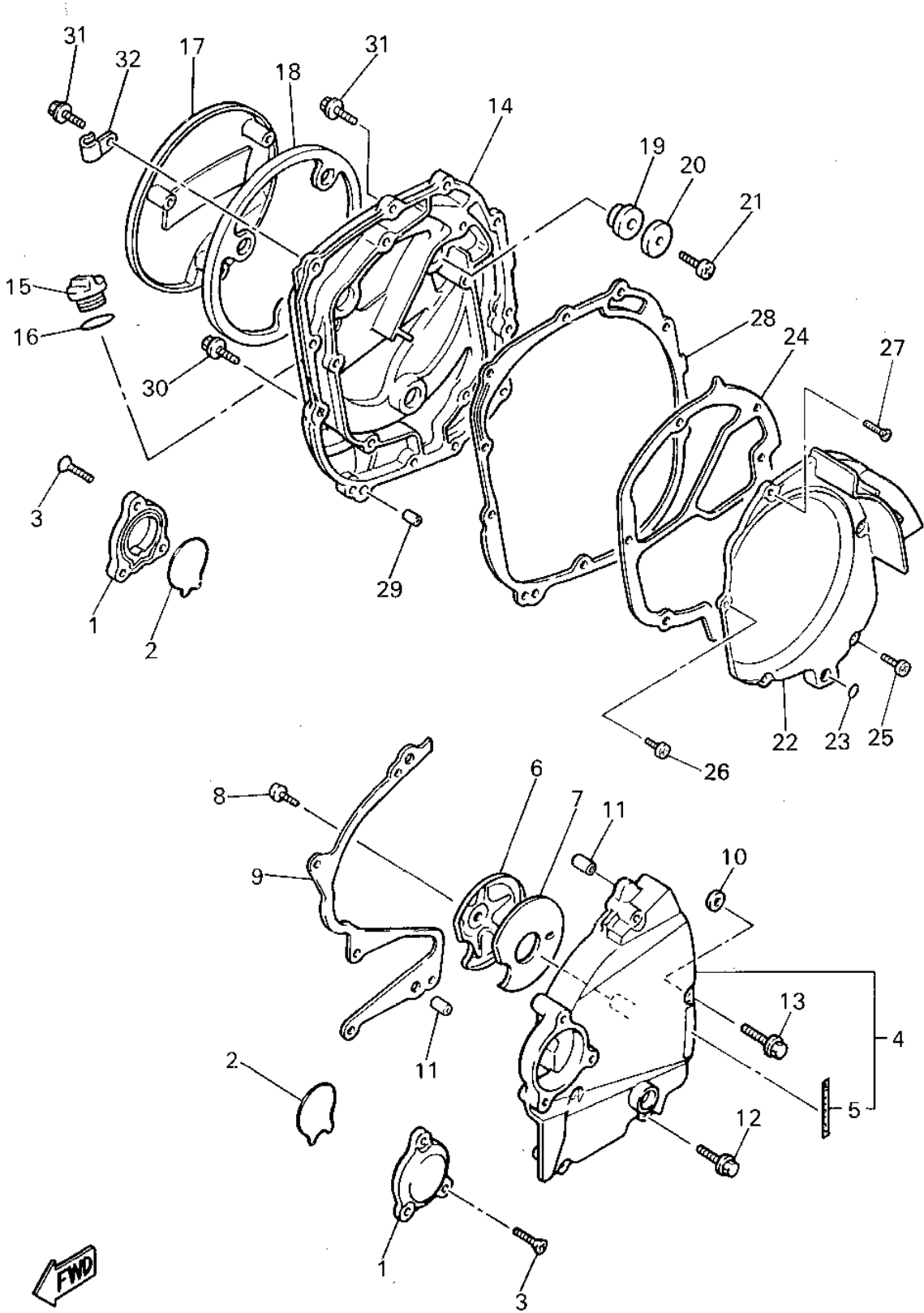
4BH332-3140

## CRANKCASE COVER 1

Ref. No.	Part Number	Description	Qty	Remarks
1	3GM-15416-00-00	COVER, OIL PUMP .....	2	
2	1AE-15456-00-00	GASKET, OIL PUMP COVER 1	2	
3	90152-06014-00	SCREW, COUNTERSUNK ....	6	
4	3GM-15410-00-00	CRANKCASE COVER ASSEMBLY 1 .....	1	
5	2GH-15435-00-00	. EMBLEM .....	1	
6	3GM-15427-00-00	COVER, CAP 2 .....	1	
7	1AE-15316-00-00	DAMPER, ENGINE MOUNT 1 ..	1	
8	92011-06010-00	BOLT, BUTTON HEAD .....	1	
9	4BH-15451-00-00	GASKET, CRANKCASE COVER 1 .....	1	
10	4CR-15467-00-00	GASKET .....	1	
11	99510-08012-00	PIN, DOWEL .....	2	
12	95023-06040-00	BOLT, FLANGE (1YW) .....	3	
13	95021-06050-00	BOLT, FLANGE .....	2	
14	4BH-15421-00-00	COVER, CRANKCASE 2 .....	1	
15	3F9-15362-00-00	PLUG, OIL LEVEL .....	1	
16	93210-27778-00	O-RING .....	1	
17	3GM-15417-00-00	COVER, CAP .....	1	
18	3GM-15449-00-00	RING, RUBBER .....	1	
19	4H7-15486-00-00	GROMMET .....	3	
20	90209-06096-00	WASHER .....	3	
21	98580-06010-00	SCREW, PAN HEAD (92503-06010) .....	3	
22	3GM-15346-00-00	BREATHER 1 .....	1	
23	93210-09418-00	O-RING .....	1	
24	4BH-15463-00-00	GASKET, CARBURETOR COVER 2 .....	1	
25	98580-06020-00	SCREW .....	4	
26	90157-06104-00	SCREW, PAN HEAD .....	1	

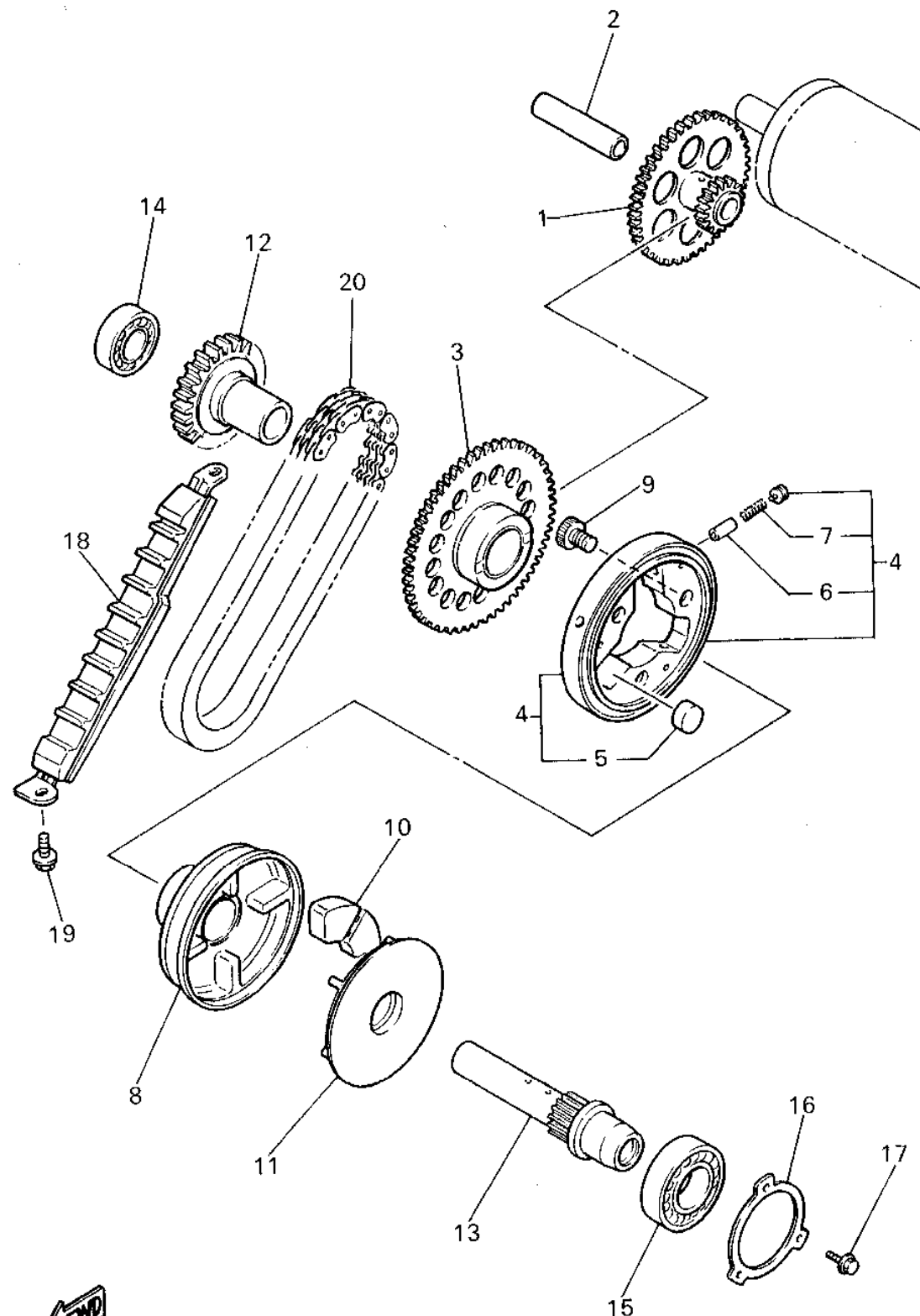
**CONTINUED ON NEXT FRAME ►**

# CRANKCASE COVER 1



Ref. No.	Part Number	Description	Qty	Remarks
27	90152-06024-00	SCREW, COUNTERSUNK	1	
28	4BH-15461-00-00	GASKET, CRANKCASE COVER 2	1	
29	99510-08012-00	PIN, DOWEL	2	
30	95023-06030-00	BOLT, FLANGE (95021-06030)	2	
31	95023-06020-00	BOLT, FLANGE	9	
32	90465-06038-00	CLAMP	1	

  
4BH332-3140



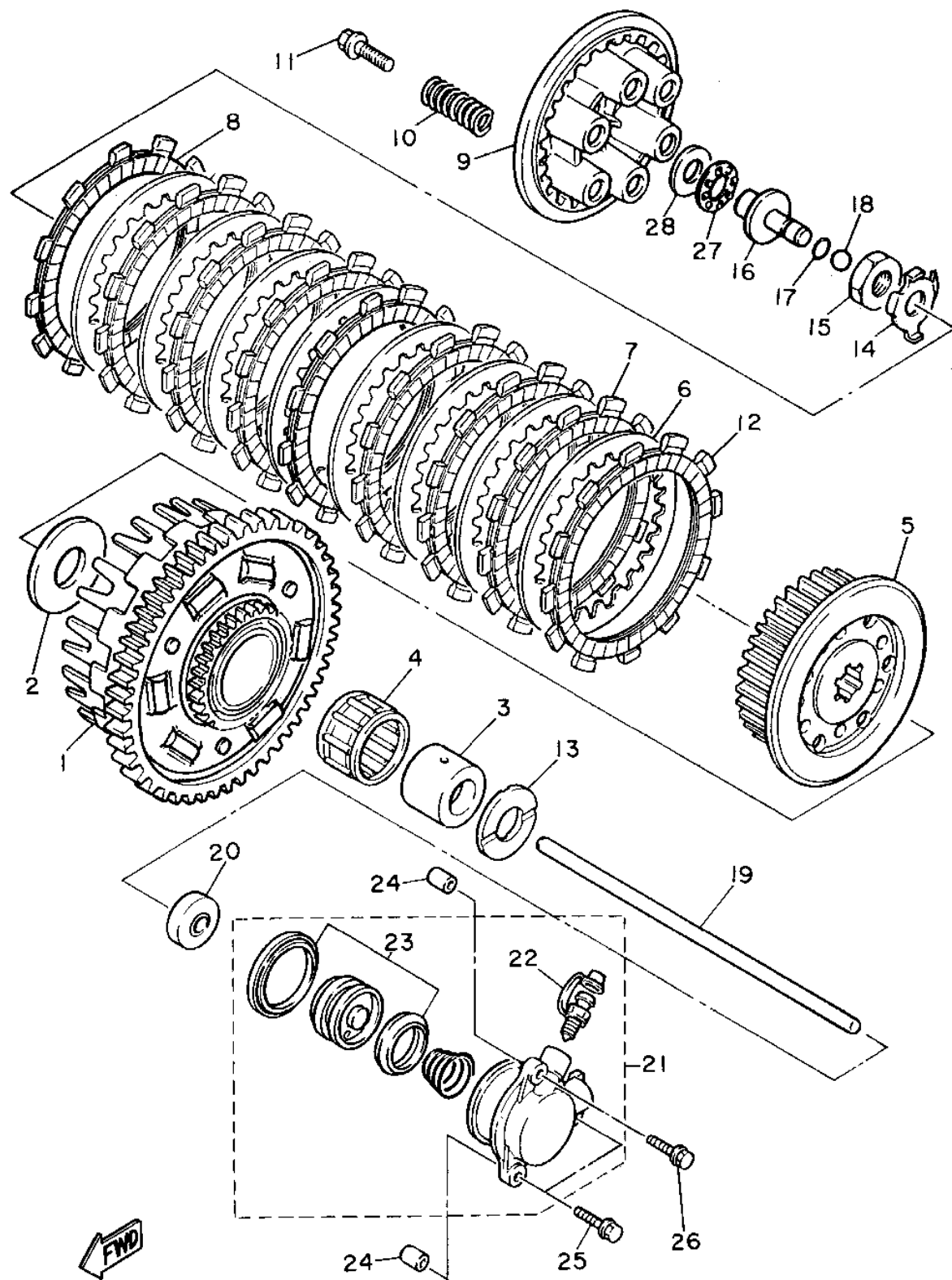
# STARTER

Ref. No.	Part Number	Description	Qty	Remarks
1	3GM-15512-00-00	GEAR, IDLER 1 .....	1	
2	51Y-15521-00-00	SHAFT 1 .....	1	
3	4BH-15517-00-00	GEAR, IDLER 2 .....	1	
4	3GM-15580-00-00	STARTER CLUTCH OUTER ASSEMBLY .....	1	
5	93615-12088-00	. PIN, DOWEL .....	3	
6	1J7-15583-01-00	. CAP, STARTER CLUTCH SPRING .....	3	
7	90501-04623-00	. SPRING, COMPRESSION ....	3	
8	3GM-15524-00-00	WHEEL, STARTER .....	1	
9	90110-08177-00	BOLT, HEXAGON SOCKET HEAD .....	3	
10	4H7-16155-01-00	ABSORBER 1 .....	4	
11	3GM-15689-00-00	RETAINER .....	1	
12	3GM-15519-00-00	SPROCKET, STARTER 2 .....	1	
13	3GM-15522-00-00	SHAFT 2 .....	1	
14	93306-20335-00	BEARING .....	1	
15	93306-20541-00	BEARING (B6205) .....	1	
16	1AE-15381-00-00	PLATE, BEARING COVER ....	1	
17	95026-06016-00	BOLT, FLANGE .....	3	
18	4BH-11474-00-00	GUIDE, UPPER .....	1	
19	95816-06014-00	BOLT, FLANGE .....	2	
20	4H7-11456-00-00	CHAIN, PRIMARY .....	1	



4BH332-3150



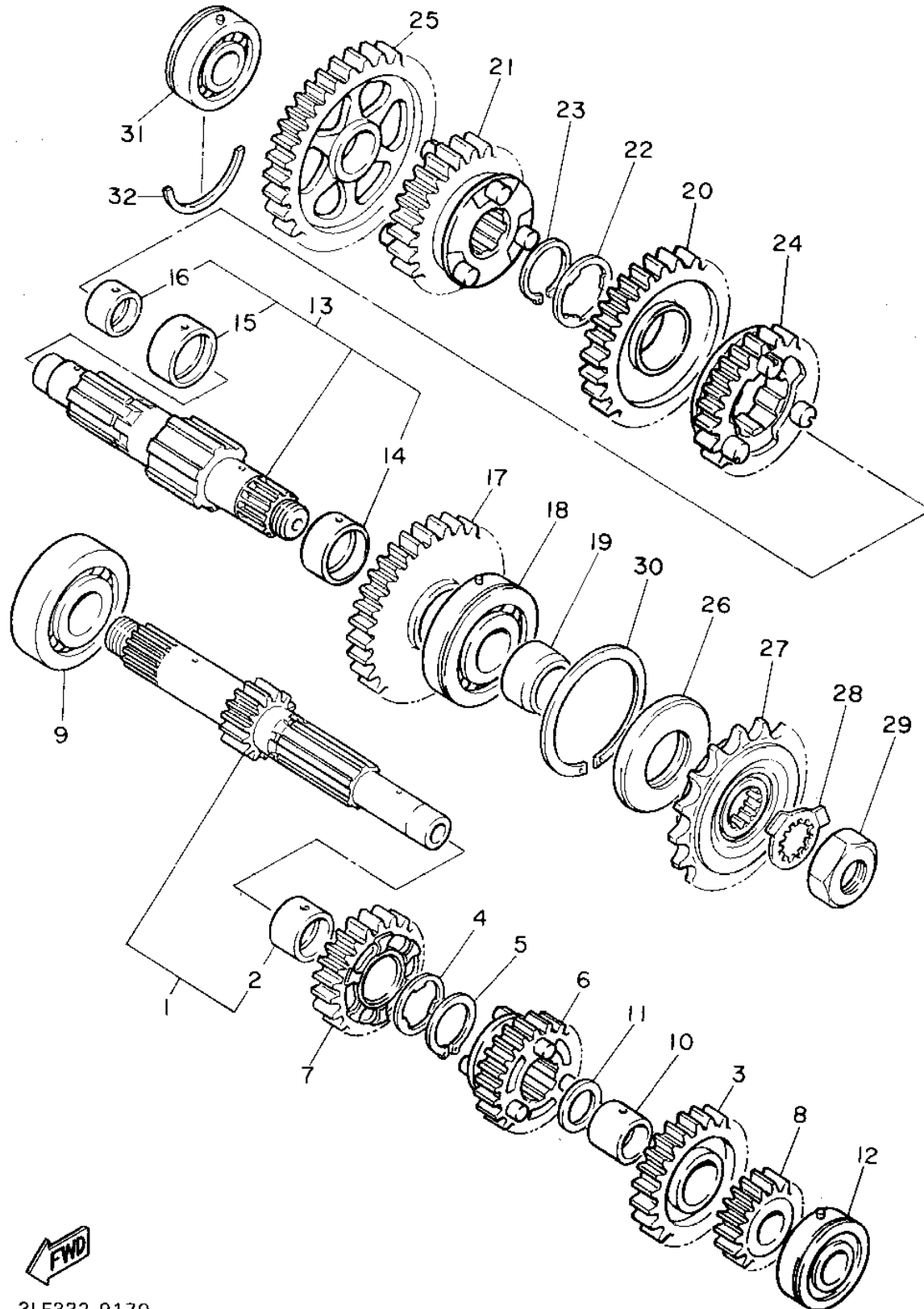


3LE332-3160

# CLUTCH

Ref. No.	Part Number	Description	Qty	Remarks
1	3GM-16150-01-00	PRIMARY DRIVEN GEAR COMP. ....	1	
2	1AE-16154-00-00	PLATE, THRUST 1 ....	1	
3	90560-25270-00	SPACER ....	1	
4	93310-340N8-00	BEARING, CYLINDRICAL ....	1	
5	4BH-16371-01-00	BOSS, CLUTCH ....	1	
6	31A-16325-00-00	PLATE, CLUTCH 2 ....	8	
7	4H7-16321-01-00	PLATE, FRICTION ....	7	
8	31A-16321-00-00	PLATE, FRICTION ....	1	
9	3GM-16351-00-00	PLATE, PRESSURE 1 ....	1	
10	90501-230E4-00	SPRING, COMPRESSION ....	6	
11	90159-06123-00	SCREW, WITH WASHER ....	6	
12	3GM-16321-00-00	PLATE, FRICTION ....	1	
13	1AE-16164-00-00	PLATE, THRUST 2 ....	1	
14	90215-20231-00	WASHER, LOCK ....	1	
15	90170-20327-00	NUT ....	1	
16	1LJ-16356-00-00	ROD, PUSH 1 ....	1	
17	93210-06632-00	O-RING ....	1	
18	93511-32027-00	BALL ....	1	
19	1AE-16357-00-00	ROD, PUSH 2 ....	1	
20	93109-08061-00	OIL SEAL ....	1	
21	1TV-16381-10-00	PUSH LEVER COMP. ....	1	
22	36Y-W0048-00-00	. BLEED SCREW KIT ....	1	
23	26H-W0098-00-00	. PUSH LEVER SEAL KIT ....	1	
24	99510-08012-00	PIN, DOWEL ....	2	
25	95026-06030-00	BOLT, FLANGE ....	2	
26	95026-06090-00	BOLT, FLANGE ....	1	
27	93340-21505-00	BEARING ....	1	
28	90201-150H2-00	WASHER, PLATE ....	1	

# TRANSMISSION



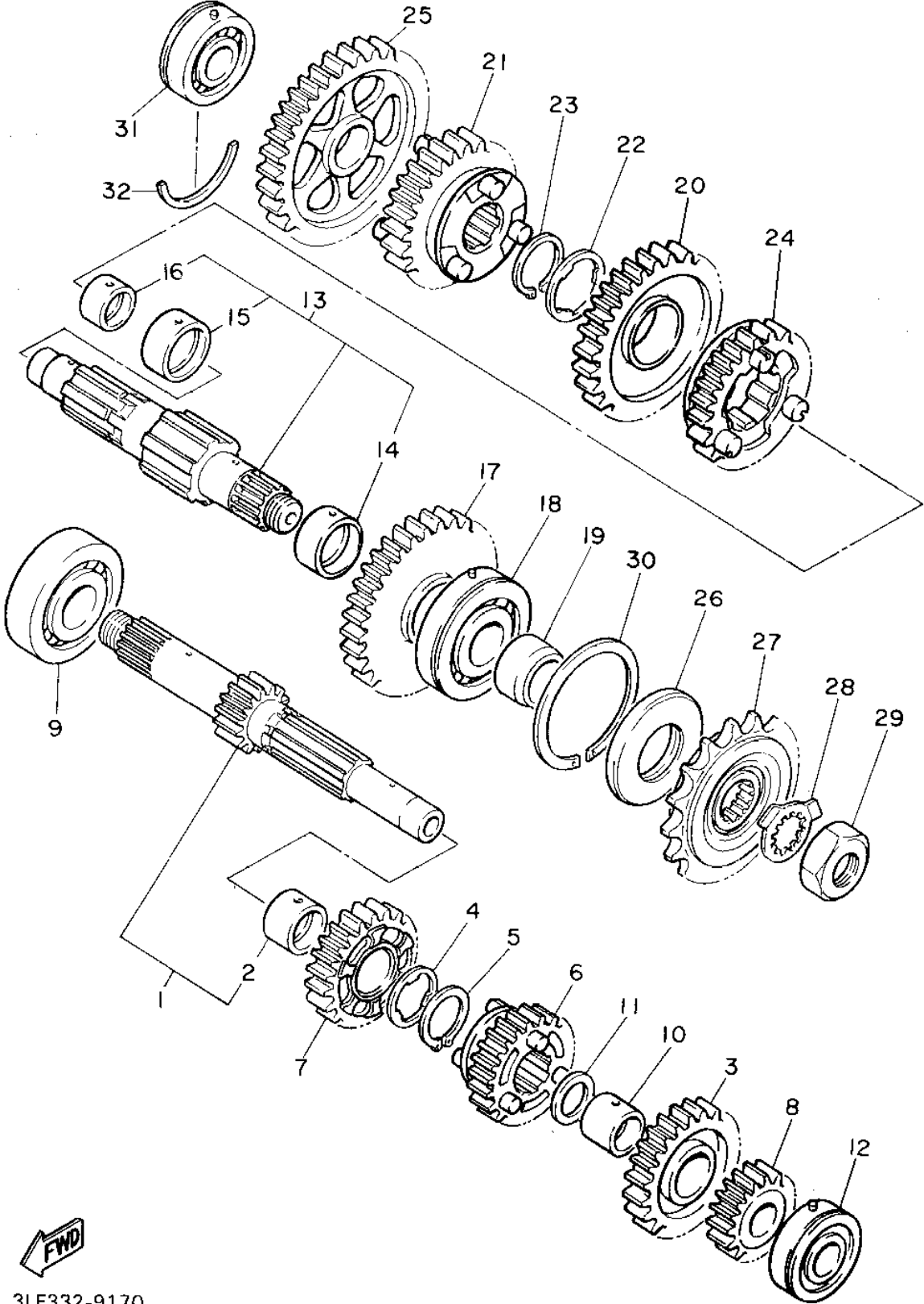
Ref. No.	Part Number	Description	Qty	Remarks
1	2GH-W1741-00-00	MAIN AXLE ASSEMBLY (14T)	1	
2	90387-253M6-00	. COLLAR	1	
3	2GH-17151-00-00	GEAR, 5TH PINION (27T)	1	
4	90209-22191-00	WASHER	1	
5	93440-25084-00	CIRCLIP	1	
6	2GH-17131-00-00	GEAR, 3RD PINION (21T)	1	
7	2GH-17141-00-00	GEAR, 4TH PINION (23T)	1	
8	2GH-17121-00-00	GEAR, 2ND PINION (18T)	1	
9	93306-30525-00	BEARING (B6305)	1	
10	90387-203M7-00	COLLAR	1	
11	90201-200K3-00	WASHER, PLATE	1	
12	93306-20455-00	BEARING	1	
13	3GM-W1742-00-00	DRIVE AXLE ASSEMBLY	1	
14	90387-271T7-00	. COLLAR	1	
15	90387-281T8-00	. COLLAR	1	
16	90387-211T9-00	. COLLAR	1	
17	3GM-17221-00-00	GEAR, 2ND WHEEL (32T)	1	
18	93305-30501-00	BEARING	1	
19	90387-255V9-00	COLLAR	1	
20	3GM-17231-00-00	GEAR, 3RD WHEEL (29T)	1	
21	3GM-17241-00-00	GEAR, 4TH WHEEL (27T)	1	
22	90209-25196-00	WASHER	1	
23	93440-28062-00	CIRCLIP	1	
24	3GM-17251-00-00	GEAR, 5TH WHEEL (28T)	1	
25	2GH-17211-01-00	GEAR, 1ST WHEEL	1	
26	93102-35423-00	OIL SEAL	1	
27	2GH-17460-11-00	SPROCKET, DRIVE 17T (2GH1746170)	1	
28	90215-21022-00	WASHER, LOCK	1	

CONTINUED ON NEXT FRAME ►



3LE332-9170

# TRANSMISSION

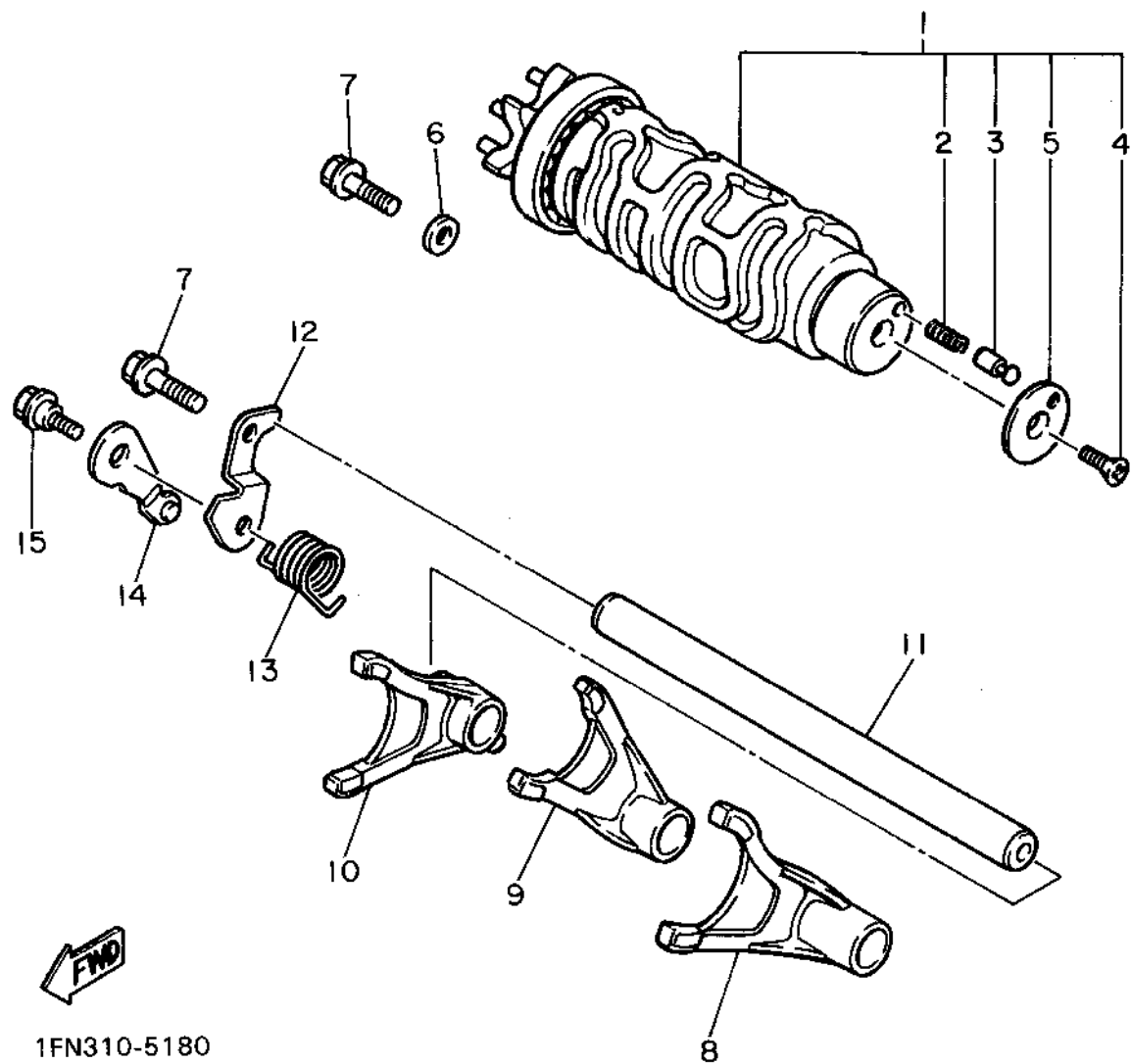


Ref. No.	Part Number	Description	Qty	Remarks
29	90179-18020-00	NUT .....	1	
30	278-17424-01-00	CIRCLIP 1 .....	1	
31	93306-20455-00	BEARING .....	1	
32	93440-45144-00	CIRCLIP .....	1	



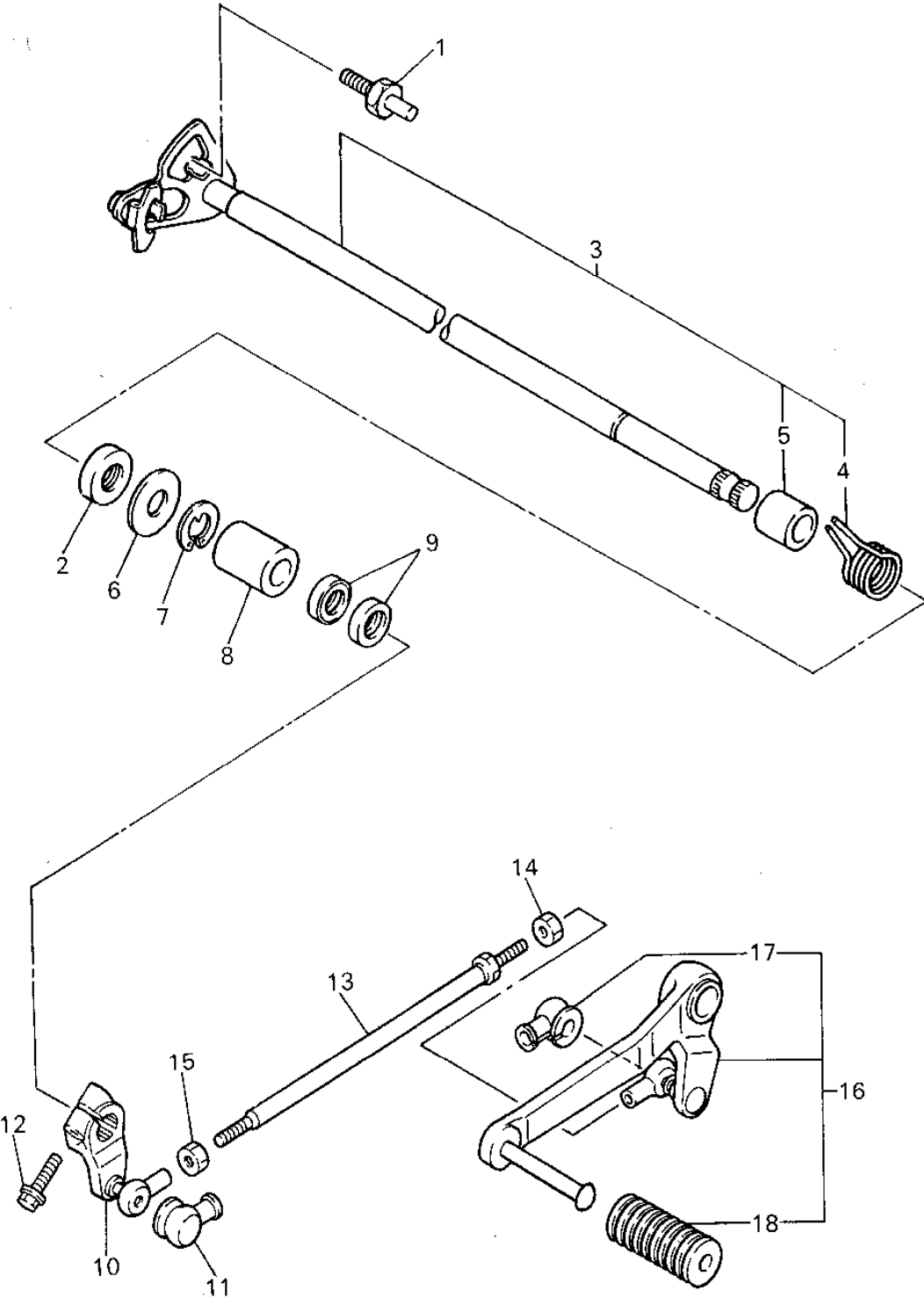
3LE332-9170

# SHIFT CAM - SHIFT FORK



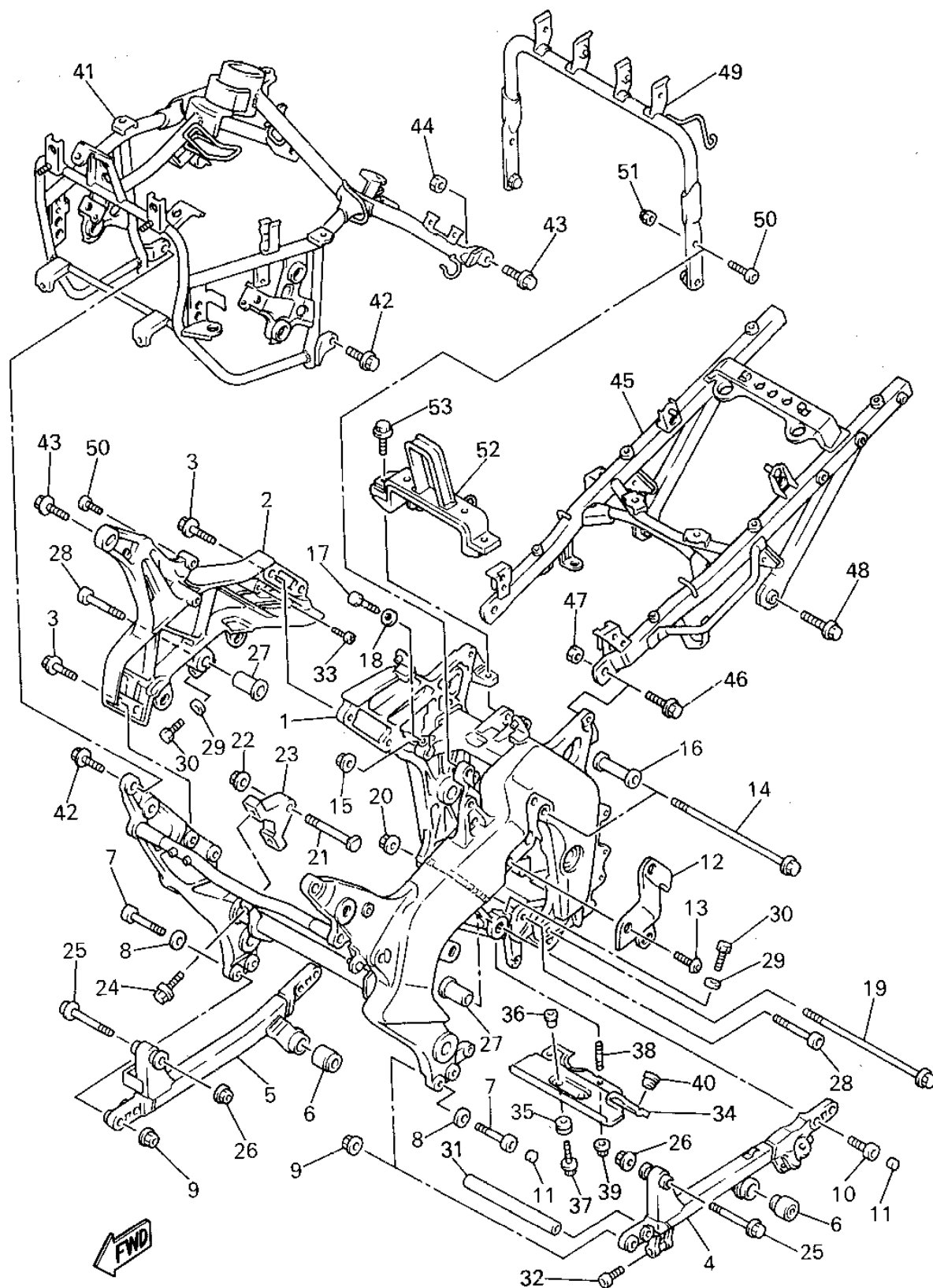
Ref. No.	Part Number	Description	Qty	Remarks
1	4BH-18540-00-00	SHIFT CAM ASSEMBLY .....	1	
2	90501-06022-00	. SPRING, COMPRESSION ....	1	
3	278-18542-00-00	. POINT, NEUTRAL .....	1	
4	98701-05012-00	. SCREW, FLAT HEAD .....	1	
5	278-18566-00-00	. PLATE, SIDE 2 .....	1	
6	90201-06643-00	WASHER, PLATE .....	1	
7	95811-06016-00	BOLT, FLANGE (95822-06016) .	2	
8	2GH-18511-00-00	FORK, SHIFT 1 .....	1	
9	2GH-18512-00-00	FORK, SHIFT 2 .....	1	
10	2GH-18513-00-00	FORK, SHIFT 3 .....	1	
11	4BH-18531-00-00	BAR, SHIFT FORK GUIDE 1 ...	1	
12	1AE-18536-00-00	STOPPER, SHIFT BAR .....	1	
13	90508-26681-00	SPRING, TORSION .....	1	
14	36Y-18140-00-00	STOPPER LEVER ASSEMBLY .	1	
15	90109-063F8-00	BOLT .....	1	

# SHIFT SHAFT



Ref. No.	Part Number	Description	Qty	Remarks
1	4G0-18127-00-00	STOPPER, SCREW .....	1	
2	93102-12321-00	OIL SEAL, SD-TYPE .....	1	
3	1AE-18101-01-00	SHIFT SHAFT ASSEMBLY ....	1	
4	90508-32682-00	. SPRING, TORSION .....	1	
5	90387-114K8-00	. COLLAR .....	1	
6	90201-12575-00	WASHER, PLATE .....	1	
7	99006-10600-00	CIRCLIP .....	1	
8	90560-12191-00	SPACER .....	1	
9	93109-12053-00	OIL SEAL (SDO 12/18/4-1) ....	2	
10	4BH-18112-00-00	ARM, SHIFT .....	1	
11	2H9-18154-00-00	COVER, DUST .....	1	
12	95826-06020-00	BOLT, flange (95806-06020-00)	1	
13	2H9-18115-00-00	ROD, SHIFT .....	1	
14	90170-06228-00	NUT (COUNTER CLOCKWISE)	1	
15	95380-06700-00	NUT .....	1	
16	4BH-18110-00-00	SHIFT PEDAL ASSEMBLY ....	1	
17	2H9-18154-00-00	. COVER, DUST .....	1	
18	132-18113-01-00	. COVER, SHIFT PEDAL .....	1	

  
4BH332-3190

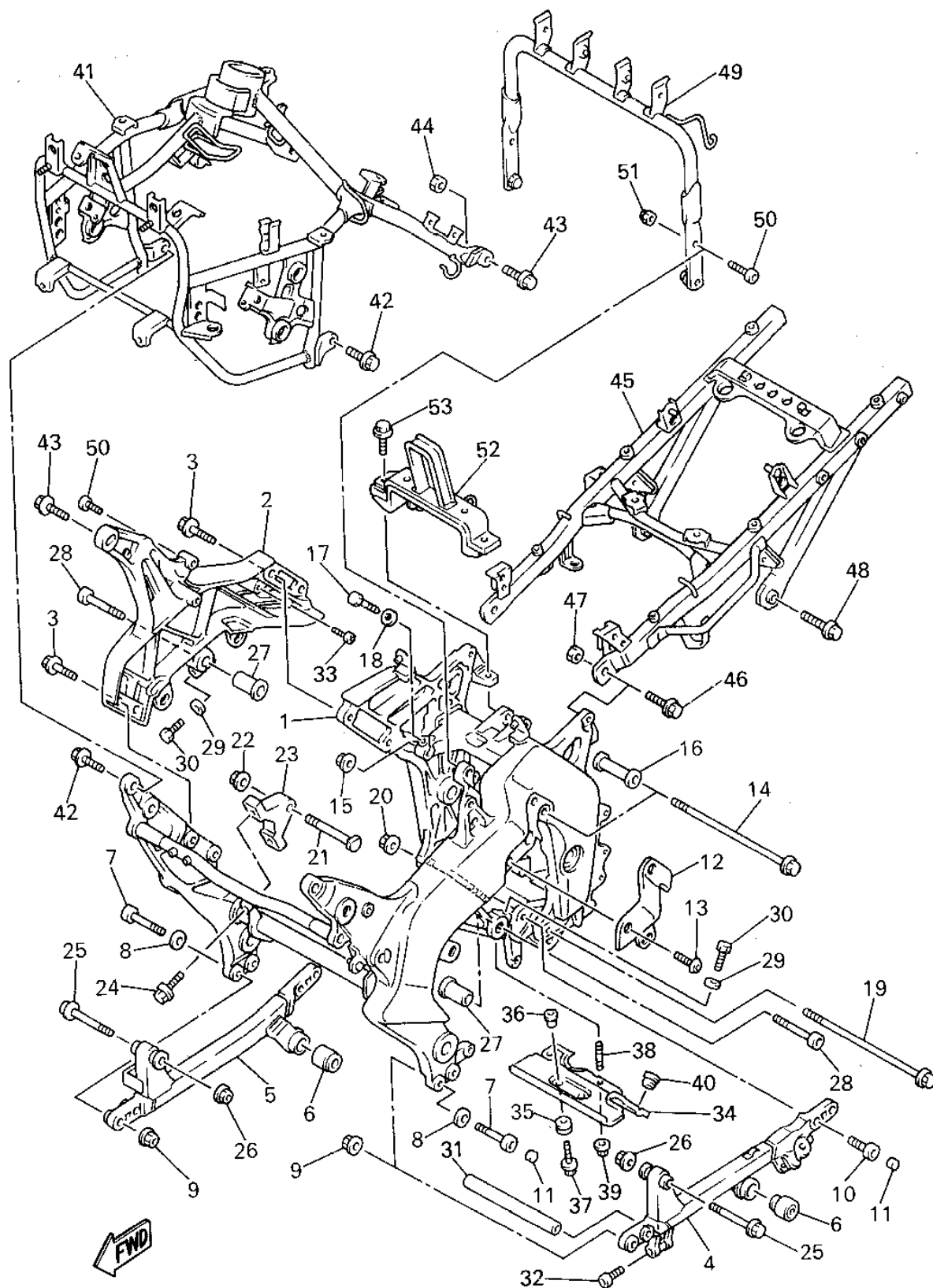


4FE332-3200

## FRAME

Ref. No.	Part Number	Description	Qty	Remarks
1	4BH-21110-10-P0	FRAME COMP. ....	1	LIGHT YELLOWISH GRAY 1
2	4BH-21102-00-P1	SIDE MEMBER SUB-ASSEMBLY ....	1	LIGHT YELLOWISH GRAY 1
3	90105-10678-00	BOLT, WASHER BASED ....	4	
4	4BH-21140-00-35	DOWN TUBE COMP. ....	1	SILVER
5	4BH-21150-00-35	DOWN TUBE COMP 2 ....	1	SILVER
6	4FU-27424-00-00	DAMPER, FOOTREST 2 ....	2	
7	90110-10218-00	BOLT, HEXAGON SOCKET HEAD ....	4	
8	90201-112R5-00	WASHER, PLATE ....	4	
9	95601-10200-00	NUT, SELF-LOCKING ....	4	
10	90110-10219-00	BOLT, HEXAGON SOCKET HEAD ....	4	
11	90334-08234-00	PLUG, STRAIGHT ....	4	
12	4BH-2117F-00-P1	COVER ....	1	LIGHT YELLOWISH GRAY 1
13	90149-06302-00	SCREW ....	2	
14	90105-10401-00	BOLT, WASHER BASED ....	1	
15	90179-10590-00	NUT ....	1	
16	3TJ-21459-00-00	SPACER ....	1	
17	97026-08035-00	BOLT (TJ) ....	1	
18	92990-08200-00	WASHER, PLAIN ....	1	
19	90105-10044-00	BOLT, WASHER BASED ....	1	
20	90179-10247-00	NUT ....	1	
21	90105-10451-00	BOLT, WASHER BASED ....	2	
22	90179-10247-00	NUT ....	2	
23	4BH-21315-00-00	STAY, ENGINE 2 ....	2	
24	95811-10025-00	BOLT, FLANGE ....	4	
25	90105-10480-00	BOLT, WASHER BASED ....	2	

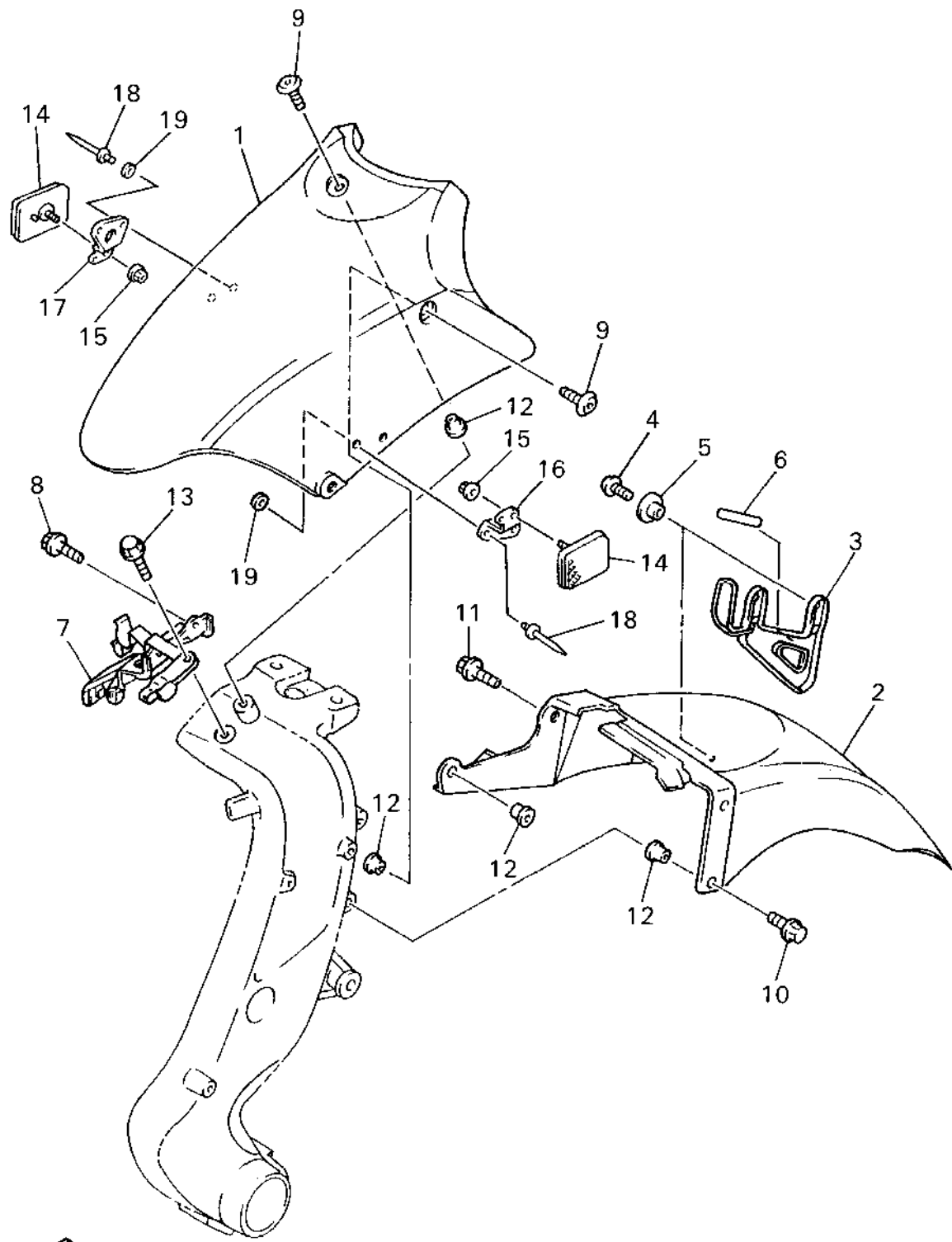
CONTINUED ON NEXT FRAME ►



# FRAME

Ref. No.	Part Number	Description	Qty	Remarks
26	90179-10247-00	NUT .....	2	
27	90387-115V8-00	COLLAR .....	2	
28	91311-10045-00	BOLT .....	2	
29	92990-08200-00	WASHER, PLAIN .....	2	
30	97021-08035-00	BOLT .....	2	
31	4BH-21423-00-00	TUBE, CROSS .....	1	
32	91311-08025-00	BOLT, SOCKET HEAD .....	2	
33	98511-06012-00	SCREW, PAN HEAD .....	1	
34	4BH-21183-00-00	PLATE .....	1	
35	90480-20571-00	GROMMET .....	2	
36	90387-083R4-00	COLLAR .....	2	
37	90119-08113-00	BOLT, WITH WASHER .....	2	
38	95622-06312-00	BOLT, STUD .....	1	
39	95701-06500-00	NUT, FLANGE .....	1	
40	90480-14153-00	GROMMET .....	2	
41	4BH-21101-01-00	FRONT FRAME COMP. ....	1	
42	90105-10285-00	BOLT, WASHER BASED .....	2	
43	95811-10035-00	BOLT, FLANGE .....	2	
44	95601-10200-00	NUT, SELF-LOCKING .....	2	
45	4FE-21190-00-00	REAR FRAME COMP. ....	1	
46	95811-10035-00	BOLT, FLANGE .....	2	
47	95601-10200-00	NUT, SELF-LOCKING .....	2	
48	90105-10433-00	BOLT, WASHER BASED .....	2	
49	4BH-21348-00-00	BRACKET, TANK FITTING ....	1	
50	91316-08025-00	BOLT, SOCKET HEAD .....	4	
51	95303-08800-00	NUT (CROWN) (95301-08800) .	2	
52	4FE-21345-00-00	BRACKET, TANK FITTING ....	1	
53	95811-08016-00	BOLT, FLANGE .....	2	

# FRONT FENDER



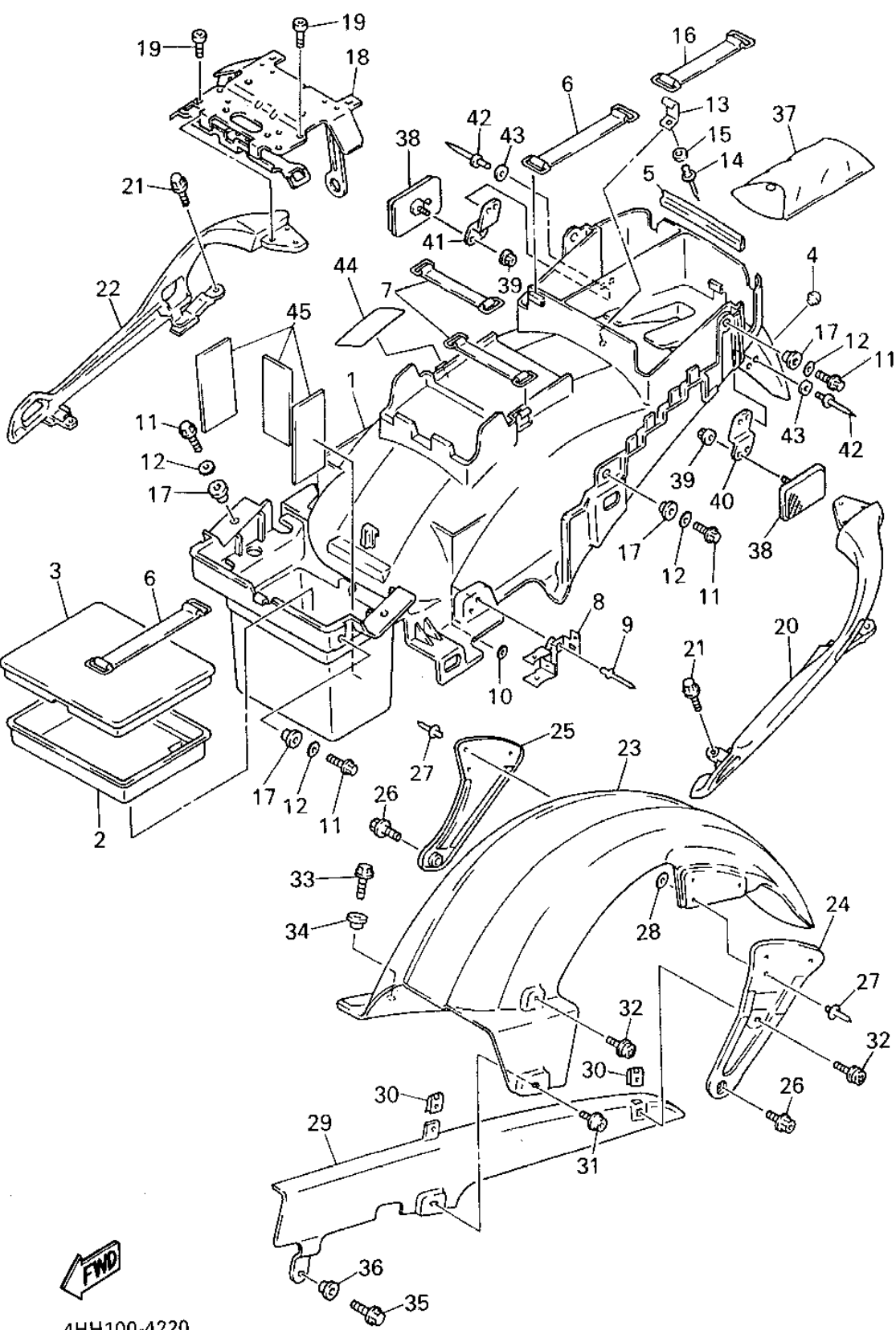
Ref. No.	Part Number	Description	Qty	Remarks
1	4FV-21511-00-P2	FENDER, FRONT .....	1	DARK PURPLISH BLUE METALLIC 2
2	4BH-21556-00-00	FENDER, FRONT 2 .....	1	
3	4BH-21596-00-00	HOLDER .....	1	
4	92011-06012-00	SCREW (92016-06012-00) ....	2	
5	90387-0702H-00	COLLAR .....	2	
6	46X-21269-00-00	SEAL .....	1	
7	4BH-21513-00-00	STAY, FENDER 1 .....	1	
8	95816-06012-00	BOLT, FLANGE .....	2	
9	90110-06200-00	BOLT, HEXAGON SOCKET HEAD .....	4	
10	90119-06061-00	BOLT, WITH WASHER .....	2	
11	90119-06108-00	BOLT, WITH WASHER .....	2	
12	90387-0702E-00	COLLAR .....	8	
13	92011-06016-00	BOLT, BUTTON HEAD .....	1	
14	23V-85110-00-00	REFLECTOR ASSEMBLY ....	2	
15	95701-05500-00	NUT, FLANGE .....	2	
16	4FV-21587-00-00	STAY 1 .....	1	
17	4FV-21588-00-00	STAY 2 .....	1	
18	90267-40073-00	RIVET, BLIND .....	4	
19	90201-044A2-00	WASHER, PLATE .....	4	



4HH100-4210

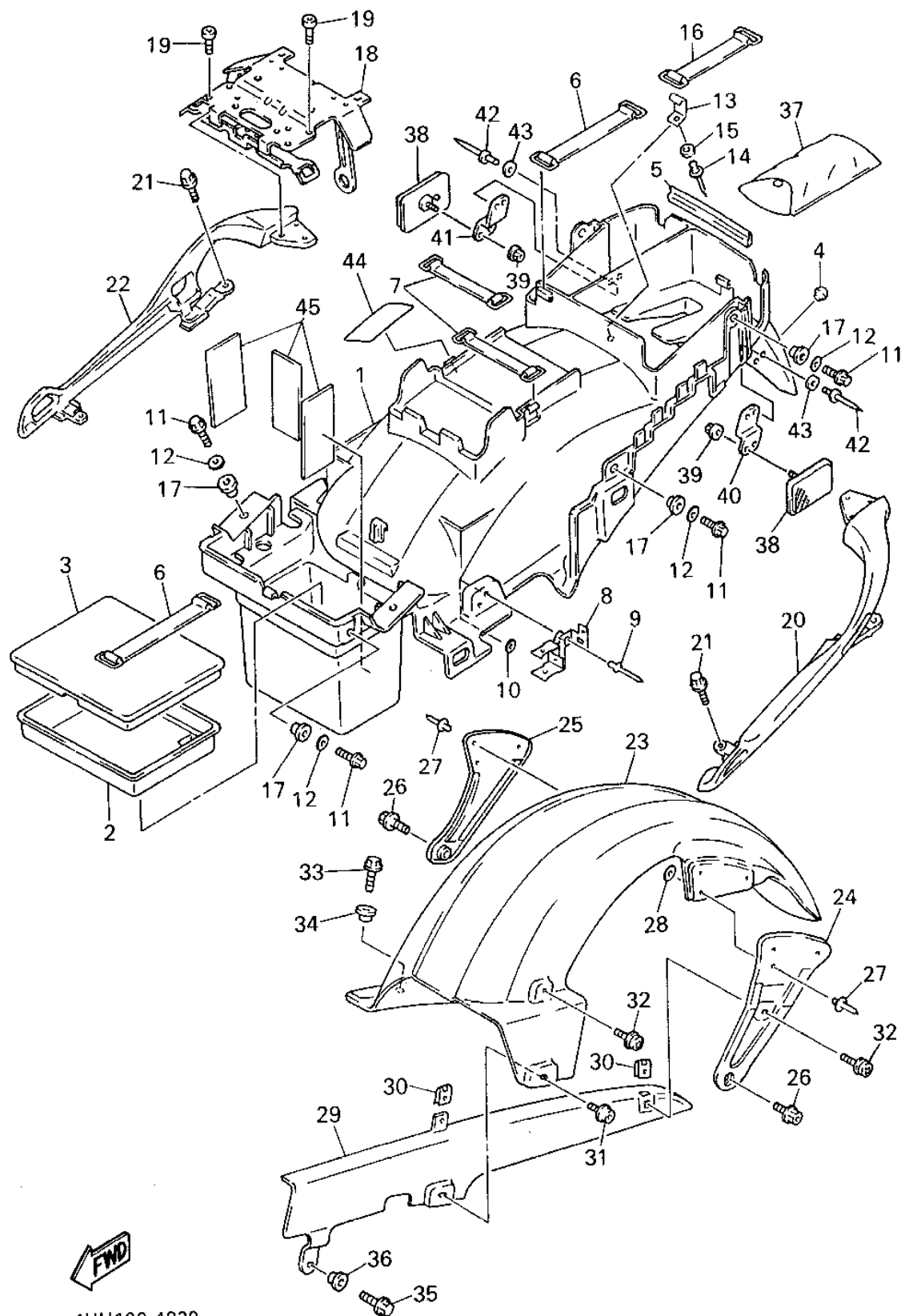


# REAR FENDER



Ref. No.	Part Number	Description	Qty	Remarks
1	4FV-21629-00-00	GUARD, MUD .....	1	
2	4BH-2384G-00-00	CASE 1 .....	1	
3	4BH-2384H-00-00	CASE 2 .....	1	
4	4G0-21639-00-00	DAMPER 2 .....	1	
5	4BH-2171L-00-00	MOLE, SIDE COVER 1 .....	1	
6	26H-82131-00-00	BAND, BATTERY .....	2	
7	2T4-82131-00-00	BAND, BATTERY .....	2	
8	4BH-2139A-00-00	BRACKET, STARTER SWITCH	1	
9	90267-40105-00	RIVET, BLIND .....	2	
10	90201-044H9-00	WASHER, PLAIN .....	2	
11	97011-06016-00	BOLT .....	8	
12	92990-06600-00	WASHER, PLATE .....	8	
13	36Y-2175R-00-00	HOOK, BAND .....	1	
14	90267-40105-00	RIVET, BLIND .....	1	
15	90201-044H9-00	WASHER, PLAIN .....	1	
16	26H-82131-00-00	BAND, BATTERY .....	1	
17	90387-07717-00	COLLAR .....	8	
18	4BH-2117E-00-00	BRACKET, TAILLIGHT .....	1	
19	91316-08016-00	BOLT, SOCKET HEAD .....	4	
20	4BH-21644-00-P4	STAY, REAR .....	1	DARK PURPLISH BLUE METALLIC 2
21	95811-08016-00	BOLT, FLANGE .....	4	
22	4BH-21645-00-P4	STAY, REAR .....	1	DARK PURPLISH BLUE METALLIC 2
23	4BH-21650-00-00	REAR FENDER COMP. ....	1	
24	4BH-2164F-00-00	STAY 1 .....	1	
25	4BH-2164G-00-00	STAY 2 .....	1	
26	90109-085E2-00	BOLT .....	2	
27	90267-48162-00	RIVET, BLIND .....	6	

CONTINUED ON NEXT FRAME ►



# REAR FENDER

Ref. No.	Part Number	Description	Qty	Remarks
28	90201-044R6-00	WASHER, PLATE (90201-04325-00 )	6	
29	4BH-22311-00-00	CASE, CHAIN	1	
30	90183-06053-00	NUT, SPRING	2	
31	90119-06044-00	BOLT, WITH WASHER	1	
32	90159-06071-00	SCREW, WITH WASHER	2	
33	95826-06020-00	BOLT, flange (95806-06020-00)	1	
34	90387-062M9-00	COLLAR	1	
35	95816-06025-00	BOLT, FLANGE	1	
36	90387-06737-00	COLLAR	1	
37	4BH-28100-01-00	TOOL KIT	1	
38	3G1-85130-01-00	REAR REFLECTOR ASSEMBLY	2	
39	95701-05500-00	NUT, FLANGE	2	
40	2LJ-21689-00-00	BRACKET, REAR STAY 2	1	
41	2LJ-21688-00-00	BRACKET, REAR STAY	1	
42	90267-40076-00	RIVET, BLIND	4	
43	90201-044A2-00	WASHER, PLATE	4	
44	4HH-2179U-10-00	PLATE, EPA	1	CA ONLY
	4HH-2179W-10-00	PLATE, EPA	1	NON-CA
45	5X2-24183-00-00	DAMPER, LOCATING 3	3	

# COVER

Ref. No.	Part Number	Description	Qty	Remarks
1	4BH-2170F-00-7B	COVER, TOP .....	1	BLUISH BLACK 2
2	4BH-2177A-00-00	BOX .....	1	
3	97706-50010-00	SCREW, TAPPING .....	6	
4	4BH-2177E-00-7B	LID .....	1	BLUISH BLACK 2
5	4BH-21708-01-00	SIDE COVER LOCK ASSEMBLY	1	
6	4BH-2177J-00-7B	LID 2 .....	1	BLUISH BLACK 2
7	4BH-2175V-00-00	BRACKET 3 .....	1	
8	4BH-2178L-00-00	GUIDE 1 .....	2	
9	97706-50508-00	SCREW, TAPPING .....	3	
10	4BH-28379-00-00	HOOK .....	1	
11	90508-104A1-00	SPRING, TORSION .....	1	
12	91401-30045-00	PIN, COTTER .....	1	
13	90508-203A6-00	SPRING, TORSION .....	1	
14	97706-50010-00	SCREW, TAPPING .....	1	
15	90506-07355-00	SPRING, TENSION (90506-05159) .....	1	
16	4BH-2175W-00-00	BRACKET 4 .....	1	
17	97706-50508-00	SCREW, TAPPING .....	1	
18	90154-05013-00	SCREW, BINDING .....	6	
19	90445-115H2-00	HOSE .....	1	
20	4BH-24376-00-00	PIPE, JOINT 1 .....	1	
21	90467-11028-00	CLIP .....	1	
22	4BH-2414A-00-00	COVER, FILLER .....	1	
23	4BH-2172K-00-00	BRACKET 1 .....	1	
24	4BH-2172L-00-00	BRACKET 2 .....	1	
25	4BH-2172M-00-00	BRACKET 3 .....	1	
26	4BH-2172N-00-00	BRACKET 4 .....	1	
27	97706-50508-00	SCREW, TAPPING .....	8	
28	4BH-21746-01-00	DAMPER .....	4	

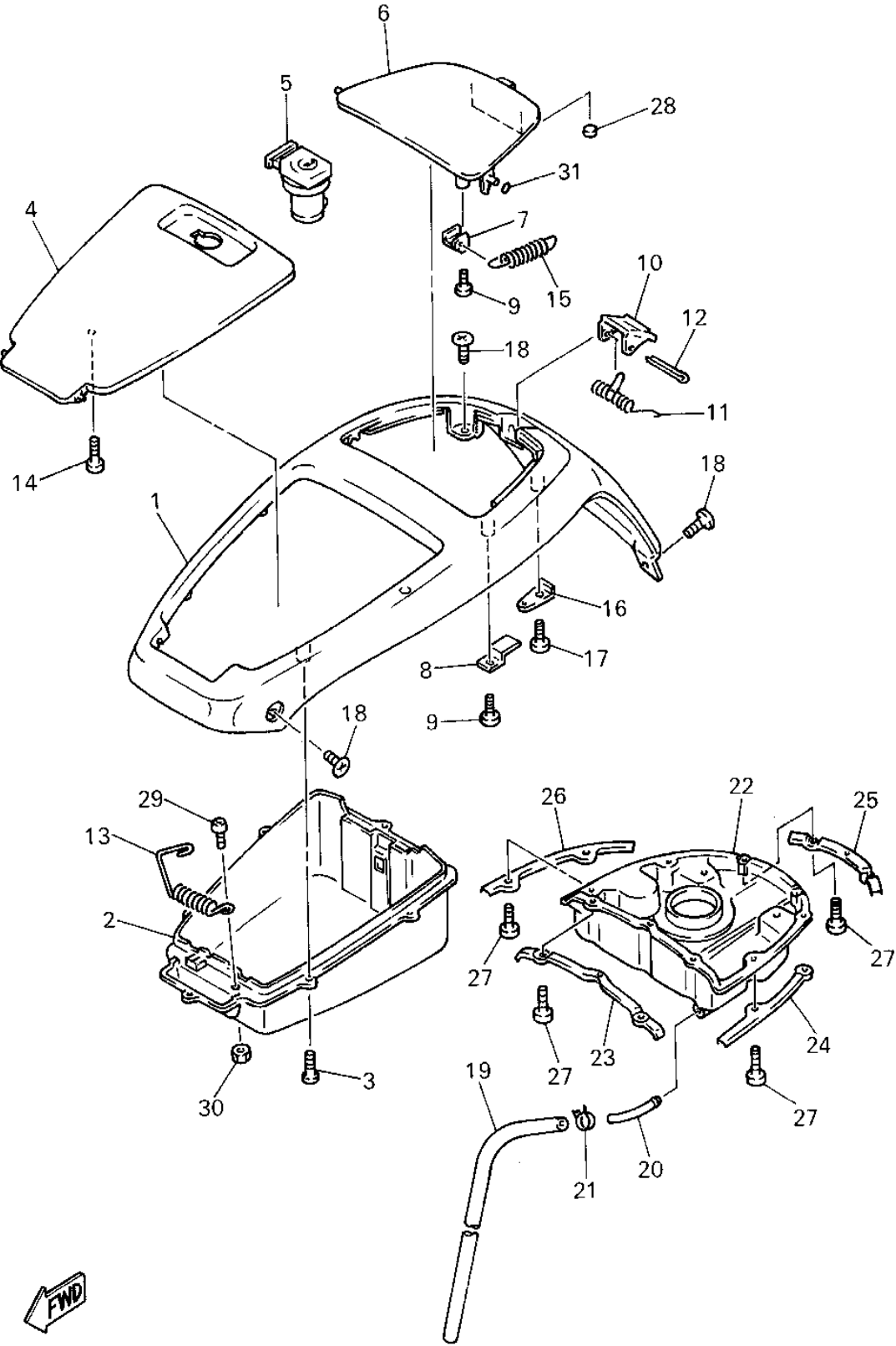
CONTINUED ON NEXT FRAME ➤



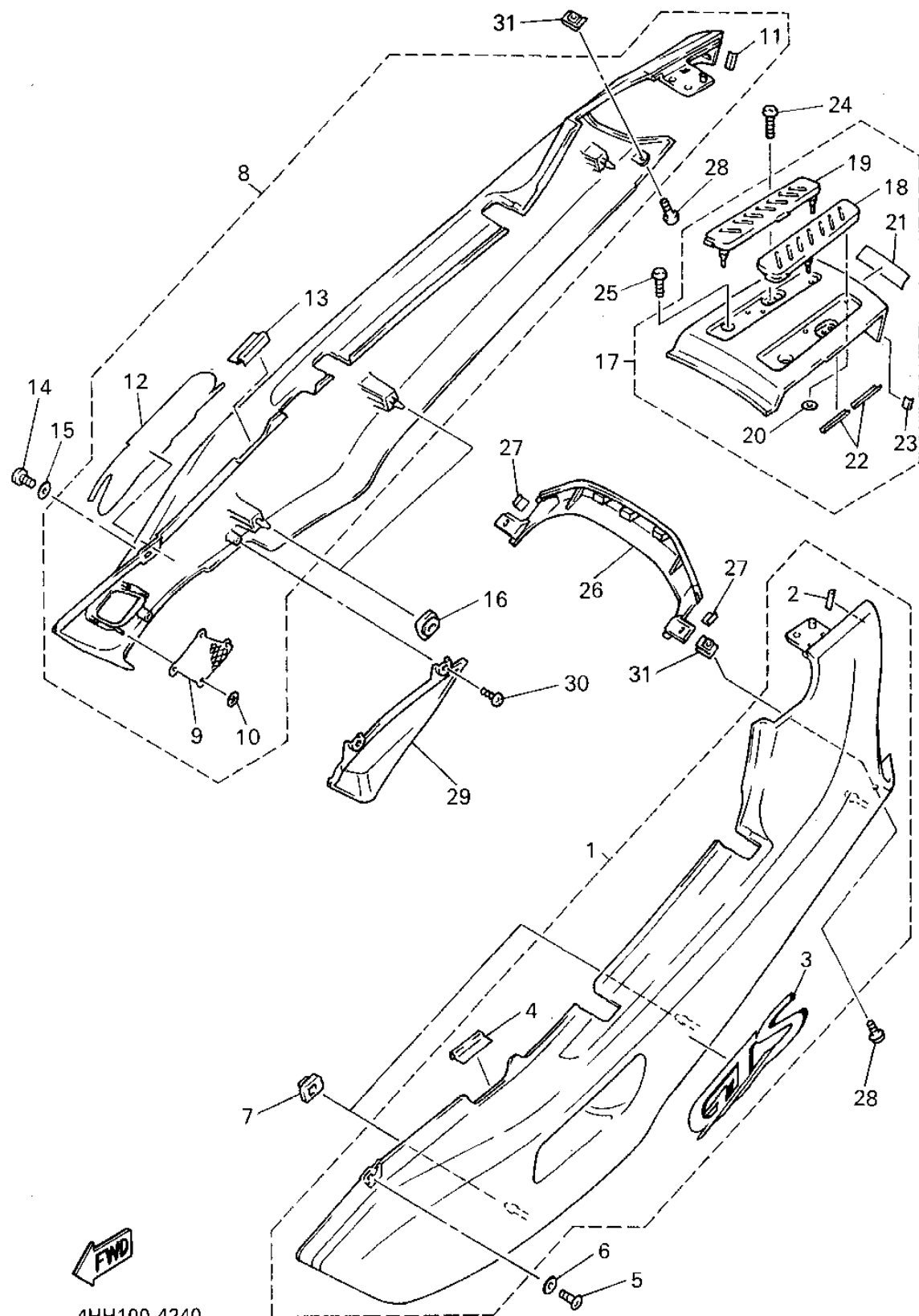
4BH351-4230

COVER

Ref. No.	Part Number	Description	Qty	Remarks
29	98906-05012-00	SCREW, BIND .....	1	
30	95380-05600-00	NUT .....	1	
31	93210-48364-00	O-RING .....	1	



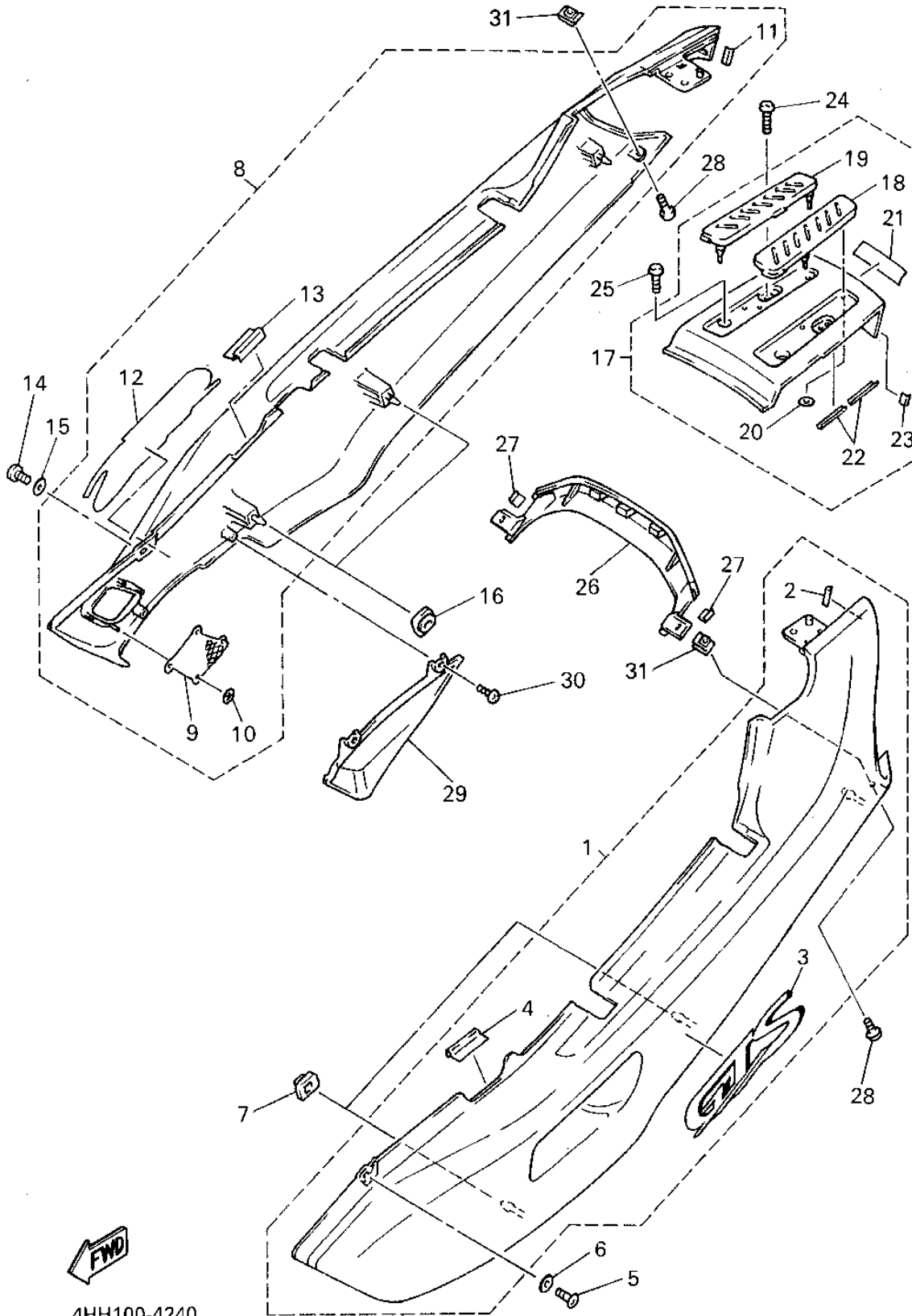
4BH351-4230



## SIDE COVER

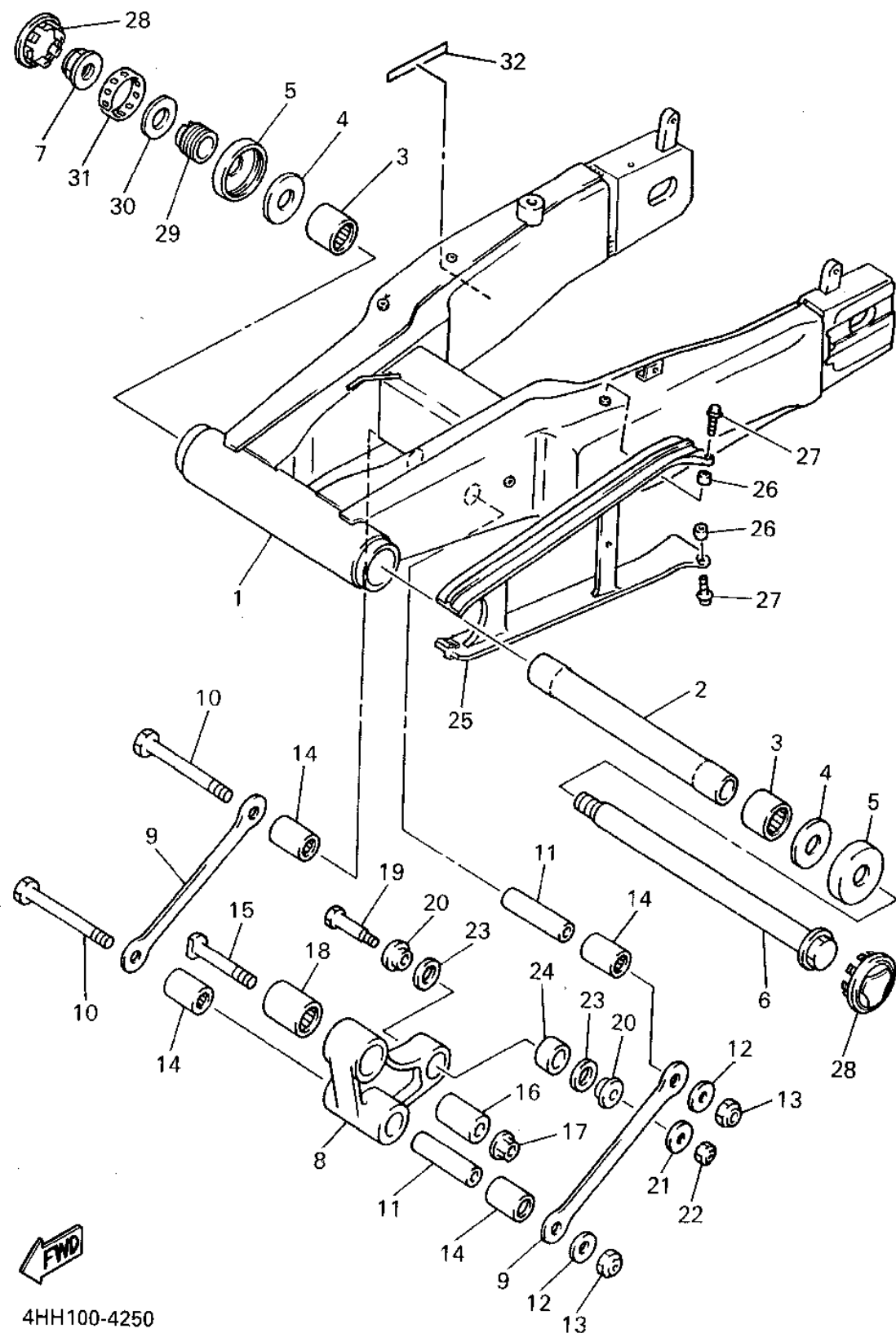
Ref. No.	Part Number	Description	Qty	Remarks
1	4BH-Y2171-80-P4	COVER, SIDE 1 .....	1	DARK PURPLISH BLUE METALLIC 2
2	3TU-2178A-00-00	. LABEL .....	1	
3	4BH-21737-00-00	. EMBLEM .....	1	
4	1JK-21268-00-00	. SEAL .....	1	
5	98906-06012-00	SCREW, BIND .....	1	
6	90202-06113-00	WASHER, PLATE .....	1	
7	90480-01510-00	GROMMET .....	2	
8	4BH-Y2172-80-P4	COVER, SIDE 2 .....	1	DARK PURPLISH BLUE METALLIC 2
9	4BH-2172A-00-00	. PANEL 1 .....	1	
10	90183-03010-00	. NUT, SPRING .....	4	
11	3TU-2178A-00-00	. LABEL .....	1	
12	4FE-21782-00-00	. EMBLEM 2 .....	1	
13	1JK-21268-00-00	. SEAL .....	1	
14	98906-06012-00	SCREW, BIND .....	1	
15	90202-06113-00	WASHER, PLATE .....	1	
16	90480-01510-00	GROMMET .....	2	
17	4BH-Y2165-50-P4	COVER, REAR FENDER .....	1	DARK PURPLISH BLUE METALLIC 2
18	4BH-21639-00-00	. DAMPER 2 .....	1	
19	4BH-21649-00-00	. DAMPER .....	1	
20	90183-04005-00	. NUT, SPRING .....	2	
21	99237-00080-00	. EMBLEM, YAMAHA .....	1	
22	46X-21269-00-00	. SEAL .....	4	
23	3TU-2178A-00-00	. LABEL .....	2	
24	98903-06012-00	SCREW, BIND .....	2	
25	98980-06016-00	SCREW, BINDING .....	2	
26	4BH-2172X-00-P4	COVER, TAILLIGHT .....	1	DARK PURPLISH BLUE METALLIC 2

CONTINUED ON NEXT FRAME ►



## SIDE COVER

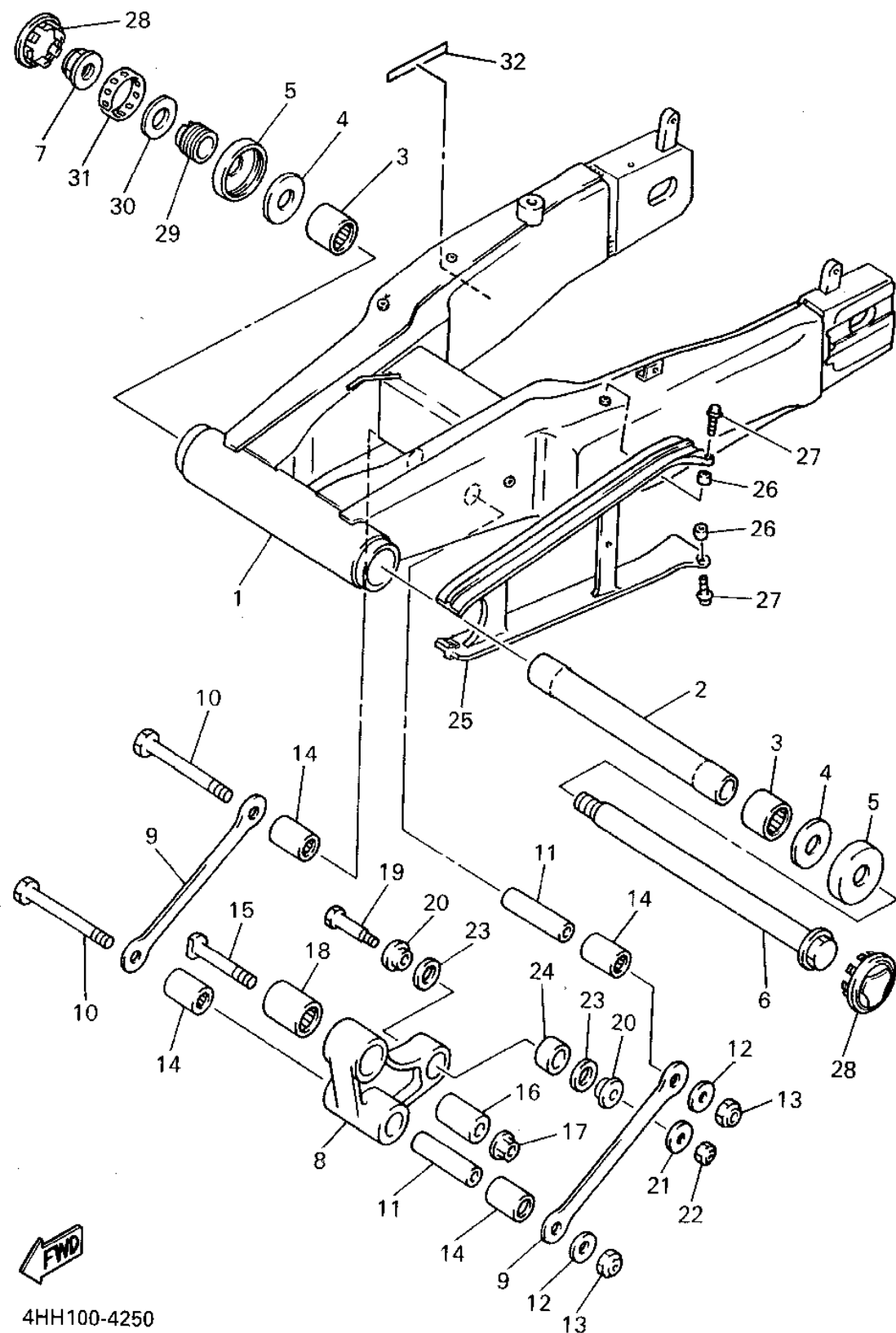
Ref. No.	Part Number	Description	Qty	Remarks
27	3MA-27491-00-00	PROTECTOR .....	2	
28	98906-06012-00	SCREW, BIND .....	2	
29	4FE-21731-00-00	COVER, SIDE 3 .....	1	
30	97706-50012-00	SCREW, TAPPING .....	2	
31	90183-06023-00	NUT, SPRING .....	2	



## REAR ARM

Ref. No.	Part Number	Description	Qty	Remarks
1	4FE-22110-00-P1	REAR ARM COMP. ....	1	LIGHT YELLOWISH GRAY 1
2	4BH-22184-00-00	BUSH .....	1	
3	93317-52865-00	BEARING, CYLINDRICAL ....	2	
4	4BH-22127-00-00	SHIM .....	2	
5	4BH-22128-00-00	COVER, THRUST 1 .....	2	
6	4BH-22141-00-00	SHAFT, PIVOT .....	1	
7	90185-20160-00	NUT, SELF-LOCKING .....	1	
8	4BH-2217A-00-00	ARM, RELAY .....	1	
9	4BH-2217M-00-00	ARM 1 .....	2	
10	90101-12749-00	BOLT .....	2	
11	90387-126Y1-00	COLLAR .....	2	
12	90201-126A7-00	WASHER, PLATE .....	2	
13	90185-12119-00	NUT, SELF-LOCKING .....	2	
14	93317-41761-00	BEARING .....	4	
15	90109-101F1-00	BOLT .....	1	
16	90387-100T8-00	COLLAR .....	1	
17	95601-10200-00	NUT, SELF-LOCKING .....	1	
18	93317-42060-00	BEARING .....	1	
19	90101-10659-00	BOLT .....	1	
20	90387-124W2-00	COLLAR .....	2	
21	90201-10437-00	WASHER, PLATE .....	1	
22	90185-10060-00	NUT, SELF-LOCKING .....	1	
23	93101-16131-00	OIL SEAL .....	2	
24	93399-99919-00	BEARING .....	1	
25	4BH-22151-00-00	SEAL, GUARD .....	1	
26	90387-06704-00	COLLAR .....	2	
27	90159-06108-00	SCREW, WITH WASHER .....	2	
28	4BH-2219X-00-00	COVER .....	2	

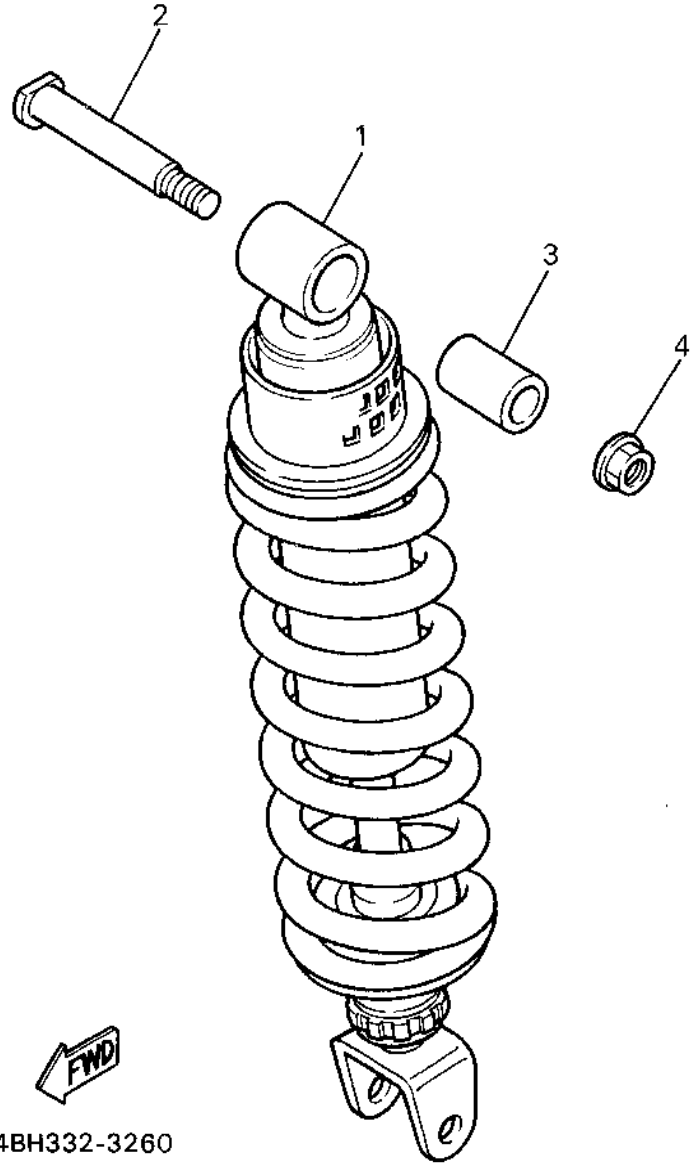
CONTINUED ON NEXT FRAME ►



## REAR ARM

Ref. No.	Part Number	Description	Qty	Remarks
29	4BH-23452-00-00	BOLT, FITTING 2 .....	1	
30	90201-225R0-00	WASHER, PLATE .....	1	
31	4BH-22819-00-00	SLEEVE .....	1	
32	4BH-2218A-00-00	EMBLEM, REAR ARM .....	1	

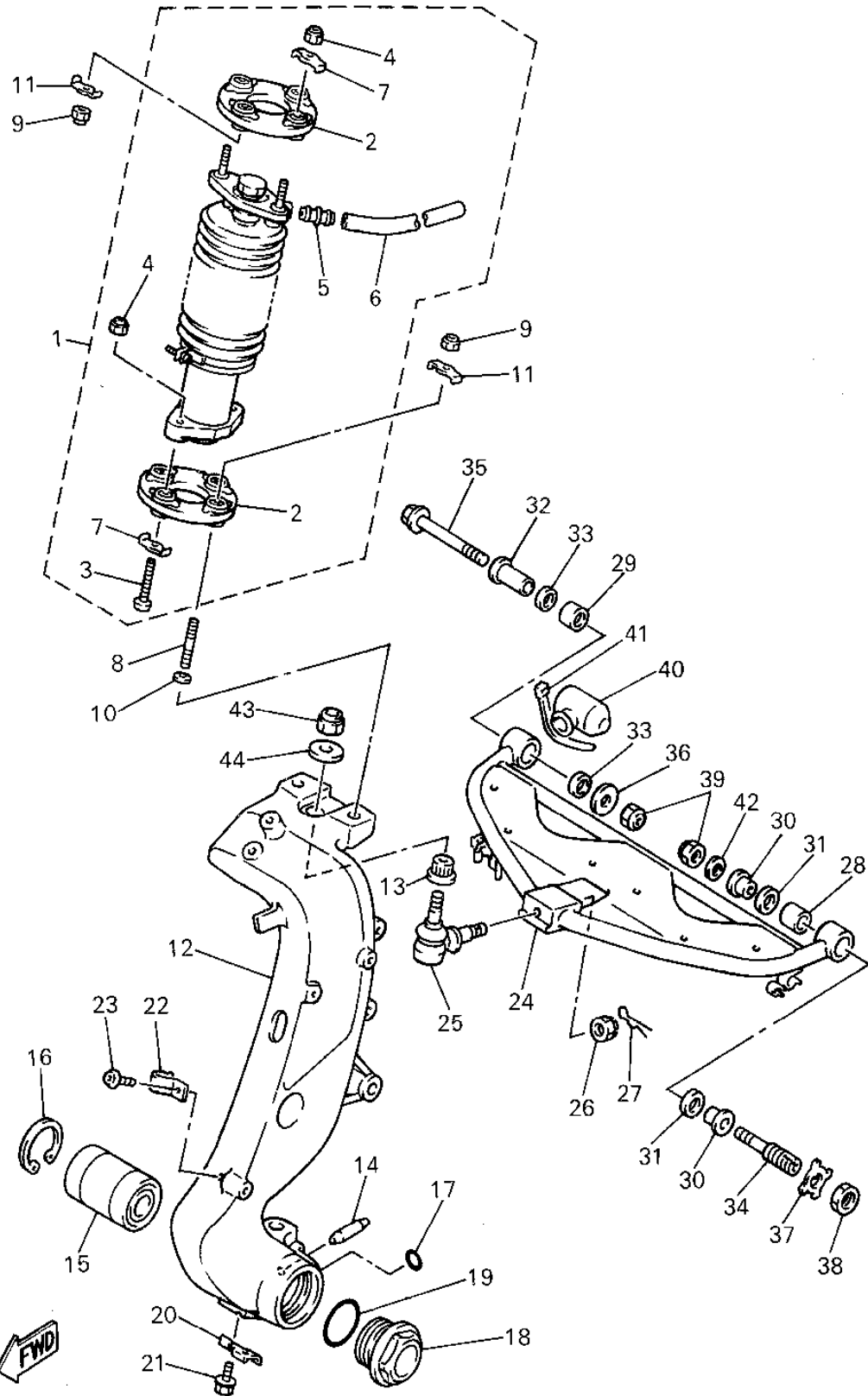




# REAR SUSPENSION

Ref. No.	Part Number	Description	Qty	Remarks
1	4BH-22210-11-00	SHOCK ABSORBER ASSEMBLY, REAR .....	1	
2	90109-101F1-00	BOLT .....	1	
3	90387-102T0-00	COLLAR .....	1	
4	95601-10200-00	NUT, SELF-LOCKING .....	1	

# STEERING

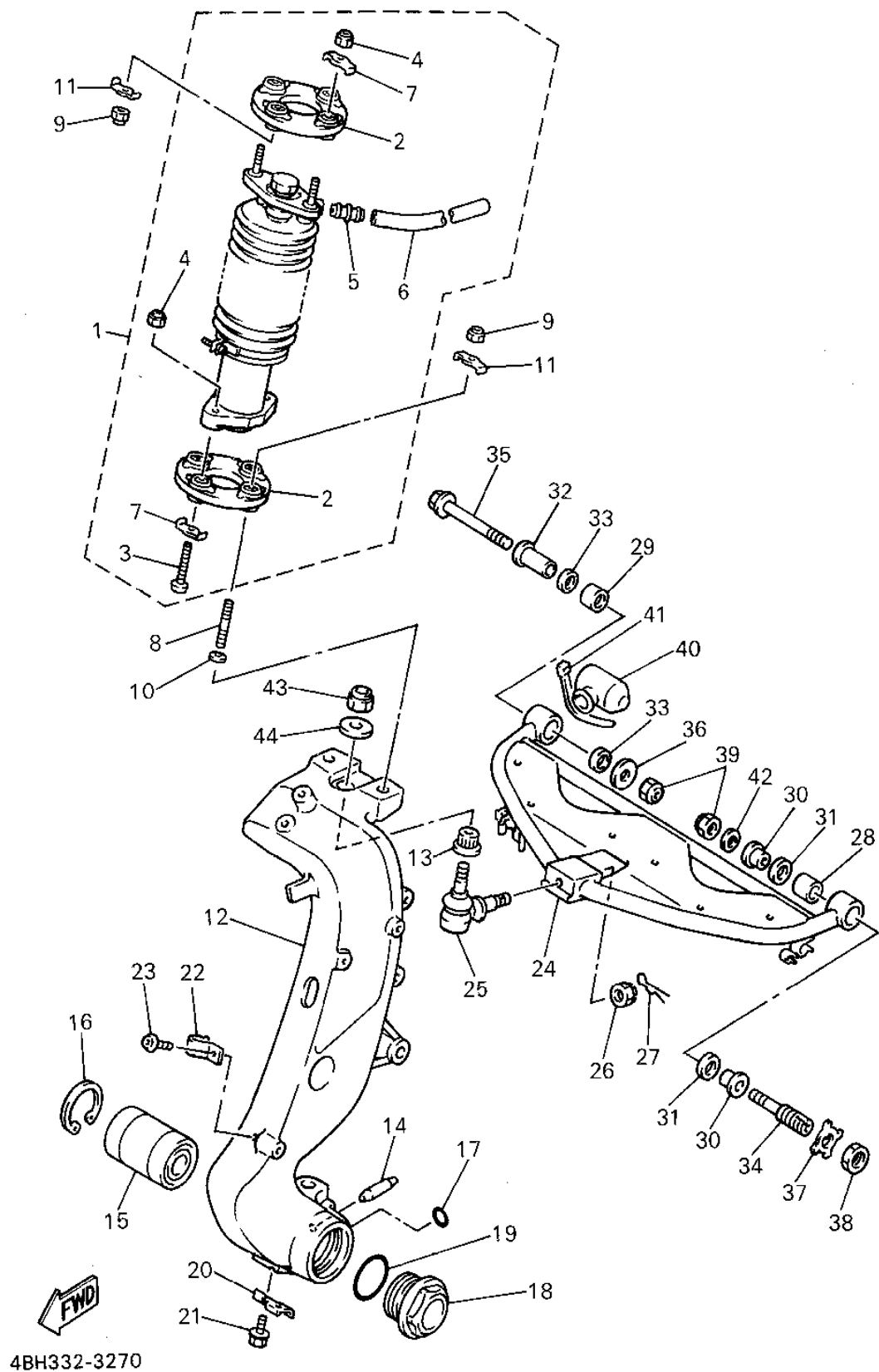


4BH332-3270

Ref. No.	Part Number	Description	Qty	Remarks
1	4BH-23530-00-00	TUBE STEERING COMP. ....	1	
2	4BH-2353A-00-00	. JOINT, RING .....	2	
3	90109-087F9-00	. BOLT .....	2	
4	95616-08100-00	. NUT, U .....	4	
5	4BH-24119-00-00	. TUBE, CONNECTING .....	1	
6	4BH-2384R-00-00	. HOSE .....	1	
7	4BH-23392-00-00	. WASHER, SPECIAL .....	4	
8	95611-08630-00	BOLT, STUD .....	2	
9	95616-08100-00	NUT, U .....	4	
10	90201-08085-00	WASHER, PLATE .....	2	
11	4BH-23392-00-00	WASHER, SPECIAL .....	4	
12	4BH-23512-10-P1	ARM, KNUCKLE 1 .....	1	LIGHT YELLOWISH GRAY 1
13	4BH-23526-00-00	BUSH .....	1	
14	91609-40032-00	PIN, SPRING .....	1	
15	93307-20602-00	BEARING .....	1	
16	93420-62070-00	CIRCLIP 54G .....	1	
17	93210-18322-00	O-RING .....	1	
18	4BH-23741-00-00	CAP 1 .....	1	
19	93210-59748-00	O-RING .....	1	
20	4BH-2332U-00-00	PLATE, SUPPORT .....	1	
21	95811-06010-00	BOLT, FLANGE .....	1	
22	4BH-23317-00-00	HOLDER, CABLE .....	1	
23	92011-06012-00	SCREW (92016-06012-00) ....	1	
24	4FE-23540-00-33	FRONT UPPER ARM COMP. (LEFT) .....	1	YAMAHA BLACK
25	4BH-23549-00-00	BALL JOINT 1 .....	1	
26	95611-10200-00	NUT, SELF-LOCKING .....	1	
27	90468-20100-00	CLIP .....	1	

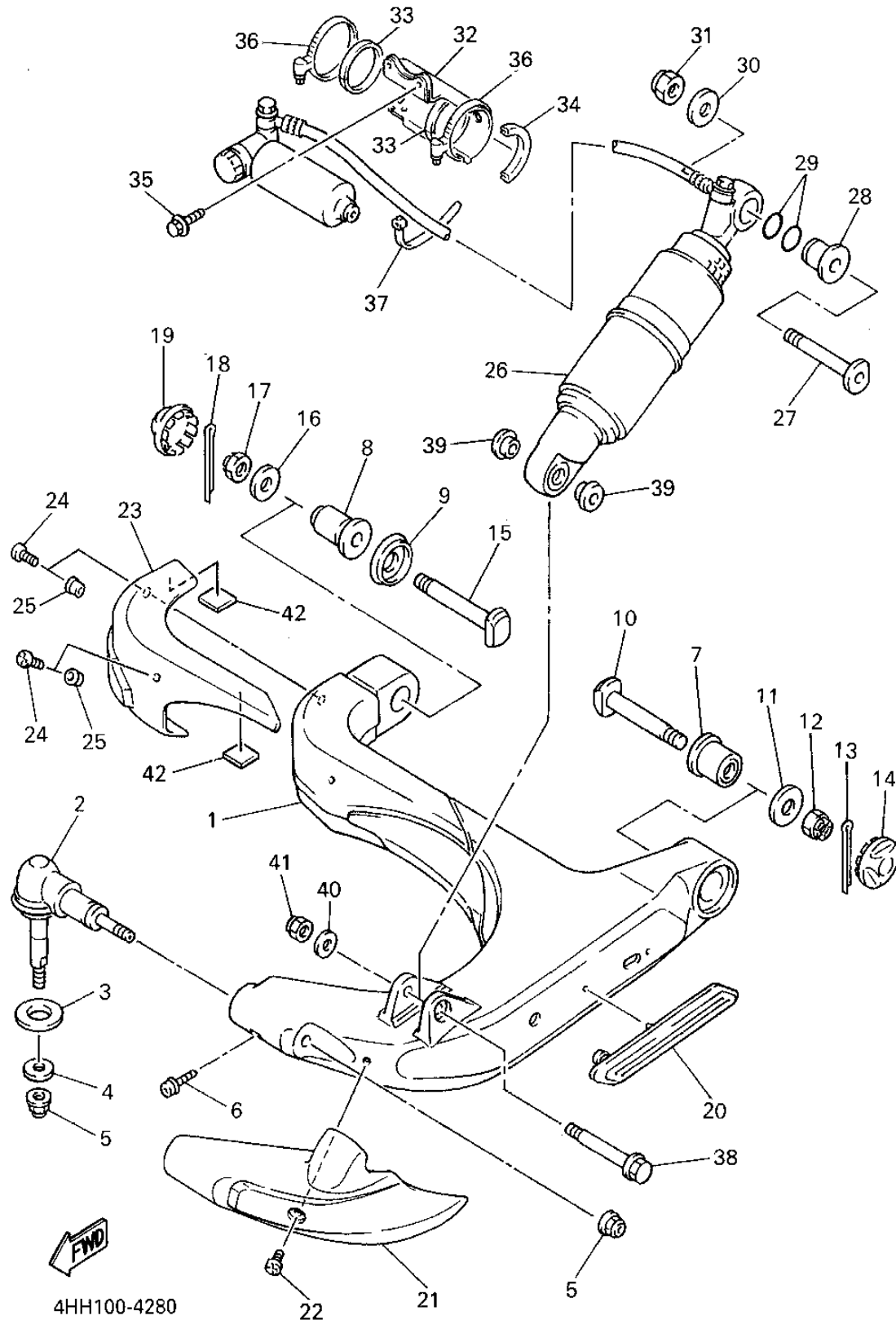
CONTINUED ON NEXT FRAME ►

# STEERING



Ref. No.	Part Number	Description	Qty	Remarks
28	93399-99901-00	BEARING .....	1	
29	93317-31701-00	BEARING .....	1	
30	90387-1200E-00	COLLAR .....	2	
31	93104-15101-00	OIL SEAL .....	2	
32	4BH-23364-00-00	COLLAR 2 .....	1	
33	93109-17048-00	OIL SEAL (SDO 17-24-4) .....	2	
34	4BH-23451-00-00	BOLT, FITTING 1 .....	1	
35	90105-10451-00	BOLT, WASHER BASED .....	1	
36	90201-105A2-00	WASHER, PLATE .....	1	
37	4BH-23418-00-00	WASHER, SPECIAL .....	1	
38	90170-18412-00	NUT .....	1	
39	95611-10100-00	NUT, U .....	2	
40	4BH-2384L-00-00	COVER, DUST .....	1	
41	12R-82591-00-00	BAND .....	1	
42	90201-101J1-00	WASHER, PLATE .....	1	
43	90185-12119-00	NUT, SELF-LOCKING .....	1	
44	90201-120A5-00	WASHER, PLATE .....	1	

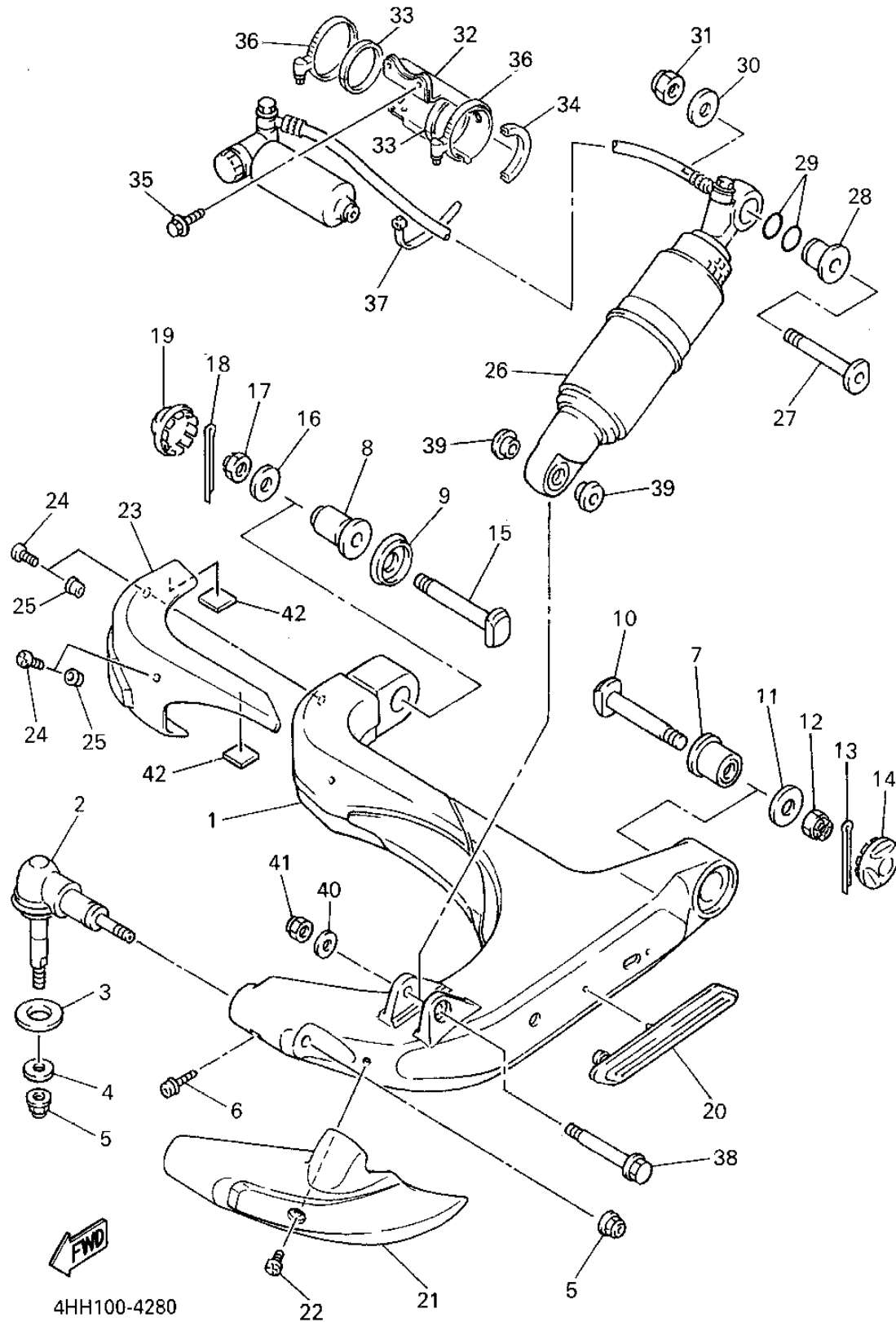
# STEERING 2



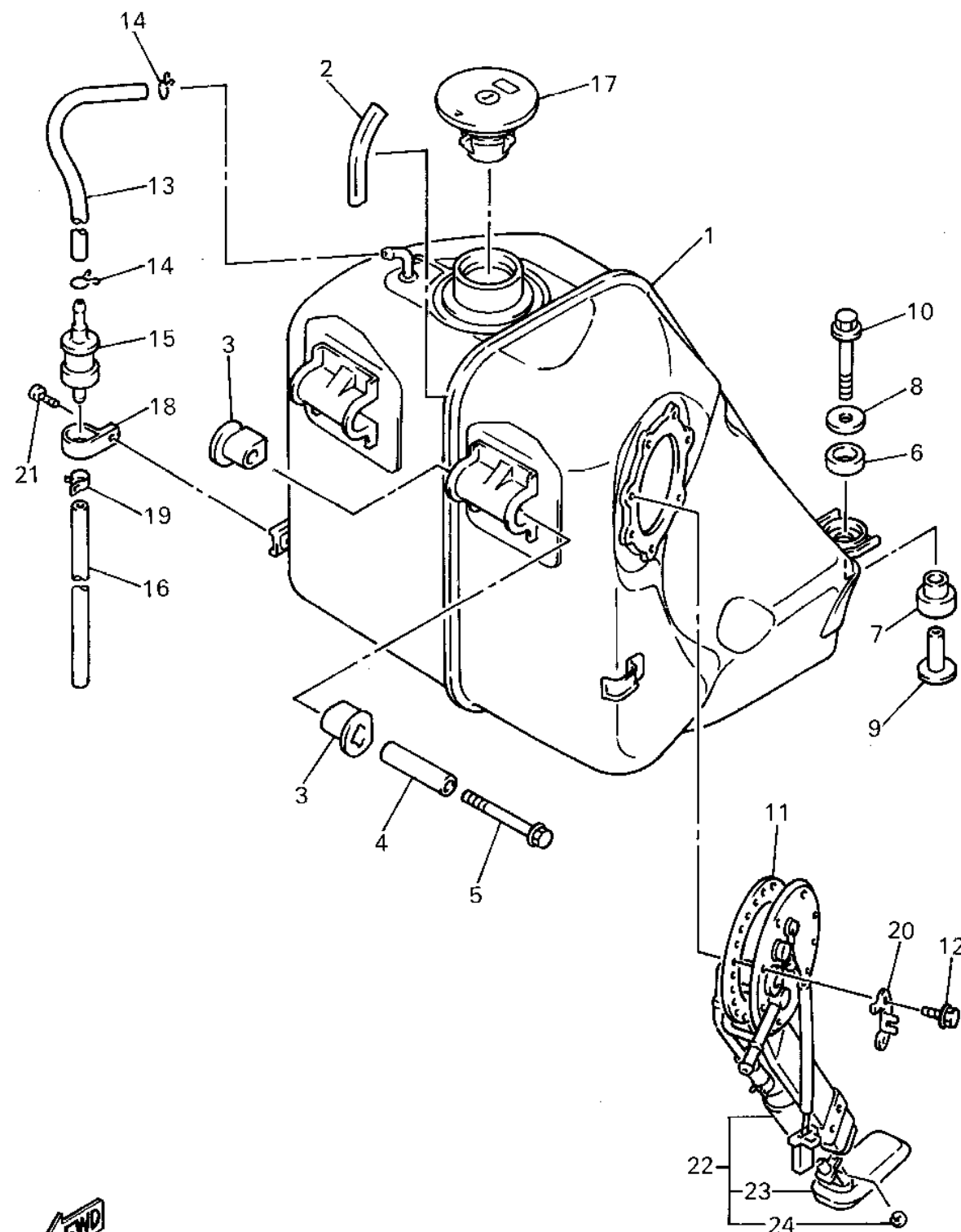
Ref. No.	Part Number	Description	Qty	Remarks
1	4BH-23570-02-P1	FRONT LOWER ARM COMP. (LEFT) .....	1	LIGHT YELLOWISH GRAY 1
2	4BH-23579-00-00	BALL JOINT 2 .....	1	
3	4BH-23165-00-00	WASHER, FELT .....	1	
4	90201-120A5-00	WASHER, PLATE .....	1	
5	95611-12200-00	NUT, SELF LOCKING .....	2	
6	90105-06697-00	BOLT, WASHER BASED .....	1	
7	4BH-23873-00-00	BEARING, STEERING UPPER .	1	
8	4BH-23875-00-00	PLANE BEARING, STEERING LOWER .....	1	
9	4BH-23123-00-00	COVER, LOWER 1 .....	1	
10	4BH-23366-00-00	BOLT, UPPER .....	1	
11	90201-182R4-00	WASHER, PLATE .....	1	
12	95301-18900-00	NUT .....	1	
13	91401-40040-00	PIN, COTTER .....	1	
14	4BH-23338-00-00	CAP, SIDE 1 .....	1	
15	4BH-23367-00-00	BOLT, LOWER .....	1	
16	90201-177M0-00	WASHER, PLATE .....	1	
17	95301-16900-00	NUT, SLOTTED .....	1	
18	91401-30040-00	PIN, COTTER .....	1	
19	4BH-23339-00-00	CAP, SIDE 2 .....	1	
20	4BH-23815-00-00	PAD, STEERING .....	1	
21	4BH-23132-00-00	COVER, OUTER 2 .....	1	
22	90150-06031-00	SCREW, ROUND HEAD .....	1	
23	4BH-23133-00-00	COVER, LOWER 2 .....	1	
24	90154-05071-00	SCREW, BINDING .....	2	
25	90179-05523-00	NUT .....	2	
26	4BH-23350-11-93	SHOCK ABSORBER ASSEMBLY .....	1	

CONTINUED ON NEXT FRAME ➤

# STEERING 2



Ref. No.	Part Number	Description	Qty	Remarks
27	4BH-23346-00-00	BOLT 1	1	
28	4BH-23113-00-00	COLLAR	1	
29	93210-20027-00	O-RING	2	
30	90201-161J3-00	WASHER, PLATE	1	
31	95611-16100-00	NUT, U	1	
32	4BH-22276-00-00	HOLDER, SUB-TANK 2	1	
33	4BH-22261-01-00	DAMPER, SUB TANK	1	
34	3EN-28345-50-00	MOLE 1	1	
35	95811-06016-00	BOLT, FLANGE (95822-06016)	2	
36	90460-50079-00	CLAMP, HOSE	2	
37	90464-12089-00	CLAMP	1	
38	90109-106F7-00	BOLT	1	
39	90387-120Y8-00	COLLAR	2	
40	90201-10437-00	WASHER, PLATE	1	
41	95611-10100-00	NUT, U	1	
42	2H7-21628-00-00	DAMPER 1 (4U5-2317J-00)	2	



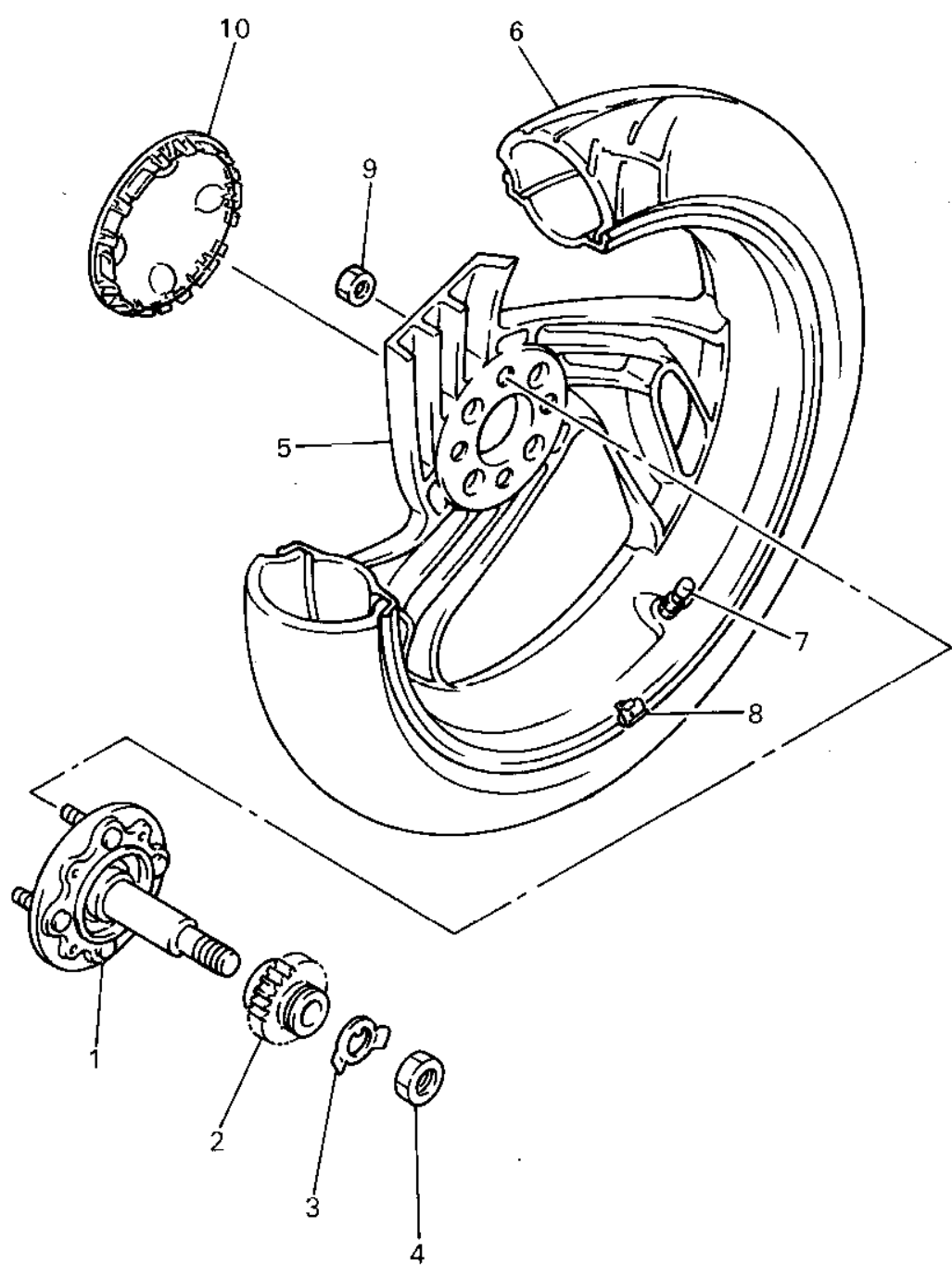
4BH332-3290

# FUEL TANK

Ref. No.	Part Number	Description	Qty	Remarks
1	4BH-24110-00-00	FUEL TANK COMP. ....	1	
2	1HX-24188-01-00	MOLD, FUEL TANK ....	1	
3	4BH-24181-00-00	DAMPER, LOCATING 1 ....	4	
4	90387-06380-00	COLLAR ....	2	
5	95811-06080-00	BOLT, FLANGE ....	2	
6	4BH-24183-00-00	DAMPER, LOCATING 3 ....	2	
7	90480-10570-00	GROMMET ....	2	
8	90201-08612-00	WASHER, PLATE ....	2	
9	90387-0801N-00	COLLAR ....	2	
10	95811-08045-00	BOLT, FLANGE (JN5) ....	2	
11	4BH-2414G-00-00	SEAL ....	1	
12	90119-05071-00	BOLT, WITH WASHER ....	7	
13	90445-11735-00	HOSE ....	1	
14	90467-09006-00	CLIP ....	2	
15	25H-24180-00-00	ROLL OVER VALVE ASSEMBLY ....	1	
16	90445-105G5-00	HOSE ....	1	
17	3HE-24602-00-00	CAP ASSEMBLY ....	1	
18	90461-15100-00	CLAMP ....	1	
19	90467-10038-00	CLIP ....	1	
20	4BH-24366-00-00	CLAMP, FUEL PIPE 1 ....	1	
21	98580-05010-00	SCREW, PAN HEAD ....	1	
22	4BH-13907-00-00	FUEL PUMP COMP. ....	1	
23	4BH-13939-00-00	. FILTER ....	1	
24	4BH-13995-00-00	. WASHER ....	1	



FRONT WHEEL

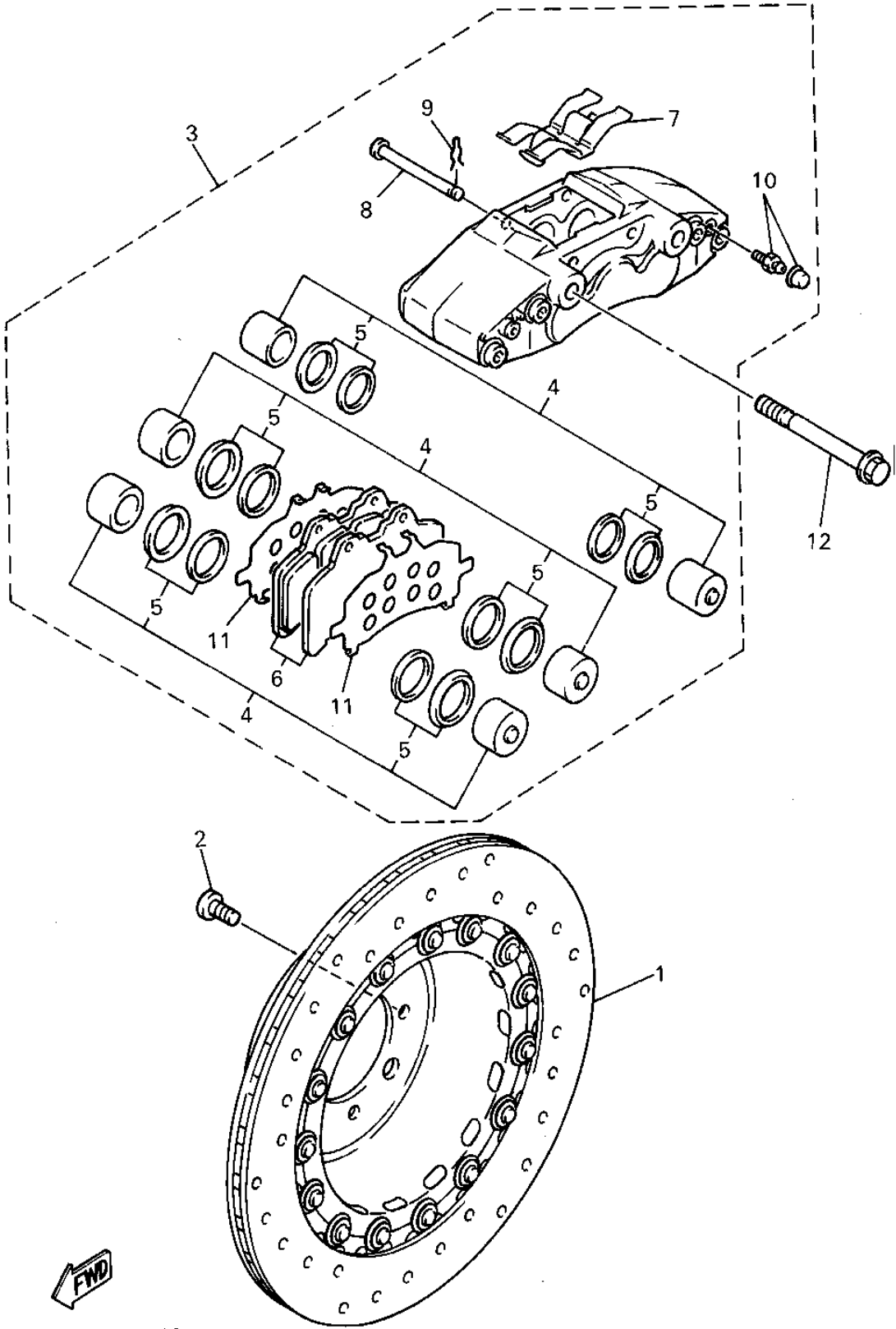


Ref. No.	Part Number	Description	Qty	Remarks
1	4BH-W2356-00-00	SHAFT, FRONT AXLE .....	1	
2	4FE-2517G-00-00	ROTOR, SENSOR .....	1	
3	4BH-25146-00-00	WASHER, THRUST .....	1	
4	90170-24373-00	NUT .....	1	
5	4BH-25160-00-P1	CAST WHEEL, FRONT .....	1	LIGHT YELLOWISH GRAY 1
6	94113-175Y9-00	TIRE (130/60 ZR17 D202F) ....	1	DUNLOP
7	93900-00003-00	VALVE, RIM .....	1	DUNLOP
8	4BH-25398-30-00	BALANCER, WHEEL (5G) ....	1	UN
	4BH-25398-40-00	BALANCER, WHEEL (10G) ...	1	UN
	4BH-25398-50-00	BALANCER, WHEEL (15G) ...	1	UN
	4BH-25398-60-00	BALANCER, WHEEL (20G) ...	1	UN
	4BH-25398-70-00	BALANCER, WHEEL (25G) ...	1	UN
	4BH-25398-80-00	BALANCER, WHEEL (30G) ...	1	UN
9	90179-12262-00	NUT .....	4	
10	4BH-2512A-00-00	CAP, WHEEL .....	1	

  
4BH332-3310

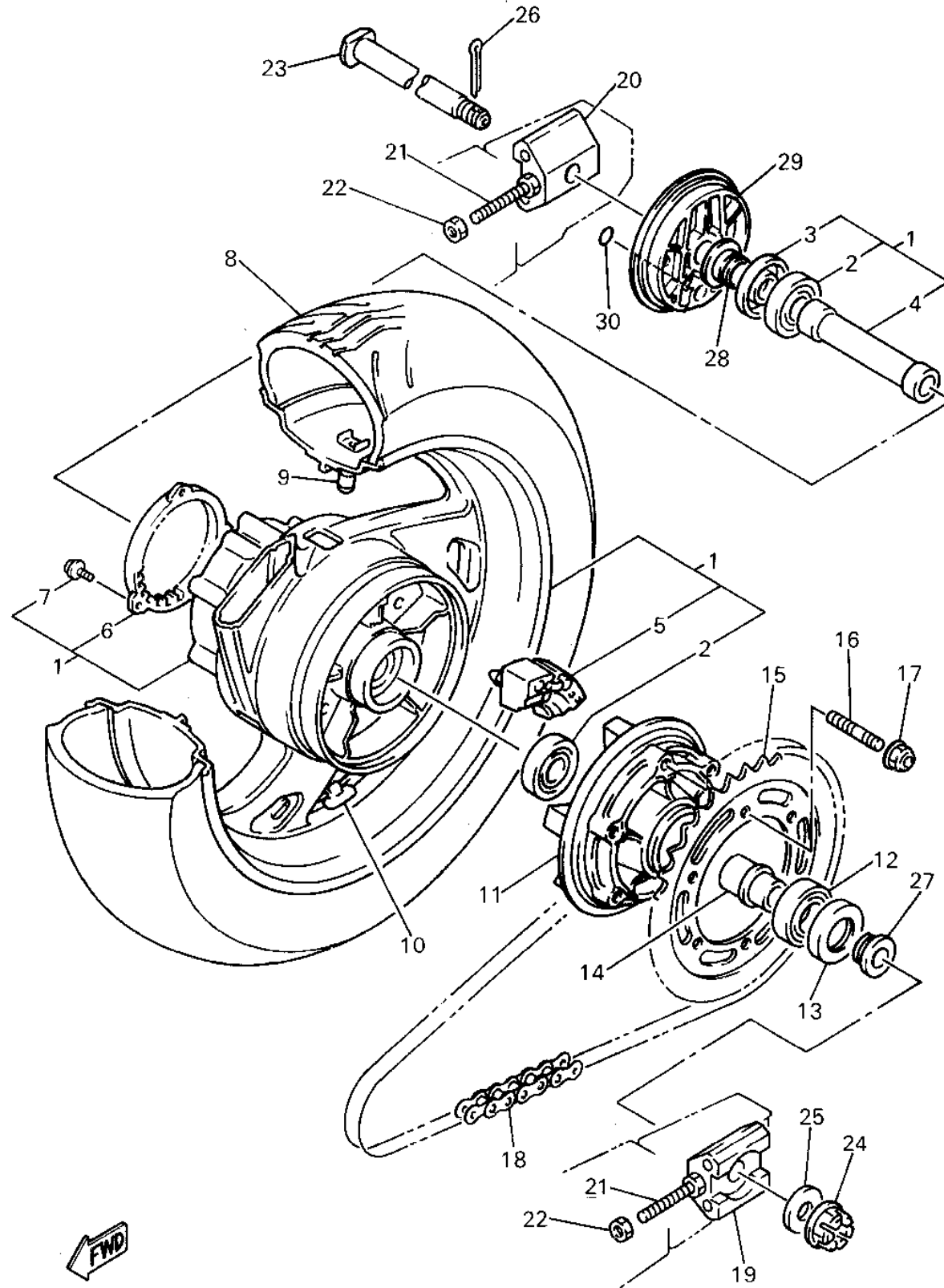


# FRONT BRAKE CALIPER



Ref. No.	Part Number	Description	Qty	Remarks
1	4BH-2581T-01-00	DISC BRAKE ASSEMBLY	1	
2	90109-08789-00	BOLT	4	
3	4BH-2580T-02-00	CALIPER ASSEMBLY (LEFT)	1	
4	4BH-W0057-01-00	. PISTON ASSEMBLY, CALIPER	1	
5	4BH-W0047-01-00	. . CALIPER SEAL KIT	1	
6	4BH-W0045-01-00	. BRAKE PAD KIT	1	
7	4BH-25919-01-00	. SUPPORT, PAD	1	
8	4BH-25924-00-00	. PIN, PAD	2	
9	3MA-25925-00-00	. CLIP	2	
10	1J3-W0048-00-00	. BLEED SCREW KIT	1	
11	4BH-25827-01-00	. SHIM, CALIPER	2	
12	90105-12689-00	BOLT, WASHER BASED	2	

# REAR WHEEL



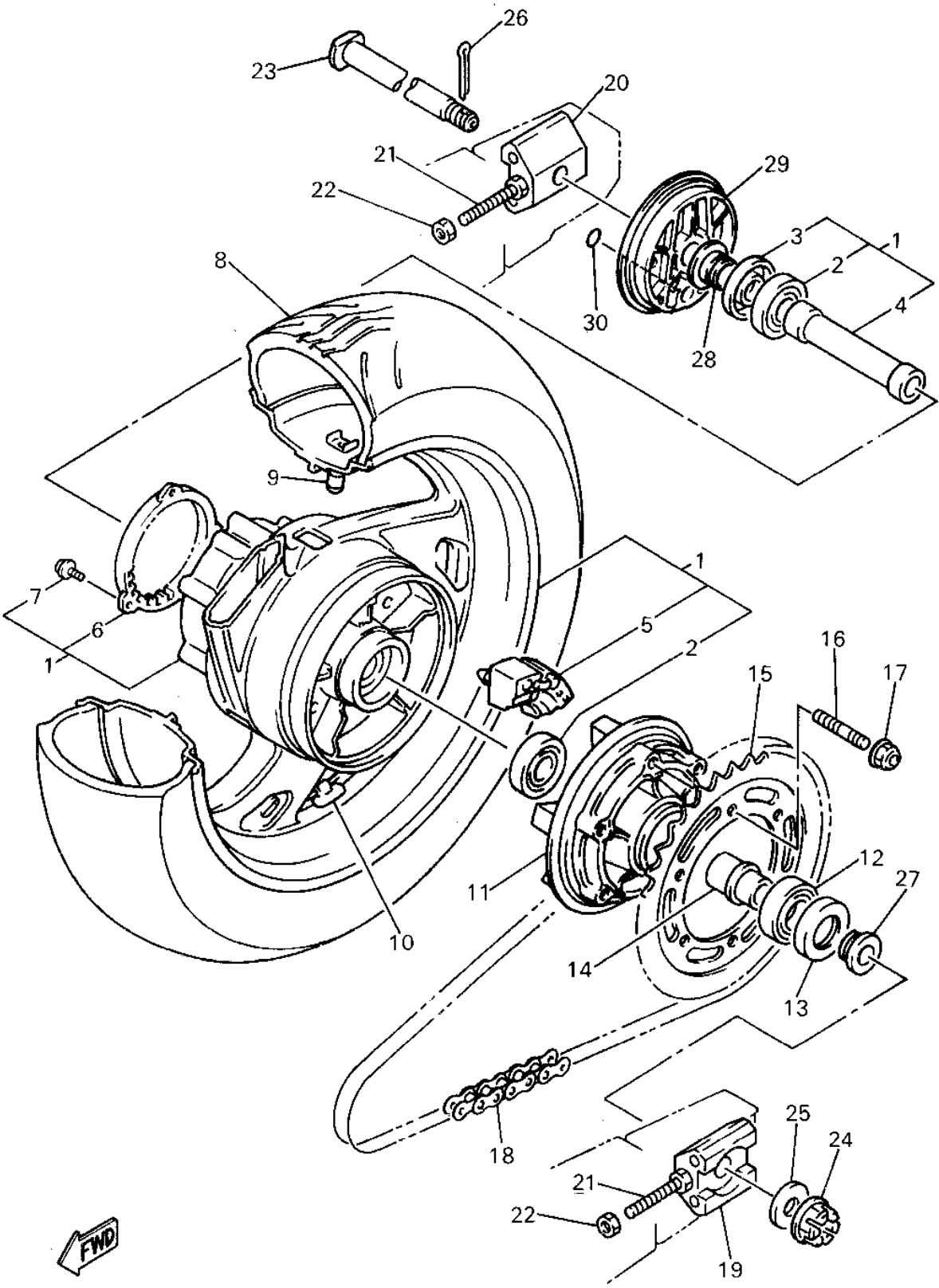
Ref. No.	Part Number	Description	Qty	Remarks
1	4FE-25370-00-P0	CAST WHEEL, REAR .....	1	LIGHT YELLOWISH GRAY 1
2	93306-30437-00	. BEARING .....	2	
3	93106-30029-00	. OIL SEAL .....	1	
4	90560-20386-00	. SPACER .....	1	
5	2GH-25364-00-00	. DAMPER .....	5	
6	3YA-2517G-00-00	. ROTOR, SENSOR .....	1	
7	90159-05155-00	. SCREW, WITH WASHER ....	3	
8	94117-176Y0-00	TIRE (170/60 ZR17 D202) .....	1	DUNLOP
9	93900-00030-00	VALVE, RIM .....	1	
10	29L-25398-00-00	BALANCER, WHEEL (10G) ...	1	UN
	29L-25398-10-00	BALANCER, WHEEL (20G) ...	1	UN
	29L-25398-20-00	BALANCER, WHEEL (30G) ...	1	UN
11	36Y-25366-01-00	CLUTCH, HUB .....	1	
12	93306-30562-00	BEARING .....	1	
13	93106-35030-00	OIL SEAL .....	1	
14	36Y-25377-00-00	COLLAR, WHEEL .....	1	
15	2GH-25447-22-00	SPROCKET, DRIVEN (47T) ...	1	
16	90116-10485-00	BOLT, STUD .....	6	
17	95601-10200-00	NUT, SELF-LOCKING .....	6	
18	94571-31118-00	CHAIN (RK532GSV2-118L) ....	1	UR TAKASAGO
	94581-57118-00	CHAIN (DID532ZLVKA1-118L) .	1	UR DAIDO
19	3GM-25388-00-00	PULLER, CHAIN 1 .....	1	
20	3GM-25389-00-00	PULLER, CHAIN 2 .....	1	
21	90101-08705-00	BOLT .....	2	
22	95333-08600-00	NUT .....	2	
23	3GM-25381-00-00	AXLE, WHEEL .....	1	
24	90171-18051-00	NUT, CASTLE .....	1	
25	90201-18264-00	WASHER, PLATE .....	1	

CONTINUED ON NEXT FRAME ➤



4FE332-3330

REAR WHEEL

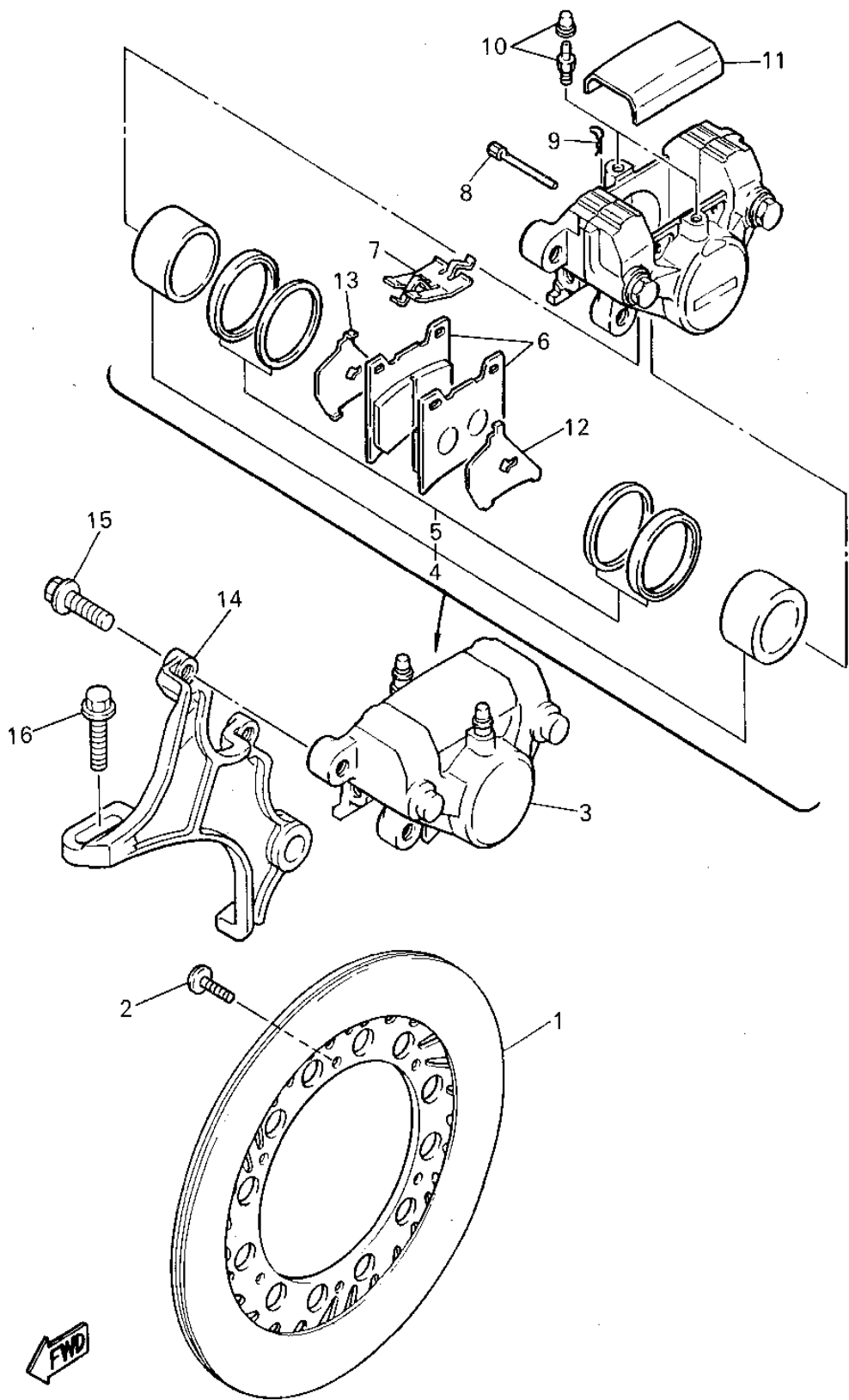


Ref. No.	Part Number	Description	Qty	Remarks
26	91401-40040-00	PIN, COTTER .....	1	
27	90387-203X0-00	COLLAR .....	1	
28	90387-202X9-00	COLLAR .....	1	
29	4FE-2537A-00-P0	HOUSING, SENSOR REAR ...	1	LIGHT YELLOWISH GRAY 1
30	93210-18322-00	O-RING .....	2	



4FE332-3330

# REAR BRAKE CALIPER

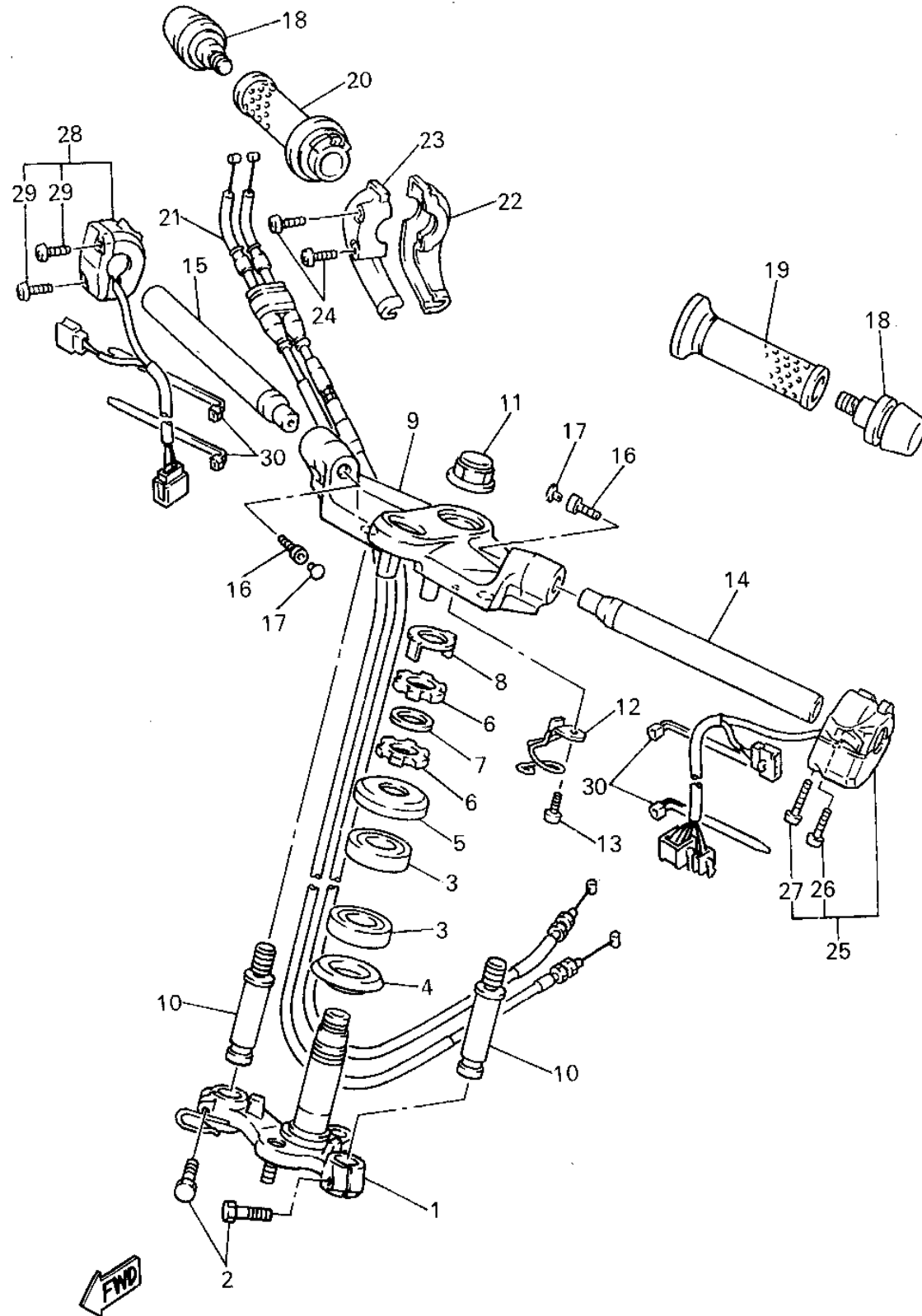


Ref. No.	Part Number	Description	Qty	Remarks
1	4BH-2582W-00-00	DISC, REAR BRAKE 2 .....	1	
2	90109-08718-00	BOLT .....	6	
3	4BH-2580W-00-00	CALIPER ASSEMBLY, REAR 2	1	
4	31A-W0057-00-00	. PISTON ASSEMBLY, CALIPER	1	
5	31A-W0047-00-00	. . CALIPER SEAL KIT .....	1	
6	1FK-W0046-01-00	. BRAKE PAD KIT 2 .....	1	
7	26H-25919-00-00	. SUPPORT, PAD .....	1	
8	3HE-25924-00-00	. PIN, PAD .....	2	
9	3HE-25925-00-00	. CLIP .....	2	
10	1J3-W0048-00-00	. BLEED SCREW KIT .....	2	
11	41Y-25836-00-00	. COVER, DUST .....	1	
12	1FK-25827-00-00	. SHIM, CALIPER .....	1	
13	1FK-25828-00-00	. SHIM, CALIPER .....	1	
14	4BH-25819-00-00	BRACKET, CALIPER .....	1	
15	90105-10634-00	BOLT, WASHER BASED .....	2	
16	95811-10030-00	BOLT, FLANGE .....	1	



4BH332-3340

# STEERING HANDLE - CABLE

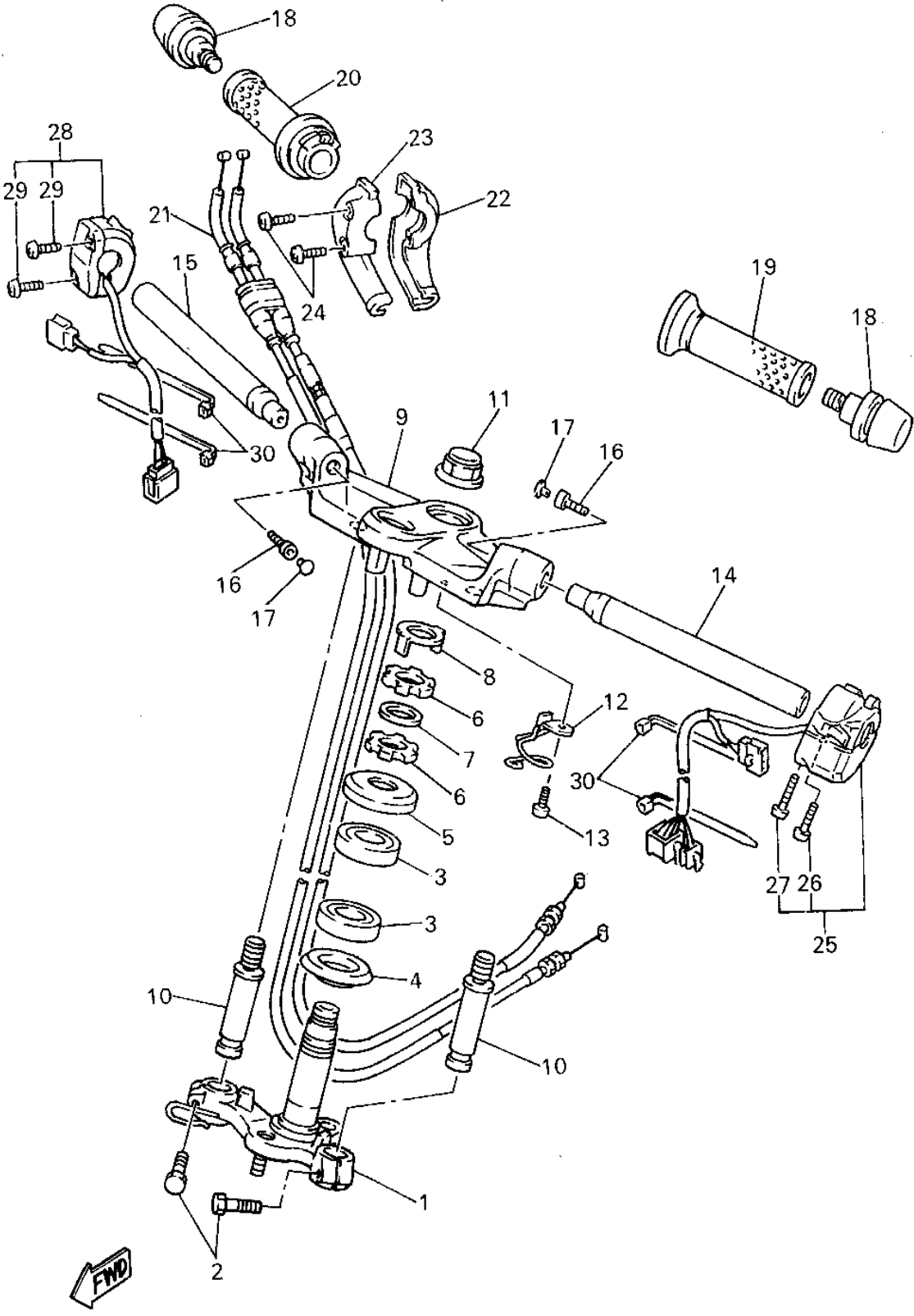


Ref. No.	Part Number	Description	Qty	Remarks
1	4BH-23340-00-00	UNDER BRACKET COMP. ....	1	
2	90101-06757-00	BOLT .....	2	
3	93399-99937-00	BEARING .....	2	
4	164-23462-00-00	SEAL, STEERING .....	1	
5	3HE-23416-00-00	COVER, BALL RACE 2 .....	1	
6	90179-25615-00	NUT .....	2	
7	90202-26142-00	WASHER, PLATE .....	1	
8	3YF-23418-00-00	WASHER, SPECIAL .....	1	
9	4BH-23435-00-P1	CROWN, HANDLE .....	1	LIGHT YELLOWISH GRAY 1
10	4BH-2612F-00-00	BOSS .....	2	
11	90176-22050-00	NUT, CROWN .....	1	
12	4BH-26131-00-00	GUIDE, CABLE 1 .....	1	
13	98906-06008-00	SCREW, BIND .....	1	
14	4BH-26111-00-00	HANDLEBAR .....	1	
15	4BH-26112-00-00	BAR, HANDLE .....	1	
16	91316-08025-00	BOLT, SOCKET HEAD .....	2	
17	341-23469-00-00	CAP, BOLT .....	2	
18	4BH-26246-00-00	END, GRIP .....	2	
19	1KG-26241-00-00	GRIP (LEFT) .....	1	
20	3FH-26240-00-00	GRIP ASSEMBLY .....	1	
21	4BH-26302-00-00	THROTTLE CABLE ASSEMBLY	1	
22	3XW-26281-01-00	CAP, GRIP UPPER .....	1	
23	3XW-26282-01-00	CAP, GRIP LOWER .....	1	
24	98506-05035-00	SCREW, PAN HEAD .....	2	
25	4HH-83973-00-00	SWITCH, HANDLE 3 .....	1	
26	98506-05030-00	. SCREW, PAN HEAD .....	1	
27	98506-05040-00	. SCREW, PAN HEAD .....	1	
28	4FE-83975-00-00	SWITCH, HANDLE 2 .....	1	

CONTINUED ON NEXT FRAME ►

4FE332-3350

# STEERING HANDLE - CABLE



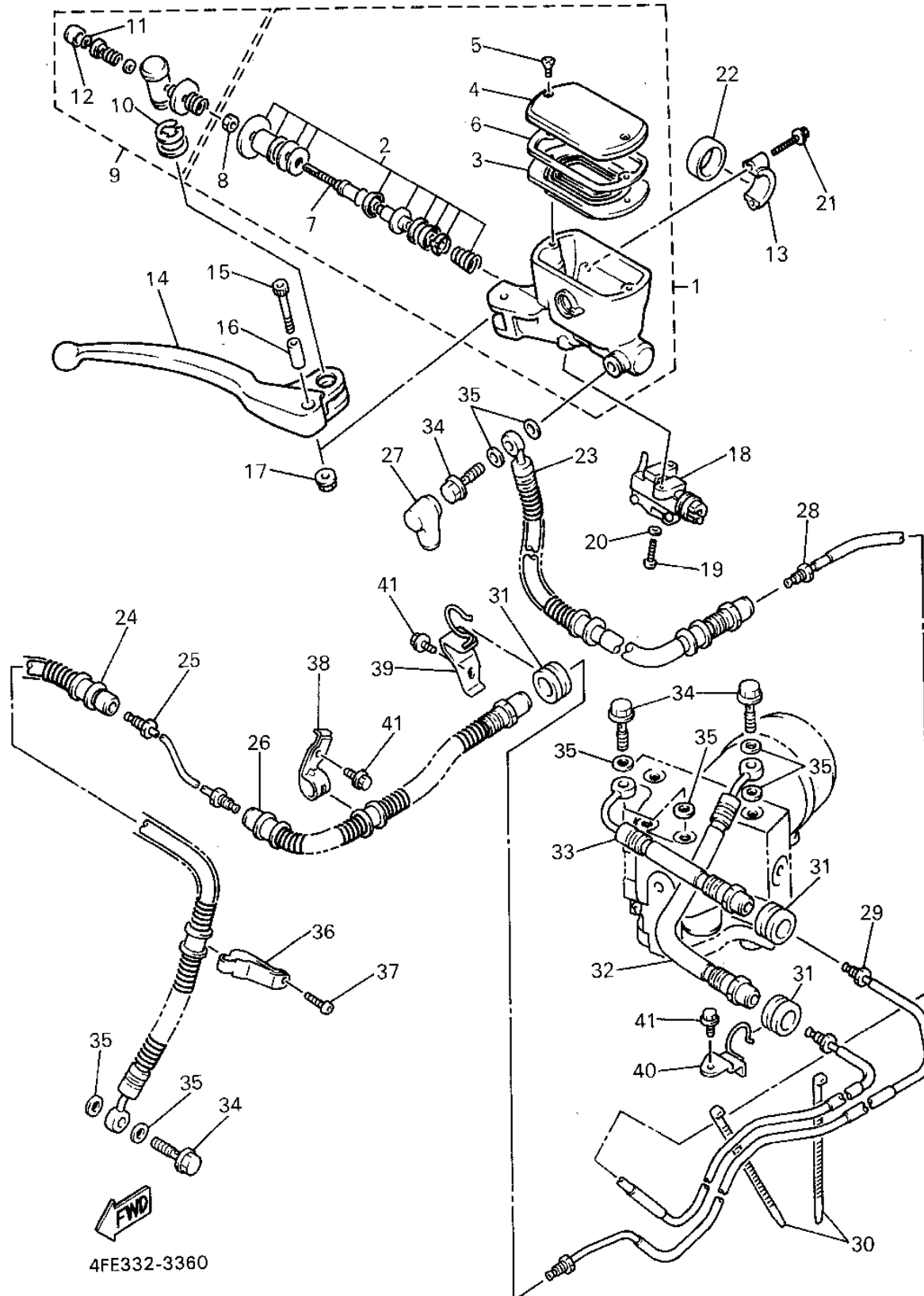
Ref. No.	Part Number	Description	Qty	Remarks
29	90157-05057-00	. SCREW, PANHEAD .....	2	
30	90464-13073-00	CLAMP .....	4	

FWD  
4FE332-3350



**CONTINUED ON NEXT FRAME ►**

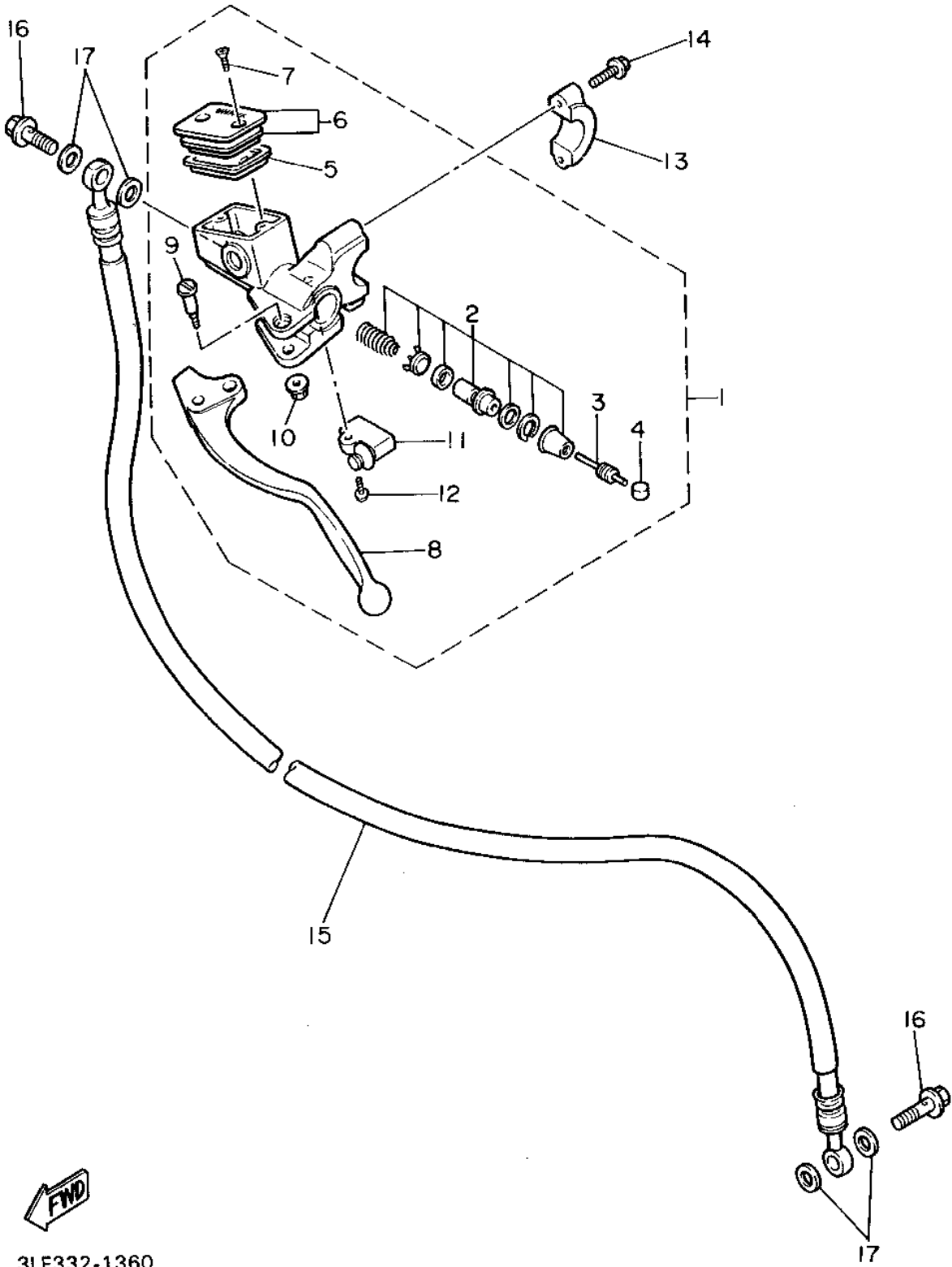
# FRONT MASTER CYLINDER



Ref. No.	Part Number	Description	Qty	Remarks
28	4FE-25882-00-00	PIPE, BRAKE 2 .....	1	
29	4FE-25883-00-00	PIPE, BRAKE 3 .....	1	
30	90465-13169-00	CALMP .....	2	
31	341-25881-00-00	PROTECTOR, BRAKE HOSE ..	3	
32	4FE-25874-01-00	HOSE, BRAKE .....	1	
33	4FE-2581J-01-00	HOSE, BRAKE 4 .....	1	
34	90401-10159-00	BOLT, UNION .....	4	
35	90201-10118-00	WASHER, PLATE .....	8	
36	4BH-25875-00-00	HOLDER, BRAKE HOSE 1 ....	1	
37	92011-06016-00	BOLT, BUTTON HEAD .....	1	
38	4BH-25887-00-00	HOLDER, BRAKE HOSE .....	1	
39	4BH-2587A-00-00	HOLDER, BREAK HOSE .....	1	
40	4FE-2587A-00-00	HOLDER, BREAK HOSE .....	1	
41	95811-06012-00	BOLT, FLANGE .....	3	

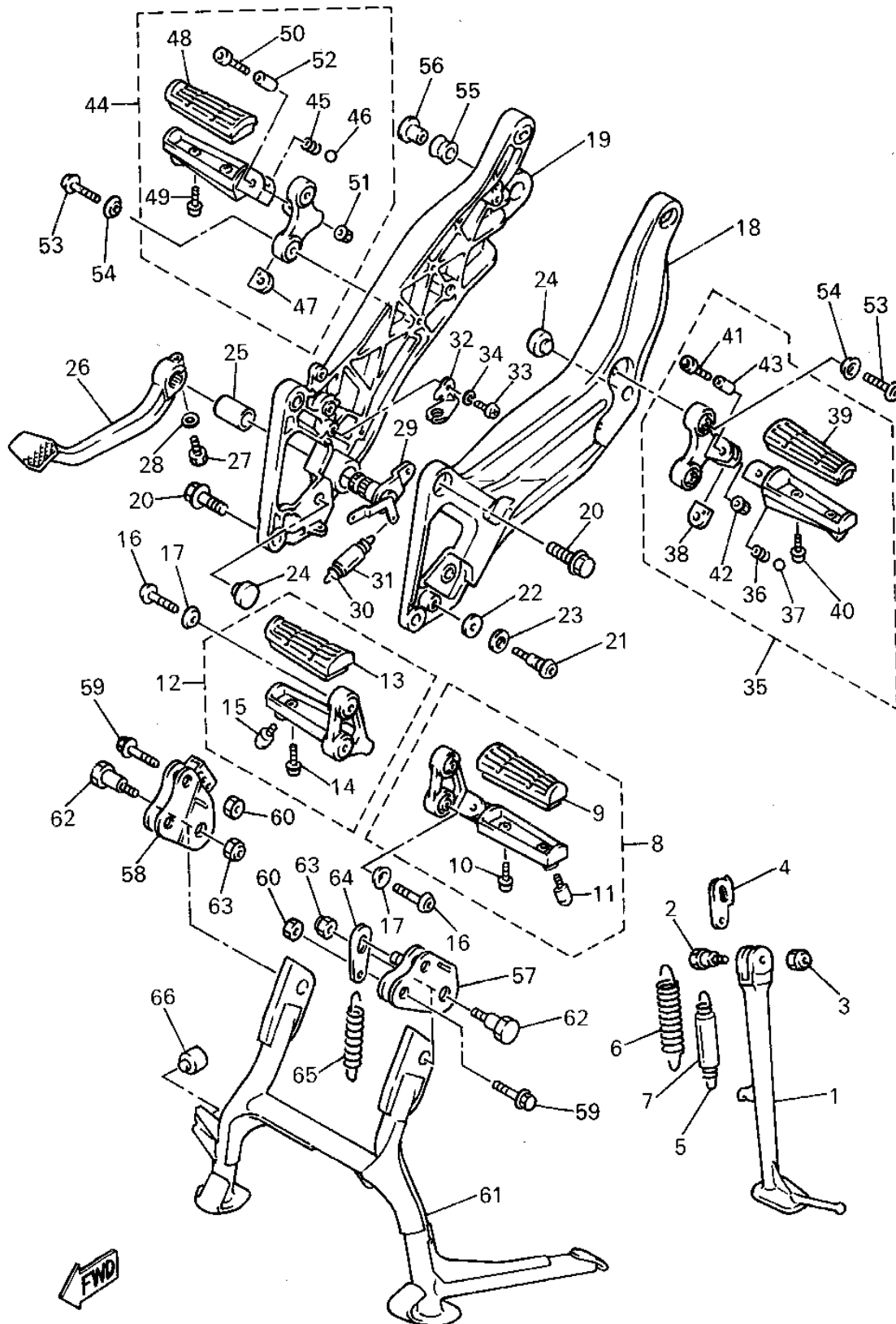


# FRONT MASTER CYLINDER 2



Ref. No.	Part Number	Description	Qty	Remarks
1	3SD-25870-11-00	MASTER CYLINDER SUB ASSEMBLY	1	
2	3GM-W0099-00-00	. CYLINDER KIT, MASTER (CLUTCH)	1	
3	3GM-26464-00-00	. ROD, PUSH	1	
4	3GM-26455-00-00	. BUSH	1	
5	55U-25854-00-00	. DIAPHRAGM, RESERVOIR	1	
6	3GM-W2585-20-00	. RESERVOIR CAP SET	1	
7	98706-04012-00	. SCREW, FLAT HEAD	2	
8	3GM-83912-00-00	. LEVER 1	1	
9	90149-06287-00	. SCREW	1	
10	95706-06500-00	. NUT, FLANGE	1	
11	3GM-83980-00-00	. FRONT STOP SWITCH ASSEMBLY	1	
12	98706-04016-00	. SCREW, FLAT HEAD	1	
13	56A-25867-00-00	BRACKET, MASTER CYLINDER	1	
14	95026-06025-00	BOLT, FLANGE	2	
15	4BH-26470-00-00	HOSE, CLUTCH	1	
16	90401-10096-00	BOLT, UNION	2	
17	90201-10118-00	WASHER, PLATE	4	

# STAND - FOOTREST

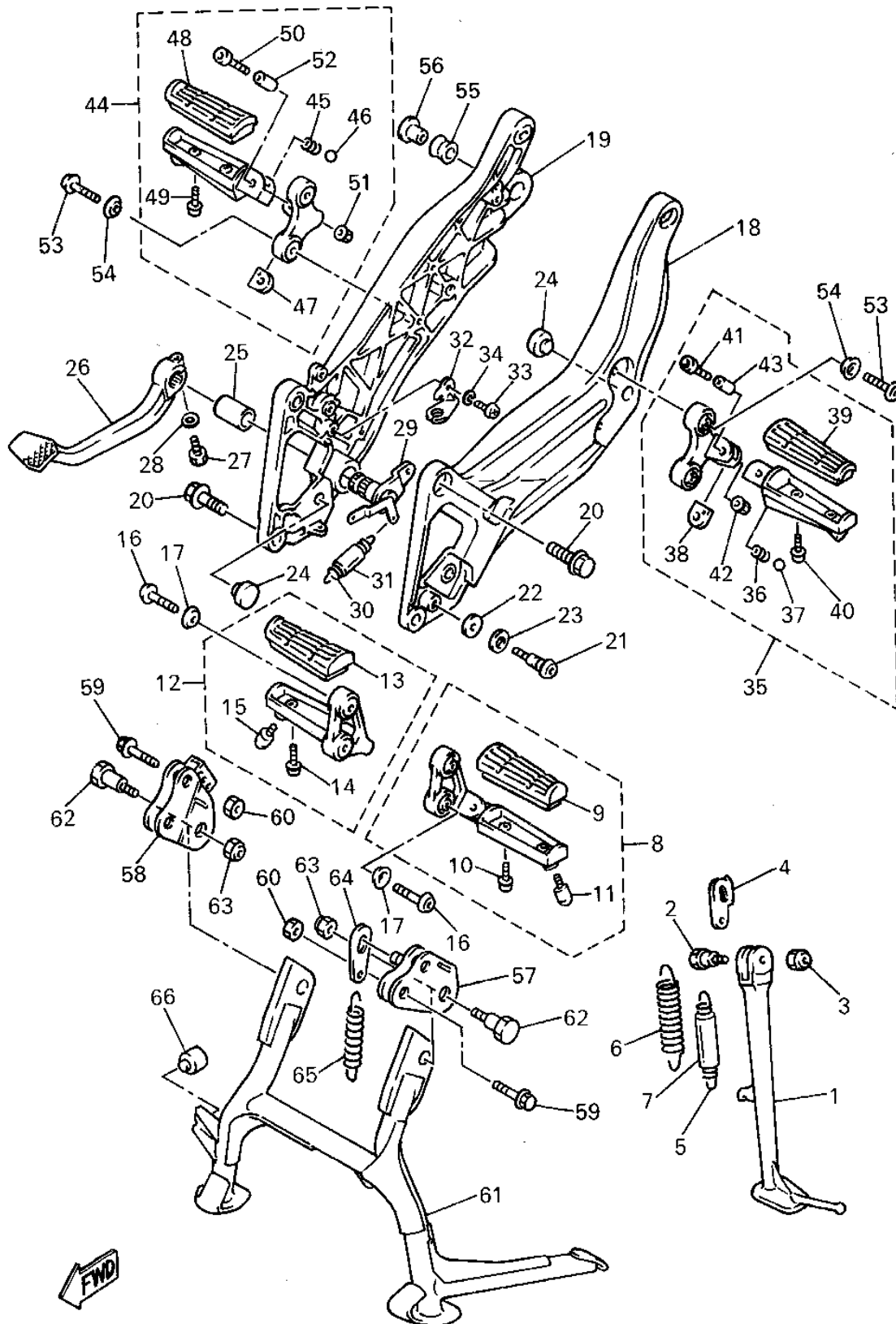


4BH332-3380

Ref. No.	Part Number	Description	Qty	Remarks
1	4BH-27311-00-00	STAND, SIDE .....	1	
2	90109-107F8-00	BOLT .....	1	
3	90185-10037-00	NUT, SELF-LOCKING .....	1	
4	2KT-27315-00-00	LINK, SIDE STAND .....	1	
5	90506-18224-00	SPRING, TENSION .....	1	
6	90506-26225-00	SPRING, TENSION .....	1	
7	1TX-27351-00-00	GUIDE, SIDE STAND .....	1	
8	4BH-27410-00-00	FRONT FOOTREST ASSEMBLY (LEFT) .....	1	
9	3YX-27413-00-00	. COVER, FOOTREST .....	1	
10	90159-05122-00	. SCREW, WITH WASHER ....	2	
11	3HE-27435-00-00	. BOLT .....	1	
12	4BH-27420-00-00	FRONT FOOTREST ASSEMBLY (RIGHT) .....	1	
13	3YX-27413-00-00	. COVER, FOOTREST .....	1	
14	90159-05122-00	. SCREW, WITH WASHER ....	2	
15	3HE-27435-00-00	. BOLT .....	1	
16	90110-08071-00	BOLT, HEXAGON SOCKET HEAD .....	4	
17	90209-08295-00	WASHER .....	4	
18	4BH-27442-00-P1	BRACKET 2 .....	1	LIGHT YELLOWISH GRAY 1
19	4BH-27443-00-P1	BRACKET 3 .....	1	LIGHT YELLOWISH GRAY 1
20	90105-10678-00	BOLT, WASHER BASED ....	4	
21	4BP-27434-01-00	BOLT .....	1	
22	90201-08326-00	WASHER, PLATE .....	1	
23	90201-127J6-00	WASHER, PLATE .....	1	
24	128-27114-00-00	STOPPER, MAIN STAND ....	4	
25	90380-20213-00	BUSH, SOLID .....	1	

CONTINUED ON NEXT FRAME ➤

# STAND - FOOTREST

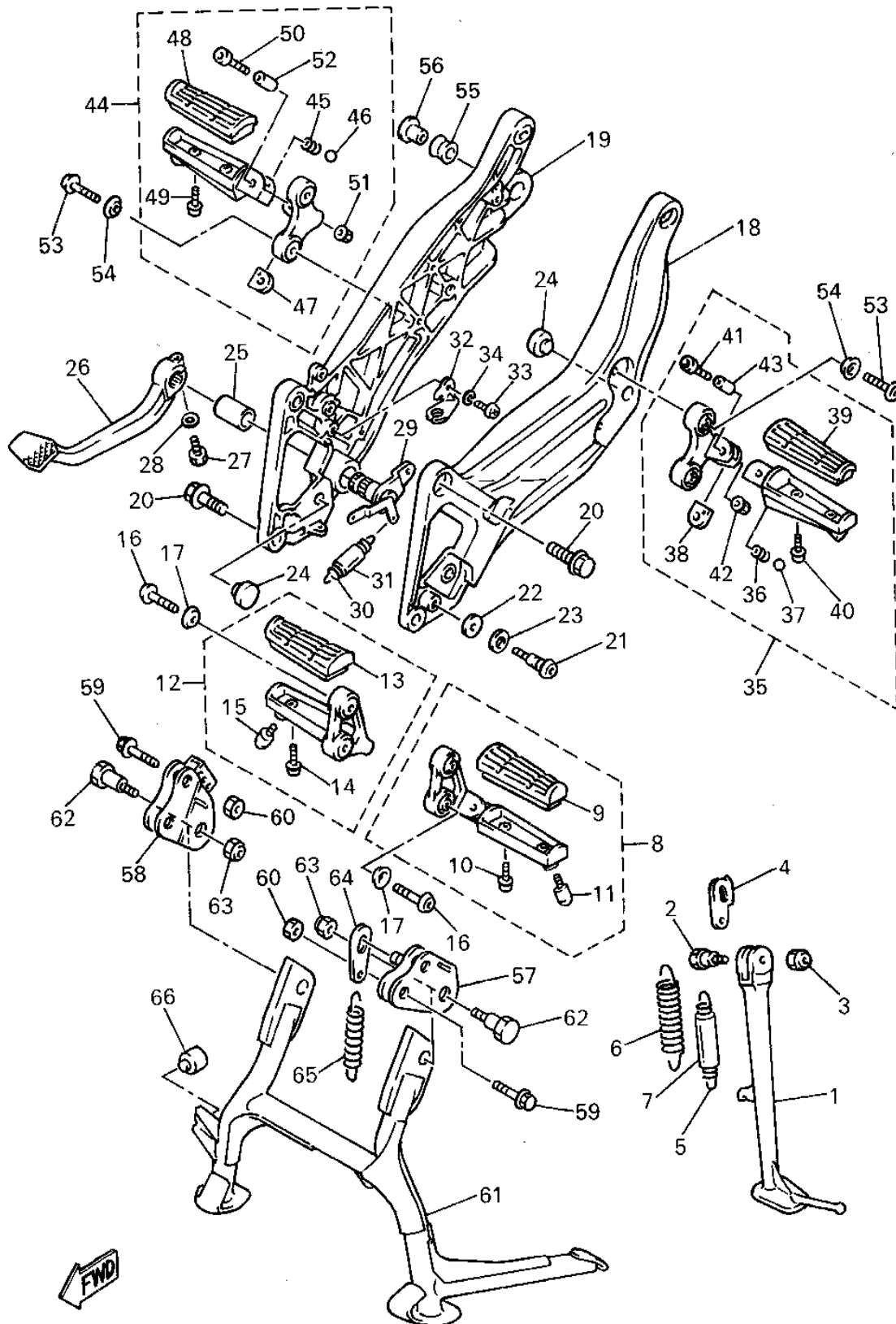


4BH332-3380

Ref. No.	Part Number	Description	Qty	Remarks
26	4BH-27211-00-00	PEDAL, BRAKE .....	1	
27	90109-06468-00	BOLT .....	1	
28	92995-06100-00	WASHER, SPRING .....	1	
29	4BH-27212-00-00	SHAFT, BRAKE PEDAL .....	1	
30	90506-20192-00	SPRING, TENSION .....	1	
31	90446-14359-00	HOSE .....	1	
32	4BH-2741L-00-00	BRACKET 4 .....	1	
33	98580-05012-00	SCREW, PAN HEAD .....	1	
34	92990-05100-00	WASHER, SPRING .....	1	
35	4BH-27430-00-00	REAR FOOTREST ASSEMBLY 1 .....	1	
36	90501-12743-00	. SPRING, COMPRESSION ....	1	
37	93501-04011-00	. BALL .....	1	
38	1HX-27437-00-00	. WASHER, SPECIAL .....	1	
39	3YX-27413-00-00	. COVER, FOOTREST .....	1	
40	90159-05122-00	. SCREW, WITH WASHER ....	2	
41	91311-06035-00	. BOLT, SOCKET HEAD .....	1	
42	95601-06100-00	. NUT, U .....	1	
43	90387-064H8-00	. COLLAR .....	1	
44	4BH-27440-00-00	REAR FOOTREST ASSEMBLY 2 .....	1	
45	90501-12743-00	. SPRING, COMPRESSION ....	1	
46	93501-04011-00	. BALL .....	1	
47	1HX-27437-00-00	. WASHER, SPECIAL .....	1	
48	3YX-27413-00-00	. COVER, FOOTREST .....	1	
49	90159-05122-00	. SCREW, WITH WASHER ....	2	
50	91311-06035-00	. BOLT, SOCKET HEAD .....	1	
51	95601-06100-00	. NUT, U .....	1	
52	90387-064H8-00	. COLLAR .....	1	

CONTINUED ON NEXT FRAME ►

# STAND - FOOTREST



4BH332-3380

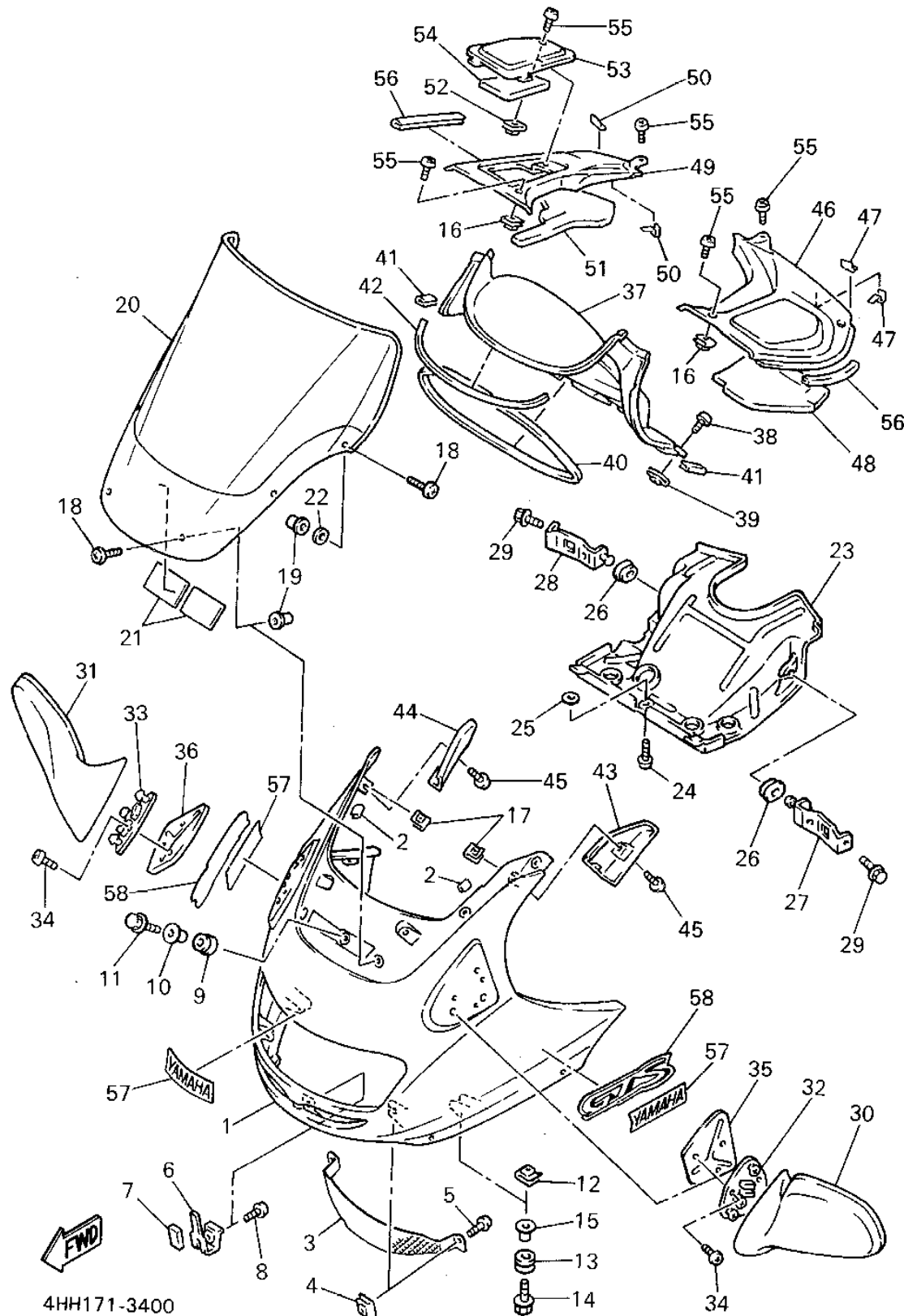
Ref. No.	Part Number	Description	Qty	Remarks
53	90110-08071-00	BOLT, HEXAGON SOCKET HEAD .....	4	
54	90209-08295-00	WASHER .....	4	
55	2H7-27414-00-00	DAMPER, FOOTREST .....	1	
56	90387-10636-00	COLLAR .....	1	
57	4BH-27151-00-00	BRACKET, MAIN STAND .....	1	
58	4BH-27152-00-00	BRACKET, MAIN STAND 2 ...	1	
59	90105-10188-00	BOLT, WASHER BASED .....	4	
60	90179-10247-00	NUT .....	4	
61	4BH-27111-01-00	STAND, MAIN .....	1	
62	90109-100E6-00	BOLT .....	2	
63	90185-10091-00	NUT, SELF-LOCKING .....	2	
64	4BH-27115-00-00	LINK, MAIN STAND .....	1	
65	90506-45278-00	SPRING, TENSION .....	1	
66	2GM-27114-00-00	STOPPER, MAIN STAND .....	1	



**GTS1000AF\_AFC**

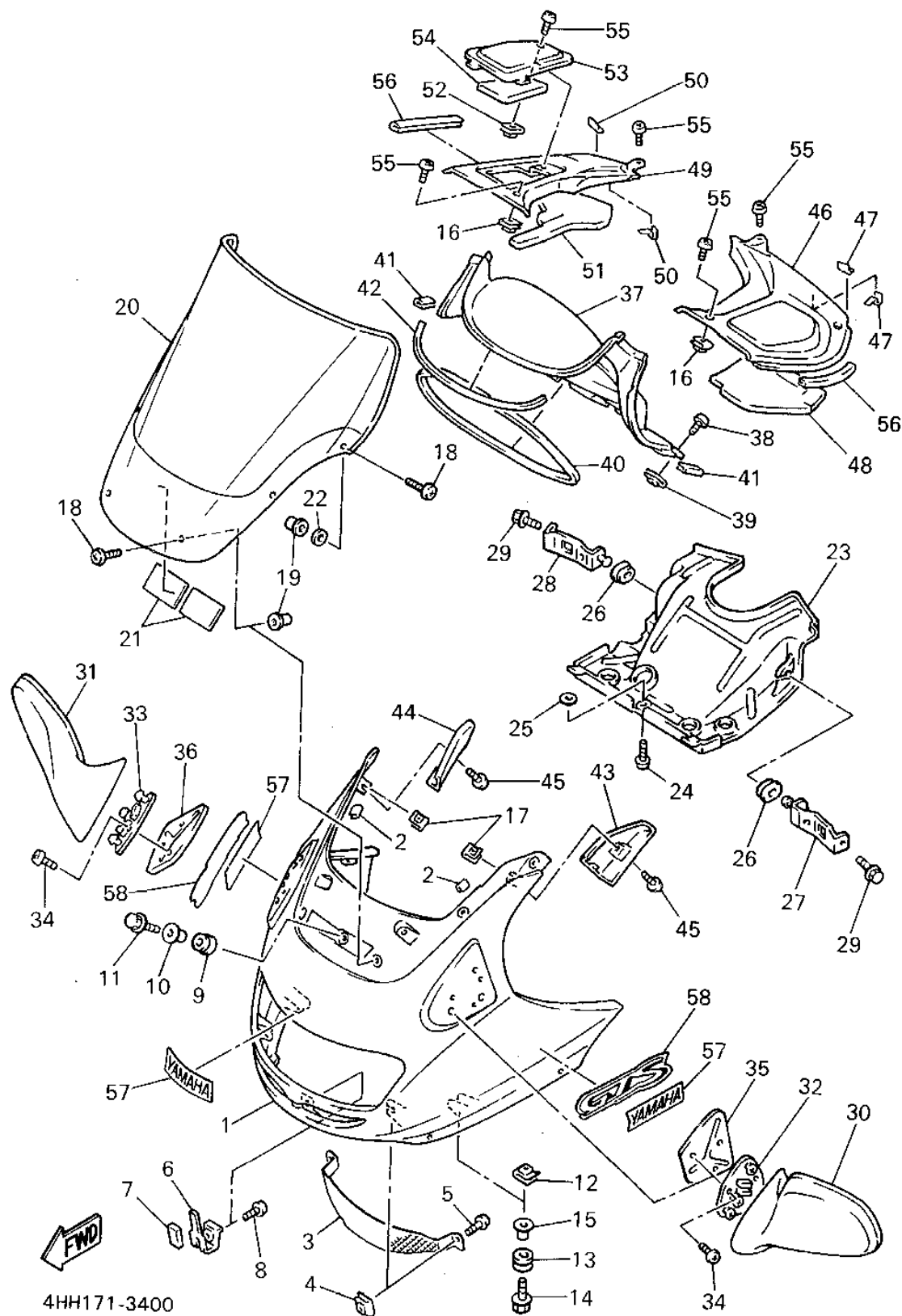
# F1

# COWLING 1



Ref. No.	Part Number	Description	Qty	Remarks
1	4BH-28350-00-P3	COWLING ASSEMBLY .....	1	DARK PURPLISH BLUE METALLIC 2
2	3MA-27491-00-00	PROTECTOR .....	2	
3	4BH-28336-00-00	PLATE .....	1	
4	90183-05061-00	NUT, SPRING .....	2	
5	90154-05013-00	SCREW, BINDING .....	2	
6	4BH-28358-00-00	STAY 3 .....	1	
7	34M-2139X-00-00	DAMPER .....	1	
8	90154-05013-00	SCREW, BINDING .....	1	
9	90480-13398-00	GROMMET .....	1	
10	90387-067K6-00	COLLAR .....	1	
11	90119-06060-00	BOLT, WITH WASHER .....	1	
12	90183-06053-00	NUT, SPRING .....	2	
13	90480-15257-00	GROMMET .....	2	
14	90119-06163-00	BOLT, WITH WASHER .....	2	
15	90387-081F5-00	COLLAR .....	2	
16	90183-05024-00	NUT, SPRING .....	2	
17	90183-05061-00	NUT, SPRING .....	2	
18	90150-05023-00	SCREW, ROUND HEAD .....	6	
19	90179-05523-00	NUT .....	6	
20	4BH-28381-10-00	WINDSHIELD .....	1	
21	1JK-21735-00-00	SEAL 2 .....	2	
22	3YF-21268-00-00	SEAL .....	6	
23	4BH-28365-00-00	COVER .....	1	
24	90149-06194-00	SCREW .....	1	
25	4U5-2176E-00-00	PLATE .....	1	
26	90480-12325-00	GROMMET .....	2	
27	4BH-28366-00-00	BRACKET .....	1	
28	4BH-28367-00-00	BRACKET .....	1	

CONTINUED ON NEXT FRAME ►

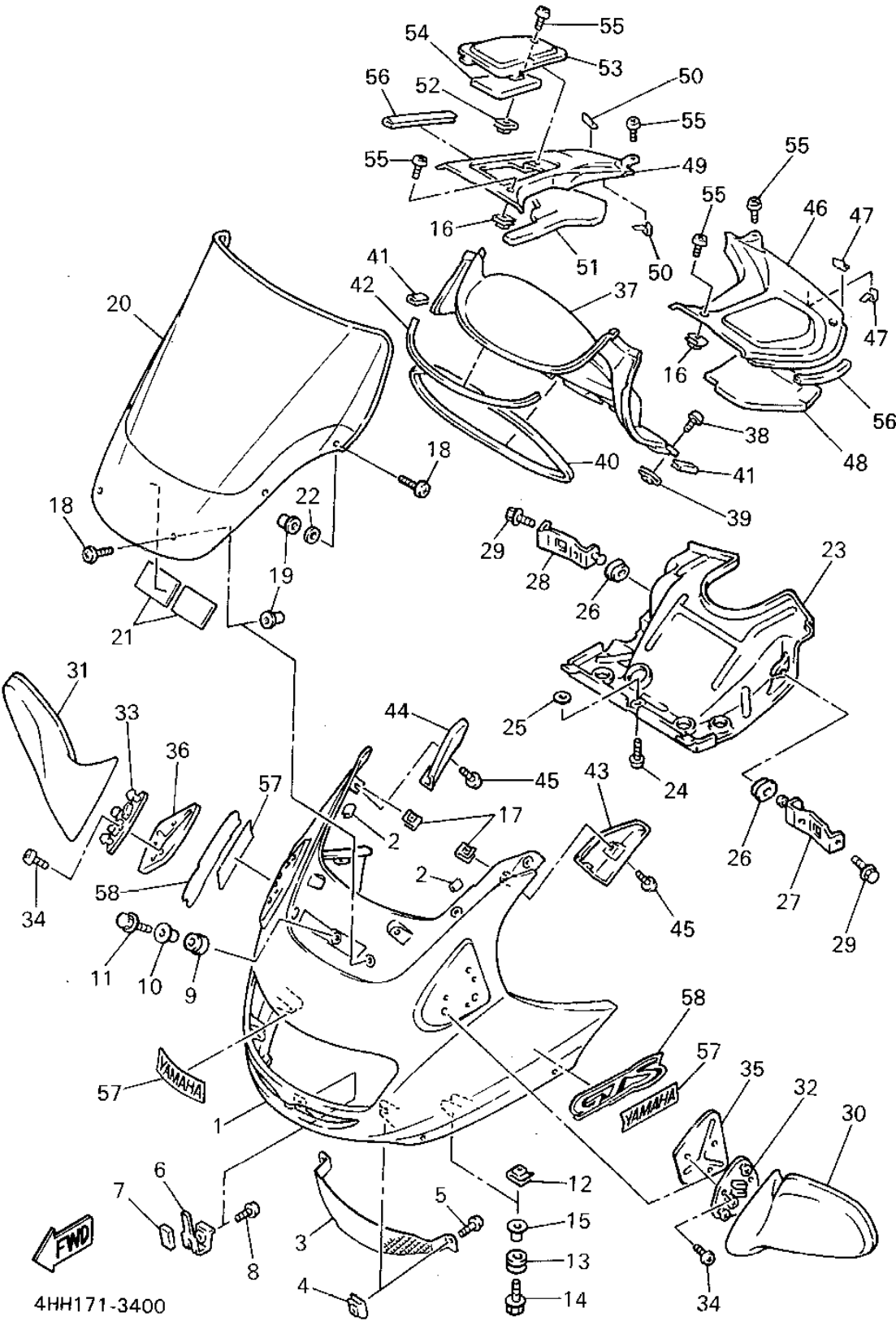


# COWLING 1

Ref. No.	Part Number	Description	Qty	Remarks
29	95826-06010-00	BOLT, FLANGE .....	2	
30	4BH-26280-20-00	REAR VIEW MIRROR ASSEMBLY (LEFT) .....	1	
31	4BH-26290-20-00	REAR VIEW MIRROR ASSEMBLY (RIGHT) .....	1	
32	4BH-2831W-00-00	STAY, MIRROR 1 .....	1	
33	4BH-2832W-00-00	STAY, MIRROR 2 .....	1	
34	98906-05014-00	SCREW, BIND .....	6	
35	4BH-2834N-00-00	BRACKET, MIRROR 1 .....	1	
36	4BH-2834R-00-00	BRACKET, MIRROR 2 .....	1	
37	4BH-2836R-00-00	PANEL, INNER 5 .....	1	
38	90154-05013-00	SCREW, BINDING .....	4	
39	90183-05024-00	NUT, SPRING .....	4	
40	36Y-28348-00-00	MOLE 4 .....	1	
41	3EN-28345-50-00	MOLE 1 .....	2	
42	3CV-2834H-01-00	MOLE 6 .....	1	
43	4BH-2836M-00-00	PANEL, INNER 3 .....	1	
44	4BH-2836N-00-00	PANEL, INNER 4 .....	1	
45	98906-05012-00	SCREW, BIND .....	2	
46	4BH-2836K-00-00	PANEL, INNER 1 .....	1	
47	3TU-2178A-00-00	LABEL .....	2	
48	4BH-28218-00-00	SEAL 1 .....	1	
49	4BH-2836L-00-00	PANEL, INNER 2 .....	1	
50	3TU-2178A-00-00	LABEL .....	2	
51	4BH-28238-00-00	SEAL 3 .....	1	
52	90183-05024-00	NUT, SPRING .....	1	
53	4BH-2839K-00-00	LID 1 .....	1	
54	4BH-28228-00-00	SEAL 2 .....	1	
55	90154-05013-00	SCREW, BINDING .....	7	

CONTINUED ON NEXT FRAME ►

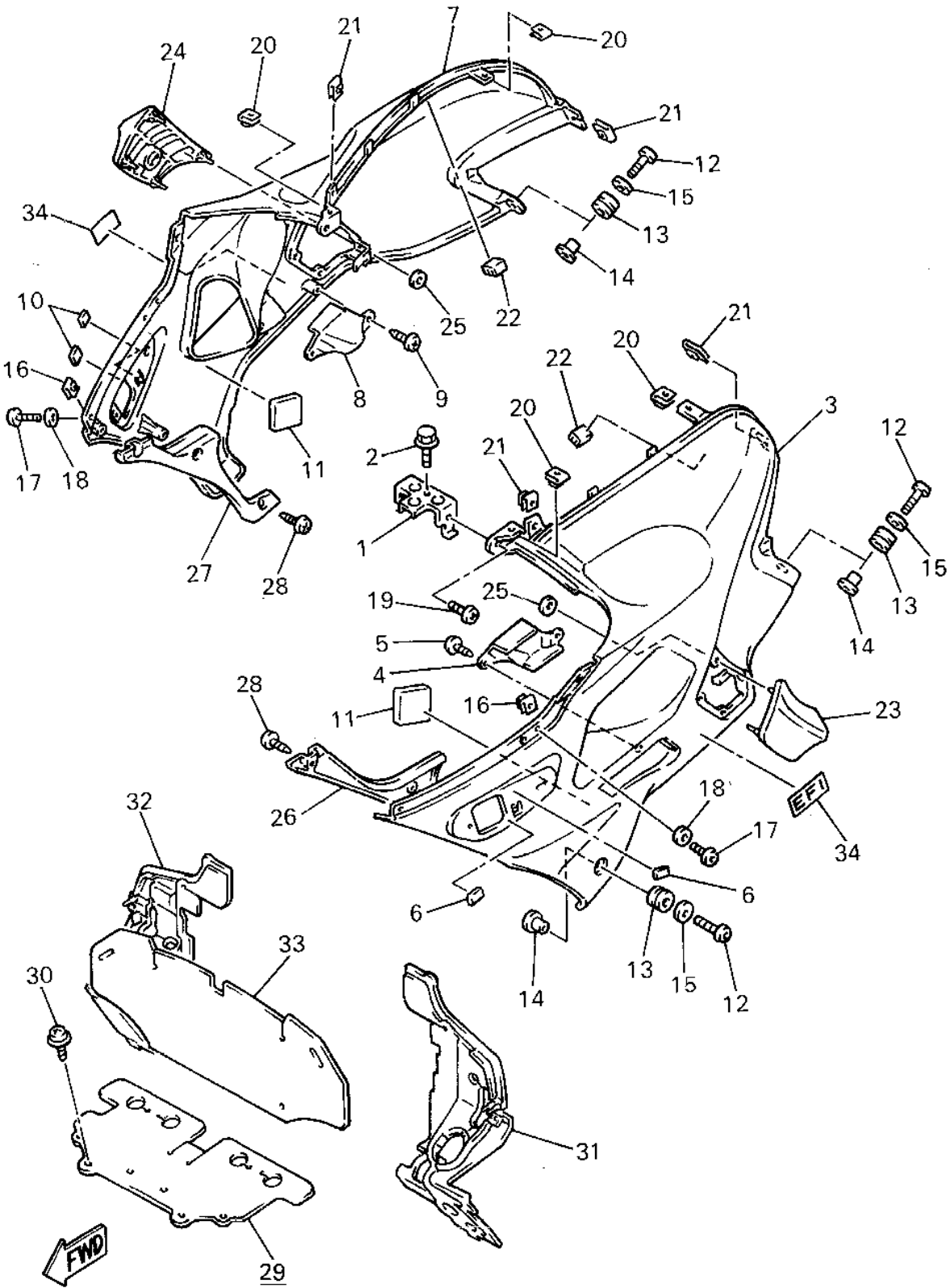
COWLING 1



Ref. No.	Part Number	Description	Qty	Remarks
56	4BH-28376-00-00	TRIM .....	2	
57	99237-00100-00	EMBLEM, YAMAHA .....	3	
58	4BH-28315-40-00	EMBLEM .....	2	



COWLING 2

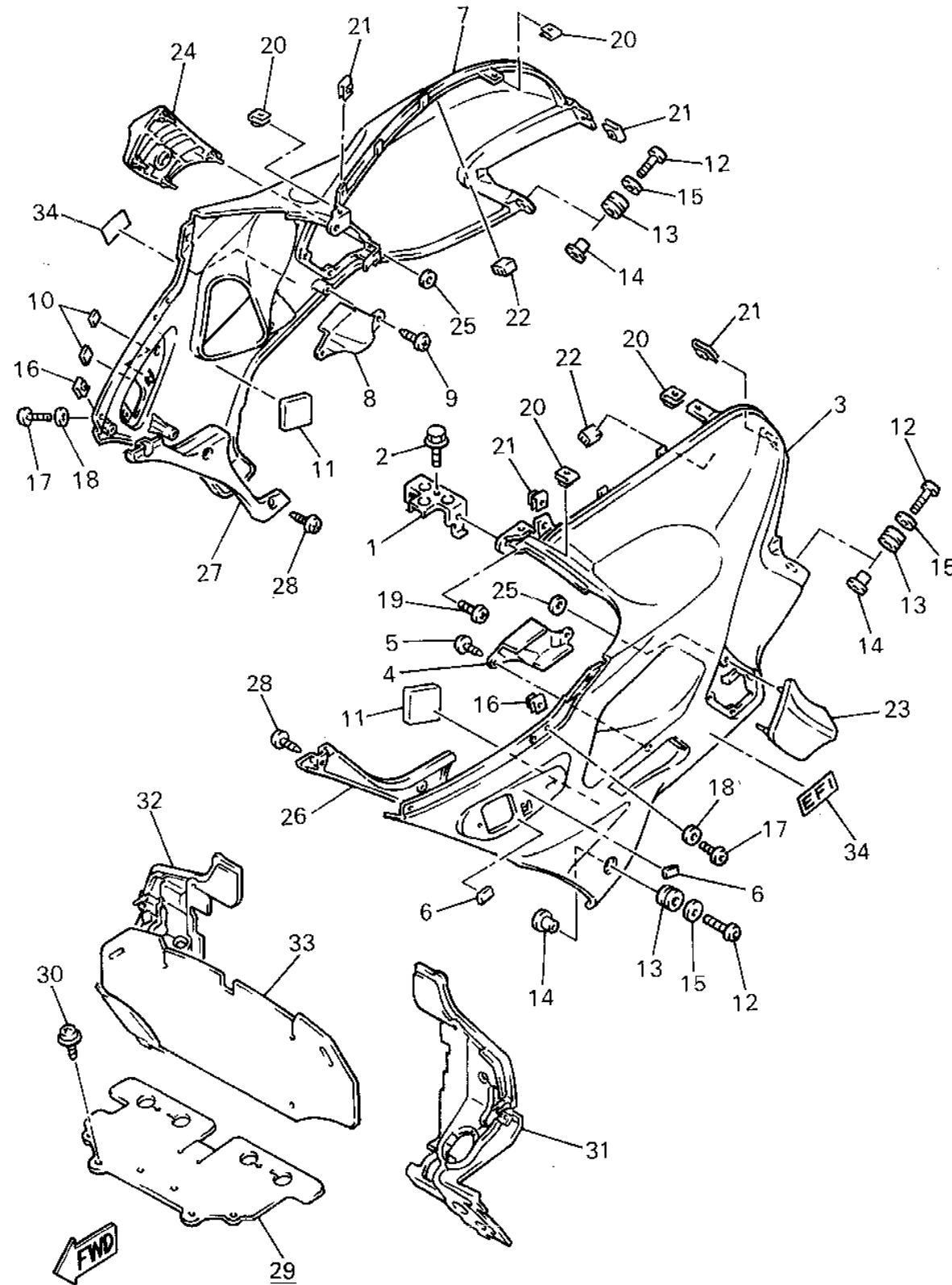


Ref. No.	Part Number	Description	Qty	Remarks
1	4BH-28321-00-00	STAY 1 .....	1	
2	95826-06010-00	BOLT, FLANGE .....	1	
3	4BH-2835J-00-P3	BODY, FRONT LOWER 1 .....	1	DARK PURPLISH BLUE METALLIC 2
4	4BH-2838N-00-00	DUCT 1 .....	1	
5	97706-50012-00	SCREW, TAPPING .....	2	
6	3TU-2178A-00-00	LABEL .....	2	
7	4BH-2835K-00-P3	BODY, FRONT LOWER 2 .....	1	DARK PURPLISH BLUE METALLIC 2
8	4BH-2838R-00-00	DUCT 2 .....	1	
9	97706-50012-00	SCREW, TAPPING .....	2	
10	3TU-2178A-00-00	LABEL .....	2	
11	5G7-82121-00-00	PAD, BATTERY .....	2	
12	90110-06202-00	BOLT, HEXAGON SOCKET HEAD .....	4	
13	90480-10289-00	GROMMET .....	4	
14	90387-066Y6-00	COLLAR .....	4	
15	90201-06697-00	WASHER, PLATE .....	4	
16	90183-05024-00	NUT, SPRING .....	4	
17	90110-05201-00	BOLT, HEXAGON SOCKET HEAD .....	4	
18	90202-05180-00	WASHER, PLATE .....	4	
19	90154-05013-00	SCREW, BINDING .....	2	
20	90183-05061-00	NUT, SPRING .....	4	
21	90183-05024-00	NUT, SPRING .....	4	
22	4BH-2836T-00-00	DAMPER, LOCATING 1 .....	2	
23	4BH-2832M-00-00	PROTECTOR 1 .....	1	
24	4BH-2832N-00-00	PROTECTOR 2 .....	1	
25	90183-06011-00	NUT, SPRING .....	4	
26	4BH-2835U-00-00	PANEL 1 .....	1	

CONTINUED ON NEXT FRAME ➤

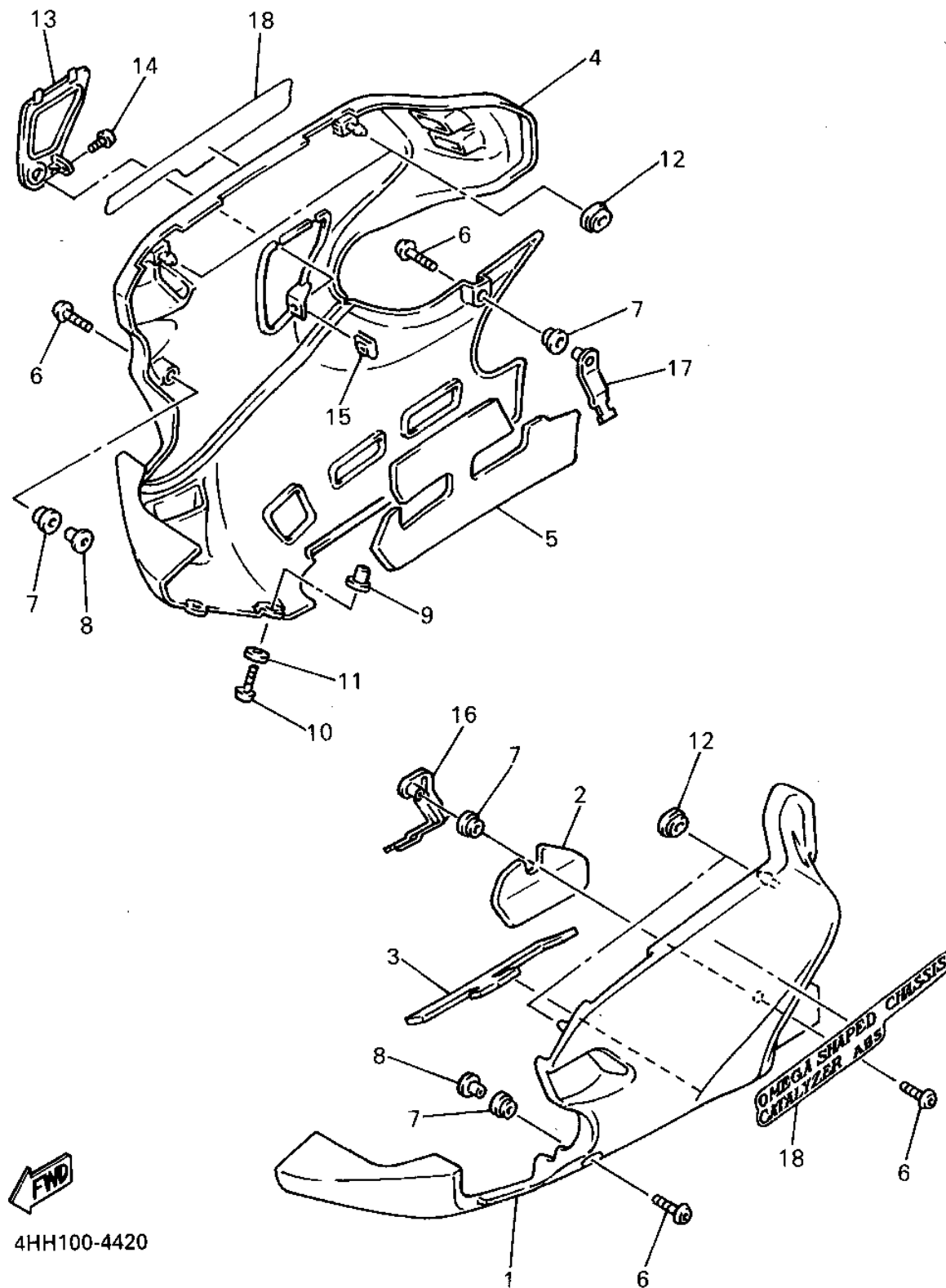
4BH332-3410

# COWLING 2



Ref. No.	Part Number	Description	Qty	Remarks
27	4BH-2835V-00-00	PANEL 2 .....	1	
28	97706-50012-00	SCREW, TAPPING .....	5	
29	4BH-28341-00-00	PLATE, ENGINE GUARD .....	1	
30	90159-06093-00	SCREW, WITH WASHER .....	2	
31	4BH-28396-00-00	PLATE 1 .....	1	
32	4BH-28397-00-00	PLATE 2 .....	1	
33	4BH-2838G-00-00	SEAT 1 .....	1	
34	4BH-28338-20-00	EMBLEM .....	2	

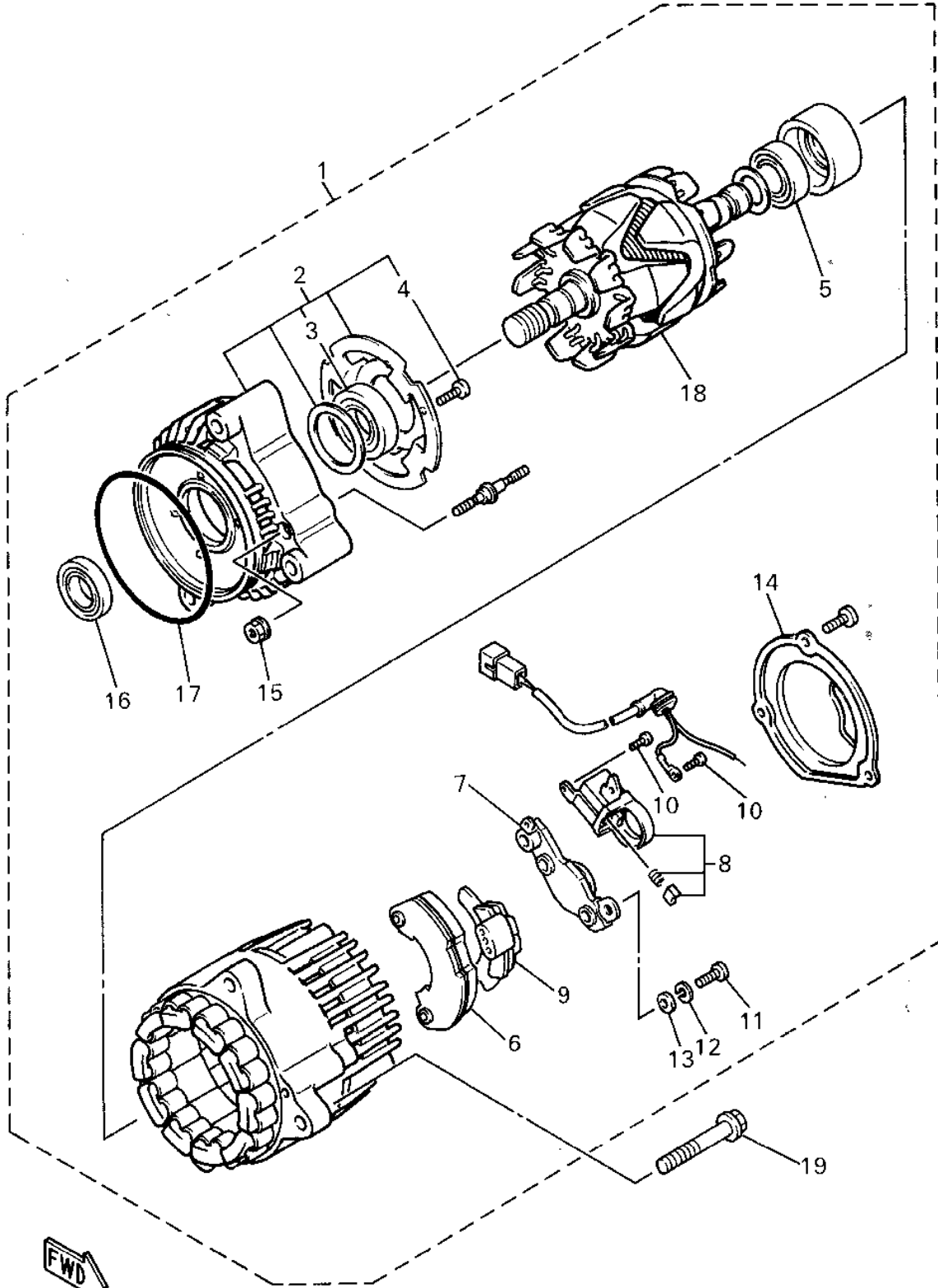
4BH332-3410



## COWLING 3

Ref. No.	Part Number	Description	Qty	Remarks
1	4BH-28385-00-7B	COVER, LOWER .....	1	BLUISH BLACK 2
2	4BH-2848L-00-00	SEAT 3 .....	1	
3	4BH-2848M-00-00	SEAT 4 .....	1	
4	4BH-28395-00-7B	COVER, UNDER .....	1	BLUISH BLACK 2
5	4BH-2848N-00-00	SEAT 5 .....	1	
6	90110-06202-00	BOLT, HEXAGON SOCKET HEAD .....	4	
7	90480-13398-00	GROMMET .....	4	
8	90387-067N5-00	COLLAR .....	2	
9	90179-05523-00	NUT .....	2	
10	90149-05299-00	SCREW .....	2	
11	90202-05180-00	WASHER, PLATE .....	2	
12	90480-01559-00	GROMMET .....	4	
13	4BH-2839L-00-7B	LID 2 .....	1	BLUISH BLACK 2
14	90154-05013-00	SCREW, BINDING .....	1	
15	90183-05024-00	NUT, SPRING .....	1	
16	4BH-2836A-00-00	BRACKET 1 .....	1	
17	4BH-2836E-00-00	BRACKET 2 .....	1	
18	4FE-28328-01-00	EMBLEM .....	2	

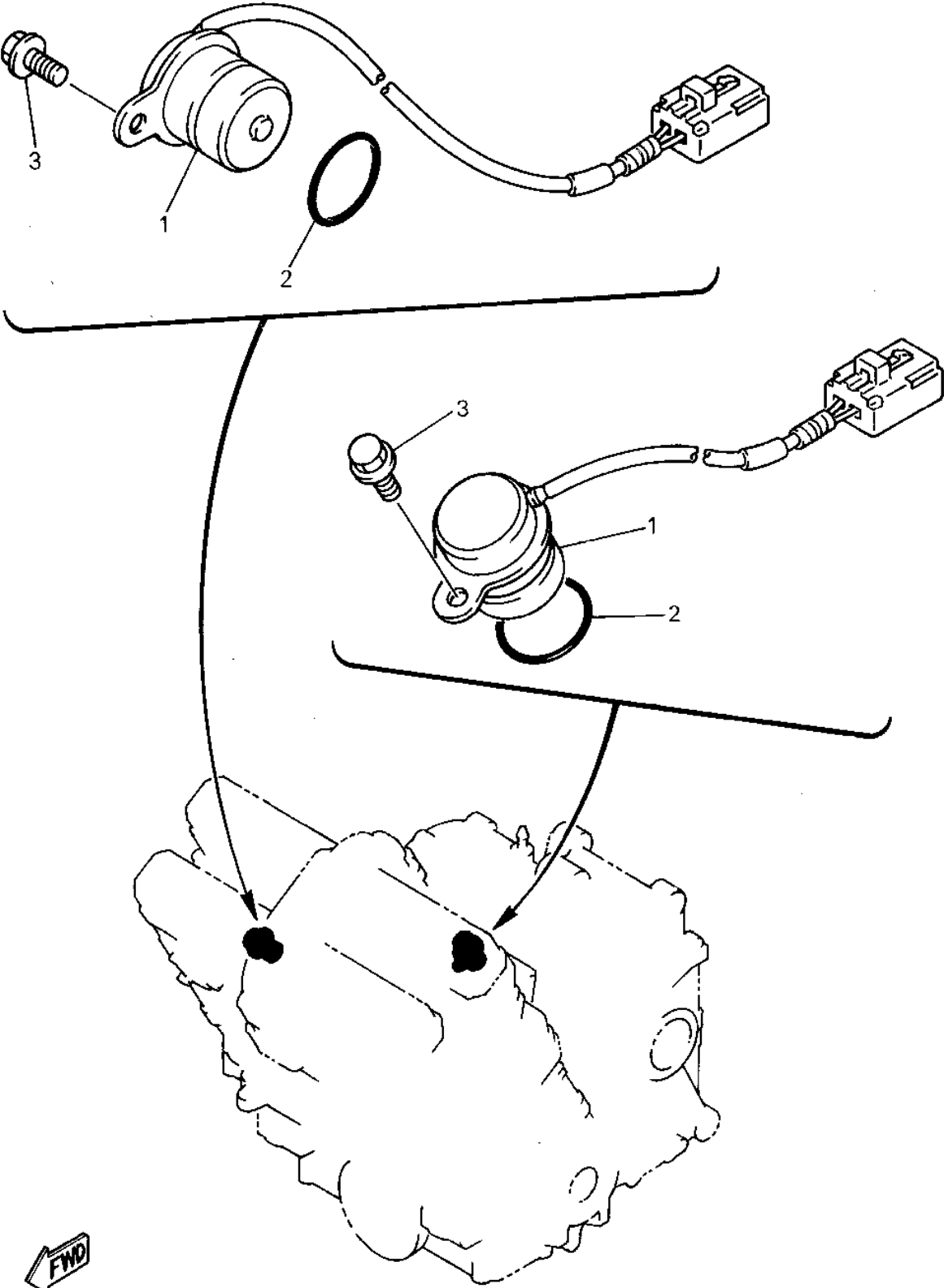
# GENERATOR



Ref. No.	Part Number	Description	Qty	Remarks
1	4BH-81600-00-00	A.C. GENERATOR ASSEMBLY	1	
2	4BH-81634-00-00	. STATOR ASSEMBLY .....	1	
3	4BH-81643-00-00	.. BEARING .....	1	
4	4BH-81645-00-00	.. SCREW .....	4	
5	4BH-81643-10-00	. BEARING .....	1	
6	4BH-81970-00-00	. RECTIFIER ASSEMBLY .....	1	
7	36Y-81910-50-00	. VOLTAGE REGULATOR ASSEMBLY .....	1	
8	3FV-81619-00-00	. BRUSH HOLDER ASSEMBLY	1	
9	4BH-81972-00-00	. COVER, RECTIFIER .....	1	
10	3FV-81645-00-00	. SCREW .....	2	
11	98580-05018-00	. SCREW, PAN HEAD (97803-05017) .....	3	
12	92990-05100-00	. WASHER, SPRING .....	3	
13	92901-05600-00	. WASHER, PLATE .....	3	
14	4BH-81604-00-00	. COVER ASSEMBLY .....	1	
15	95701-05500-00	. NUT, FLANGE .....	2	
16	36Y-81638-50-00	. OIL SEAL .....	1	
17	2KT-81642-50-00	. O-RING .....	1	
18	4BH-81660-00-00	. ROTOR ASSEMBLY .....	1	
19	95816-08065-00	BOLT, FLANGE .....	3	

4BH332-3430

# PICK UP COIL - GOVERNOR

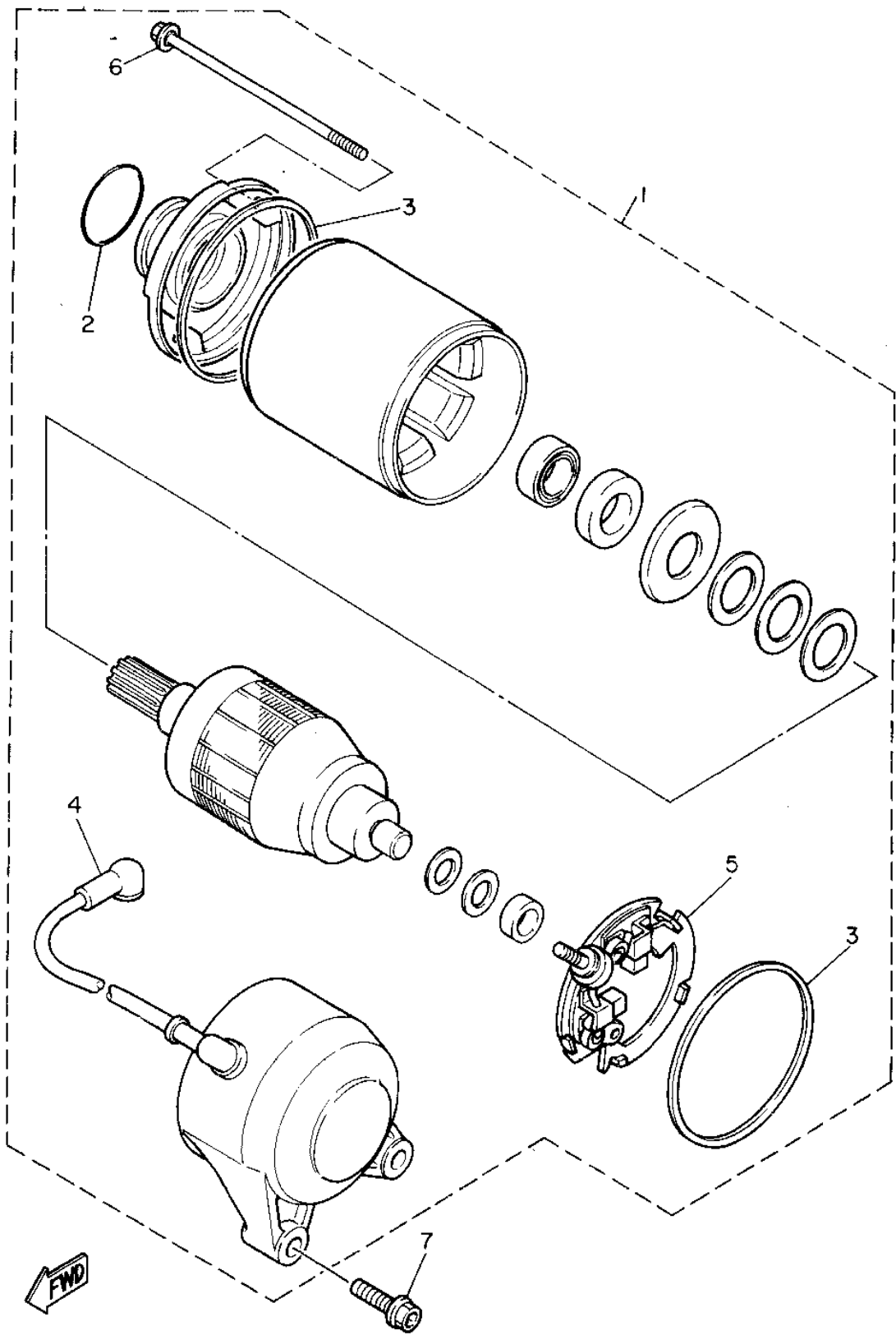


Ref. No.	Part Number	Description	Qty	Remarks
1	4BH-81670-00-00	PICK-UP ASSEMBLY .....	2	
2	93210-19216-00	O-RING .....	2	
3	95023-06012-00	BOLT, FLANGE .....	2	



4BH332-3440

# STARTING MOTOR

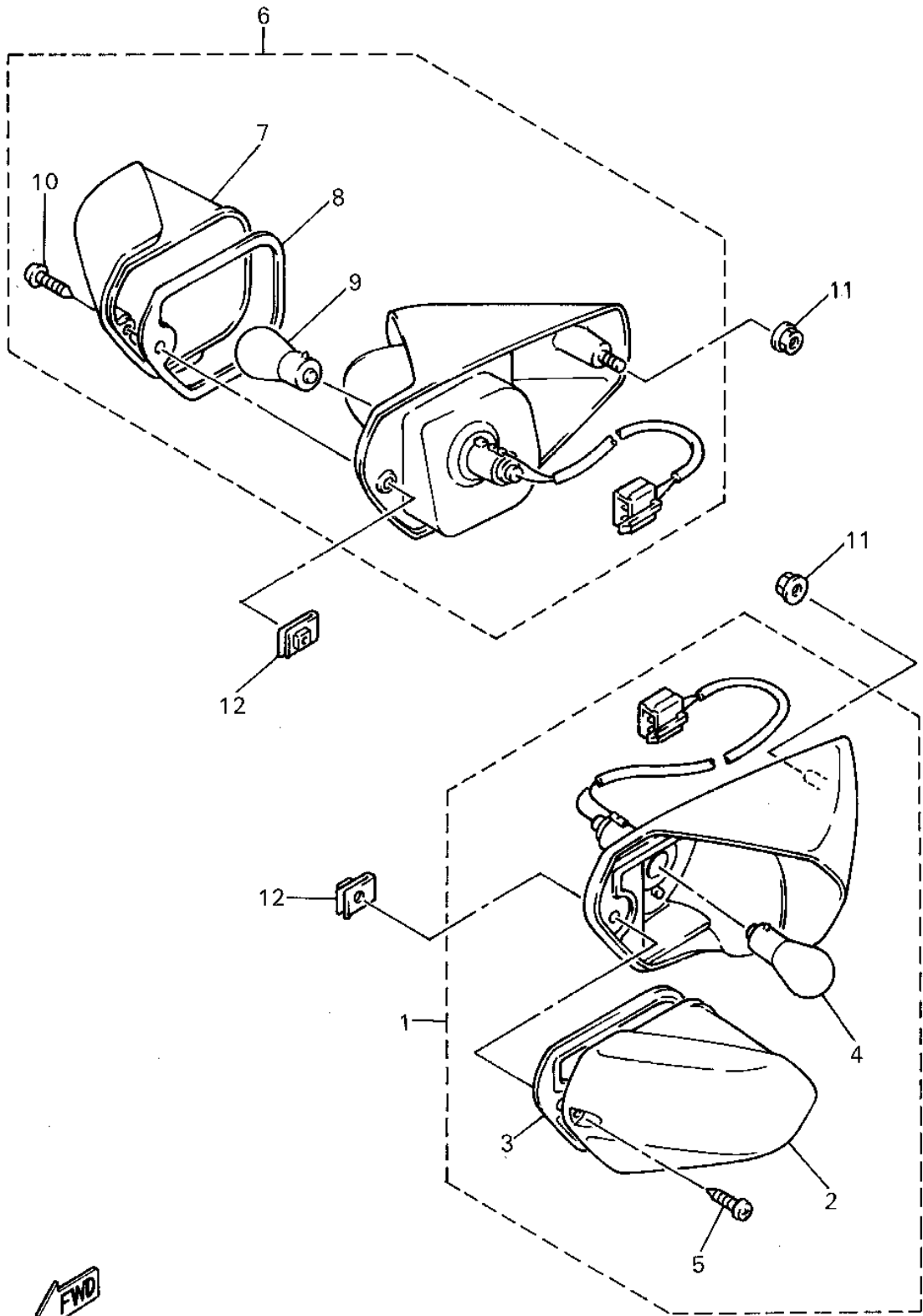


Ref. No.	Part Number	Description	Qty	Remarks
1	3XF-81800-00-00	STARTING MOTOR ASSEMBLY	1	
2	26H-81847-00-00	. O-RING .....	1	
3	11H-81844-00-00	. GASKET .....	2	
4	2KT-81815-00-00	. CORD, STARTER MOTOR ...	1	
5	3KS-81840-00-00	. BRUSH HOLDER ASSEMBLY	1	
6	3HE-81826-00-00	. BOLT .....	2	
7	95811-06025-00	BOLT, FLANGE .....	2	



3KS351-9420

# TURN SIGNAL - FLASHER LIGHT

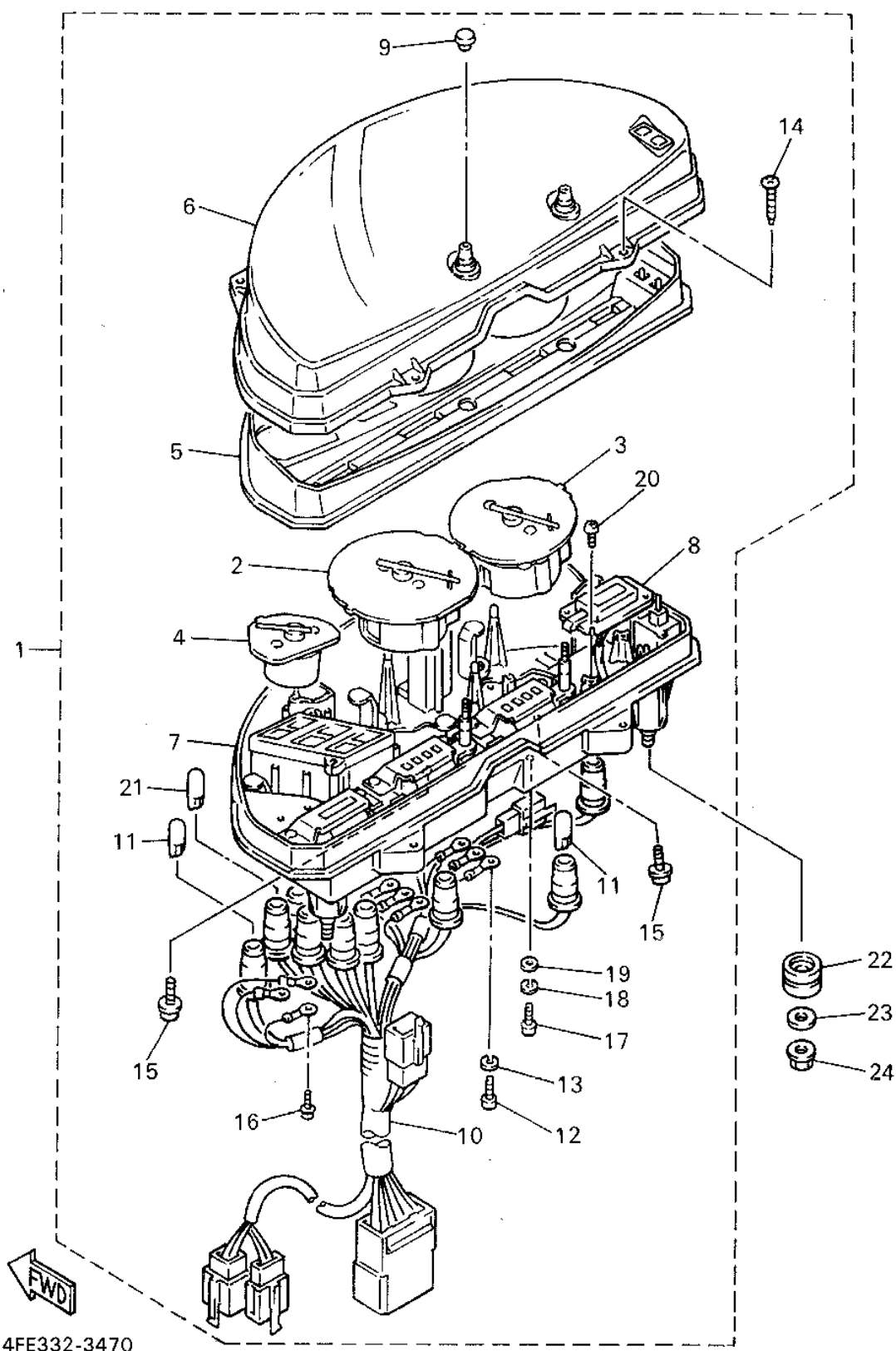


Ref. No.	Part Number	Description	Qty	Remarks
1	4BH-83310-10-P1	FRONT FLASHER LIGHT ASSEMBLY 1 .....	1	DARK PURPLISH BLUE METALLIC 2
2	4BH-83312-00-00	. LENS, FLASHER .....	1	
3	4BH-83313-00-00	. GASKET, FLASHER LENS ...	1	
4	137-84714-61-XX	. BULB (12V-23/8W) (83884-71401-00 ) .....	1	
5	97702-40125-00	. SCREW, TAPPING .....	1	
6	4BH-83320-10-P1	FRONT FLASHER LIGHT ASSEMBLY 2 .....	1	DARK PURPLISH BLUE METALLIC 2
7	4BH-83322-00-00	. LENS, FLASHER 2 .....	1	
8	4BH-83313-00-00	. GASKET, FLASHER LENS ...	1	
9	137-84714-61-XX	. BULB (12V-23/8W) (83884-71401-00 ) .....	1	
10	97702-40125-00	. SCREW, TAPPING .....	1	
11	95701-05500-00	NUT, FLANGE .....	2	
12	90183-04056-00	NUT, spring .....	2	



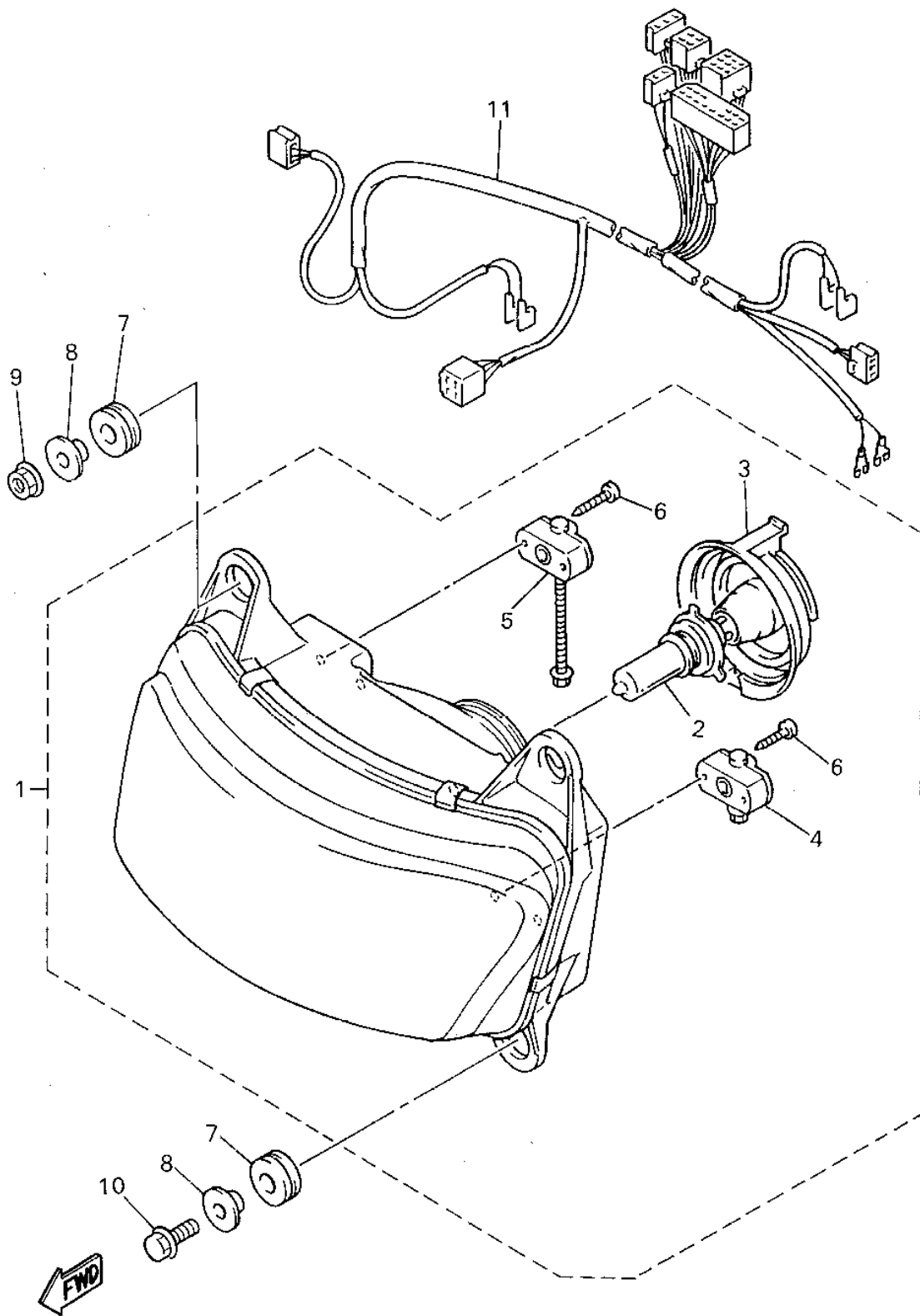
4BH332-3460

METER



Ref. No.	Part Number	Description	Qty	Remarks
1	4FE-83500-10-00	SPEEDOMETER ASSEMBLY ..	1	
2	4FE-83570-10-00	. SPEEDOMETER ASSEMBLY .	1	
3	4BH-83540-00-00	. TACHOMETER ASSEMBLY ..	1	
4	4BH-85750-00-00	. FUEL METER ASSEMBLY ...	1	
5	4FE-8353L-10-00	. REFLECTOR .....	1	
6	4BH-83511-00-00	. LENS, SPEEDOMETER .....	1	
7	4FE-8353F-10-00	. CASE, METER LOWER .....	1	
8	4BH-83740-00-00	. DIGITAL CLOCK ASSEMBLY .	1	
9	29L-83578-00-00	. KNOB, TRIP METER .....	2	
10	4FE-83509-00-00	. SOCKET CORD ASSEMBLY .	1	
11	4G1-84744-00-00	. BULB, MTR.12V3.4W .....	9	
12	98580-03010-00	. SCREW, PAN HEAD (98502-03010) .....	6	
13	92990-03100-00	. WASHER, SPRING (92901-03100) .....	6	
14	90164-04005-00	. SCREW, TAPPING .....	4	
15	90167-04057-00	. SCREW, TAPPING .....	4	
16	90159-03102-00	. SCREW, WITH WASHER ....	3	
17	98580-04010-00	. SCREW, PAN HEAD .....	2	
18	92901-04100-00	. WASHER, SPRING .....	2	
19	92901-04600-00	. WASHER, PLATE .....	2	
20	97702-30512-00	. SCREW, TAPPING .....	2	
21	3GM-83517-00-00	. BULB (12V-1.7W) .....	5	
22	5J0-83513-00-00	DAMPER .....	3	
23	90201-106H5-00	WASHER, PLATE .....	3	
24	90179-06403-00	NUT .....	3	

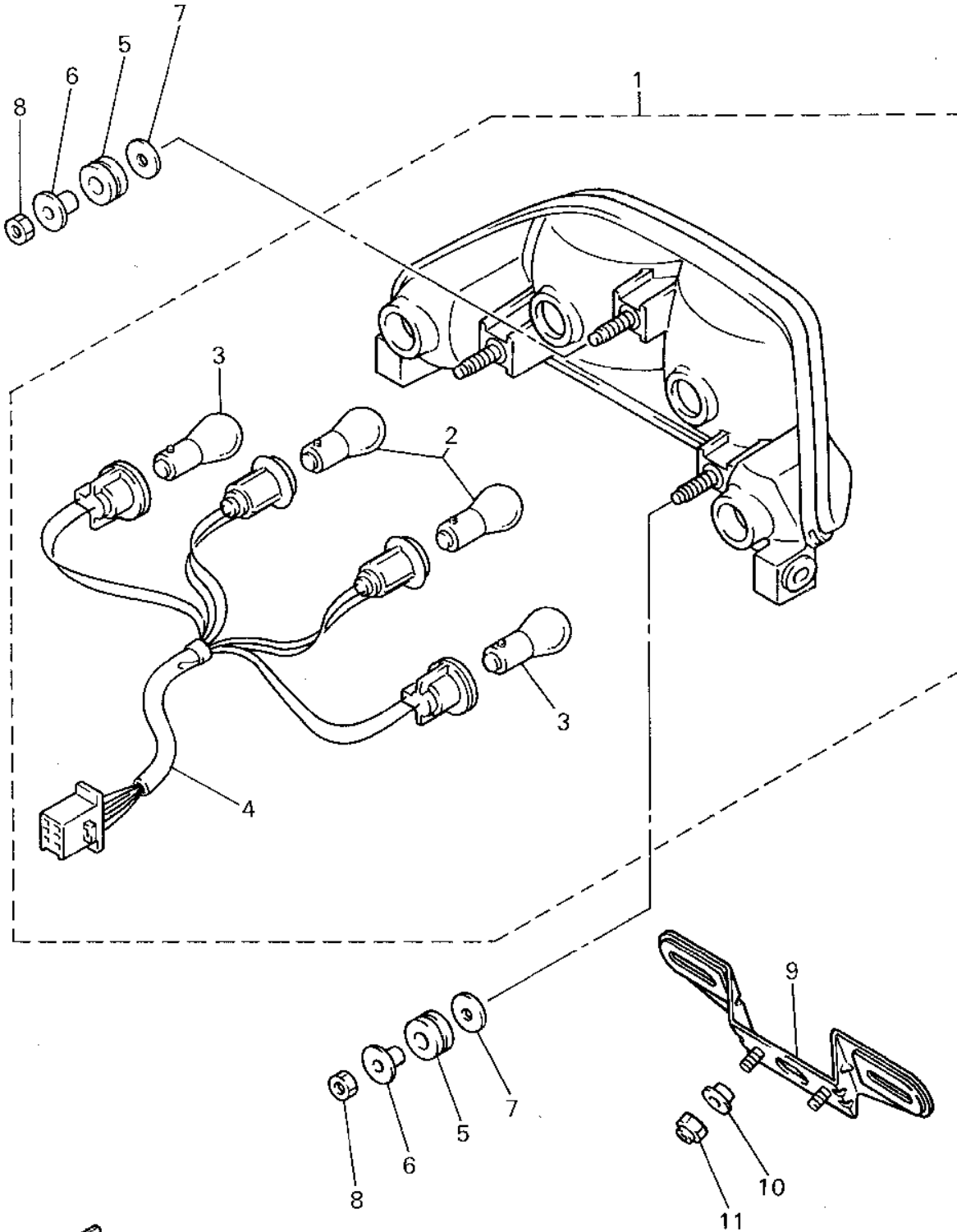




4HH171-3480

# HEADLIGHT

Ref. No.	Part Number	Description	Qty	Remarks
1	4BH-84300-30-00	HEADLIGHT ASSEMBLY	1	
2	5V2-84314-00-XX	. BULB, HL 12V60/55W (2F9-84314-00)	1	
3	36Y-84397-00-00	. COVER, SOCKET	1	
4	3LD-8430M-00-00	. GEAR UNIT ASSEMBLY	1	
5	4BH-8430M-00-00	. GEAR UNIT ASSEMBLY	1	
6	97706-40616-00	. SCREW, TAPPING	4	
7	90480-20564-00	GROMMET	4	
8	90387-084Y3-00	COLLAR	4	
9	95706-08500-00	NUT, flange	2	
10	95816-08025-00	BOLT, FLANGE	2	
11	4HH-84359-00-00	CORD, HEADLIGHT	1	



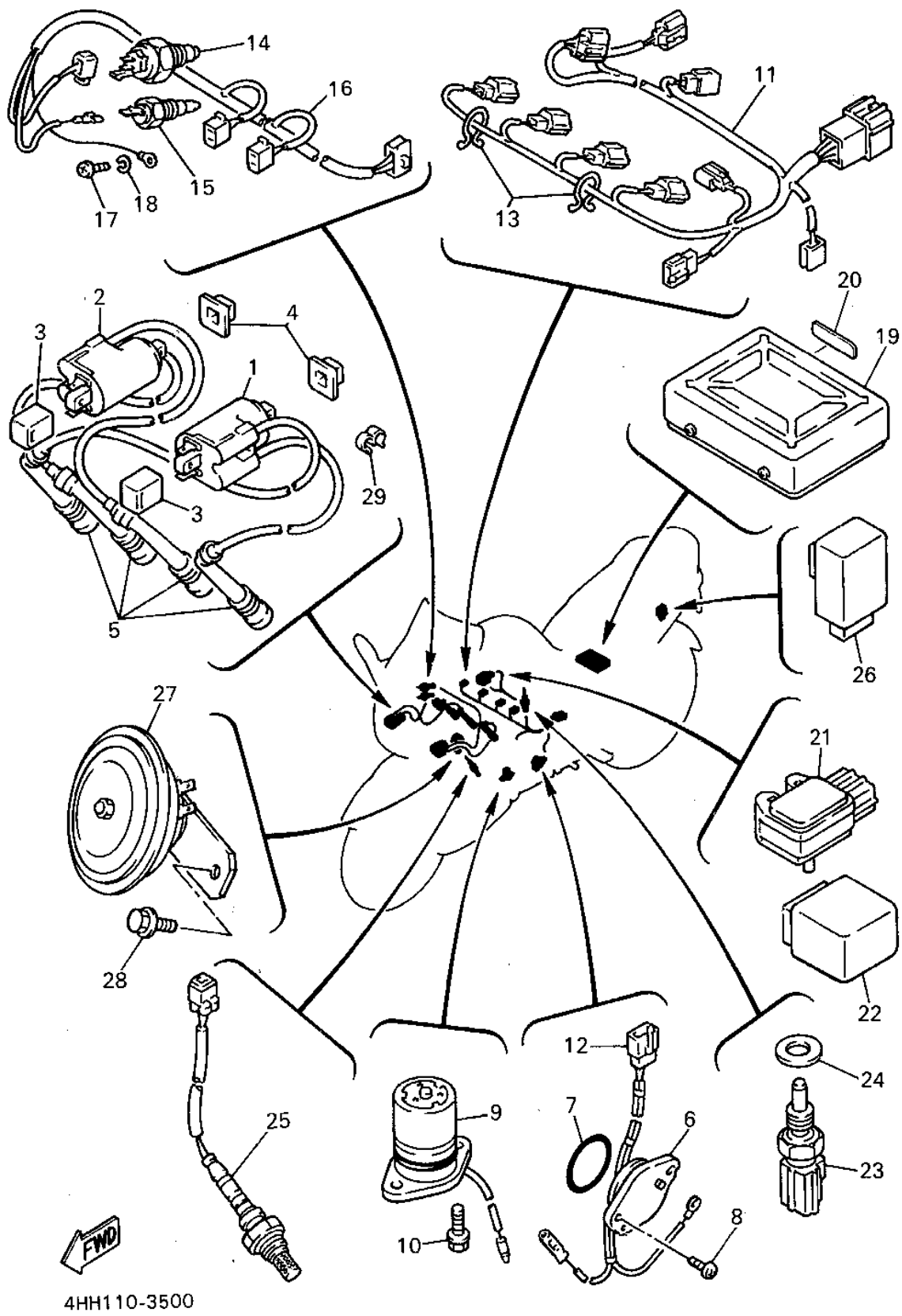
# TAILLIGHT

Ref. No.	Part Number	Description	Qty	Remarks
1	4BH-84710-10-00	TAILLIGHT UNIT ASSEMBLY ..	1	
2	31L-84714-00-00	. BULB, TAILLIGHT (12V-21/5W)	2	
3	32H-83331-00-00	. BULB, FLASHER (12V-21W) .	2	
4	4BH-84735-00-00	. CORD ASSEMBLY .....	1	
5	90480-18276-00	GROMMET .....	3	
6	90387-06033-00	COLLAR .....	3	
7	90201-063J2-00	WASHER, PLATE .....	3	
8	95601-06200-00	NUT, U FLANGE .....	3	
9	4HH-84751-00-00	BRACKET, LICENSE .....	1	
10	90387-07717-00	COLLAR .....	2	
11	95616-06100-00	NUT, U .....	2	



4HH171-3490

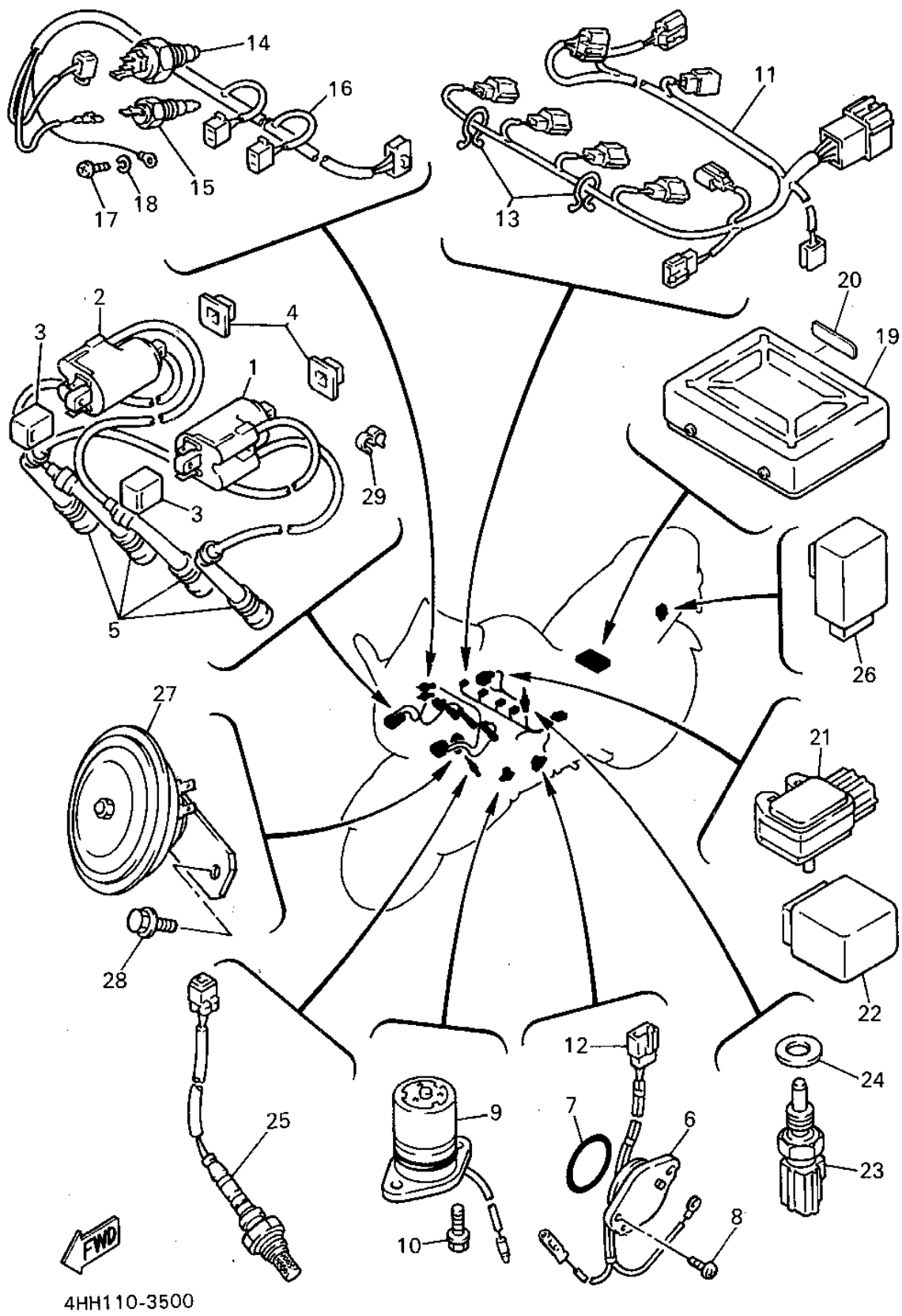
# ELECTRICAL 1



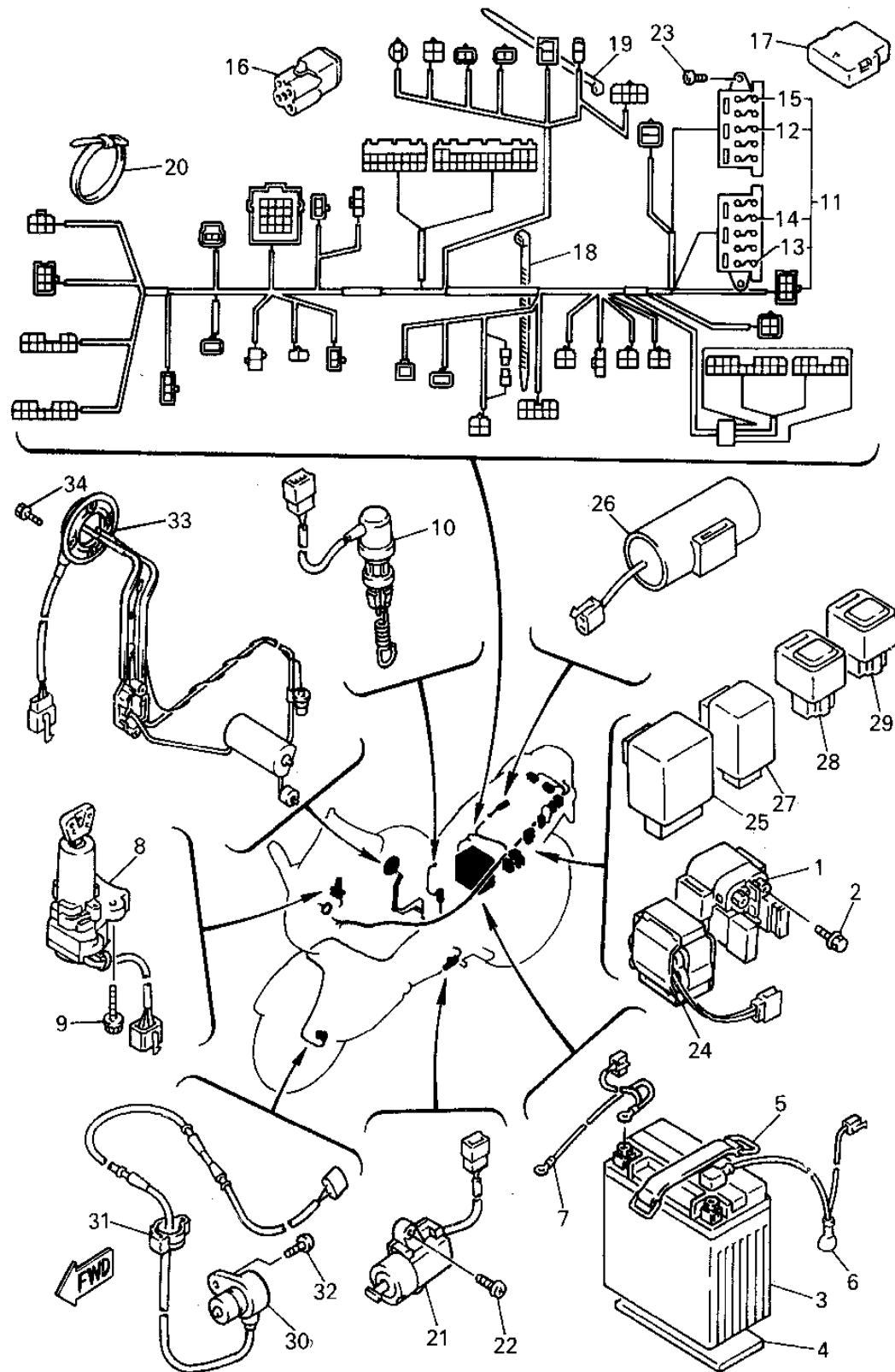
Ref. No.	Part Number	Description	Qty	Remarks
1	4BH-82310-00-00	IGNITION COIL ASSEMBLY ...	1	
2	4BH-82320-00-00	IGNITION COIL ASSEMBLY ...	1	
3	4BH-82317-00-00	DAMPER, IGNITION COIL ....	2	
4	4U8-82317-00-00	DAMPER, IGNITION COIL ....	2	
5	2KT-82370-00-00	PLUG CAP ASSEMBLY .....	4	
6	1AE-82540-00-00	NEUTRAL SWITCH ASSEMBLY	1	
7	93210-29196-00	O-RING .....	1	
8	98502-06016-00	SCREW, PAN HEAD (98501-06014-00) .....	2	
9	3GM-85720-00-00	OIL LEVEL GAUGE ASSEMBLY	1	
10	95026-06016-00	BOLT, FLANGE .....	2	
11	4BH-82580-00-00	WIRE HARNESS ASSEMBLY 2	1	
12	4BH-82541-00-00	WIRE, LEAD .....	1	
13	90464-16115-00	CLAMP .....	2	
14	2EL-82560-00-00	THERMO SWITCH ASSEMBLY	1	
15	3YX-82560-00-00	THERMO SWITCH ASSEMBLY	1	
16	4BH-82509-00-00	WIRE, SUB LEAD .....	1	
17	98580-05008-00	SCREW, PAN HEAD (98501-05008-00) .....	1	
18	92990-05100-00	WASHER, SPRING .....	1	
19	4HH-8591A-10-00	ENGINE CONTROL UNIT ASSEMBLY .....	1	
20	4FV-13843-00-00	PLAT 1 .....	1	
21	4BH-82380-00-00	SENSOR, PRESSURE .....	1	
22	4BH-8235Y-00-00	DAMPER .....	1	
23	4BH-83591-00-00	THERMO UNIT .....	2	
24	90430-12202-00	GASKET .....	2	
25	4BH-8592A-00-00	SENSOR .....	1	
26	3YA-83350-00-00	FLASHER RELAY ASSEMBLY .	1	OMRON
27	25G-83371-00-00	HORN .....	1	

CONTINUED ON NEXT FRAME ➤

# ELECTRICAL 1



Ref. No.	Part Number	Description	Qty	Remarks
28	95816-08012-00	BOLT, flange .....	1	
29	90464-10075-00	CLAMP .....	1	

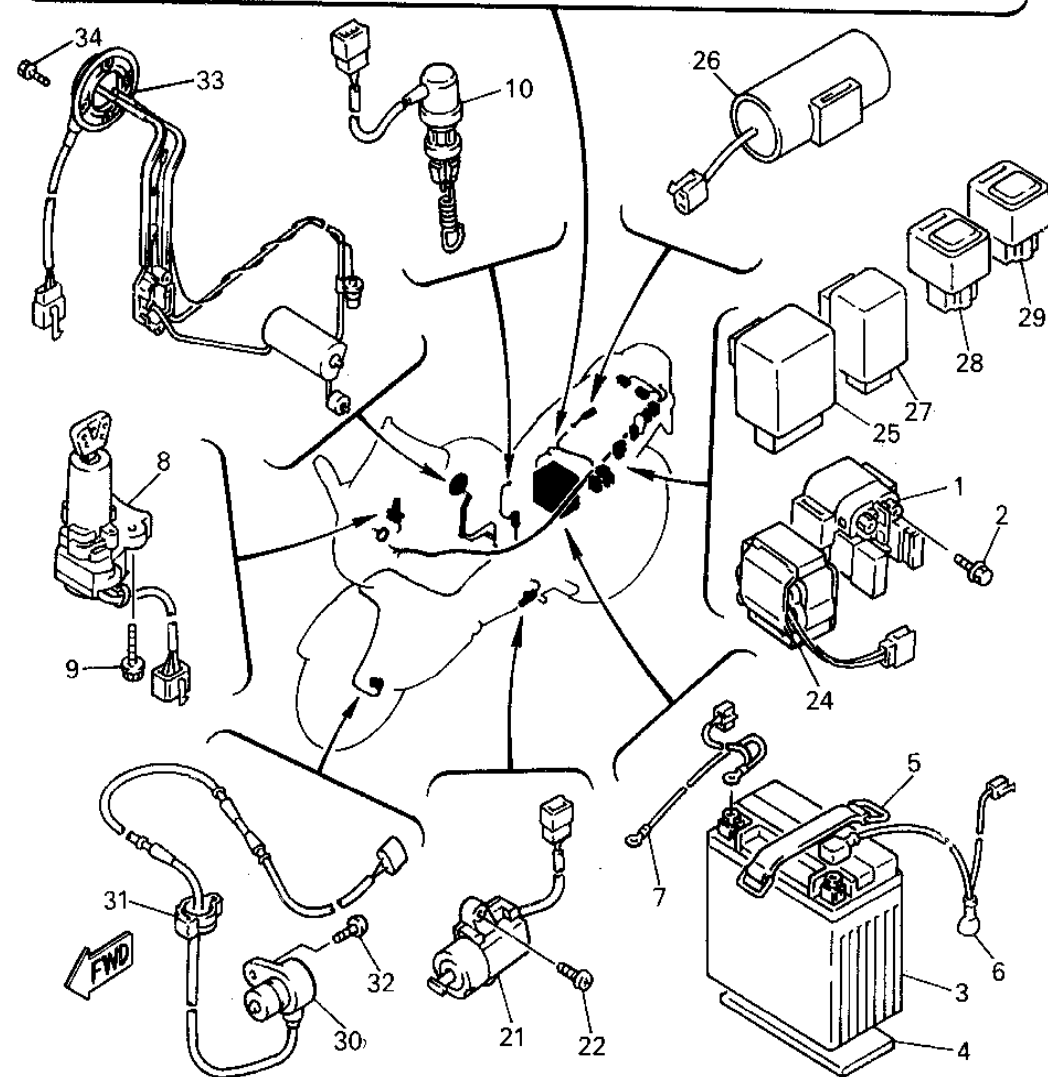
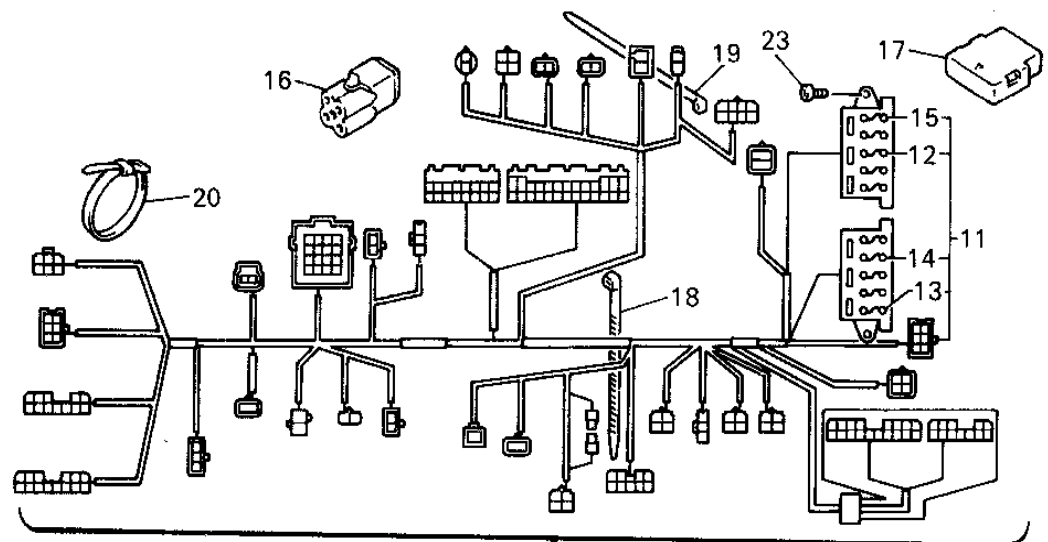


4FE332-3510

## ELECTRICAL 2

Ref. No.	Part Number	Description	Qty	Remarks
1	4BH-81940-00-00	STARTER RELAY ASSEMBLY .	1	
2	95023-06008-00	BOLT .....	2	
3	BTY-YTX14-BS-00	BATTERY ASSEMBLY (3XW-82100-01-00) .....	1	
4	5X2-24183-00-00	DAMPER, LOCATING 3 .....	1	
5	2T4-82131-00-00	BAND, BATTERY .....	1	
6	4BH-82115-00-00	WIRE, PLUS LEAD .....	1	
7	4BH-82116-00-00	WIRE, MINUS LEAD .....	1	
8	4BH-82501-00-00	MAIN SWITCH STEERING LOCK .....	1	
9	90109-060G4-00	BOLT .....	2	
10	4FE-82530-00-00	STOP SWITCH ASSEMBLY ...	1	
11	4FE-82590-00-00	WIRE HARNESS ASSEMBLY ..	1	
12	1AE-82151-00-00	. FUSE (30A-BL) .....	2	
13	2GH-82151-00-00	. FUSE (20A-BL) .....	2	
14	42X-82151-00-00	. FUSE (10A-BL) .....	6	
15	1NL-82151-00-00	. FUSE (5A-BL) .....	6	
16	3YA-82378-00-00	CONNECTOR .....	2	
17	4BH-87272-00-00	CAP .....	2	
18	90464-14117-00	CLAMP .....	5	
19	90465-13169-00	CALMP .....	8	
20	5Y9-12491-00-00	CLAMP 1 .....	2	
21	3LD-82566-40-00	SWITCH, SIDE STAND .....	1	
22	90157-05079-00	SCREW, PAN HEAD .....	2	
23	90109-060E9-00	BOLT .....	2	
24	4BH-82576-00-00	EMERGENCY STOP SWITCH ASSEMBLY .....	1	
25	2UJ-81950-00-00	RELAY ASSEMBLY .....	1	
26	1NL-81965-01-00	CONDENSER, SMOOTHING ...	1	
27	4BH-8195A-00-00	RELAY ASSEMBLY .....	1	

CONTINUED ON NEXT FRAME ►

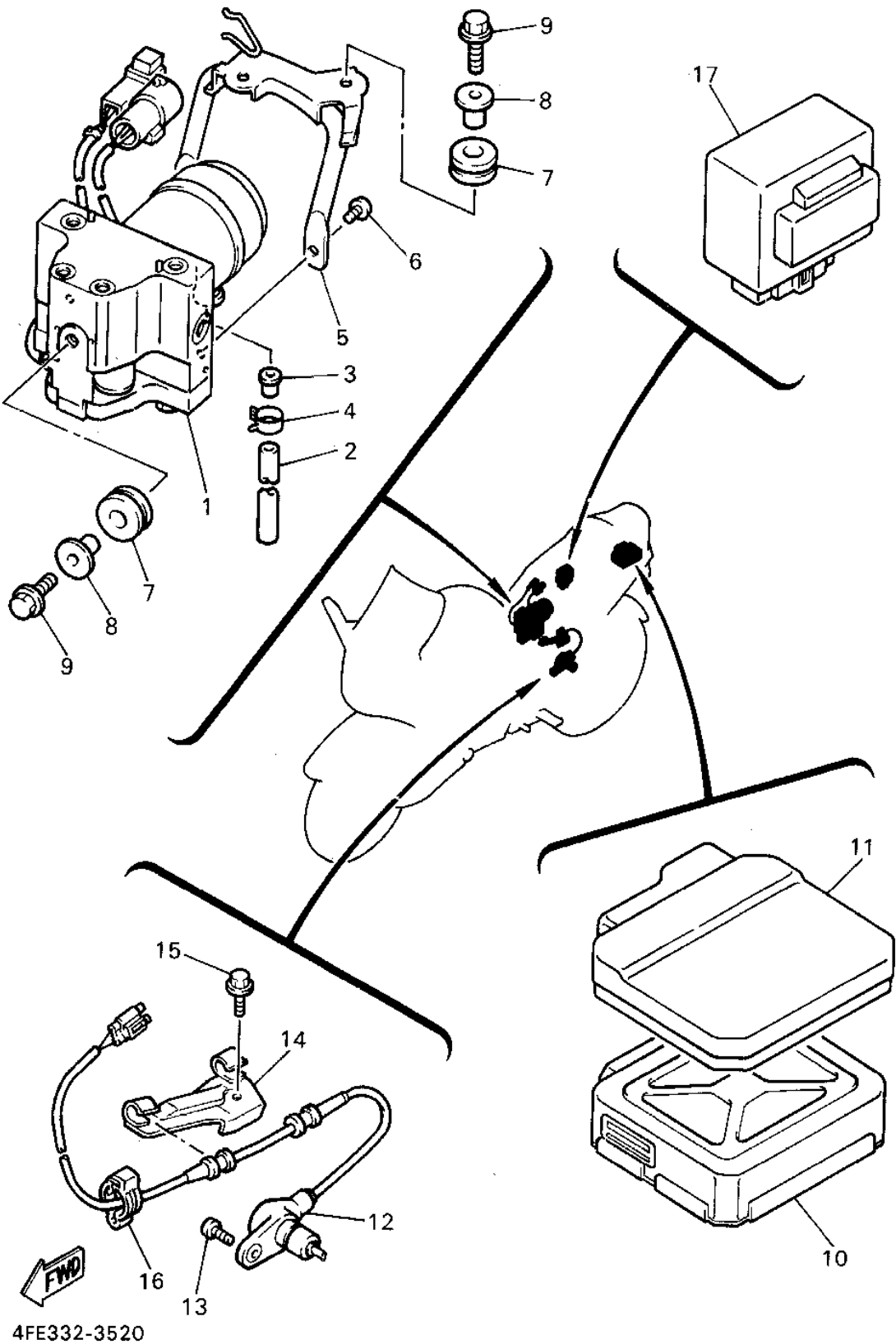


4FE332-3510

## ELECTRICAL 2

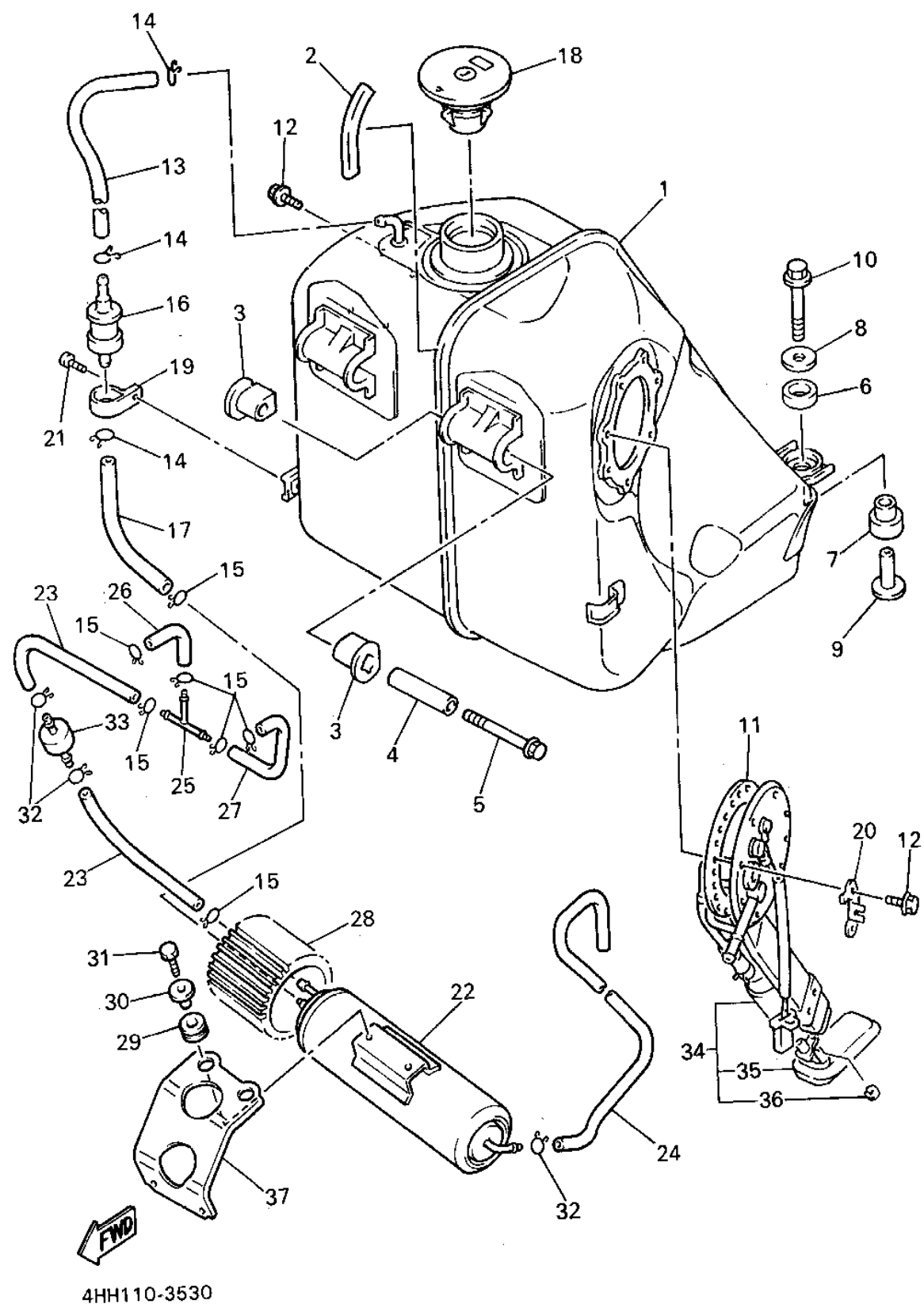
Ref. No.	Part Number	Description	Qty	Remarks
28	25G-81950-01-00	RELAY ASSEMBLY .....	1	
29	4U8-81950-02-00	RELAY ASSEMBLY. (4U8-81950-00) .....	1	
30	4BH-85970-01-00	WHEEL SENSOR ASSEMBLY, FRONT .....	1	
31	90465-14310-00	CLAMP .....	3	
32	90149-08297-00	SCREW .....	1	
33	4BH-85752-00-00	SENDER UNIT ASSEMBLY, FUEL METER .....	1	
34	90119-05071-00	BOLT, WITH WASHER .....	4	

# ELECTRICAL 3



Ref. No.	Part Number	Description	Qty	Remarks
1	4FE-85930-00-00	HYDRAULIC UNIT ASSEMBLY	1	
2	90445-10144-00	HOSE .....	1	
3	90387-0401T-00	COLLAR .....	1	
4	90467-13123-00	CLIP .....	1	
5	4FE-2142J-00-00	STAY 3 .....	1	
6	92016-08012-00	SCREW .....	2	
7	90480-20338-00	GROMMET .....	3	
8	90387-081F5-00	COLLAR .....	3	
9	95821-08025-00	BOLT, FLANGE .....	3	
10	4FE-85940-00-00	ELECTRONIC CONTROL UNIT ASSEMBLY .....	1	
11	4FE-8552E-00-00	COVER, CASE .....	1	
12	4FE-85980-00-00	WHEEL SENSOR ASSEMBLY, REAR .....	1	
13	90149-08297-00	SCREW .....	1	
14	4FE-23318-00-00	HOLDER, CABLE 1 .....	1	
15	95811-06012-00	BOLT, FLANGE .....	1	
16	90465-14310-00	CLAMP .....	1	
17	3YA-81950-00-00	RELAY ASSEMBLY .....	1	

FUEL TANK (CALIFORNIA MODEL ONLY)

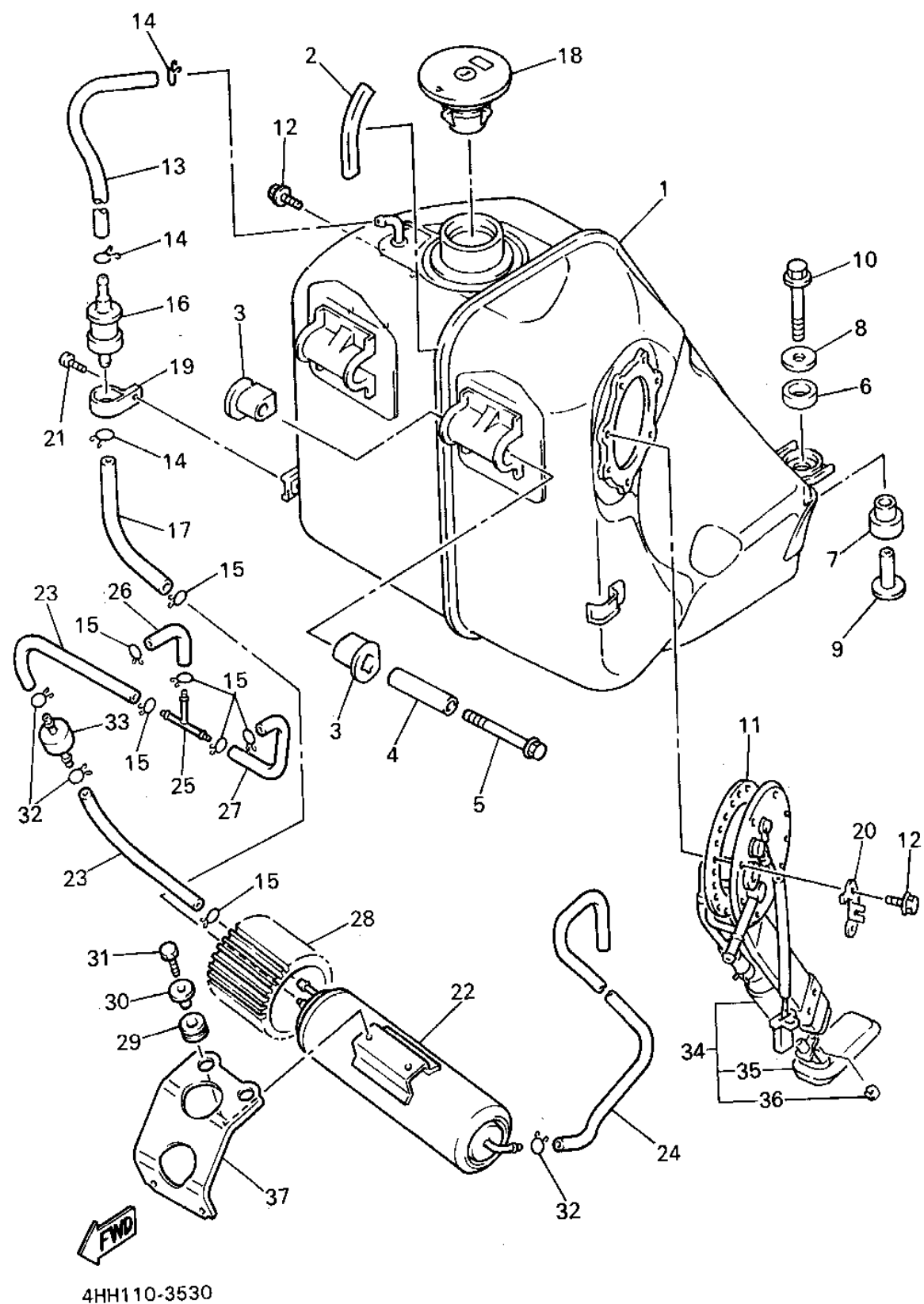


Ref. No.	Part Number	Description	Qty	Remarks
1	4BH-24110-00-00	FUEL TANK COMP. ....	1	
2	1HX-24188-01-00	MOLD, FUEL TANK ....	1	
3	4BH-24181-00-00	DAMPER, LOCATING 1 ....	4	
4	90387-06380-00	COLLAR ....	2	
5	95811-06080-00	BOLT, FLANGE ....	2	
6	4BH-24183-00-00	DAMPER, LOCATING 3 ....	2	
7	90480-10570-00	GROMMET ....	2	
8	90201-08612-00	WASHER, PLATE ....	2	
9	90387-0801N-00	COLLAR ....	2	
10	95811-08045-00	BOLT, FLANGE (JN5) ....	2	
11	4BH-2414G-00-00	SEAL ....	1	
12	90119-05071-00	BOLT, WITH WASHER ....	7	
13	90445-11735-00	HOSE ....	1	
14	90467-09006-00	CLIP ....	3	
15	90467-10008-00	CLIP ....	7	
16	25H-24180-00-00	ROLL OVER VALVE ASSEMBLY ....	1	
17	90445-11501-00	HOSE ....	1	
18	3HE-24602-00-00	CAP ASSEMBLY ....	1	
19	90461-15100-00	CLAMP ....	1	
20	4BH-24366-00-00	CLAMP, FUEL PIPE 1 ....	1	
21	98580-05010-00	SCREW, PAN HEAD ....	1	
22	4HH-24170-00-00	CANISTER ASSEMBLY ....	1	
23	4HH-24313-01-00	PIPE 3 ....	2	
24	90445-105G5-00	HOSE ....	1	
25	3H3-24376-00-00	PIPE, JOINT 1 ....	1	
26	1XG-24312-00-00	PIPE 2 ....	1	
27	1YU-24311-00-00	PIPE, FUEL 1 ....	1	
28	4HH-24398-00-00	BAND 1 ....	1	

CONTINUED ON NEXT FRAME ➤



FUEL TANK (CALIFORNIA MODEL ONLY)



Ref. No.	Part Number	Description	Qty	Remarks
29	90480-13163-00	GROMMET .....	2	
30	90387-062L2-00	COLLAR .....	2	
31	97011-06016-00	BOLT .....	2	
32	90467-11106-00	CLIP .....	3	
33	1WJ-14895-00-00	VALVE, OUTER VENT CONTROL .....	1	
34	4BH-13907-00-00	FUEL PUMP COMP. ....	1	
35	4BH-13939-00-00	. FILTER .....	1	
36	4BH-13995-00-00	. WASHER .....	1	
37	4HH-14413-00-00	STAY .....	1	

## GTS1000AF, AFC

### 1994 SERVICE DATA

MODEL / MODEL CODE	GTS1000AF / 4HH
	GTS1000AFC / 4HH
INITIAL ENGINE NUMBER / FRAME NUMBER	AF:4HH-003101/JYA4HHE0( )RA003101 AFC: 4HH-004101/JYA4HHC0( )RA004101
ENGINE:	Liquid-Cooled, 4-Stroke, 5-Valve, DOHC Four
Bore / Stroke / Number Cylinders / Displacement	75.5mm / 56mm / 4 / 1003cc
Piston Skirt Clearance New / Max	0.06 ~ 0.08mm / 0.15mm
Valve Clearance (Cold): Intake / Exhaust	0.11~0.20mm / 0.21~0.30mm
Oil Type: Above 5°C (40°F)	Yamalube 4* or SAE 20W40 SE or SF
Oil Type: Below 15°C (60°F)	Yamalube 4* or SAE 10W30 SE or SF
Capacity: Oil and Filter Change / Oil Change Only	3200cc (3.4 qt) / 2700cc (2.9 qt)
Oil Filter Part Number	3FV-13440-00-00
TRANSMISSION:	
Oil Type / Capacity / Drive Chain Free Play	See ENGINE / $\emptyset$ / 15~20mm
MIDDLE GEAR CASE: Oil Type / Capacity	$\emptyset$ / $\emptyset$
FINAL GEAR CASE: Oil or Grease Type / Capacity	SAE80 API GL-4 Hypoid Gear Oil* / 200cc
FUEL TANK: Main / Reserve / Fuel Type	20 Lit (5.3 gal) / 3.5 Lit (0.9 gal) / Unleaded Regular
COOLING SYSTEM: Coolant Type / Mixing Ratio (Liquid)	Ethylene-Glycol-Water / 1:1
Capacity	2.65 Lit (2.8 qt.)
ELECTRONIC FUEL INJECTION: Manufacturer/Type	Nippondenso / 195500-2680
Throttle Body: Manufacturer / Type / ID Number	Mikuni / AC34x4 / AF:4BH-00 AFC:4HH-00
Idle rpm	1000 $\pm$ 50
Max C $\phi$ / Max HC $\phi$ / Set C $\phi$	7% / 2000 ppm / 4.0 $\pm$ 0.5% @ 1000 rpm
SUSPENSION:	
Front: Oil Type / Level / Quantity	10 wt. Suspension Oil* / $\emptyset$ / $\emptyset$
Gas or Air Pressure Min ~ Max / Standard	NA / 10 kg-cm <sup>2</sup> (142 psi)
Rear: Gas or Air Pressure Min ~ Max / Standard	NA / 12.0 kg-cm <sup>2</sup> (171 psi)
TIRES: Size / Nominal Pressure: Front	130/60 ZR17 / 2.5kg-cm <sup>2</sup> (36 psi)
Size / Nominal Pressure: Rear	170/60 ZR17 / 2.5kg-cm <sup>2</sup> (36 psi)
CHARGING SYSTEM:	AC Generator
Battery: Model / Specific Gravity / Charge Rate	YTX14-BS (12V-12AH) / 1.32 / 1.2A
Maximum Output	12V34A @ 3000 rpm
Field Coil Rotor $\Omega$	4.0 $\Omega$ $\pm$ 5%
Stator Coil Color Code / $\Omega$	W-W-W / 0.17 $\Omega$ $\pm$ 5%
Charge Coil Color Code / $\Omega$	$\emptyset$
IGNITION SYSTEM:	Transistor Controlled (Digital)
Ignition Timing (BTDC)	5° @ 1000 rpm
Spark Plug Type	NGK DPR8EA-9* or ND X24EPR-U9
Spark Plug Gap / Torque / Cap $\Omega$	0.8~0.9mm / 1.75m-k (13 ft-lb) / 10K $\Omega$
Ignition Coil Test Gap / Primary $\Omega$ / Secondary $\Omega$	6mm / 2.2 $\Omega$ $\pm$ 15% / 15K $\Omega$ $\pm$ 20%
Pulser Coil or Pickup Coil Color Code / $\Omega$	Gy-B / 150 $\Omega$ $\pm$ 20% @ 20°C (68°F)
Source Coil Color Code / $\Omega$	$\emptyset$

$\emptyset$  = Does not apply to this model  
NA = Information not available

\* = Available from YPAD  
 $\phi$  = For diagnostic use only

PAGE 1 OF 2

LIGHTING SYSTEM	
Headlight / Taillight / Turn Signal	12V60W-55W/12V5W-21W/12V27W(R) 12V27W/8W(F)
Lighting Coil Color Code / $\Omega$	$\emptyset$ / $\emptyset$
TORQUE VALUES:	
Front Axle Nut	M24: 9.0m-k (65 ft-lb)
Front Wheel Nut	M12: 9.5m-k (68 ft-lb)
Rear Axle Nut	M18: 15.0m-k (110 ft-lb)
Rear Axle Pinch Bolt	$\emptyset$
Clutch Nut	M20: 7.0m-k (50 ft-lb)
Drain Plug	M14: 4.3m-k (31 ft-lb)
Flywheel Nut	$\emptyset$
Cylinder Head Cover	M6: 1.0m-k (7 ft-lb)
Cylinder Head	M10: 4.1m-k (30 ft-lb)
Engine Mounting Bolts: Rear Upper, Rear Lower	
Mounting Bracket	M10: 4.0m-k (29 ft-lb)
Rear Upper	M10: 5.5m-k (40 ft-lb)
Main Frame Center Beam	M10: 4.0m-k (2.0 ft-lb)
Main Frame Center Beam-Steering Frame	M10: 5.5m-k (40 ft-lb)
Reinforcement Tube-Front	M10: 5.5m-k (40 ft-lb)
Reinforcement Tube-Rear	M10: 4.0m-k (29 ft-lb)
Center	M10: 4.0m-k (29 ft-lb)
Front Lower	M10: 5.5m-k (40 ft-lb)
Pinch Bolt (Center)	M8: 1.5m-k (11 ft-lb)
Cover (Main Frame)	M8: 1.0m-k (7.2 ft-lb)
Pinch Bolt - Cylinder Head	M8: 2.2m-k (16 ft-lb)
Pinch Bolt Rear	M8: 1.5m-k (11 ft-lb)
Pivot Shaft	M18: 13.0m-k (94 ft-lb)
Spark Plug	
	1.75m-k (13.0 ft-lb)
SERVICE LITERATURE:	
Owner's Manual	LIT-11626-09-19
Service Manual	LIT-11616-09-19 Supplement to LIT-11616-08-78
Assembly Manual	LIT-11666-08-78 Same as GTS1000AE, AEC
Consumer Information	LIT-11656-04-64

$\emptyset$  = Does not apply to this model  
NA = Information not available

\* = Available from YPAD  
 $\phi$  = For diagnostic use only

PAGE 2 OF 2

ROUTE TO:

☒ SERVICE

☒ PARTS

☐ WARRANTY

☐ SALES