



 **HYOSUNG**
MOTORS & MACHINERY INC.

REFERENCE

1.The detailed specifications of each model are referred by the persons who are in charge of overseas marketing team, Hyosung.

2.Special demand

When you order any colored parts including Fuel tank, please add color code to the end of parts number and it will be helpful to register your parts order.

※ Color code



SBK : SOLID-BLACK



0DR : DANDY- RED



0NR : BLACK-RED



0NS : BLACK-SILVER



0U0 : BLACK-ORANGE

4RN(SF01) : WATER DECAL

HYOSUNG MOTORS & MACHINERY INC.

FIG 1-1

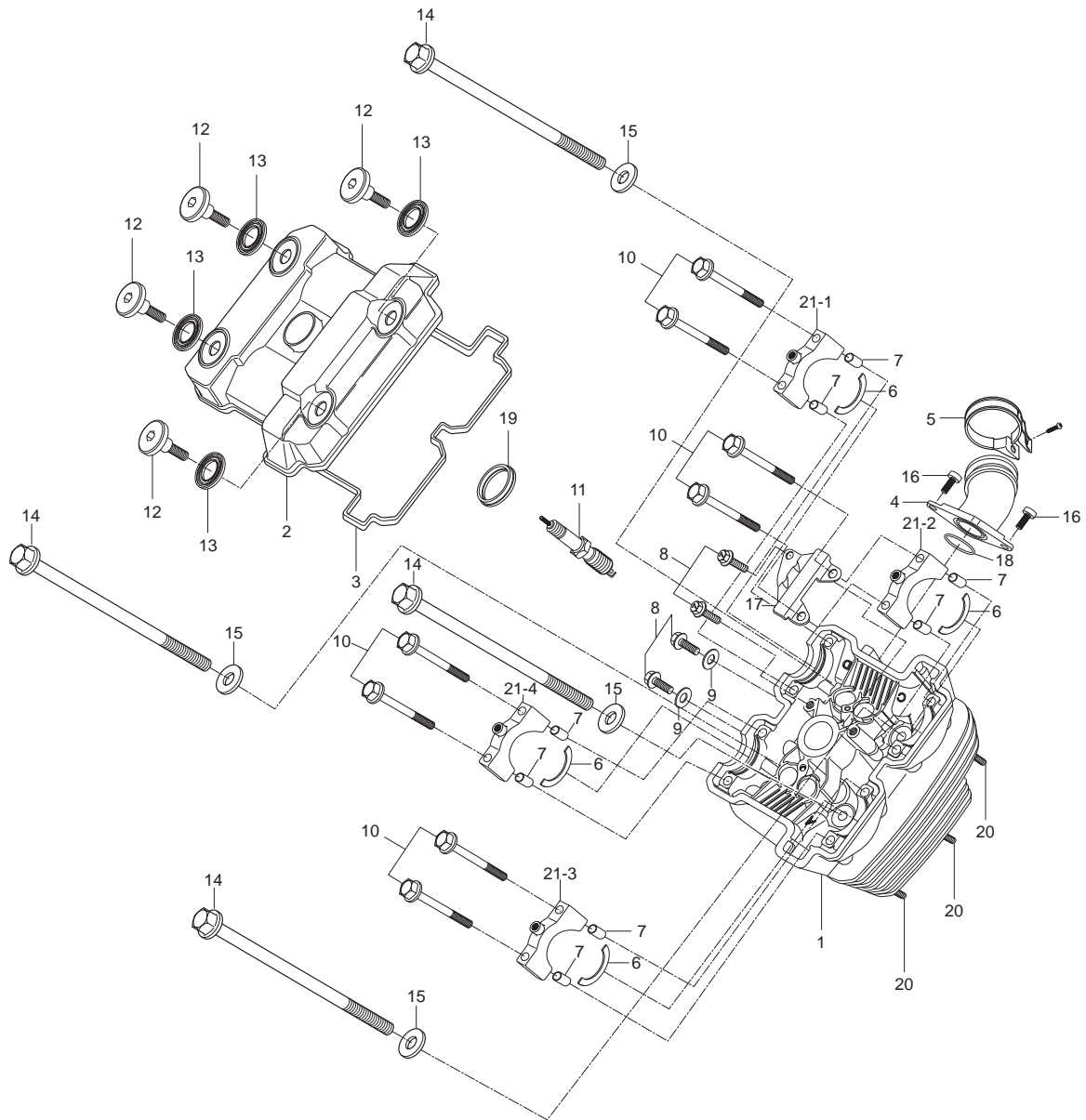


FIG 1-1. CYLINDER HEAD/ (FRONT)


REF.	PARTS NO.				PARTS NAME	Q'TY	REMARKS	REC. Q'TY
NO.	 SEU01	SF01	SG01	SS01				(PCS)
1	11110SM7900HPA	11110SM7900HPA	11110SM7900HPA	11110SM7900HPA	HEAD COMP, cylinder	1		6
2	11171HG510203S	11171HG510203S	11171HG510203S	11171HG510203S	COVER, cylinder head	1		6
3	11173HG5100	11173HG5100	11173HG5100	11173HG5100	GASKET, cylinder head cover NO.1	1		20
4	13110HG5122	13110HG5122	13110HG5122	13110HG5122	PIPE COMP, intake front	1		5
5	09402-44207	09402-44207	09402-44207	09402-44207	CLAMP, carburetor	1		10
6	09390-35001	09390-35001	09390-35001	09390-35001	C-RING, camshaft	4		24
7	09206-08001	09206-08001	09206-08001	09206-08001	PIN, camshaft housing knock	8		
8	01517-06128	01517-06128	01517-06128	01517-06128	BOLT, oil galley(M6X12)	4		
9	09168H06019	09168H06019	09168H06019	09168H06019	GASKET, oil galley bolt	2		
10	09103-06013	09103-06013	09103-06013	09103-06013	BOLT, camshaft housing(M6X20)	8		40
11	09482-00456	09482-00456	09482-00456	09482-00456	PLUG, spark CR8E	1		40
12	09109H07018	09109H07018	09109H07018	09109H07018	BOLT, cylinder head cover(M7X17.5)	4		24
13	09161H11008	09161H11008	09161H11008	09161H11008	WASHER, cylinder head cover	4		
14	09103H08306	09103H08306	09103H08306	09103H08306	BOLT, cylinder head(L=130)	4		
15	09168-08021	09168-08021	09168-08021	09168-08021	GASKET, cylinder head bolt	4		40
16	09119H06002	09119H06002	09119H06002	09119H06002	BOLT, intake pipe(M6X16)	2		
17	12782HG5100	12782HG5100	12782HG5100	12782HG5100	GUIDE, camchain NO.2	1		8
18	09280H32006	09280H32006	09280H32006	09280H32006	O-RING, intake pipe	1		8
19	11178-17E00	11178-17E00	11178-17E00	11178-17E00	GASKET, cylinder head cover NO.2	1		10
20	01421-06258	01421-06258	01421-06258	01421-06258	BOLT, cylinder head stud(M6x25)	1		30
21-1	11121-35C00PCH	11121-35C00PCH	11121-35C00PCH	11121-35C00PCH	HOUSING, camshaft No.1	1		
21-2	11122-35C00PCH	11122-35C00PCH	11122-35C00PCH	11122-35C00PCH	HOUSING, camshaft No.2	1		
21-3	11123-35C00PCH	11123-35C00PCH	11123-35C00PCH	11123-35C00PCH	HOUSING, camshaft No.3	1		
21-4	11124-35C00PCH	11124-35C00PCH	11124-35C00PCH	11124-35C00PCH	HOUSING, camshaft No.4	1		
22	01421-08258	01421-08258	01421-08258	01421-08258	STUD BOLT, Exhaust Pipe	1		

FIG1-2

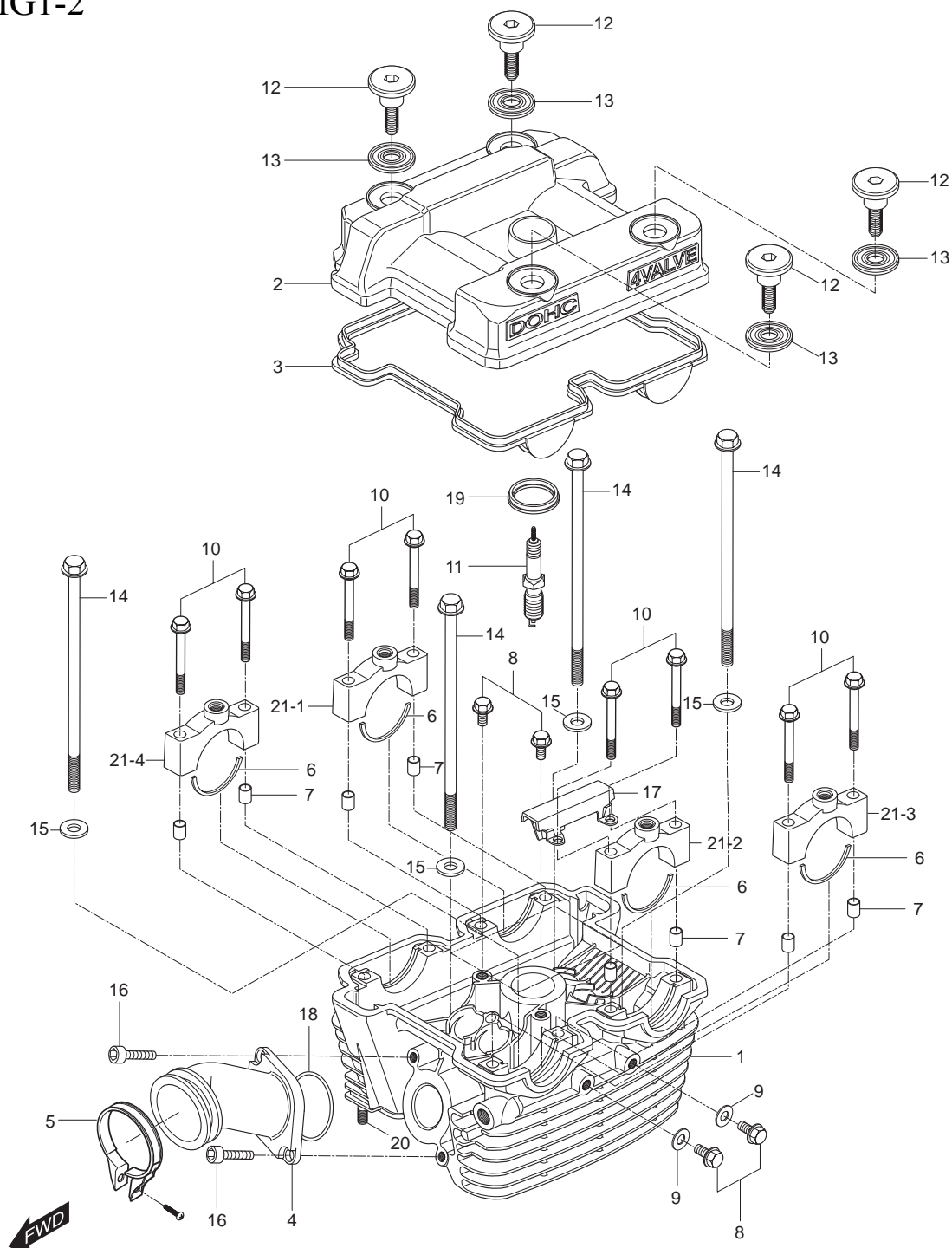


FIG 1-2. CYLINDER HEAD/ (REAR)


REF.	PARTS NO.				PARTS NAME	Q'TY	REMARKS	REC. Q'TY
NO.	 SEU01	SF01	SG01	SS01				(PCS)
1	11110HR6500HPA	11110HR6500HPA	11110HR6500HPA	11110HR6500HPA	HEAD COMP, cylinder	1		
2	11171HG510203S	11171HG510203S	11171HG510203S	11171HG510203S	COVER, cylinder head	1		
3	11173HG5100	11173HG5100	11173HG5100	11173HG5100	GASKET, cylinder head cover NO.1	1		
4	13120HG5130	13120HG5130	13120HG5130	13120HG5130	PIPE COMP, intake front	1		5
5	09402-44207	09402-44207	09402-44207	09402-44207	CLAMP, carburetor	1		
6	09390-35001	09390-35001	09390-35001	09390-35001	C-RING, camshaft	4		
7	09206-08001	09206-08001	09206-08001	09206-08001	PIN, camshaft housing knock	8		
8	01517-06128	01517-06128	01517-06128	01517-06128	BOLT, oil galley(M6X12)	4		
9	09168H06019	09168H06019	09168H06019	09168H06019	GASKET, oil galley bolt	2		40
10	09103-06013	09103-06013	09103-06013	09103-06013	BOLT, camshaft housing(M6X20)	8		
11	09482-00456	09482-00456	09482-00456	09482-00456	PLUG, spark CR8E	1		
12	09109H07018	09109H07018	09109H07018	09109H07018	BOLT, cylinder head cover(M7X17.5)	4		
13	09161H11008	09161H11008	09161H11008	09161H11008	WASHER, cylinder head cover	4		24
14	09103H08306	09103H08306	09103H08306	09103H08306	BOLT, cylinder head(L=130)	4		24
15	09168-08021	09168-08021	09168-08021	09168-08021	GASKET, cylinder head bolt	4		
16	09119H06002	09119H06002	09119H06002	09119H06002	BOLT, intake pipe(M6X16)	2		
17	12782HG5100	12782HG5100	12782HG5100	12782HG5100	GUIDE, camchain NO.2	1		
18	09280H32006	09280H32006	09280H32006	09280H32006	O-RING, intake pipe	1		
19	11178-17E00	11178-17E00	11178-17E00	11178-17E00	GASKET, cylinder head cover NO.2	1		
20	01421-06258	01421-06258	01421-06258	01421-06258	BOLT, cylinder head stud(M6x25)	3		
21-1	11121-35C00PCH	11121-35C00PCH	11121-35C00PCH	11121-35C00PCH	HOUSING, camshaft No.1	1		
21-2	11122-35C00PCH	11122-35C00PCH	11122-35C00PCH	11122-35C00PCH	HOUSING, camshaft No.2	1		
21-3	11123-35C00PCH	11123-35C00PCH	11123-35C00PCH	11123-35C00PCH	HOUSING, camshaft No.3	1		
21-4	11124-35C00PCH	11124-35C00PCH	11124-35C00PCH	11124-35C00PCH	HOUSING, camshaft No.4	1		
22	01421-08258	01421-08258	01421-08258	01421-08258	STUD BOLT, Exhaust Pipe	1		

FIG 2

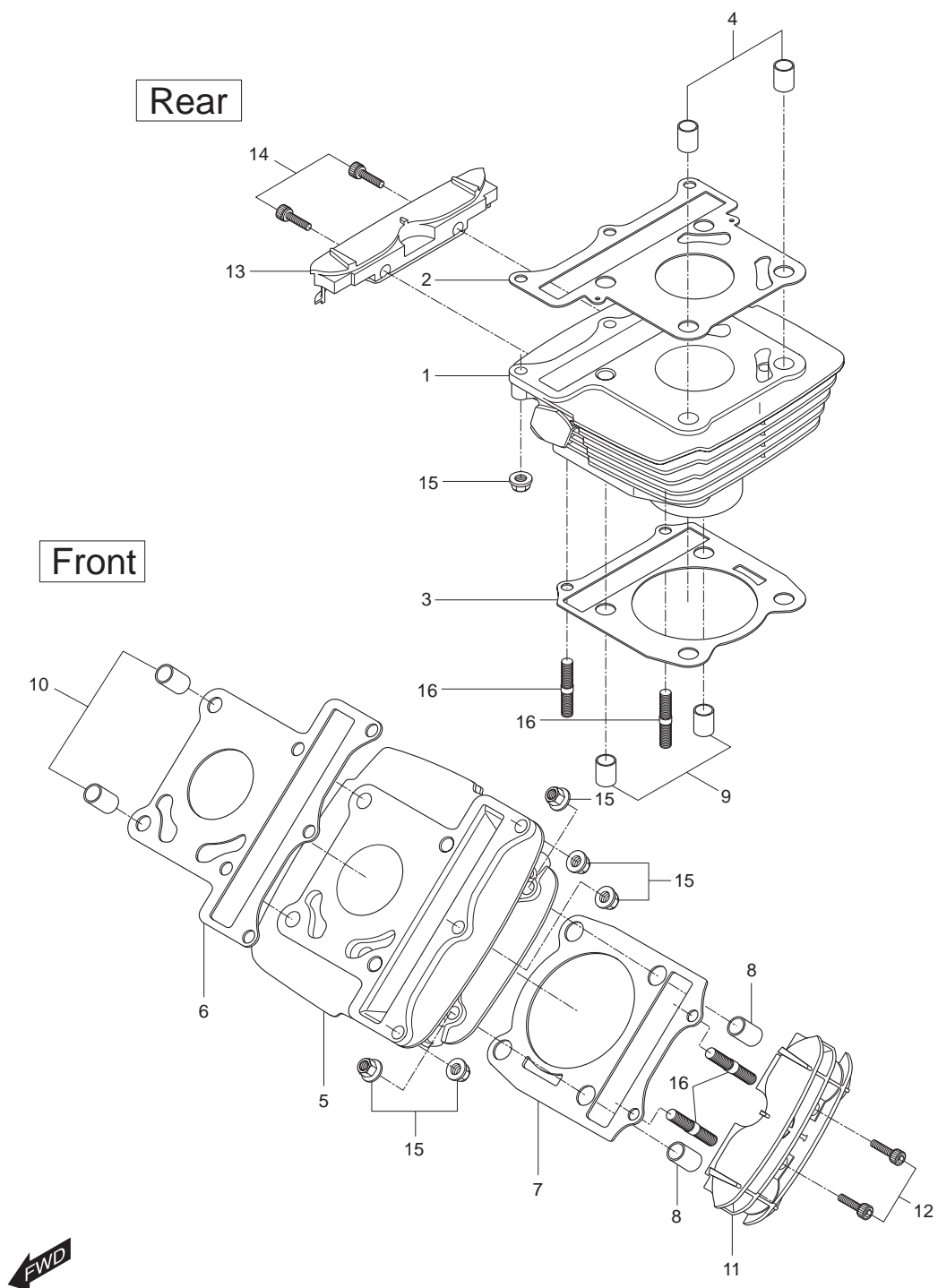


FIG 2. CYLINDER/FRONT, REAR


REF.	PARTS NO.				PARTS NAME	Q`TY	REMARKS	REC. Q`TY
NO.	 SEU01	SF01	SG01	SS01				(PCS)
1	11220HR6501PCY	11220HR6501PCY	11220HR6501PCY	11220HR6501PCY	CYLINDER COMP, rear	1		3
2	11141HG5110	11141HG5110	11141HG5110	11141HG5110	GASKET, cylinder head	1		20
3	11241HG5103	11241HG5103	11241HG5103	11241HG5103	GASKET, cylinder(NA)	1		20
4	04213-11169	04213-11169	04213-11169	04213-11169	PIN, cylinder head knock	2		
5	11210HR6551PCY	11210HR6551PCY	11210HR6551PCY	11210HR6551PCY	CYLINDER COMP, front	1		
6	11141HG5110	11141HG5110	11141HG5110	11141HG5110	GASKET, cylinder head	1		
7	11241HG5103	11241HG5103	11241HG5103	11241HG5103	GASKET, cylinder	1		
8	04213-11149	04213-11149	04213-11149	04213-11149	KNOCK PIN, cylinder	2		6
9	04213-11149	04213-11149	04213-11149	04213-11149	KNOCK PIN, cylinder	2		6
10	04213-11169	04213-11169	04213-11169	04213-11169	PIN, cylinder head knock	2		12
11	11251HG510003S	11251HG510003S	11251HG510003S	11251HG510003S	FIN, cylinder(FRONT)	1		
12	07110-05168	07110-05168	07110-05168	07110-05168	BOLT, cylinder fin(FRONT)(M5×16)	2		12
13	11251HG510003S	11251HG510003S	11251HG510003S	11251HG510003S	FIN, cylinder(REAR)	1		
14	07110-05168	07110-05168	07110-05168	07110-05168	BOLT, cylinder fin(REAR)(M5×16)	2		
15	08316-16068	08316-16068	08316-16068	08316-16068	NUT, cylinder head(M6)	10		30
16	01421-06258	01421-06258	01421-06258	01421-06258	BOLT, cylinder stud(M6×25)	4		

FIG 3

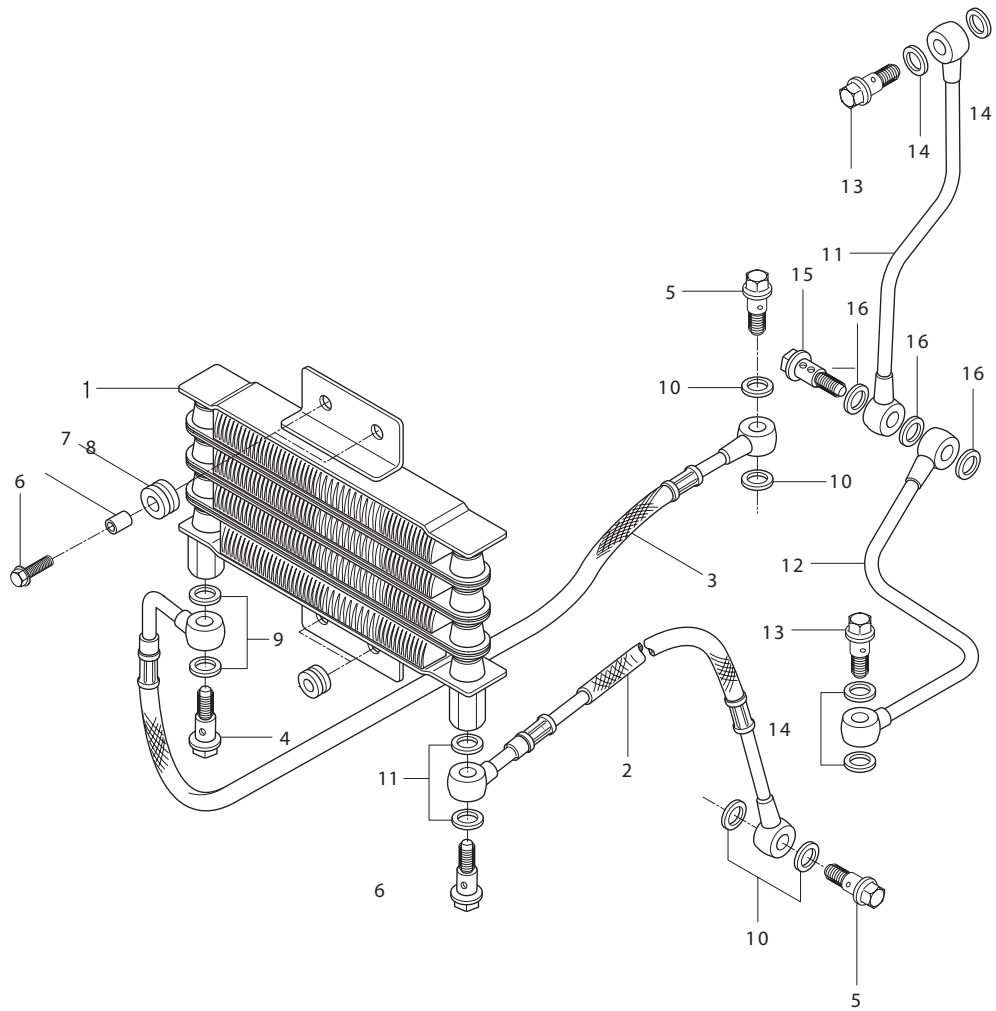


FIG 3. OIL COOLER


REF.	PARTS NO.				PARTS NAME	Q`TY	REMARKS	REC. Q`TY
NO.	 SEU01	SF01	SG01	SS01				(PCS)
1	16600HR7700	16600HR7700	16600HR7700	16600HR7700	COOLER, oil	1		5
2	16460HM7900	16460HM7900	16460HM7900	16460HM7900	HOSE COMP, oil cooler NO.1	1		5
3	16470HG5101	16470HG5101	16470HG5101	16470HG5101	HOSE COMP, oil cooler NO.2	1		5
4	09360H12007	09360H12007	09360H12007	09360H12007	BOLT, oil cooler hose union NO.2(M12× 27.5)	2		10
5	09360H10034	09360H10034	09360H10034	09360H10034	BOLT, oil cooler hose union NO.1(M10× 24)	2		20
6	01107-06256	01107-06256	01107-06256	01107-06256	BOLT, oil cooler	2		5
7	09160-06057	09160-06057	09160-06057	09160-06057	WASHER	2		5
8	09320-08013	09320-08013	09320-08013	09320-08013	CUSHION, oil cooler	2		
9	09180-06030	09180-06030	09180-06030	09180-06030	SPACER, oil cooler	2		
10	09161-10009	09161-10009	09161-10009	09161-10009	GASKET, oil cooler NO.1	4		16
11	09168-14011	09168-14011	09168-14011	09168-14011	GASKET, oil cooler NO.2	4		16
12	11280HG5101	11280HG5101	11280HG5101	11280HG5101	PIPE COMP, oil front	1		3
13	11290HG5101	11290HG5101	11290HG5101	11290HG5101	PIPE COMP, oil rear	1		3
14	09360H10034	09360H10034	09360H10034	09360H10034	UNION BOLT, oil pipe upper(M10×24)	2		
15	09161-10009	09161-10009	09161-10009	09161-10009	GASKET, oil pipe upper	4		
16	15331HG5101	15331HG5101	15331HG5101	15331HG5101	UNION BOLT, oil pipe lower	1		5
17	09161-10009	09161-10009	09161-10009	09161-10009	GASKET, oil pipe lower	3		

FIG 4

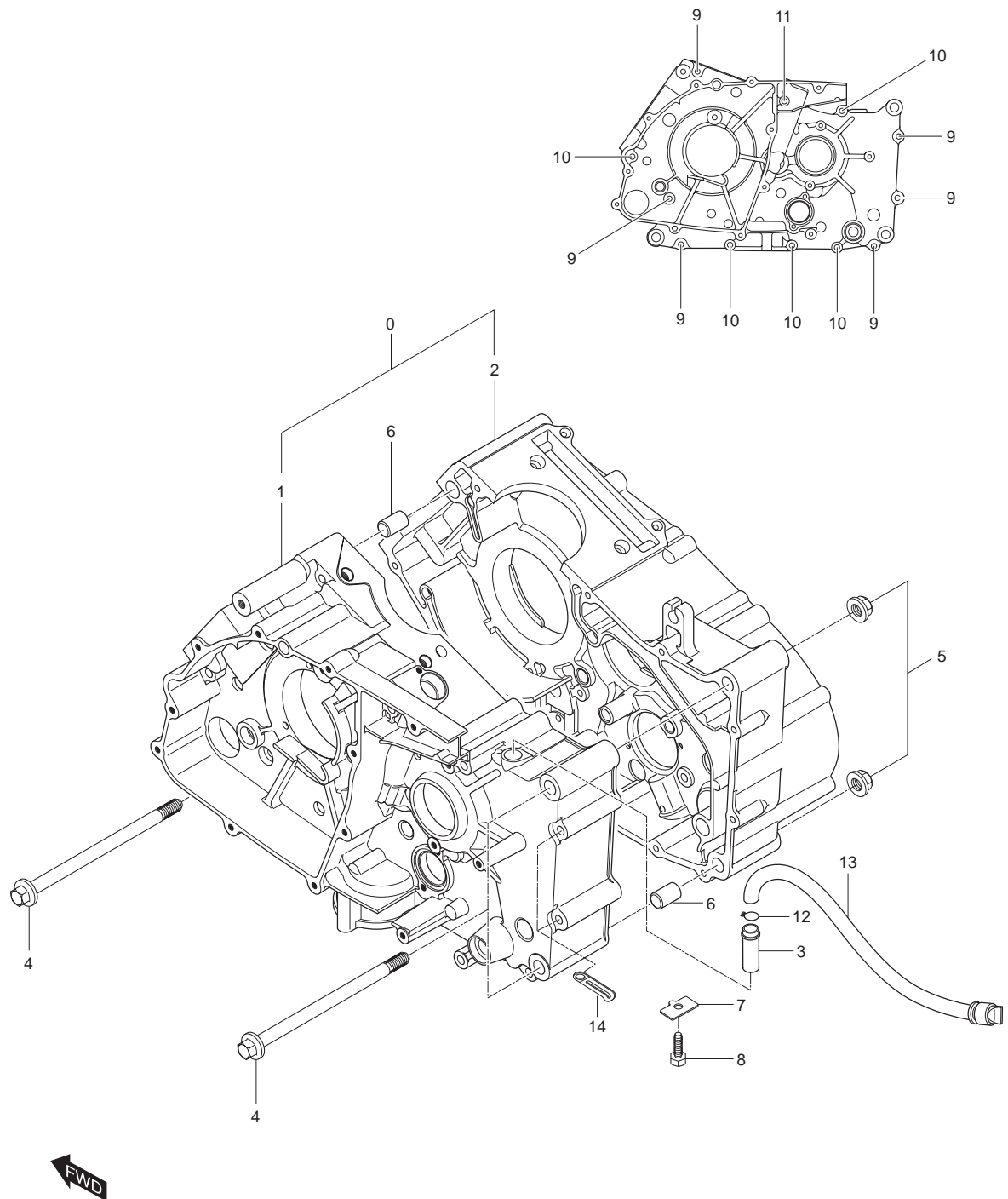


FIG 4. CRANK CASE


REF.	PARTS NO.				PARTS NAME	Q`TY	REMARKS	REC. Q`TY
NO.	 SEU01	SF01	SG01	SS01				(PCS)
0	11300HM7900HPA	11300HM7900HPA	11300HM7900HPA	11300HM7900HPA	CRANK CASE ASS`Y	1		
1	11320HM7901PCC	11320HM7901PCC	11320HM7901PCC	11320HM7901PCC	CRANK CASE COMP, L	1		1
2	11310HM7900PCC	11310HM7900PCC	11310HM7900PCC	11310HM7900PCC	CRANK CASE COMP, R	1		1
3	09364-12001	09364-12001	09364-12001	09364-12001	UNION, breather hose	1		
4	09103H10022	09103H10022	09103H10022	09103H10022	BOLT, frame & engine(L=110)	3		
5	08319-31108	08319-31108	08319-31108	08319-31108	NUT, frame & engine(M10)	3		16
6	04213-13189	04213-13189	04213-13189	04213-13189	PIN, crank case knock	2		
7	11319-05200	11319-05200	11319-05200	11319-05200	PLATE, oil gallery plug	1		
8	01107-06106	01107-06106	01107-06106	01107-06106	BOLT, oil gallery plug plate(M6× 10)	1		
9	01547-06558	01547-06558	01547-06558	01547-06558	BOLT, crank case(M6×55)	6		24
10	01547-06808	01547-06808	01547-06808	01547-06808	BOLT, crank case(M6×80)	5		
11	02112-06908	02112-06908	02112-06908	02112-06908	SCREW, crank case(M6×90)	1		
12	09401-14301	09401-14301	09401-14301	09401-14301	CLIP, breather drain cap	1		
13	13870H29B00	13870H29B00	13870H29B00	13870H29B00	CAP COMP,breather drain	1		
14	09404-06404	09404-06404	09404-06404	09404-06404	CLAMP, crank case	2		

FIG 5

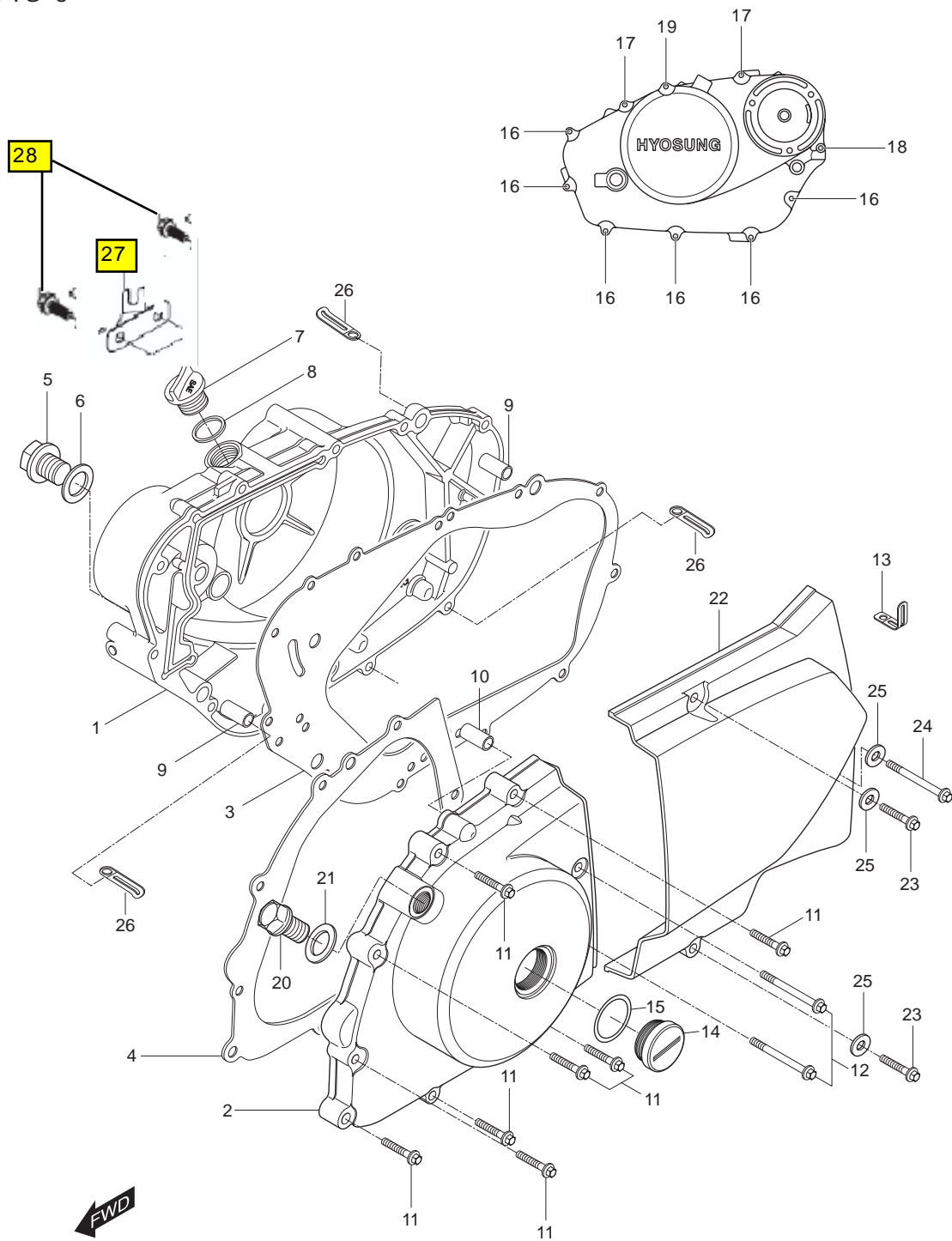


FIG 5. CRANK CASE COVER


REF.	PARTS NO.				PARTS NAME	Q'TY	REMARKS	REC. Q'TY
NO.	 SEU01	SF01	SG01	SS01				(PCS)
1	11341SM8100HPA	11341SM8100HPA	11341SM8100HPA	11341SM8100HPA	COVER COMP,clutch	1		2
2	11351HG510203S	11351HG510203S	11351HG510203S	11351HG510203S	COVER , magneto	1		2
3	11482HG5102	11482HG5102	11482HG5102	11482HG5102	GASKET, clutch cover(NA)	1		10
4	11483HG5102	11483HG5102	11483HG5102	11483HG5102	GASKET, magneto cover(NA)	1		10
5	09247-14026	09247-14026	09247-14026	09247-14026	PLUG, oil check	1		
6	09168H14003	09168H14003	09168H14003	09168H14003	GASKET, oil check plug	1		30
7	09259-2000903S	09259-2000903S	09259-2000903S	09259-2000903S	PLUG, eng oil filler	1		2
8	09280-17003	09280-17003	09280-17003	09280-17003	O-RING, eng oil filler plug(16.8×2.4)	1		5
9	04213-13189	04213-13189	04213-13189	04213-13189	PIN, clutch cover knock	2		
10	04213-09129	04213-09129	04213-09129	04213-09129	PIN, magneto cover knock	1		
11	01547-06308	01547-06308	01547-06308	01547-06308	BOLT, magneto cover(M6× 30)	7		33
12	01547-06558	01547-06558	01547-06558	01547-06558	BOLT, magneto cover	2		
13	09403H09304	09403H09304	09403H09304	09403H09304	CLAMP, clutch cable	1		
14	09259-2601503S	09259-2601503S	09259-2601503S	09259-2601503S	PLUG, crank shaft hole	1		4
15	09280-22008	09280-22008	09280-22008	09280-22008	O-RING, crank shaft hole plug(22.7×3.1)	1		5
16	01547-06258	01547-06258	01547-06258	01547-06258	BOLT, clutch cover(M6×25)	6		12
17	01547-06358	01547-06358	01547-06358	01547-06358	BOLT, clutch cover(M6×35)	2		6
18	01547-06608	01547-06608	01547-06608	01547-06608	BOLT, clutch cover(M6×60)	1		5
19	01547-06758	01547-06758	01547-06758	01547-06758	BOLT, clutch cover(M6×75)	1		5
20	09247H12102	09247H12102	09247H12102	09247H12102	PLUG, T.D.C	1		5
21	09168H12003	09168H12003	09168H12003	09168H12003	GASKET, T.D.C plug	1		5
22	11360HM790103S	11360HM790103S	11360HM790103S	11360HM790103S	COVER COMP, engine sprocket	1		5
23	01547-06308	01547-06308	01547-06308	01547-06308	BOLT, engine sprocket cover(M6×30)	2		
24	01547-06508	01547-06508	01547-06508	01547-06508	BOLT, engine sprocket cover(M6×50)	1		5
25	08321-31068	08321-31068	08321-31068	08321-31068	WASHER, engine sprocket cover	3		
26	09404-06401	09404-06401	09404-06401	09404-06401	CLAMP, crank case	3		
27	13350HR8302	13350HR8302	13350HR8302	13350HR8302	BKT, Car'b Adjust	1		
28	01547-06408	01547-06408	01547-06408	01547-06408	SCREW BODY SIDE COWLING	2		

FIG 6

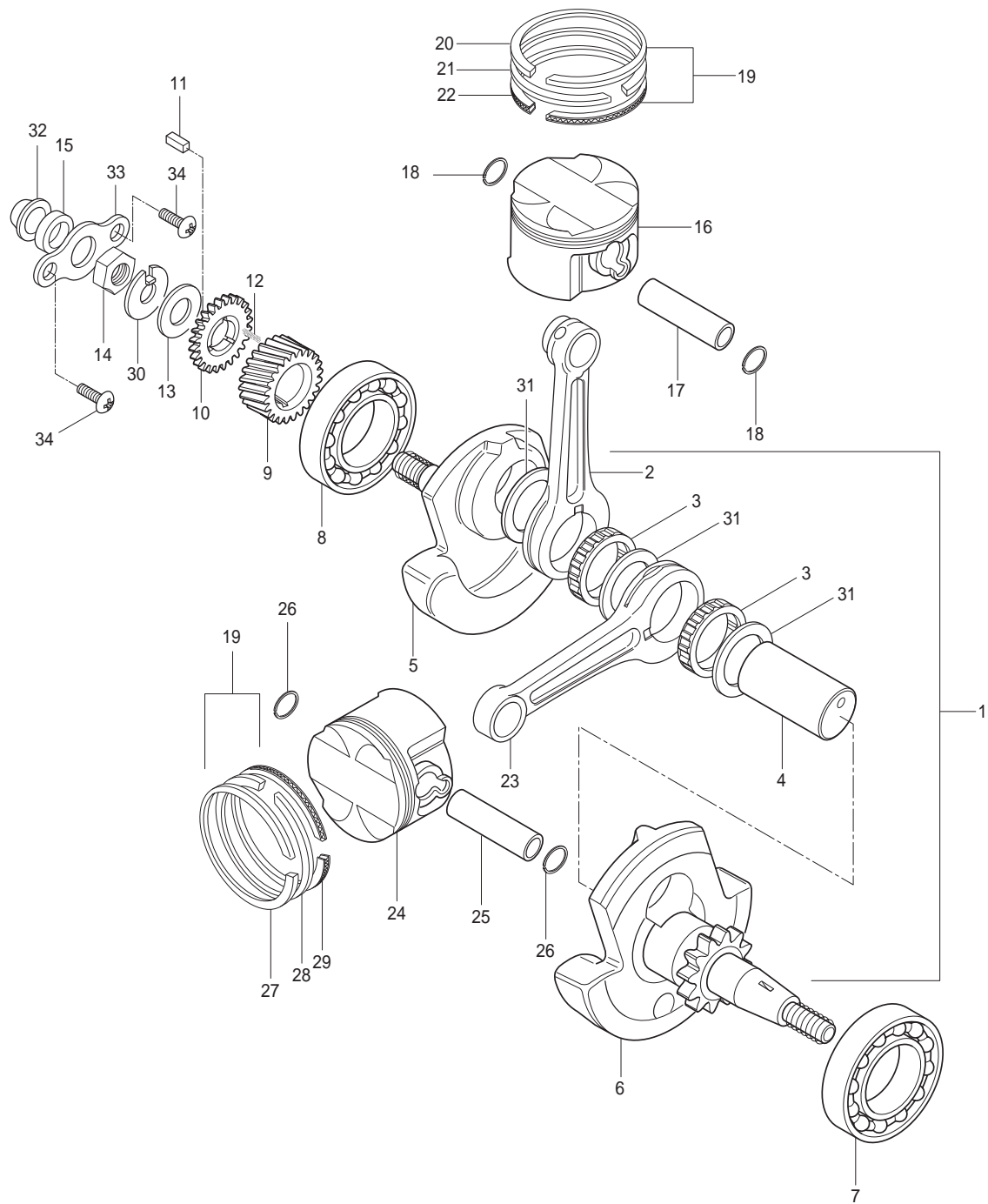


FIG 6. CRANK SHAFT


REF.	PARTS NO.				PARTS NAME	Q'TY	REMARKS	REC. Q'TY
NO.	 SEU01	SF01	SG01	SS01				(PCS)
1	12200HG5100HPA	12200HG5100HPA	12200HG5100HPA	12200HG5100HPA	CRANK SHAFT ASS'Y	1		
2	12161HG5100	12161HG5100	12161HG5100	12161HG5100	ROD, connecting	1		12
3	09263H28003	09263H28003	09263H28003	09263H28003	BEARING, crank pin	2		10
4	12210HG5100HPA	12210HG5100HPA	12210HG5100HPA	12210HG5100HPA	PIN COMP, crank	1		5
5	12221HG5106CSA	12221HG5106CSA	12221HG5106CSA	12221HG5106CSA	CRANK SHAFT, R	1		
6	12261HG5104CSA	12261HG5104CSA	12261HG5104CSA	12261HG5104CSA	CRANK SHAFT, L	1		
7	09262H350A60A0	09262H350A60A0	09262H350A60A0	09262H350A60A0	BEARING, crank shaft, R(35×72×17)	1		5
8	09262H350A60A0	09262H350A60A0	09262H350A60A0	09262H350A60A0	BEARING, crank shaft, L(35×72×17)	1		5
9	21111HG5100	21111HG5100	21111HG5100	21111HG5100	GEAR, primary drive	1		
10	21112-35C00	21112-35C00	21112-35C00	21112-35C00	GEAR, primary drive NO.2	1		
11	09421-04004	09421-04004	09421-04004	09421-04004	KEY, primary drive gear	1		
12	21114-35C00	21114-35C00	21114-35C00	21114-35C00	SPRING, primary drive gear	3		
13	09166H16021	09166H16021	09166H16021	09166H16021	WASHER, primary drive gear thrust	1		
14	09140-16019	09140-16019	09140-16019	09140-16019	NUT, primary drive gear(M16)	1		
15	09282-12001	09282-12001	09282-12001	09282-12001	SEAL, crank shaft oil R(21×7)	1		7
16	12112HG5100PPS	12112HG5100PPS	12112HG5100PPS	12112HG5100PPS	PISTON, rear	1		7
17	12151HG5102	12151HG5102	12151HG5102	12151HG5102	PIN, piston	1		14
18	09381-13001	09381-13001	09381-13001	09381-13001	CIRCLIP, piston pin	2		28
19	12140HG5101	12140HG5101	12140HG5101	12140HG5101	RING SET, piston	2	NOT SALE	
20	12141HG5101	12141HG5101	12141HG5101	12141HG5101	RING, piston 1st	1		20
21	12142HG5101	12142HG5101	12142HG5101	12142HG5101	RING, piston 2nd	1		
22	12144HG5101	12144HG5101	12144HG5101	12144HG5101	RING, piston oil	1		
23	12161HG5100	12161HG5100	12161HG5100	12161HG5100	ROD, connecting	1		
24	12111HG5106PPS	12111HG5106PPS	12111HG5106PPS	12111HG5106PPS	PISTON, front	1		7
25	12151HG5102	12151HG5102	12151HG5102	12151HG5102	PIN, piston	1		
26	09381-13001	09381-13001	09381-13001	09381-13001	CIRCLIP, piston pin	2		
27	12141HG5101	12141HG5101	12141HG5101	12141HG5101	RING, piston 1st	1		
28	12142HG5101	12142HG5101	12142HG5101	12142HG5101	RING, piston 2nd	1		20
29	12144HG5101	12144HG5101	12144HG5101	12144HG5101	RING, piston oil	1		20

FIG 6

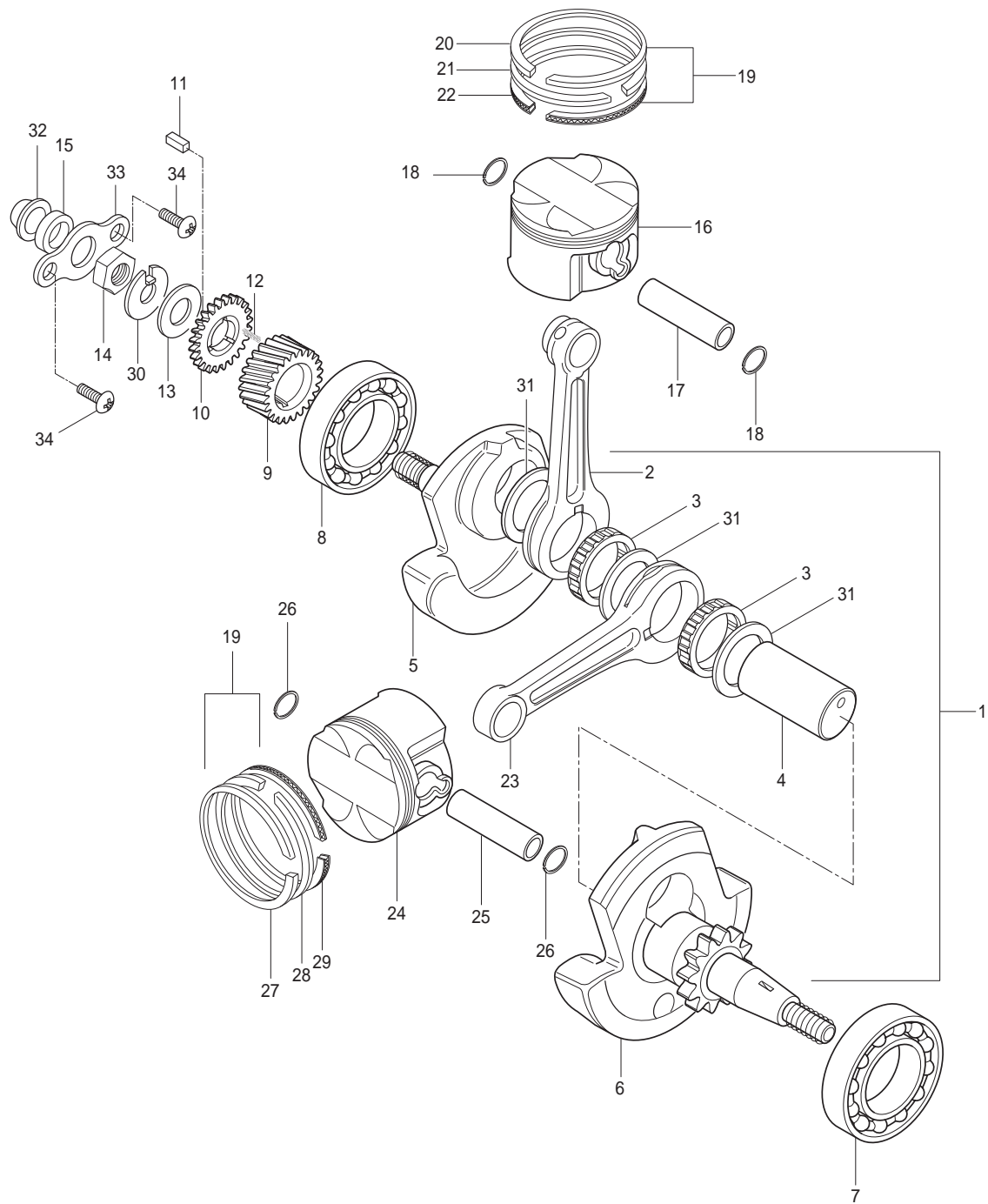


FIG 6. CRANK SHAFT


REF.	PARTS NO.				PARTS NAME	Q`TY	REMARKS	REC. Q`TY
NO.	 SEU01	SF01	SG01	SS01				(PCS)
30	09166H16031	09166H16031	09166H16031	09166H16031	WASHER, primary drive gear lock	1		
31	09160H28001	09160H28001	09160H28001	09160H28001	WASHER	3		
32	11342HG5100	11342HG5100	11342HG5100	11342HG5100	JET	1		
33	11343HG5100	11343HG5100	11343HG5100	11343HG5100	RETAINER	1		
34	02112-06106	02112-06106	02112-06106	02112-06106	SCREW(M6×10)	2		

FIG 7

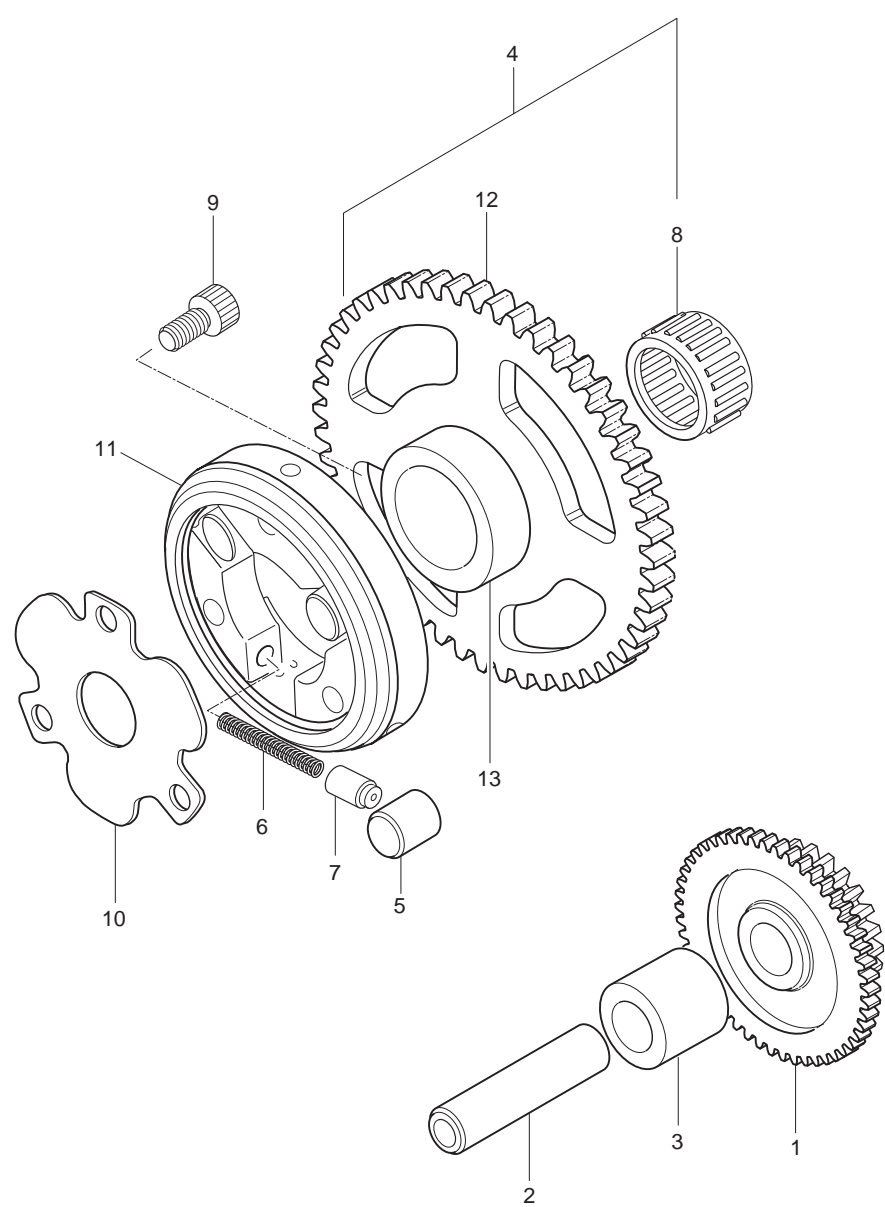


FIG 7. STARTER CLUTCH


REF.	PARTS NO.				PARTS NAME	Q`TY	REMARKS	REC. Q`TY
NO.	 SEU01	SF01	SG01	SS01				(PCS)
1	12611HG5100	12611HG5100	12611HG5100	12611HG5100	GEAR, starter idle	1		
2	12612HG5100	12612HG5100	12612HG5100	12612HG5100	SHAFT, starter idle gear	1		
3	09180-13006	09180-13006	09180-13006	09180-13006	SPACE, starter idle gear	1		
4	12620HG5101	12620HG5101	12620HG5101	12620HG5101	GEAR COMP, starter clutch	1		5
5	09261-10003	09261-10003	09261-10003	09261-10003	ROLLER, starter clutch	3		
6	09440-03004	09440-03004	09440-03004	09440-03004	SPRING, starter clutch release push	3		
7	12633-05300	12633-05300	12633-05300	12633-05300	PIECE, starter clutch release push	3		
8	09263-22031	09263-22031	09263-22031	09263-22031	BEARING, starter clutch gear	1		
9	07110-08168	07110-08168	07110-08168	07110-08168	BOLT, starter clutch (M8×16)	3		
10	12649-05300	12649-05300	12649-05300	12649-05300	SHIM, starter clutch hub	1		
11	12630-29B00	12630-29B00	12630-29B00	12630-29B00	HUB COMP, starter clutch	1		
12	12620HG5101	12620HG5101	12620HG5101	12620HG5101	GEAR, starter clutch	1	NOT SALE	
13	12621HG5100	12621HG5100	12621HG5100	12621HG5100	RACE, starter clutch inner	1	NOT SALE	

FIG 8-1

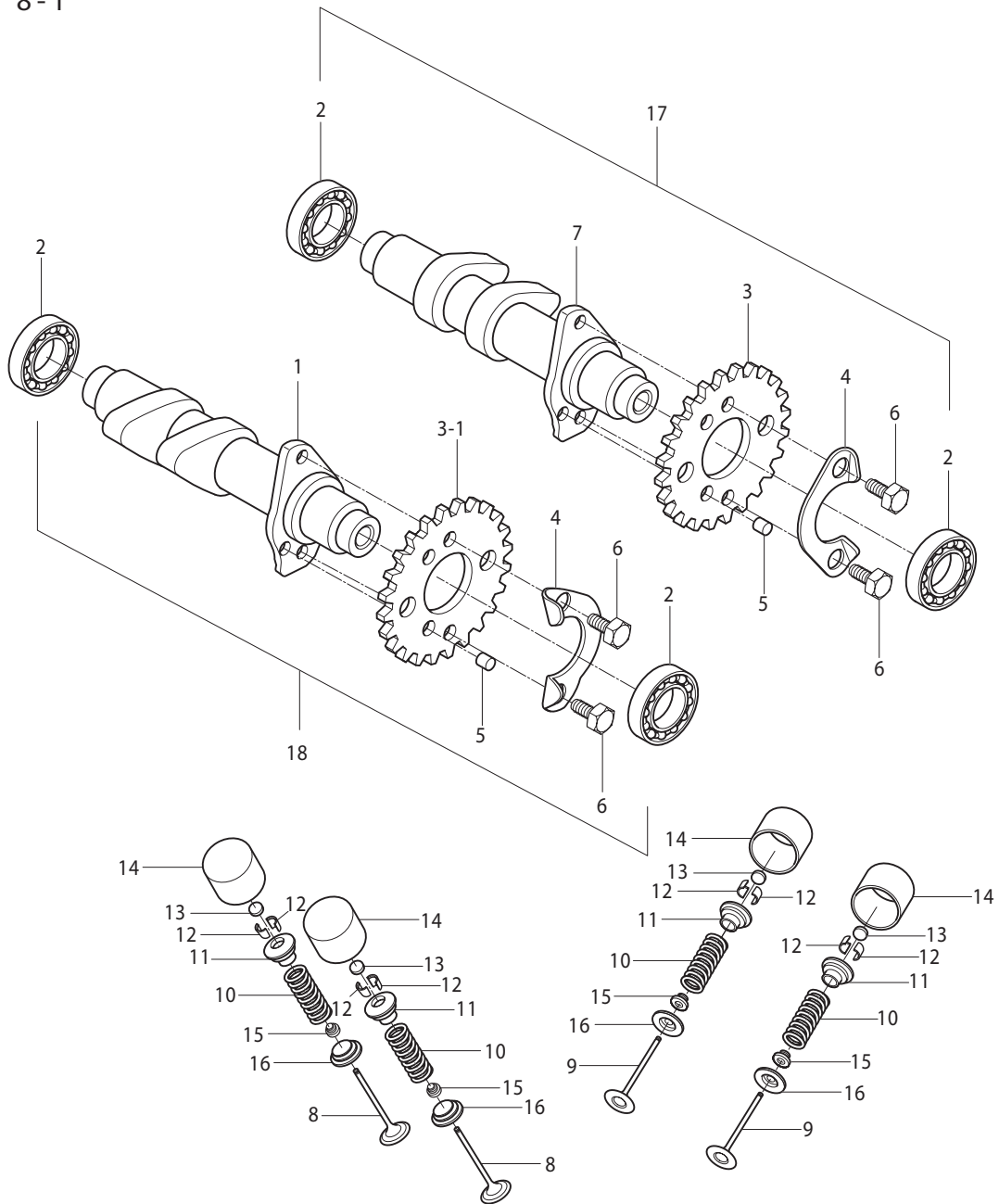


FIG 8-1. CAMSHAFT FRONT


REF.	PARTS NO.				PARTS NAME	Q`TY	REMARKS	REC. Q`TY
NO.	 SEU01	SF01	SG01	SS01				(PCS)
1	12711HG5102888	12711HG5102888	12711HG5102888	12711HG5102888	CAMSHAFT, intake front	1		
2	09262-17019	09262-17019	09262-17019	09262-17019	BEARING, camshaft front(22.4X29.6X8)	4		
3	12741HG5101	12741HG5101	12741HG5101	12741HG5101	SPROCKET, camshaft front	1		4
3-1	12742HG5100	12742HG5100	12742HG5100	12742HG5100	SPROCKET, camshaft front	1		
4	12747-44B00	12747-44B00	12747-44B00	12747-44B00	WASHER, sprocket front	2		
5	09261-05005	09261-05005	09261-05005	09261-05005	PIN, sprocket front	2		
6	09111-06032	09111-06032	09111-06032	09111-06032	BOLT, sprocket front(M6X10)	4		
7	12731HG5102888	12731HG5102888	12731HG5102888	12731HG5102888	CAMSHAFT, exhaust front	1		
8	12911HG5101	12911HG5101	12911HG5101	12911HG5101	VALVE, intake front	2		
9	12912HG5101	12912HG5101	12912HG5101	12912HG5101	VALVE, exhaust front	2		
10	12921HG5101	12921HG5101	12921HG5101	12921HG5101	SPRING, valve front	4		
11	12931HG5100	12931HG5100	12931HG5100	12931HG5100	RETAINER, valve spring front	4		
12	12932HG5100	12932HG5100	12932HG5100	12932HG5100	COTTER, valve front	8		
13	12892-05C00	12892-05C00	12892-05C00	12892-05C00	SHIM, tappet front	4		
14	12881H03000001	12881H03000001	12881H03000001	12881H03000001	TAPPET, front	4		
15	09289H04003	09289H04003	09289H04003	09289H04003	SEAL, valve stem oil front	4		
16	12933HG5100	12933HG5100	12933HG5100	12933HG5100	SEAT, valve spring front	4		
17	12710HG5100HPA	12710HG5100HPA	12710HG5100HPA	12710HG5100HPA	CAMSHAFT ASS'Y, front intake	1		2
18	12730HG5100HPA	12730HG5100HPA	12730HG5100HPA	12730HG5100HPA	CAMSHAFT ASS'Y, front exhaust	1		2

FIG 8-2

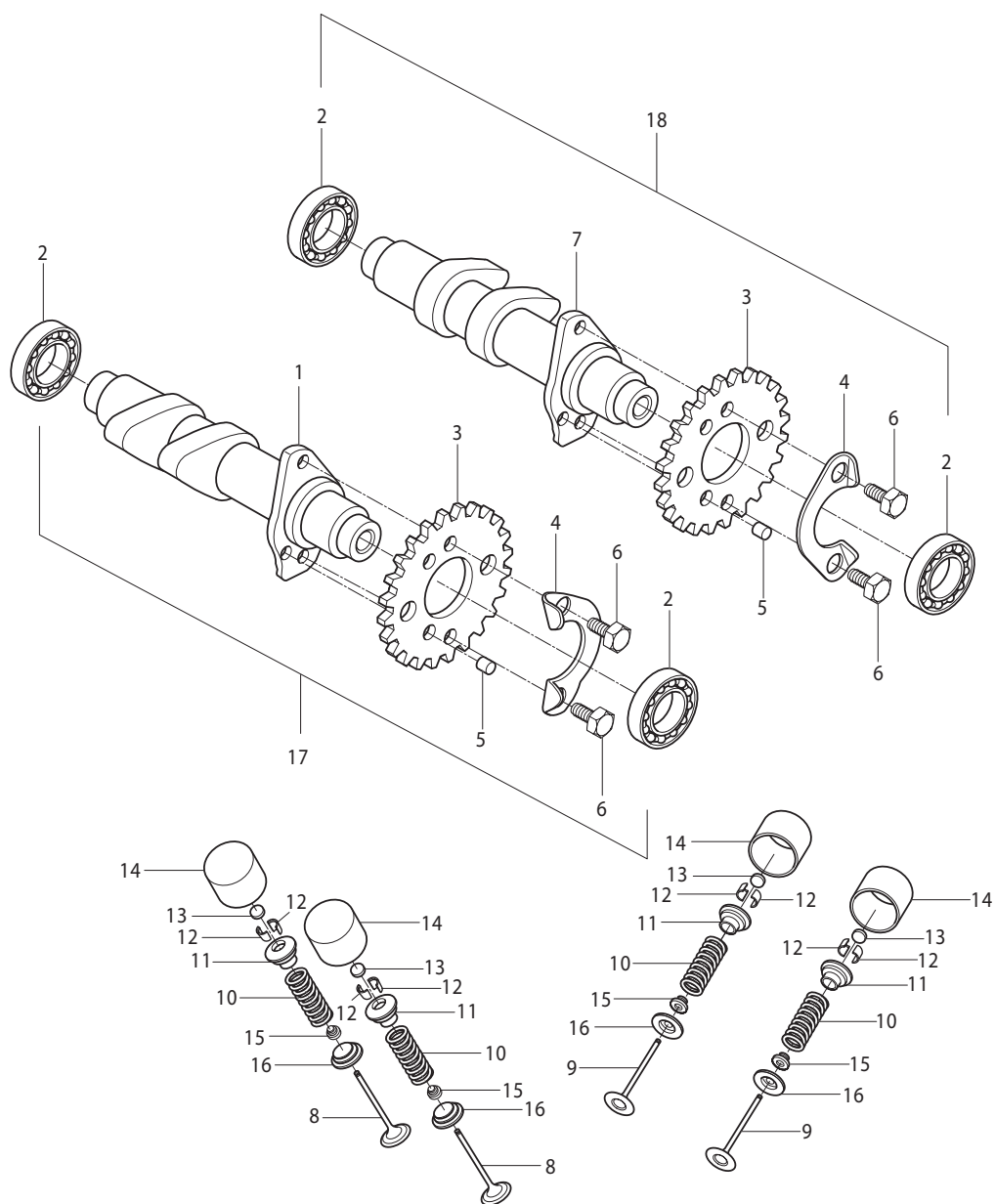


FIG 8-2. CAMSHAFT REAR


REF.	PARTS NO.				PARTS NAME	Q`TY	REMARKS	REC. Q`TY
NO.	 SEU01	SF01	SG01	SS01				(PCS)
1	12711HG5102888	12711HG5102888	12711HG5102888	12711HG5102888	CAMSHAFT, intake rear	1		
2	09262-17019	09262-17019	09262-17019	09262-17019	BEARING, camshaft rear(22.4X29.6X8)	4		40
3	12742HG5100	12742HG5100	12742HG5100	12742HG5100	SPROCKET, camshaft rear	2		4
4	12747-44B00	12747-44B00	12747-44B00	12747-44B00	WASHER, sprocket rear	2		8
5	09261-05005	09261-05005	09261-05005	09261-05005	PIN, sprocket rear	2		
6	09111-06032	09111-06032	09111-06032	09111-06032	BOLT, sprocket rear(M6X10)	4		
7	12731HG5102888	12731HG5102888	12731HG5102888	12731HG5102888	CAMSHAFT, exhaust rear	1		
8	12911HG5101	12911HG5101	12911HG5101	12911HG5101	VALVE, intake rear	2		
9	12912HG5101	12912HG5101	12912HG5101	12912HG5101	VALVE, exhaust rear	2		
10	12921HG5101	12921HG5101	12921HG5101	12921HG5101	SPRING, valve rear	4		
11	12931HG5100	12931HG5100	12931HG5100	12931HG5100	RETAINER, valve spring rear	4		
12	12932HG5100	12932HG5100	12932HG5100	12932HG5100	COTTER, valve rear	8		
13	12892-05C00170	12892-05C00170	12892-05C00170	12892-05C00170	SHIM, tappet rear	4		
14	12881H03000001	12881H03000001	12881H03000001	12881H03000001	TAPPET, rear	4		
15	09289H04003	09289H04003	09289H04003	09289H04003	SEAL, valve stem oil rear	4		
16	12933HG5100	12933HG5100	12933HG5100	12933HG5100	SEAT, valve spring rear	4		
17	12720HG5100HPA	12720HG5100HPA	12720HG5100HPA	12720HG5100HPA	CAMSHAFT ASS'Y, rear intake	1		2
18	12750HG5100HPA	12750HG5100HPA	12750HG5100HPA	12750HG5100HPA	CAMSHAFT ASS'Y, rear exhaust	1		2

FIG 9

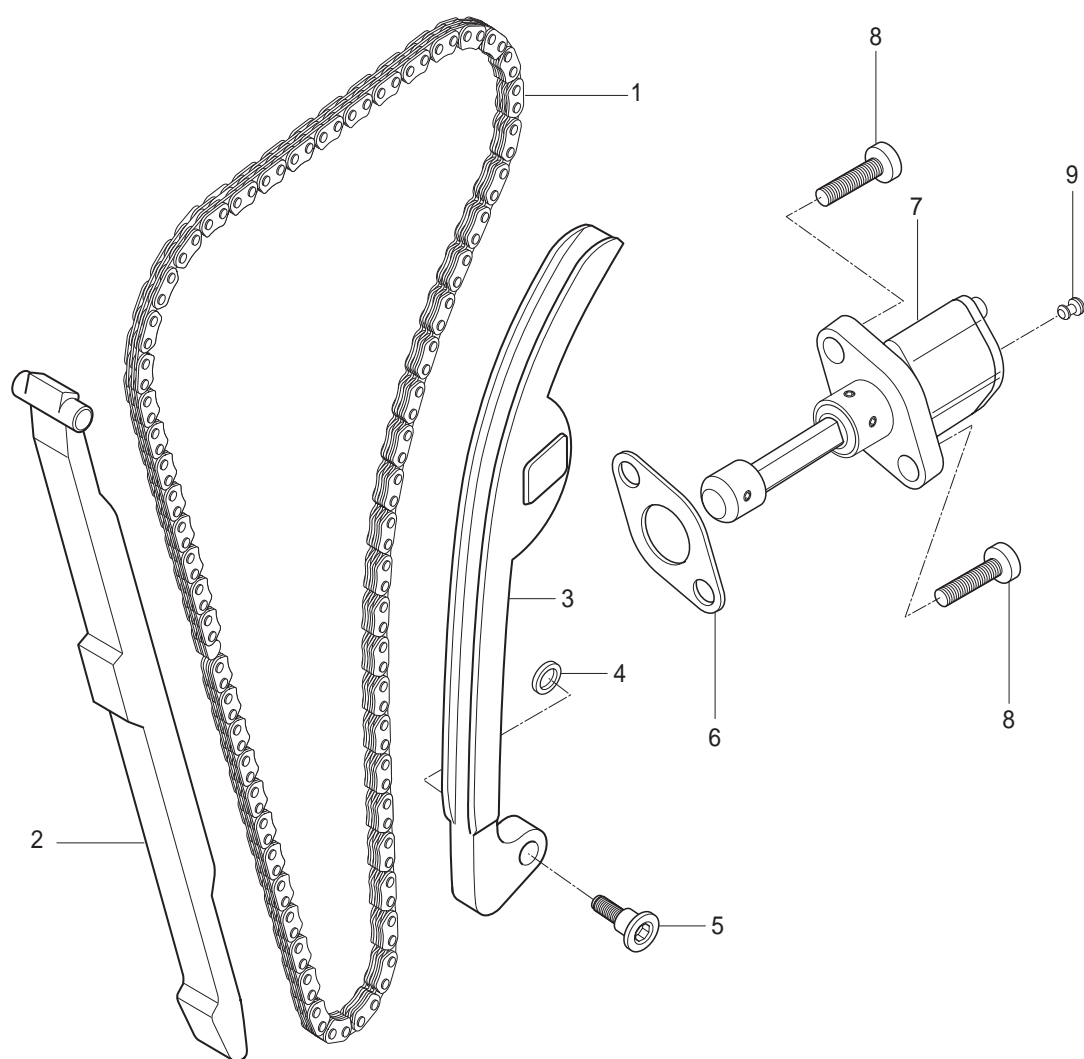


FIG 9. CAM CHAIN


REF.	PARTS NO.				PARTS NAME	Q`TY	REMARKS	REC. Q`TY
NO.	 SEU01	SF01	SG01	SS01				(PCS)
1	12760HG5100	12760HG5100	12760HG5100	12760HG5100	CHAIN COMP, camshaft drive	2		6
2	12771HG5100	12771HG5100	12771HG5100	12771HG5100	GUIDE, camchain NO.1	2		10
3	12811HG5101	12811HG5101	12811HG5101	12811HG5101	TENSIONER, camchain	2		10
4	08211-06181	08211-06181	08211-06181	08211-06181	WASHER, camchain tensioner bolt	2		10
5	12812H35C00	12812H35C00	12812H35C00	12812H35C00	BOLT, camchain tensioner(M6×23)	2		10
6	12837HP7600	12837HP7600	12837HP7600	12837HP7600	GASKET, tensioner adjuster	2		10
7	12830HR6500	12830HR6500	12830HR6500	12830HR6500	ADJUSTER ASS`Y, tensioner	2		4
8	07110-06208	07110-06208	07110-06208	07110-06208	BOLT, tensioner adjuster(M6×23)	4		
9	12839-38200	12839-38200	12839-38200	12839-38200	PLUG, adjuster	2		

FIG 10

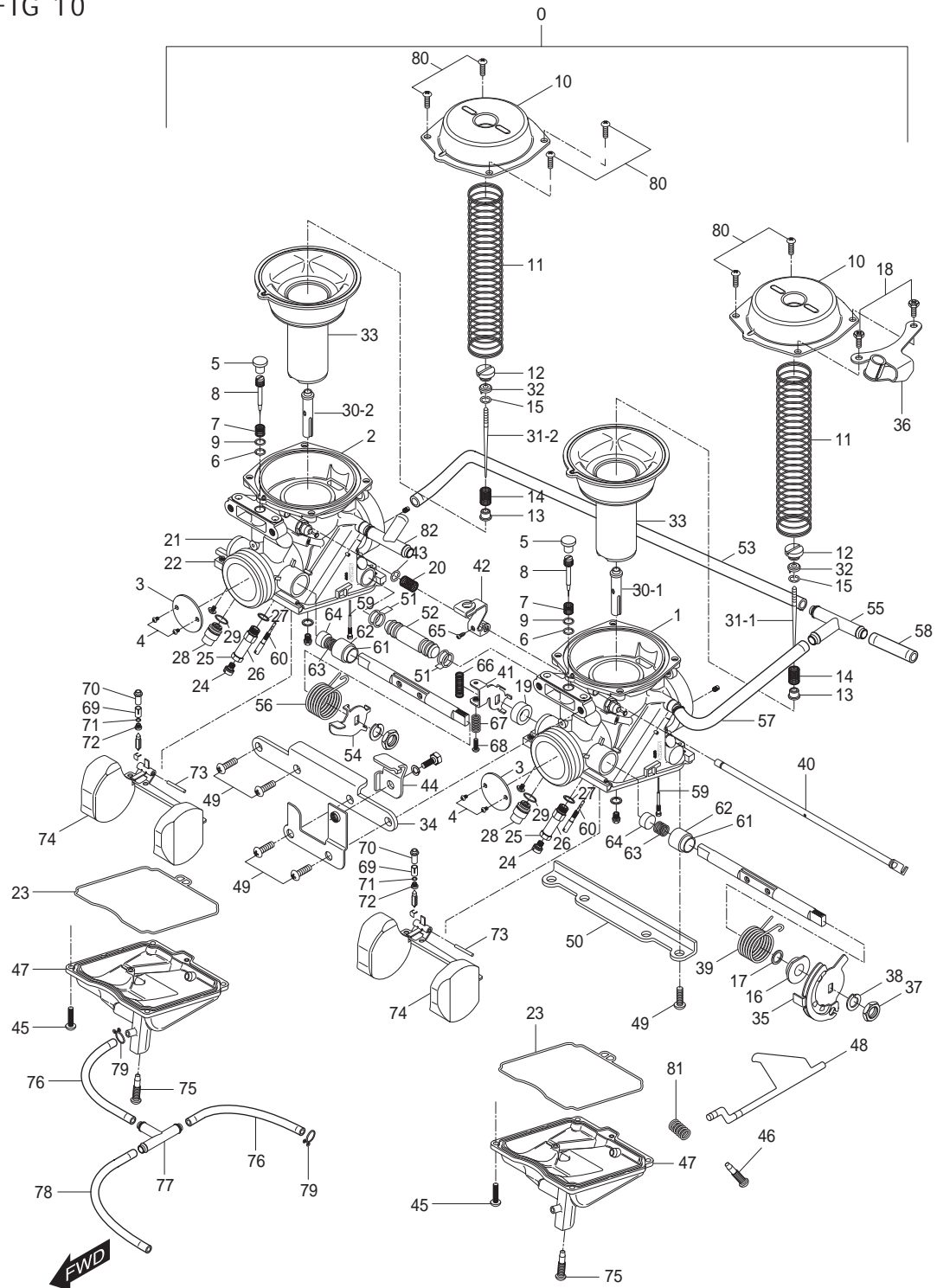


FIG 10. CARBURETOR ASS'Y


REF.	PARTS NO.				PARTS NAME	Q'TY	REMARKS	REC. Q'TY
NO.	 SEU01	SF01	SG01	SS01				(PCS)
0	13200HR7700	13200HR7700	13200HR7700	13200HR7700	CARBURETOR ASS'Y	1		3
1	13301HG5100	13301HG5100	13301HG5100	13301HG5100	MIXING BODY ASS'Y	1		
2	13302HG5100	13302HG5100	13302HG5100	13302HG5100	MIXING BODY ASS'Y	1		
3	13303HG5100	13303HG5100	13303HG5100	13303HG5100	THROTTLE VALVE	2		
4	13304HG5100	13304HG5100	13304HG5100	13304HG5100	SCREW	4		
5	13305HG5100	13305HG5100	13305HG5100	13305HG5100	PLUG	2		
6	13306HG5100	13306HG5100	13306HG5100	13306HG5100	O-RING	2		
7	13307HG5100	13307HG5100	13307HG5100	13307HG5100	SPRING(CO)	2		
8	13308HG5100	13308HG5100	13308HG5100	13308HG5100	ADJUSTER	2		
9	13309HG5100	13309HG5100	13309HG5100	13309HG5100	WASHER	2		
10	13310HG5100	13310HG5100	13310HG5100	13310HG5100	DIAPHRAGM COVER	2		
11	13311HG5100	13311HG5100	13311HG5100	13311HG5100	SPRING(CO)	2		
12	13312HG5100	13312HG5100	13312HG5100	13312HG5100	SCREW	2		
13	13313HG5100	13313HG5100	13313HG5100	13313HG5100	RING	2		
14	13314HG5100	13314HG5100	13314HG5100	13314HG5100	SPRING(CO)	2		
15	13315HG5100	13315HG5100	13315HG5100	13315HG5100	E-RING	2		
16	13316HG5100	13316HG5100	13316HG5100	13316HG5100	RING	1		
17	13317HG5100	13317HG5100	13317HG5100	13317HG5100	SEAL	1		
18	13318HG5100	13318HG5100	13318HG5100	13318HG5100	BOLT	2		
19	13319HG5100	13319HG5100	13319HG5100	13319HG5100	RING	1		
20	13320HG5100	13320HG5100	13320HG5100	13320HG5100	SPRING(CO)	1		
21	13321HG5100	13321HG5100	13321HG5100	13321HG5100	PACKING	1		
22	13322HG5100	13322HG5100	13322HG5100	13322HG5100	SHAFT ASS'Y	1		
23	13323HG5100	13323HG5100	13323HG5100	13323HG5100	O-RING	2		
24-1	13324HM8100	13324HM8100	13324HM8100	13324HM8100	MAIN JET	1		
24-2	13325HM8100	13325HM8100	13325HM8100	13325HM8100	MAIN JET	1		
25	13326HG5100	13326HG5100	13326HG5100	13326HG5100	PACKING	2		
26	13327HG5100	13327HG5100	13327HG5100	13327HG5100	HOLDER	2		
27	13328HG5100	13328HG5100	13328HG5100	13328HG5100	WASHER	2		

FIG 10

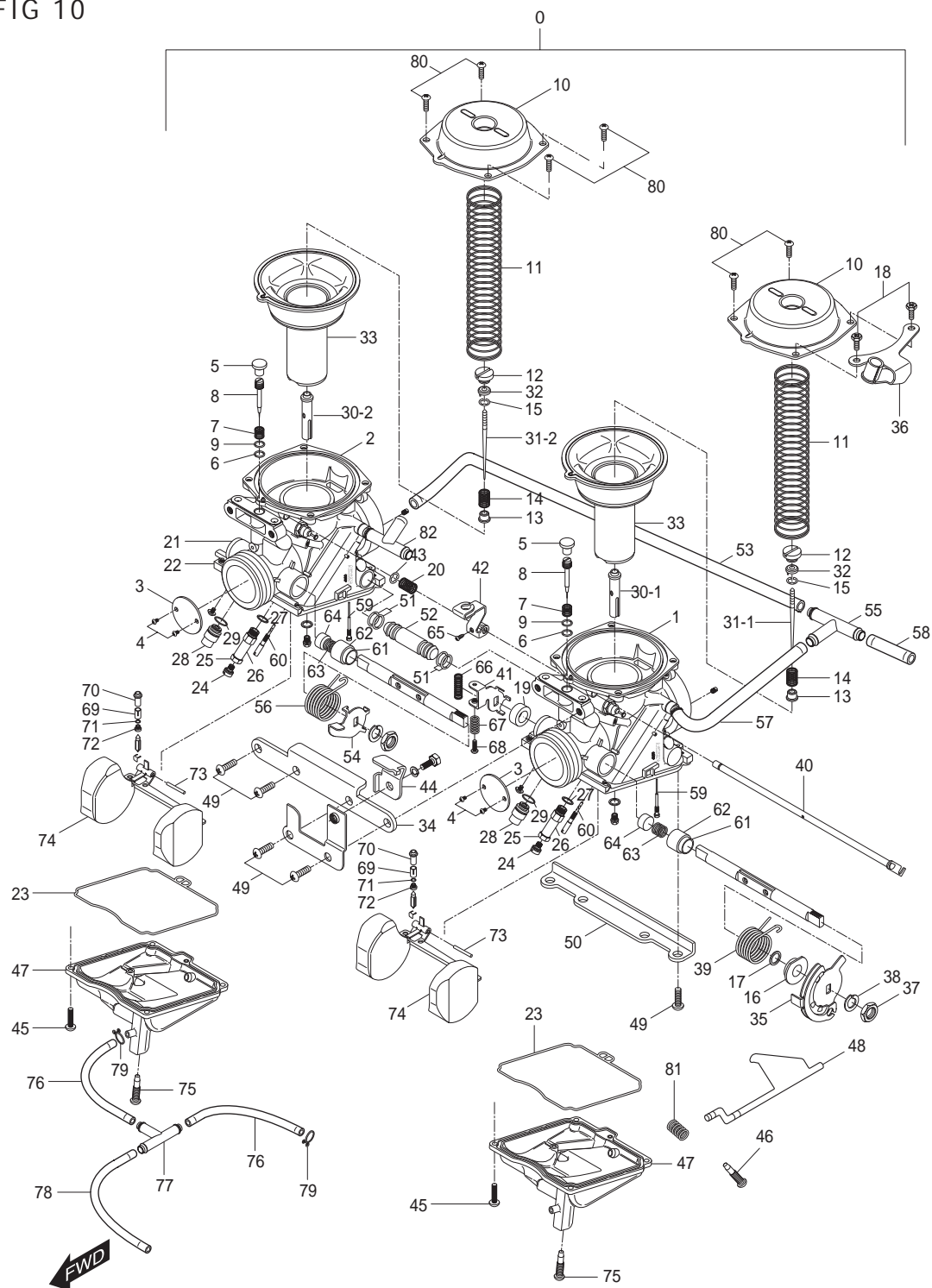


FIG 10. CARBURETOR ASS'Y


REF.	PARTS NO.				PARTS NAME	Q'TY	REMARKS	REC. Q'TY
NO.	 SEU01	SF01	SG01	SS01				(PCS)
28	13329HG5100	13329HG5100	13329HG5100	13329HG5100	SCREW	2		
29	13330HG5100	13330HG5100	13330HG5100	13330HG5100	WASHER	2		
30-1	13331HM8100	13331HM8100	13331HM8100	13331HM8100	NEEDLE(JET AB)(NJ)	1		
30-2	13332HM8100	13332HM8100	13332HM8100	13332HM8100	NEEDLE(JET AB)(NJ)	1		
31-1	13333HM8100	13333HM8100	13333HM8100	13333HM8100	JET NEEDLE(JN)	1		
31-2	13334HM8100	13334HM8100	13334HM8100	13334HM8100	JET NEEDLE(JN)	1		
32	13337HG5100	13337HG5100	13337HG5100	13337HG5100	RING	2		
33	13338HG5100	13338HG5100	13338HG5100	13338HG5100	DIAPHRAGM ASS'Y	2		
34	13339HG5100	13339HG5100	13339HG5100	13339HG5100	PLATE	1		
35	13340HG5100	13340HG5100	13340HG5100	13340HG5100	LEVER ASS'Y	1		
36	13341HG5100	13341HG5100	13341HG5100	13341HG5100	BRACKET ASS'Y	1		
37	13342HG5100	13342HG5100	13342HG5100	13342HG5100	NUT	1		
38	13343HG5100	13343HG5100	13343HG5100	13343HG5100	WASHER	1		
39	13344HG5100	13344HG5100	13344HG5100	13344HG5100	SPRING(CO)	1		
40	13345HG5100	13345HG5100	13345HG5100	13345HG5100	SHAFT ASS'Y	1		
41	13346HG5100	13346HG5100	13346HG5100	13346HG5100	THROTTLE SHAFT ASS'Y	1		
42	13347HG5100	13347HG5100	13347HG5100	13347HG5100	STARTER LEVER	1		
43	13348HG5100	13348HG5100	13348HG5100	13348HG5100	E-RING	1		
44	13349HG5100	13349HG5100	13349HG5100	13349HG5100	BRACKET ASS'Y	1		
45	13350HG5100	13350HG5100	13350HG5100	13350HG5100	SCREW	8		
46	13388HM8100	13388HM8100	13388HM8100	13388HM8100	SCREW	1	NOT SALE	
47	13352HG5100	13352HG5100	13352HG5100	13352HG5100	FLOAT BODY ASS'Y	2		
48	13353HG5100	13353HG5100	13353HG5100	13353HG5100	BRACKET	1		
49	13354HG5100	13354HG5100	13354HG5100	13354HG5100	SCREW	8		
50	13355HG5100	13355HG5100	13355HG5100	13355HG5100	PLATE	1		
51	13356HG5100	13356HG5100	13356HG5100	13356HG5100	O-RING	4		
52	13357HG5100	13357HG5100	13357HG5100	13357HG5100	NIPPLE	1		
53	13358HM8100	13358HM8100	13358HM8100	13358HM8100	HOSE	1		
54	13359HG5100	13359HG5100	13359HG5100	13359HG5100	THROTTLE LEVER	1		

FIG 10

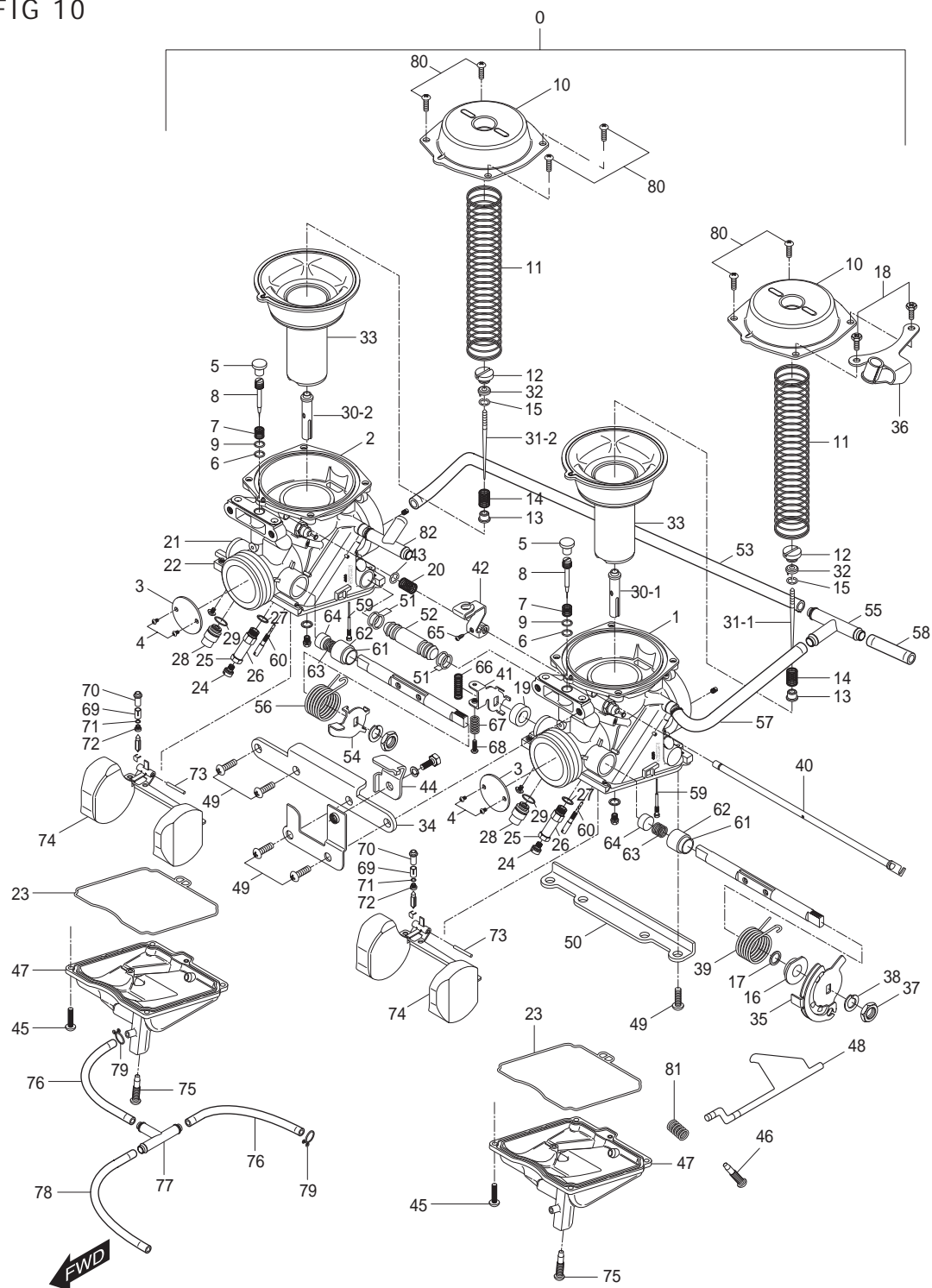


FIG 10. CARBURETOR ASS'Y


REF.	PARTS NO.				PARTS NAME	Q'TY	REMARKS	REC. Q'TY
NO.	 SEU01	SF01	SG01	SS01				(PCS)
55	13360HM8100	13360HM8100	13360HM8100	13360HM8100	NIPPLE	1		
56	13361HG5100	13361HG5100	13361HG5100	13361HG5100	SPRING(CO)	1		
57	13362HM8100	13362HM8100	13362HM8100	13362HM8100	HOSE	1		
58	13363HM8100	13363HM8100	13363HM8100	13363HM8100	HOSE	1		
59	13364HM8100	13364HM8100	13364HM8100	13364HM8100	JET(PAJ)	2		
60	13365HM8100	13365HM8100	13365HM8100	13365HM8100	JET(PJ)	2		
61	13366HG5100	13366HG5100	13366HG5100	13366HG5100	CAP	2		
62	13367HG5100	13367HG5100	13367HG5100	13367HG5100	GUIDE HOLDER	2		
63	13368HG5100	13368HG5100	13368HG5100	13368HG5100	SPRING(CO)	2		
64	13369HG5100	13369HG5100	13369HG5100	13369HG5100	PLUNGER ASS'Y	2		
65	13370HG5100	13370HG5100	13370HG5100	13370HG5100	SCREW	1		
66	13371HG5100	13371HG5100	13371HG5100	13371HG5100	SPRING(CO)	1		
67	13372HG5100	13372HG5100	13372HG5100	13372HG5100	SPRING(CO)	1		
68	13373HG5100	13373HG5100	13373HG5100	13373HG5100	SCREW	1		
69	13374HG5100	13374HG5100	13374HG5100	13374HG5100	FILTER	2		
70	13375HG5100	13375HG5100	13375HG5100	13375HG5100	NEEDLE VALVE ASS'Y(VS)	2		
71	13376HG5100	13376HG5100	13376HG5100	13376HG5100	O-RING	2		
72	13377HG5100	13377HG5100	13377HG5100	13377HG5100	SCREW	2		
73	13378HG5100	13378HG5100	13378HG5100	13378HG5100	PIN	2		
74	13379HG5100	13379HG5100	13379HG5100	13379HG5100	FLOAT ASS'Y	2		
75	13380HG5100	13380HG5100	13380HG5100	13380HG5100	SCREW	2		
76	13381HG5100	13381HG5100	13381HG5100	13381HG5100	HOSE	2		
77	13382HG5100	13382HG5100	13382HG5100	13382HG5100	NIPPLE	1		
78	13383HG5100	13383HG5100	13383HG5100	13383HG5100	HOSE	1		
79	13384HG5100	13384HG5100	13384HG5100	13384HG5100	CLIP	2		
80	13385HG5100	13385HG5100	13385HG5100	13385HG5100	SCREW	6		
81	13386HG5100	13386HG5100	13386HG5100	13386HG5100	SPRING(CO)	1		
82	13387HM8100	13387HM8100	13387HM8100	13387HM8100	NIPPLE	1		
	13351HG5100	13351HG5100	13351HG5100	13351HG5100	ADJ Screw	1		
	13386HG5100	13386HG5100	13386HG5100	13386HG5100	Spring	1		
83	09128-05005	09128-05005	09128-05005	09128-05005	BOLT	1		

FIG 11

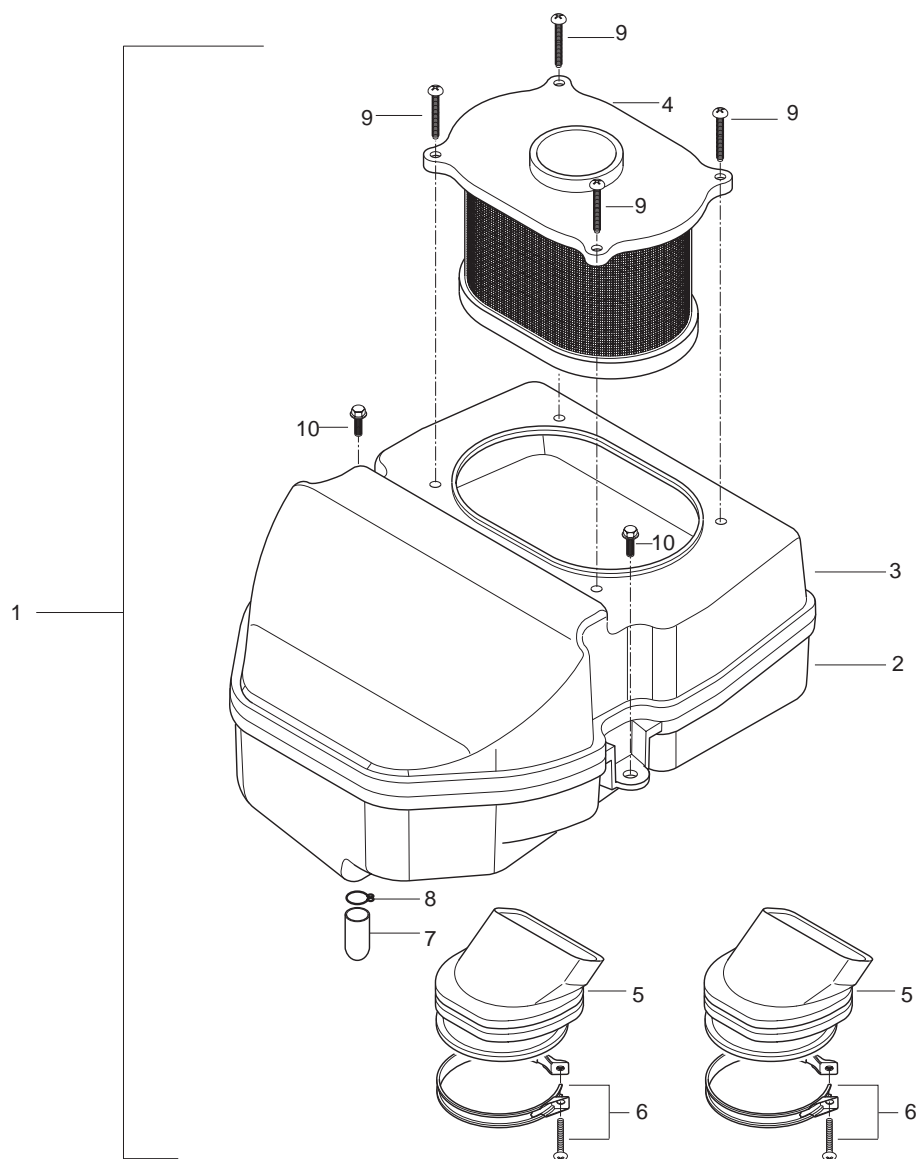


FIG 11. AIR CLEANER&CHAMBER


REF.	PARTS NO.				PARTS NAME	Q`TY	REMARKS	REC. Q`TY
NO.	 SEU01	SF01	SG01	SS01				(PCS)
1	13700HR6501	13700HR6501	13700HR6501	13700HR6501	CLEANER ASS`Y, air	1		5
2	13721HM7900	13721HM7900	13721HM7900	13721HM7900	CASE, air cleaner	1		
3	13740HM8101	13740HM8101	13740HM8101	13740HM8101	CAP COMP, air cleaner	1		
4	13780HM8100	13780HM8100	13780HM8100	13780HM8100	FILTER COMP, air cleaner	1		10
5	13881HL7300	13881HL7300	13881HL7300	13881HL7300	TUBE, outlet	2		
6	09402-56208	09402-56208	09402-56208	09402-56208	CLAMP, outlet tube	2		
7	13895HF4500	13895HF4500	13895HF4500	13895HF4500	PLUG, oil drain	1		
8	09401-14301	09401-14301	09401-14301	09401-14301	CLIP , oil drain plug	1		
9	02142-05165	02142-05165	02142-05165	02142-05165	SCREW, air cleaner filter(M5×16)	4		
10	02142-16125	02142-16125	02142-16125	02142-16125	SCREW, air cleaner(M6×12)	2		

FIG 12

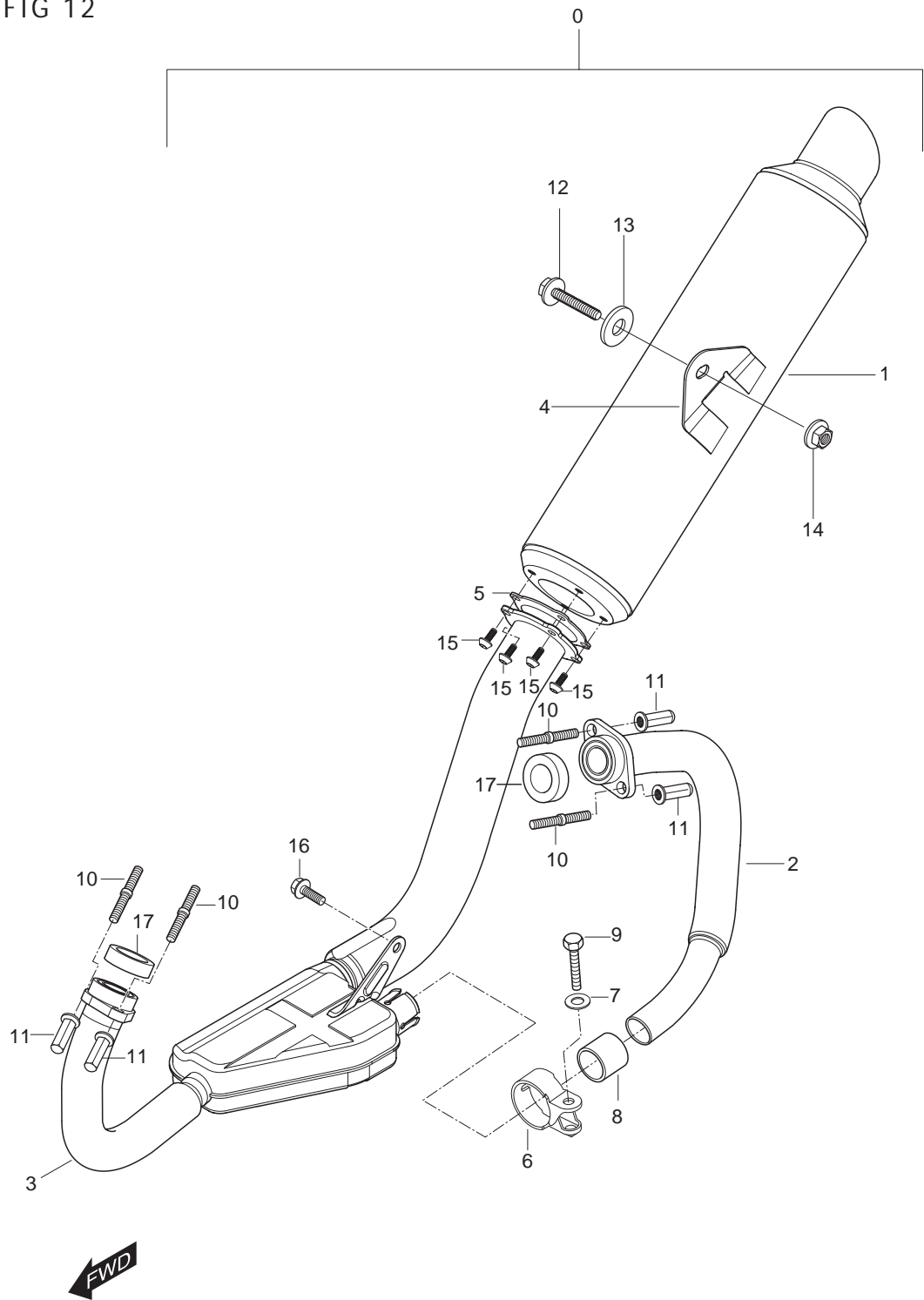


FIG 12. MUFFLER


REF.	PARTS NO.				PARTS NAME	Q`TY	REMARKS	REC. Q`TY
NO.	 SEU01	SF01	SG01	SS01				(PCS)
0	14305HS6500PAH	14305HS6500PAH	14305HS6500PAH	14305HS6500PAH	MUFFLER, ASS`Y	1		7
1	14310HS65000BF	14310HS65000BF	14310HS65000BF	14310HS65000BF	BODY COMP, muffler front	1		
2	14160HM7901PAM	14160HM7901PAM	14160HM7901PAM	14160HM7901PAM	PIPE COMP, exhaust rear	1		5
3	14150HM7902PAM	14150HM7902PAM	14150HM7902PAM	14150HM7902PAM	PIPE COMP, exhaust front	1		5
4	14411HM8100	14411HM8100	14411HM8100	14411HM8100	BRACKET, muffler support	1	NOT SALE	
5	14314HM8100	14314HM8100	14314HM8100	14314HM8100	GASKET, connector flange	1		
6	14770HG5101PAM	14770HG5101PAM	14770HG5101PAM	14770HG5101PAM	CONNECTOR COMP, exhaust pipe	1		5
7	09160-10001	09160-10001	09160-10001	09160-10001	WASHER, exhaust pipe connector	1		
8	14773HG5100	14773HG5100	14773HG5100	14773HG5100	GASKET, connector exhaust pipe	1		5
9	01137-08358	01137-08358	01137-08358	01137-08358	BOLT, connector exhaust pipe(M8×35)	1		10
10	09139H08045	09139H08045	09139H08045	09139H08045	STUD BOLT, exhaust pipe(M8×35)	4		
11	09143H08001	09143H08001	09143H08001	09143H08001	NUT, exhaust pipe(M8)	4		
12	07110-10358	07110-10358	07110-10358	07110-10358	BOLT, muffler support	1		
13	09160-10102	09160-10102	09160-10102	09160-10102	WASHER, muffler support	1		
14	08316-26108	08316-26108	08316-26108	08316-26108	NUT, muffler support rear	1		
15	09119H06002	09119H06002	09119H06002	09119H06002	BOLT, connector flange	4		12
16	01137-08168	01137-08168	01137-08168	01137-08168	BOLT, muffler chamber bracket(M8× 16)	1		
17	14181-46E00	14181-46E00	14181-46E00	14181-46E00	GASKET, exhaust pipe	2		20

FIG 13

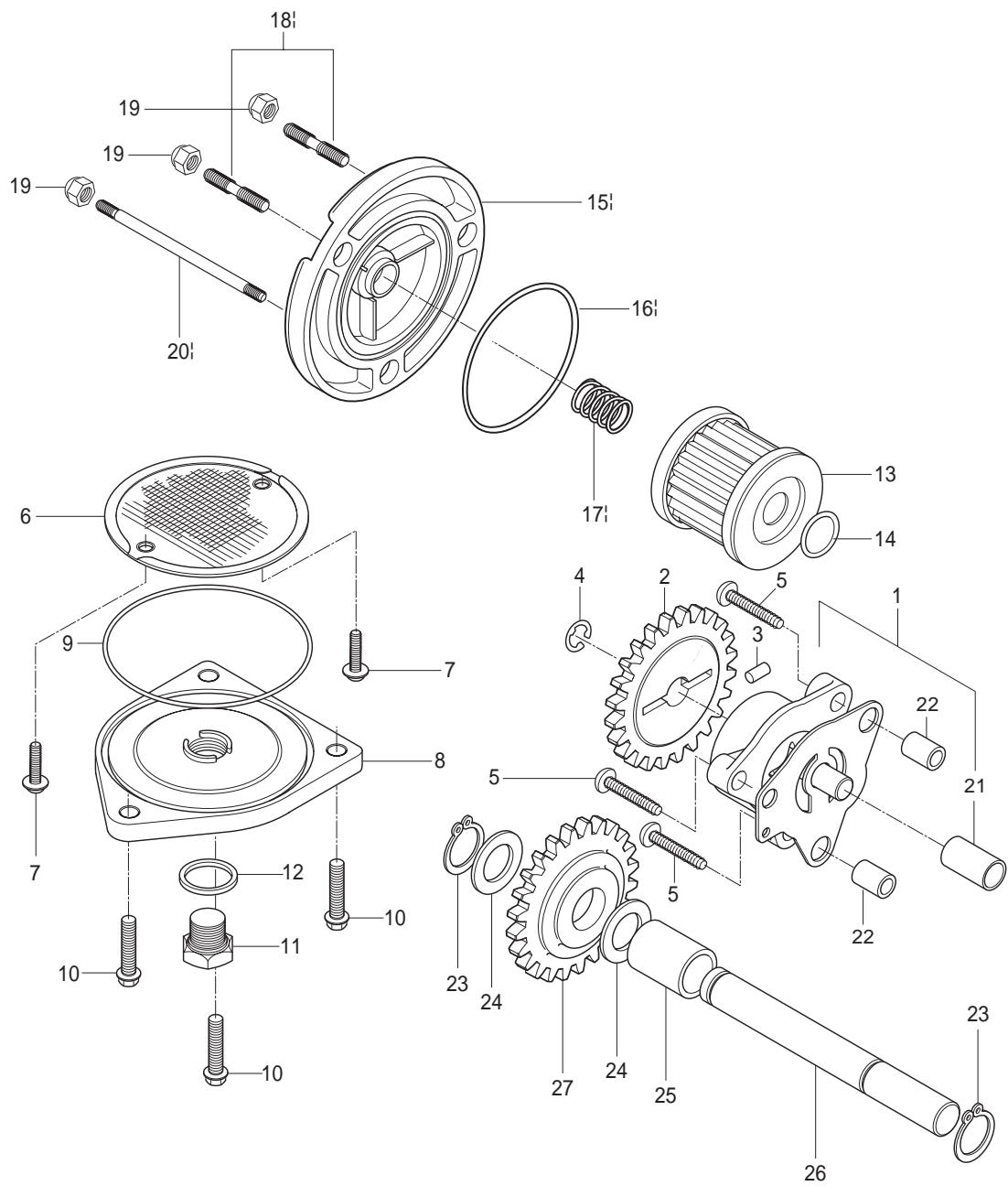


FIG 13. OIL PUMP


REF.	PARTS NO.				PARTS NAME	Q'TY	REMARKS	REC. Q'TY
NO.	 SEU01	SF01	SG01	SS01				(PCS)
1	16400HG5102	16400HG5102	16400HG5102	16400HG5102	PUMP ASS`Y, oil	1		2
2	16331HG5102	16331HG5102	16331HG5102	16331HG5102	GEAR, oil pump driven	1		
3	09261-02001	09261-02001	09261-02001	09261-02001	PIN, oil pump driven gear	1		
4	08332-11069	08332-11069	08332-11069	08332-11069	CIRCLIP, oil pump driven gear	1		
5	02112-06258	02112-06258	02112-06258	02112-06258	SCREW, oil pump(M6×25)	3		
6	16520-05202	16520-05202	16520-05202	16520-05202	STRAINER COMP, engine oil	1		
7	02112-95126	02112-95126	02112-95126	02112-95126	SCREW, engine oil strainer(M5×12)	2		
8	16523-05200	16523-05200	16523-05200	16523-05200	CAP, oil strainer	1		5
9	09280-60005	09280-60005	09280-60005	09280-60005	O-RING, strainer cap(60.5×2.4)	1		
10	01547-06208	01547-06208	01547-06208	01547-06208	BOLT, oil strainer cap(M6× 20)	3		
11	09247-14019	09247-14019	09247-14019	09247-14019	PLUG, oil drain	1		
12	09168H14003	09168H14003	09168H14003	09168H14003	GASKET, drain plug	1		
13	16510-05240	16510-05240	16510-05240	16510-05240	FILTER COMP, engine oil	1		20
14	09280-13004	09280-13004	09280-13004	09280-13004	O-RING, oil filter(13.5×1.5)	1		
15	16512HG510003S	16512HG510003S	16512HG510003S	16512HG510003S	CAP, oil filter	1		
16	09280-54001	09280-54001	09280-54001	09280-54001	O-RING, oil filter cap(25.7×3.5)	1		
17	09440-18002	09440-18002	09440-18002	09440-18002	SPRING, oil filter cap	1		
18	01421-06128	01421-06128	01421-06128	01421-06128	BOLT, oil filter cap stud(M6× 12)	2		
19	08313-11068	08313-11068	08313-11068	08313-11068	NUT, oil filter cap(M6)	3		
20	01421-06658	01421-06658	01421-06658	01421-06658	BOLT, oil filter cap stud(M6× 65)	1		
21	16419HG5100	16419HG5100	16419HG5100	16419HG5100	BUSH,oil pump	1		
22	09206-08001	09206-08001	09206-08001	09206-08001	PIN, oil pump knock	2		
23	08331-31109	08331-31109	08331-31109	08331-31109	CIRCLELIP	2		
24	08211-10181	08211-10181	08211-10181	08211-10181	WASHER	2		
25	09180H10022	09180H10022	09180H10022	09180H10022	SPACER	1		
26	16451HG5101	16451HG5101	16451HG5101	16451HG5101	SHAFT, oil pump idle gear	1		
27	16431HG5104	16431HG5104	16431HG5104	16431HG5104	GEAR, oil pump idle	1		

FIG 14

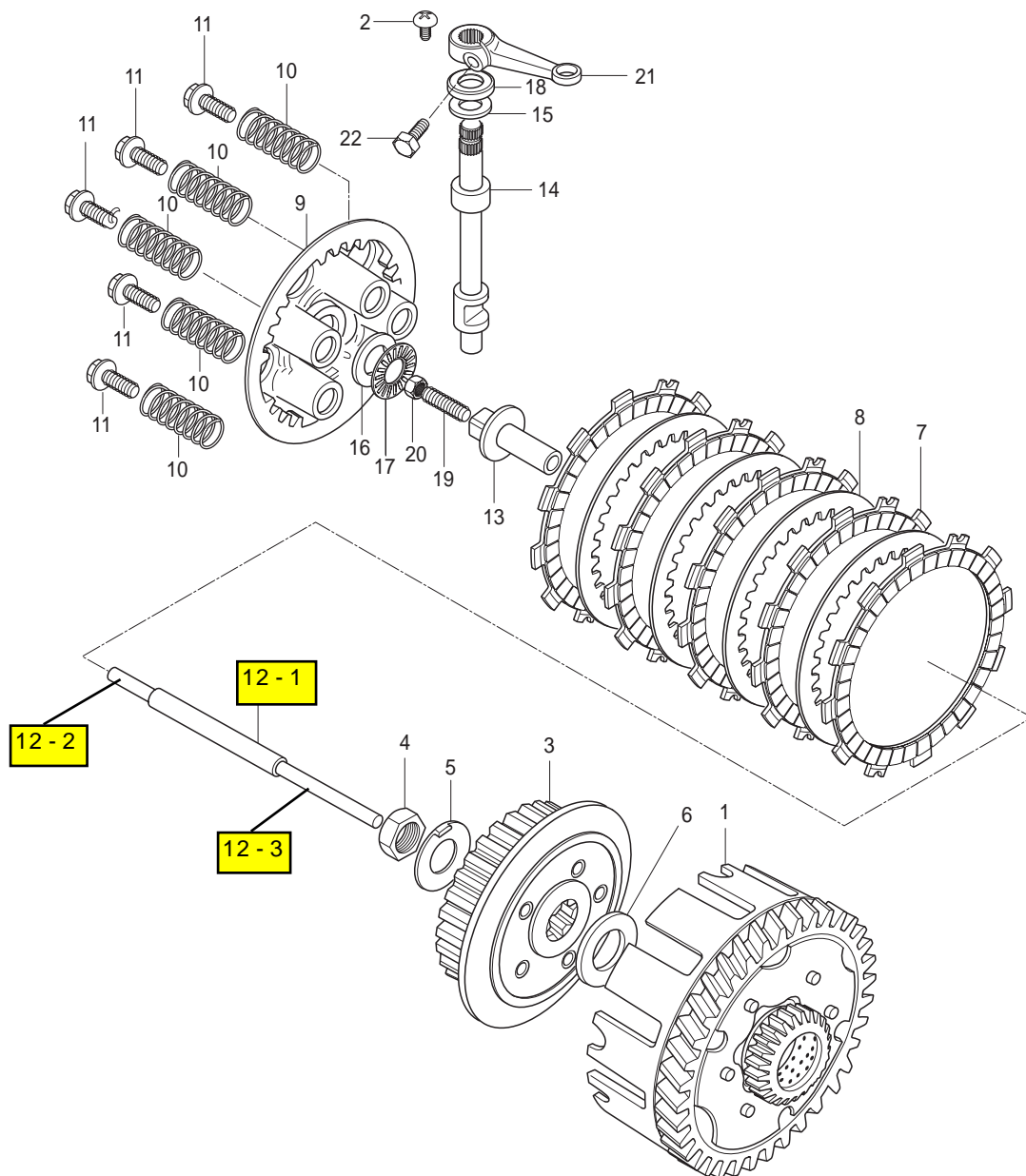


FIG 14. CLUTCH ASS`Y


REF.	PARTS NO.				PARTS NAME	Q`TY	REMARKS	REC. Q`TY
NO.	 SEU01	SF01	SG01	SS01				(PCS)
1	21200HG5100HPA	21200HG5100HPA	21200HG5100HPA	21200HG5100HPA	GEAR COMP, primary driven	1		
2	02142-06108	02142-06108	02142-06108	02142-06108	STOPPER, clutch release camshaft oil	1		
3	21411-05200	21411-05200	21411-05200	21411-05200	HUB, clutch sleeve	1		
4	09160-16014	09160-16014	09160-16014	09160-16014	NUT, clutch sleeve hub(M6)	1		
5	09169-16003	09169-16003	09169-16003	09169-16003	WASHER, clutch sleeve hub	1		
6	08211-20352	08211-20352	08211-20352	08211-20352	THRUST WASHER, clutch sleeve hub	1		
7	21441-13A01	21441-13A01	21441-13A01	21441-13A01	PLATE, clutch drive	6		25
8	21451-28000	21451-28000	21451-28000	21451-28000	PLATE, clutch driven	5		20
9	21462-14102	21462-14102	21462-14102	21462-14102	DISK, clutch pressure	1		
10	09440-15014	09440-15014	09440-15014	09440-15014	SPRING, clutch	5		
11	09116-05003	09116-05003	09116-05003	09116-05003	BOLT, clutch spring	5		
12-1	23110HJ8202	23110HJ8202	23110HJ8202	23110HJ8202	ROD COMP, clutch push	1		
12-2	23115HN9100	23115HN9100	23115HN9100	23115HN9100	ROD, Clutch push NO2	1		
12-3	23113HJ8200	23113HJ8200	23113HJ8200	23113HJ8200	ROD, Clutch push R	1		
13	23121-05200	23121-05200	23121-05200	23121-05200	PIECE, clutch push	1		
14	23122HG5100	23122HG5100	23122HG5100	23122HG5100	CAM SHAFT, clutch release	1		
15	08211-10201	08211-10201	08211-10201	08211-10201	THRUST WASHER, clutch release camshaft	1		
16	09160-15015	09160-15015	09160-15015	09160-15015	THRUST WASHER, clutch release	1		
17	09263H15001	09263H15001	09263H15001	09263H15001	THRUST BEARING, clutch release	1		
18	09282-10007	09282-10007	09282-10007	09282-10007	OIL SEAL, clutch release camshaft(10x20x6)	1		
19	09134-06010	09134-06010	09134-06010	09134-06010	SCREW, clutch release adjuster(M6×1)	1		
20	08310-22068	08310-22068	08310-22068	08310-22068	NUT, clutch release adjust(M6)	1		
21	23271HJ8250	23271HJ8250	23271HJ8250	23271HJ8250	ARM, clutch release	1		
22	01107-06168	01107-06168	01107-06168	01107-06168	BOLT, clutch release arm(M6×16)	1		

FIG 15

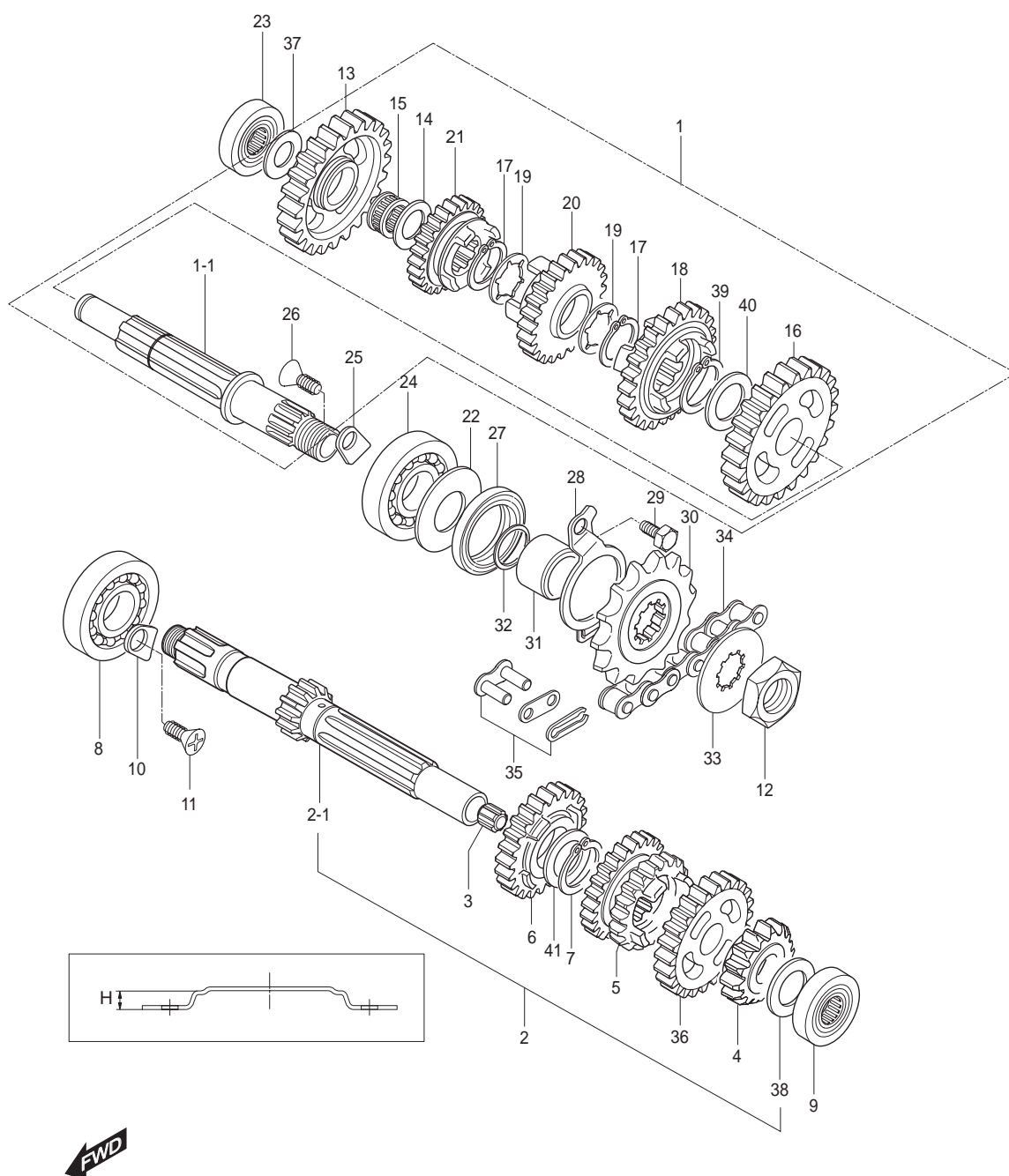


FIG 15. TRANSMISSION


REF.	PARTS NO.				PARTS NAME	Q'TY	REMARKS	REC. Q'TY
NO.	 SEU01	SF01	SG01	SS01				(PCS)
1	24130HM7900HPA	24130HM7900HPA	24130HM7900HPA	24130HM7900HPA	DRIVE SHAFT ASS`Y	1		
1-1	24130HM7901	24130HM7901	24130HM7901	24130HM7901	SHAFT, drive	1		3
2	24120HM7900HPA	24120HM7900HPA	24120HM7900HPA	24120HM7900HPA	SHAFT COMP, counter	1		
2-1	24121HM7900	24121HM7900	24121HM7900	24121HM7900	SHAFT, counter	1		3
3	24125-38201	24125-38201	24125-38201	24125-38201	BUSH, counter shaft	1		
4	24221-29B00	24221-29B00	24221-29B00	24221-29B00	GEAR, 2nd drive	1		3
5	24231HG5100	24231HG5100	24231HG5100	24231HG5100	GEAR, 4th drive	1		3
6	24251-05202	24251-05202	24251-05202	24251-05202	GEAR, 5th drive	1		3
7	09380-20009	09380-20009	09380-20009	09380-20009	CIRCLIP, 5th drive gear	1		40
8	08110-63040	08110-63040	08110-63040	08110-63040	BEARING, counter shaft R	1		5
9	09263H15019	09263H15019	09263H15019	09263H15019	BEARING, counter shaft L	1		5
10	24741HG5100	24741HG5100	24741HG5100	24741HG5100	RETAINER, counter shaft bearing	1		10
11	02122-06128	02122-06128	02122-06128	02122-06128	SCREW, counter shaft bearing retainer	1		60
12	09140-16017	09140-16017	09140-16017	09140-16017	NUT, engine sprocket(M21)	1		5
13	24311-29B00	24311-29B00	24311-29B00	24311-29B00	GEAR, 1st driven	1		3
14	08211-15251	08211-15251	08211-15251	08211-15251	THRUST WASHER, 1st driven gear L	1		10
15	09263H15002	09263H15002	09263H15002	09263H15002	BEARING, 1st driven gear	2		5
16	24320-29B00	24320-29B00	24320-29B00	24320-29B00	GEAR COMP, 2nd driven	1		3
17	09380-20009	09380-20009	09380-20009	09380-20009	CIRCLIP, 4th driven gear	2		
18	24331HG5100	24331HG5100	24331HG5100	24331HG5100	GEAR, 3rd driven	1		3
19	09167-20011	09167-20011	09167-20011	09167-20011	THRUST WASHER, 4th driven gear	1		8
20	24341HG5100	24341HG5100	24341HG5100	24341HG5100	GEAR, 4th driven	1		3
21	24351-05201	24351-05201	24351-05201	24351-05201	GEAR, 5th driven	1		3
22	09160H20011	09160H20011	09160H20011	09160H20011	WASHER, oil sealing	1		
23	09263H15015	09263H15015	09263H15015	09263H15015	BEARING, drive shaft R	1		
24	09262H22016	09262H22016	09262H22016	09262H22016	BEARING, drive shaft L(22×56×16)	1		5
25	24741HG5100	24741HG5100	24741HG5100	24741HG5100	RETAINER, drive shaft bearing	1		
26	02122-06128	02122-06128	02122-06128	02122-06128	SCREW, drive shaft bearing retainer(M6×12)	1		
27	09283-27010	09283-27010	09283-27010	09283-27010	OIL SEAL, drive shaft(40×6)	1		5

FIG 15

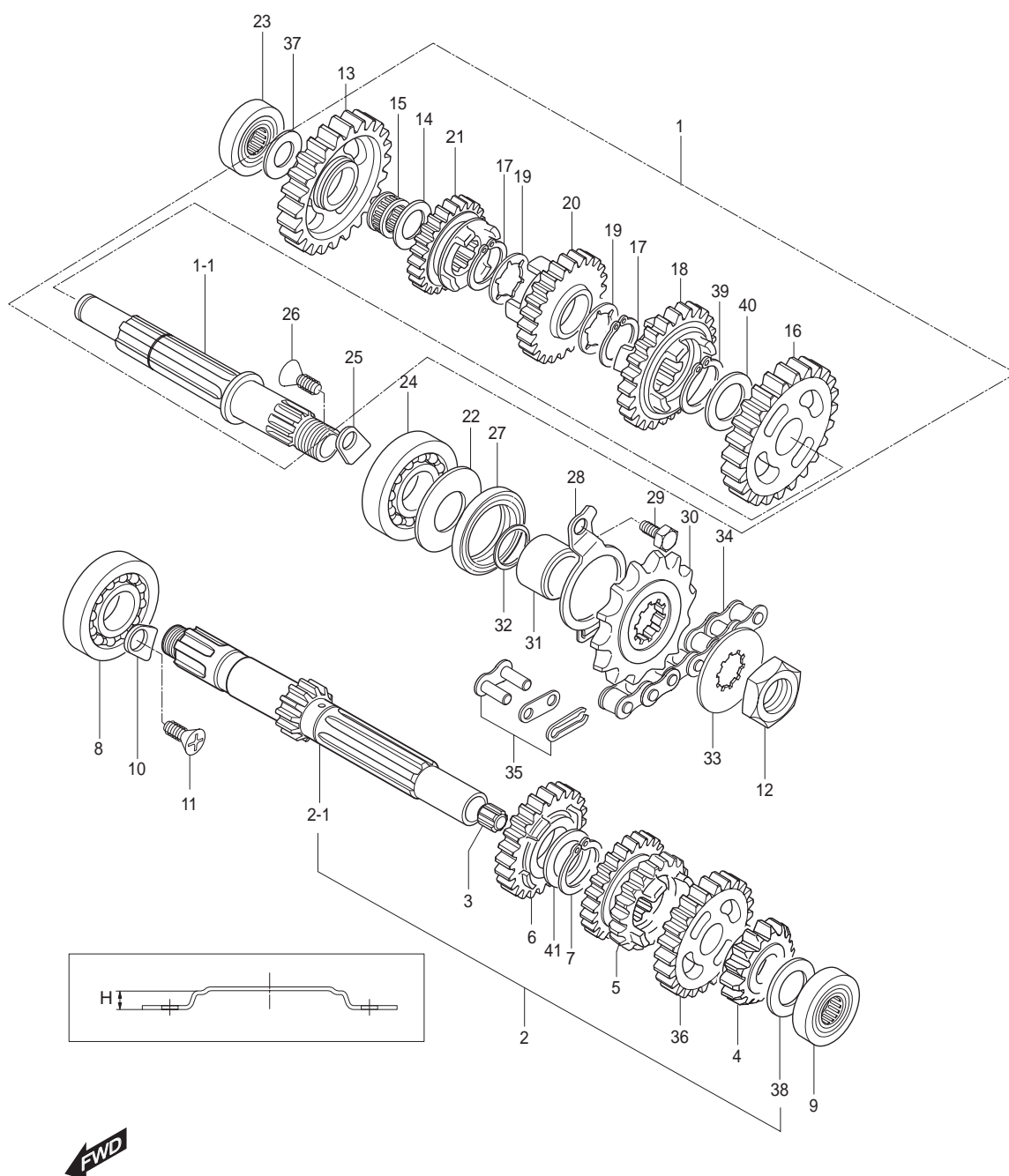


FIG 15. TRANSMISSION


REF.	PARTS NO.				PARTS NAME	Q`TY	REMARKS	REC. Q`TY
NO.	 SEU01	SF01	SG01	SS01				(PCS)
28	24751HG5102	24751HG5102	24751HG5102	24751HG5102	RETAINER, drive shaft oil seal	1		5
29	01107-06106	01107-06106	01107-06106	01107-06106	BOLT, drive shaft oil seal retainer(M6×10)	2		
30	27510H41732	27510H41732	27510H41732	27510H41732	SPROCKET COMP, engine 14T	1		3
31	27531HJ8201	27531HJ8201	27531HJ8201	27531HJ8201	SPACER, engine sprocket	1		
32	09280-19005	09280-19005	09280-19005	09280-19005	O-RING, engine sprocket(29×2.4)	1		
33	09167-20006	09167-20006	09167-20006	09167-20006	LOCK WASHER, engine sprocket	1		
34	27600HM7900	27600HM7900	27600HM7900	27600HM7900	CHAIN ASS'Y, drive 136 Link	1		10
35	27620H93B00	27620H93B00	27620H93B00	27620H93B00	JOINT, chain	1	NOT SALE	
36	24231HG5100	24231HG5100	24231HG5100	24231HG5100	GEAR COMP, 3rd drive	1		3
37	09180H15029	09180H15029	09180H15029	09180H15029	SPACER, drv shaft R	1		
38	09180H15031	09180H15031	09180H15031	09180H15031	SPACER, count shaft L	1		
39	09380-20009	09380-20009	09380-20009	09380-20009	CILCLIP, 2nd driven gear	1		
40	08211-22281	08211-22281	08211-22281	08211-22281	WASHER, 2nd driven gear	1	NOT SALE	
41	08211-22281	08211-22281	08211-22281	08211-22281	WASHER, 5th drive gear thrust	1	NOT SALE	

FIG 16

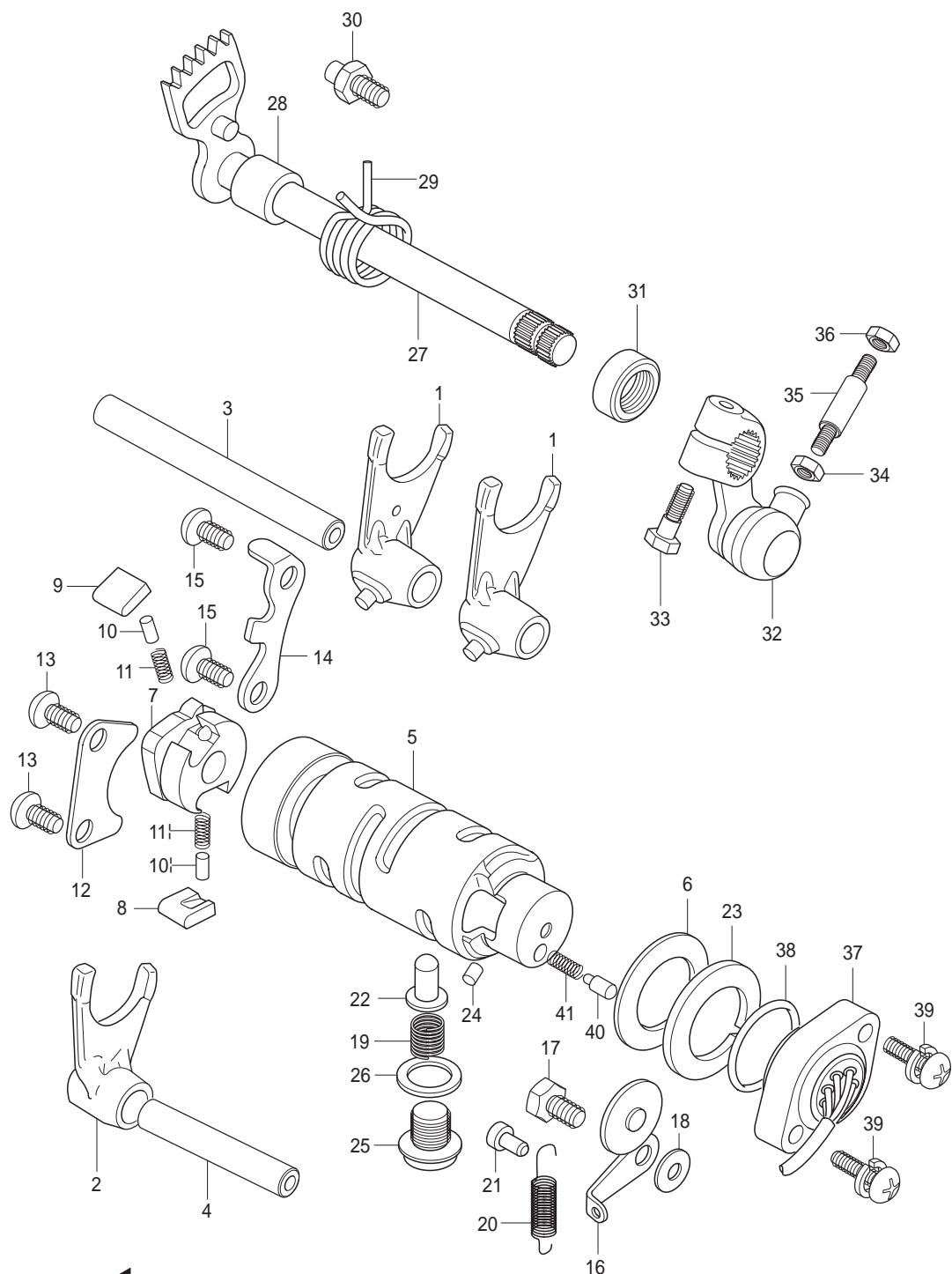


FIG 16. GEAR SHIFTING


REF.	PARTS NO.				PARTS NAME	Q'TY	REMARKS	REC. Q'TY
NO.	 SEU01	SF01	SG01	SS01				(PCS)
1	25211-05200	25211-05200	25211-05200	25211-05200	FORK, gear shift No.1	2		6
2	25231-05201	25231-05201	25231-05201	25231-05201	FORK, gear shift No.3	1		3
3	25411-05201	25411-05201	25411-05201	25411-05201	SHAFT, gear shift fork No.1	1		3
4	25421-35403	25421-35403	25421-35403	25421-35403	SHAFT, gear shift fork No.2	1		3
5	25310HG5100	25310HG5100	25310HG5100	25310HG5100	CAM COMP, gear shift	1		3
6	08211-25401	08211-25401	08211-25401	08211-25401	WASHER, gear shift cam	1		
7	25322-31301	25322-31301	25322-31301	25322-31301	GEAR, gear shift cam driven	1		
8	25323-34201	25323-34201	25323-34201	25323-34201	PAWL, gear shift No.1	1		
9	25324-34201	25324-34201	25324-34201	25324-34201	PAWL, gear shift No.2	1		
10	09261-05003	09261-05003	09261-05003	09261-05003	PIN, gear shift pawl click	2		
11	09440-04003	09440-04003	09440-04003	09440-04003	SPRING, gear shift pawl return	2		
12	25331-30000	25331-30000	25331-30000	25331-30000	LIFTER, gear shift pawl	1		
13	02122-06128	02122-06128	02122-06128	02122-06128	SCREW, gear shift pawl(M6×12)	2		
14	25341HG5100	25341HG5100	25341HG5100	25341HG5100	GUIDE, gear shift cam	1		
15	02122-06128	02122-06128	02122-06128	02122-06128	SCREW, gear shift pawl lifter(M6×12)	2		
16	25350HG5100	25350HG5100	25350HG5100	25350HG5100	STOPPER COMP, gear shift cam	1		
17	09111-06019	09111-06019	09111-06019	09111-06019	BOLT, gear shift cam stopper(M10×14.6)	1		
18	08211-06141	08211-06141	08211-06141	08211-06141	WASHER, gear shift cam stopper	1		
19	09440H11020	09440H11020	09440H11020	09440H11020	SPRING, gear shift cam stopper	1		
20	09443H08044	09443H08044	09443H08044	09443H08044	SPRING, gear shift cam stopper arm	1		
21	09223-04001	09223-04001	09223-04001	09223-04001	HOOK, gear shift shaft spring	1		
22	25351-30010	25351-30010	25351-30010	25351-30010	STOPPER, gear shift cam neutral	1		
23	25381-45400	25381-45400	25381-45400	25381-45400	PLATE, gear shift cam stopper	1		
24	04221-04069	04221-04069	04221-04069	04221-04069	PIN, gear shift cam stopper plate	1		
25	09247-14026	09247-14026	09247-14026	09247-14026	PLUG, gear shift cam stopper	1		5
26	09168H14003	09168H14003	09168H14003	09168H14003	WASHER, gear shift cam stopper plug	1		
27	25510HG5101	25510HG5101	25510HG5101	25510HG5101	SHAFT COMP, gear shift	1		5
28	09180-12068	09180-12068	09180-12068	09180-12068	SPACER, gear shift shaft	1		
29	09444-26013	09444-26013	09444-26013	09444-26013	SPRING, gear shift shaft return	1		

FIG 16

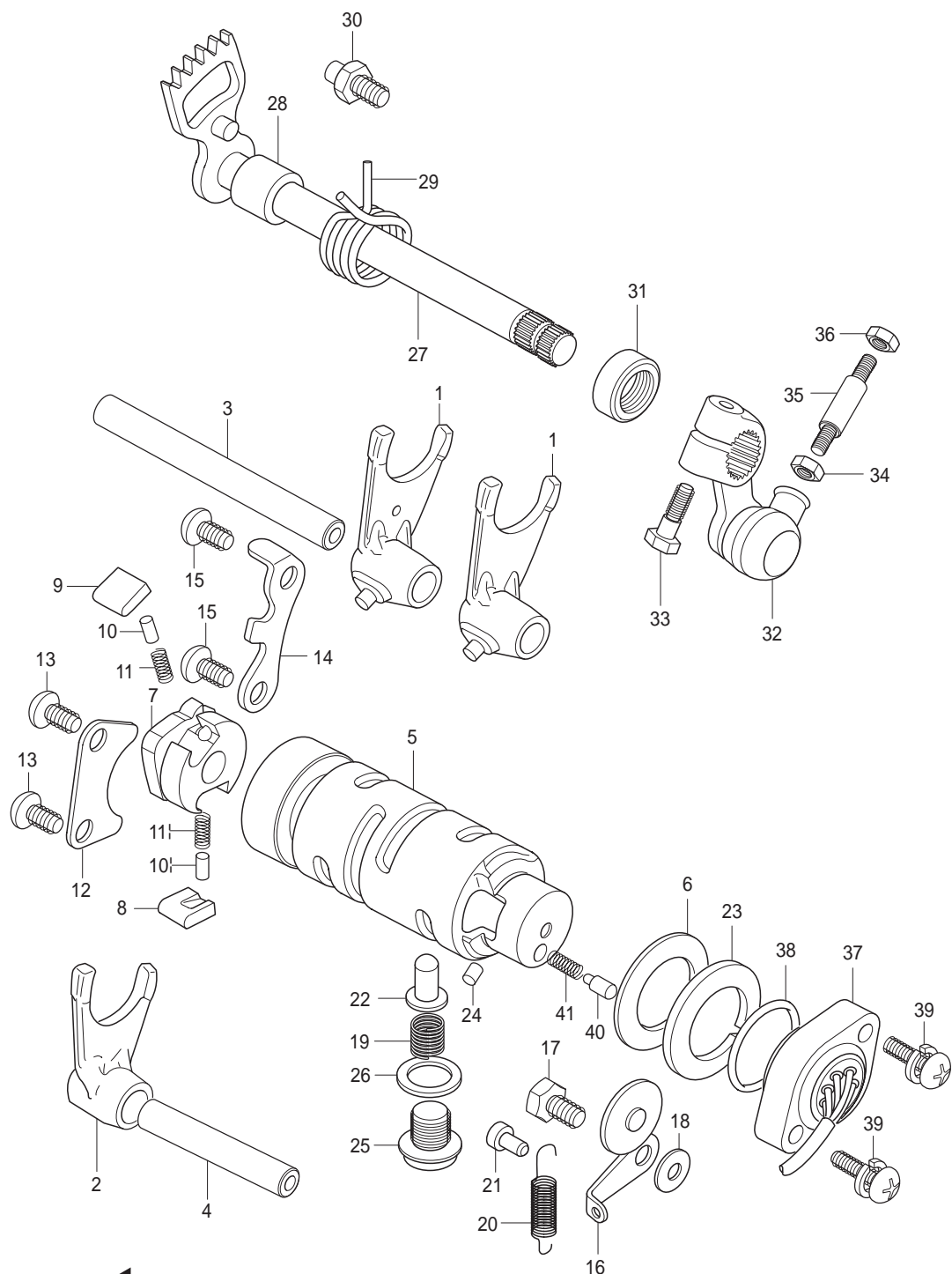


FIG 16. GEAR SHIFTING


REF. NO.	PARTS NO.				PARTS NAME	Q`TY	REMARKS	REC. Q`TY (PCS)
	 SEU01	SF01	SG01	SS01				
30	25671-01000	25671-01000	25671-01000	25671-01000	STOPPER, gear shift arm	1		
31	09285-12002	09285-12002	09285-12002	09285-12002	OIL SEAL, gear shift shaft(22×9)	1		
32	25520-32C00	25520-32C00	25520-32C00	25520-32C00	ARM COMP, gear shift link	1		
33	01107-06208	01107-06208	01107-06208	01107-06208	BOLT, gear shift link arm(M6× 20)	1		
34	08310-11068	08310-11068	08310-11068	08310-11068	NUT, gear shift link rod R(M6)	1		
35	25525HM8100	25525HM8100	25525HM8100	25525HM8100	ROD, gear shift link	1		
35~1	25525HM8101	25525HM8101	25525HM8101	25525HM8101	ROD, gear shift link	1		
35~2	25525HR8320	25525HR8320	25525HR8320	25525HR8320	ROD, gear shift link	1		
36	09140-06011	09140-06011	09140-06011	09140-06011	NUT, gear shift link rod L(M6)	1		
37	37720HG5151	37720HG5151	37720HG5151	37720HG5151	SWITCH ASS`Y, neutral	1		7
38	09280-26003	09280-26003	09280-26003	09280-26003	O-RING, gear shift switch(26.2×2.4)	1		
39	02112-95208	02112-95208	02112-95208	02112-95208	SCREW, gear shift switch(M5×20)	2		
40	09209-05011	09209-05011	09209-05011	09209-05011	CONTACT, gear shift switch	1		
41	09440-04010	09440-04010	09440-04010	09440-04010	SPRING, gear shift switch contact	1		

FIG 17

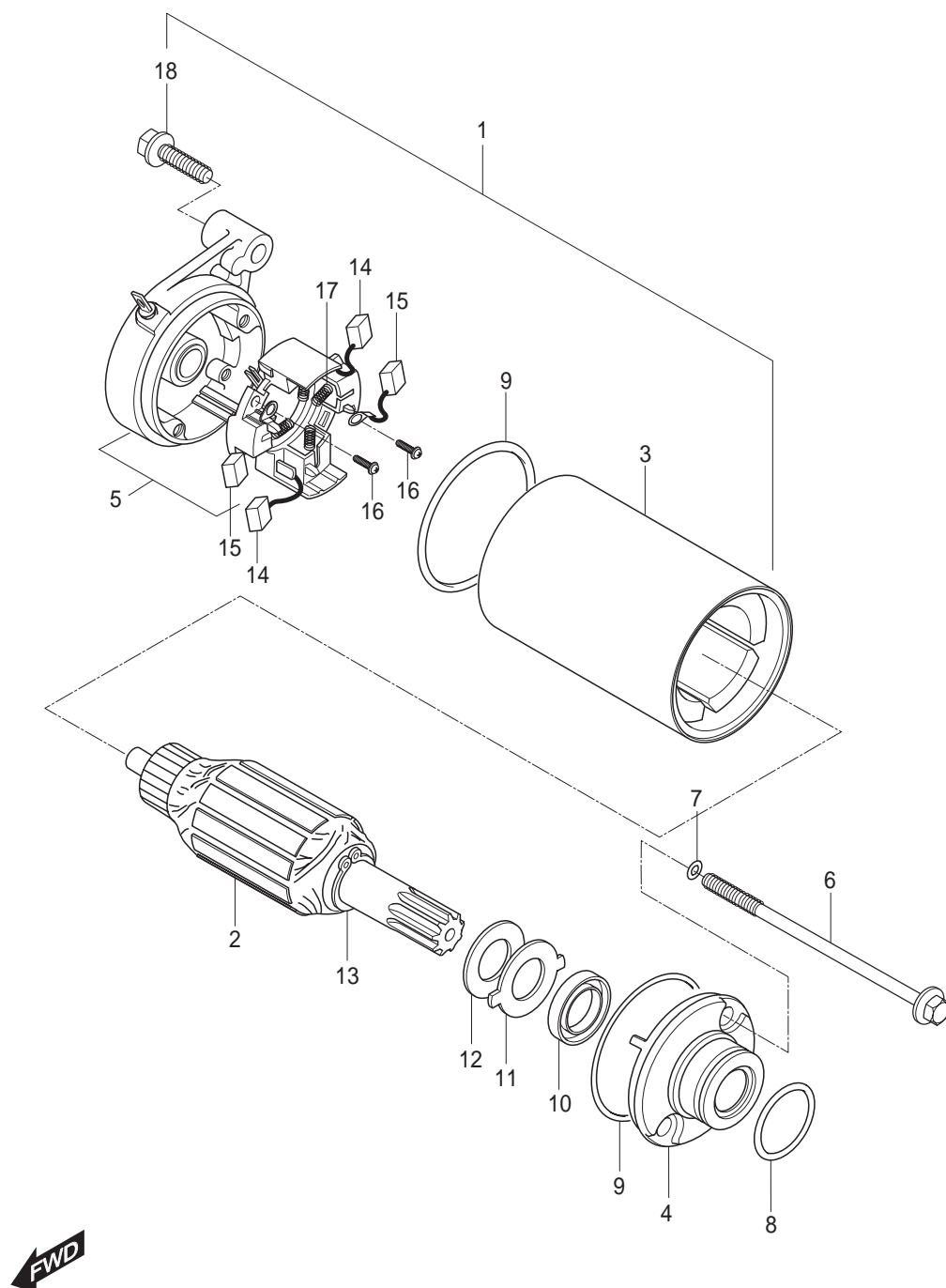


FIG 17. STARTING MOTOR


REF.	PARTS NO.				PARTS NAME	Q`TY	REMARKS	REC. Q`TY
NO.	 SEU01	SF01	SG01	SS01				(PCS)
1	31100HG5100	31100HG5100	31100HG5100	31100HG5100	MOTOR ASS`Y, starting	1		3
2	31310-11D00	31310-11D00	31310-11D00	31310-11D00	ARMATURE ASS`Y, starter	1		
3	31110HD6300	31110HD6300	31110HD6300	31110HD6300	YOKE ASS`Y, starter	1		
4	31150-42A01	31150-42A01	31150-42A01	31150-42A01	HOUSING ASS`Y, starter	1		
5	31175HG5100	31175HG5100	31175HG5100	31175HG5100	FRAME ASS`Y, commutator	1	NOT SALE	
6	31281-32C10	31281-32C10	31281-32C10	31281-32C10	BOLT, through	2		
7	31156-38300	31156-38300	31156-38300	31156-38300	O-RING	2		
8	09280-24001	09280-24001	09280-24001	09280-24001	O-RING	1		
9	31264-35C10	31264-35C10	31264-35C10	31264-35C10	O-RING	2		
10	31153-49210	31153-49210	31153-49210	31153-49210	SEAL, oil	1		
11	31361-32C00	31361-32C00	31361-32C00	31361-32C00	PLATE, lock	1		
12	31361-38300	31361-38300	31361-38300	31361-38300	WASHER, plate lock	1		
13	31361-10200	31361-10200	31361-10200	31361-10200	RING, shaft snap	1		
14	31132-32C10	31132-32C10	31132-32C10	31132-32C10	BRUSH SUB-ASS`Y, starter	2		
15	31131-32C20	31131-32C20	31131-32C20	31131-32C20	BRUSH, starter	2		
16	31114-32C10	31114-32C10	31114-32C10	31114-32C10	SCREW	2		
17	31135-32C10	31135-32C10	31135-32C10	31135-32C10	SPRING, compression coil	4		
18	01547-06308	01547-06308	01547-06308	01547-06308	BOLT, starting motor(M6×30)	2		

FIG 18

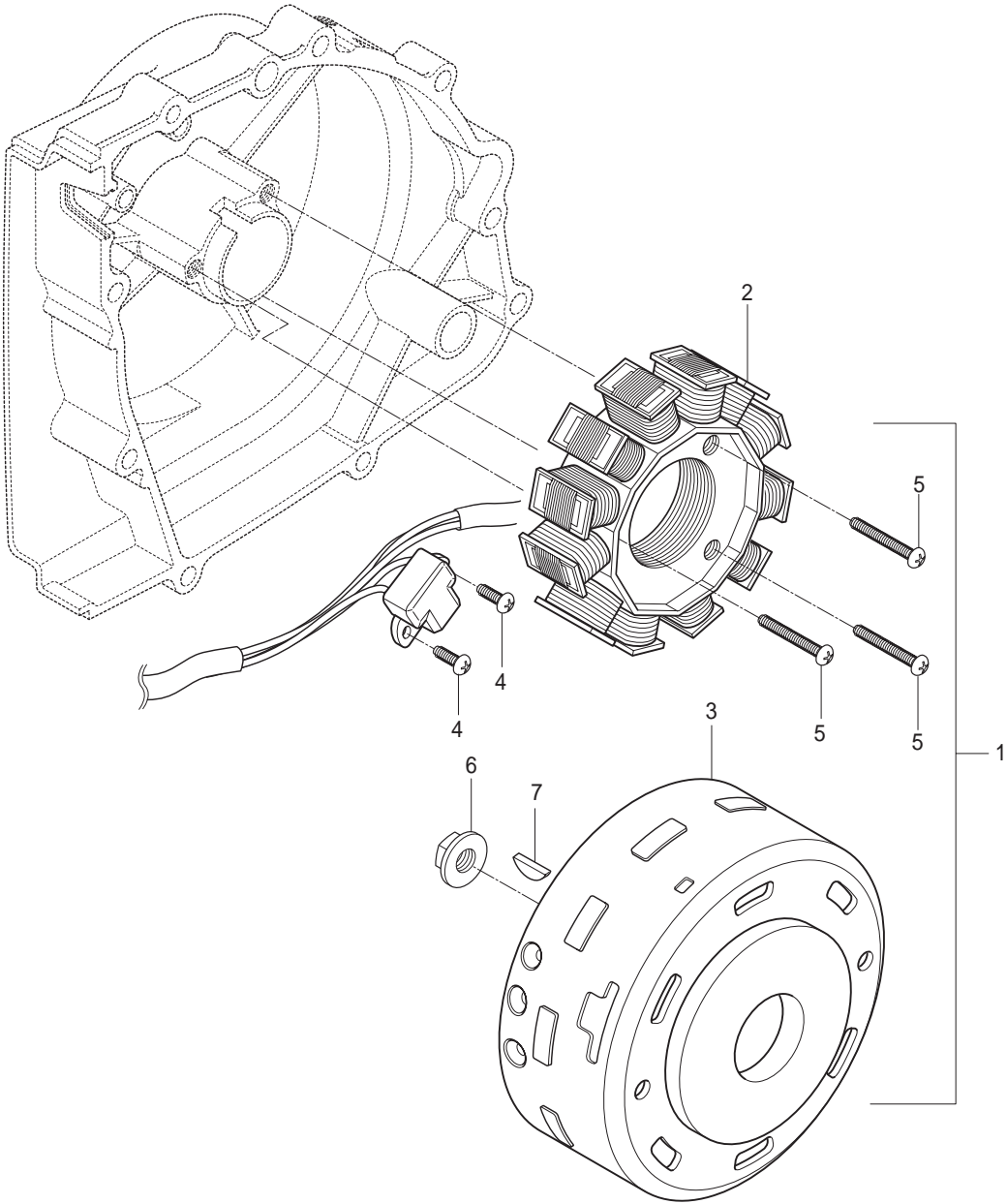


FIG 18. MAGNETO ASS`Y


REF.	PARTS NO.				PARTS NAME	Q`TY	REMARKS	REC. Q`TY
NO.	 SEU01	SF01	SG01	SS01				(PCS)
1	32100HG5101	32100HG5101	32100HG5101	32100HG5101	MAGNETO ASS`Y	1		5
2	32101HG5100	32101HG5100	32101HG5100	32101HG5100	STATOR ASS`Y	1		
3	32102HG5100	32102HG5100	32102HG5100	32102HG5100	ROTOR, fly wheel	1		
4	02112-05128	02112-05128	02112-05128	02112-05128	SCREW, pick-up coil(M5X12)	2		
5	02112-05258	02112-05258	02112-05258	02112-05258	SCREW, magneto stato(M5X25)	3		
6	08316-26128	08316-26128	08316-26128	08316-26128	NUT, magneto fly wheel(M12)	1		
7	08341-31039	08341-31039	08341-31039	08341-31039	KEY, magneto	1		

FIG 19

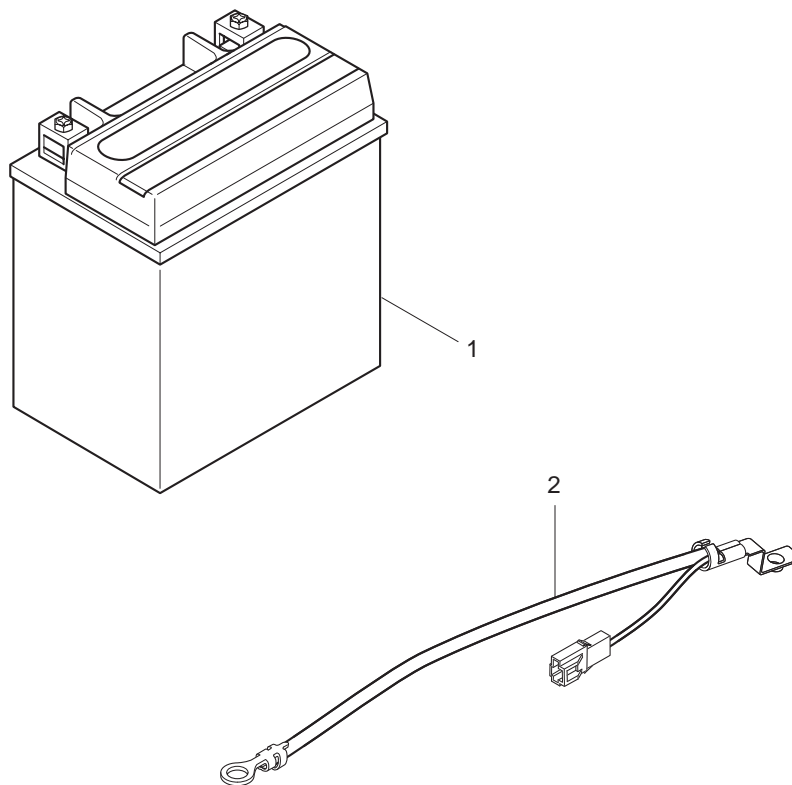


FIG 19. BATTERY


REF.	PARTS NO.				PARTS NAME	Q`TY	REMARKS	REC. Q`TY
NO.	 SEU01	SF01	SG01	SS01				(PCS)
1	33610HM8100	33610HM8100	33610HM8100	33610HM8100	BATTERY ASS`Y(12V 12Ah. STX14-BS)	1		
2	33860HM8101	33860HM8101	33860HM8101	33860HM8101	LEAD WIRE, battery minus(-)	1		

FIG 20

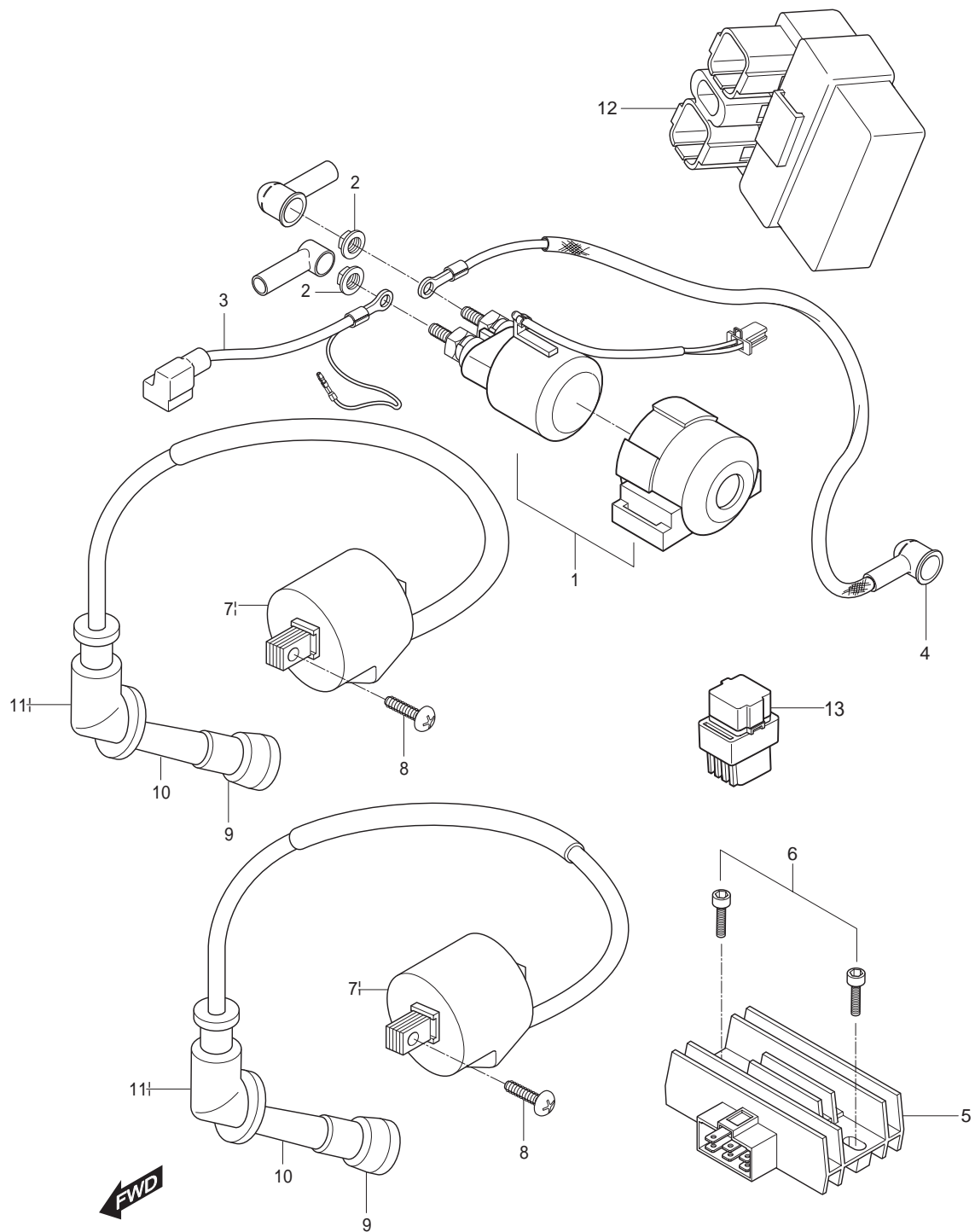


FIG 20. ELECTRICAL


REF.	PARTS NO.				PARTS NAME	Q'TY	REMARKS	REC. Q'TY
NO.	 SEU01	SF01	SG01	SS01				(PCS)
1	31800HG5100	31800HG5100	31800HG5100	31800HG5100	RELAY ASS'Y, starting motor	1		10
2	08316-26066	08316-26066	08316-26066	08316-26066	NUT, starter motor relay terminal	2		
3	33840HM8101	33840HM8101	33840HM8101	33840HM8101	LEAD WIRE, battery plus(+)	1		
4	33850HM8100	33850HM8100	33850HM8100	33850HM8100	LEAD WIRE, starter motor	1		
5	32800H01413	32800H01413	32800H01413	32800H01413	RECTIFIER regulator ASS'Y	1		10
6	07110-06208	07110-06208	07110-06208	07110-06208	BOLT, rectifier	2		
7	33410HM8100	33410HM8100	33410HM8100	33410HM8100	COIL ASS'Y, ignition	2		10
8	09128-06035	09128-06035	09128-06035	09128-06035	BOLT, ignition coil(M6× 20)	2		
9	33541-23E01	33541-23E01	33541-23E01	33541-23E01	SEAL, spark plug	2		
10	33510-05C01	33510-05C01	33510-05C01	33510-05C01	CAP, spark plug	2		10
11	33542-24D00	33542-24D00	33542-24D00	33542-24D00	SEAL, high tention cord	2		
12	32900HM8153	32900HM8153	32900HM8153	32900HM8153	CDI UNIT	1		10
13	38740HM5401	38740HM5401	38740HM5401	38740HM5401	RELAY ASS'Y, fuel pump	1		

FIG 21

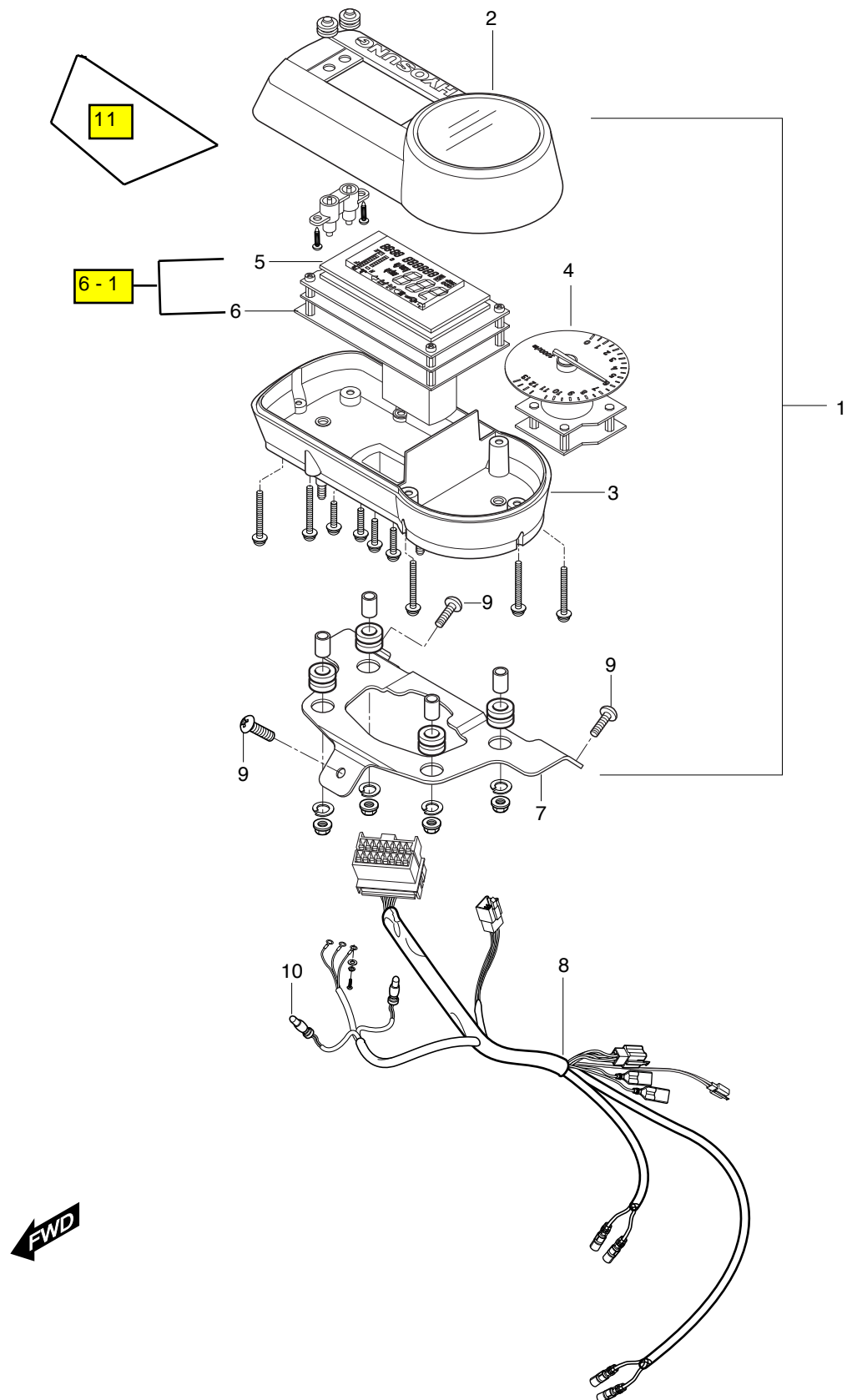


FIG 21. SPEEDOMETER ASS'Y


REF.	PARTS NO.				PARTS NAME	Q'TY	REMARKS	REC. Q'TY
NO.	 SEU01	SF01	SG01	SS01				(PCS)
1	34100HR8300	34100HR8300	34100HR8300	34100HR8300	SPEEDOMETER ASS'Y	1		5
2	34150HP9200	34150HP9200	34150HP9200	34150HP9200	WINDOWS, case	1		
3	34160HP9200	34160HP9200	34160HP9200	34160HP9200	CASE SUB, housing	1		
4	34121HR8300	34121HR8300	34121HR8300	34121HR8300	TACHOMETER ASSY, movement	1		
5	34500HR8300	34500HR8300	34500HR8300	34500HR8300	PISPLAY ASS'Y, speedometer	1	"NOT SALE"	
6	34600HR8300	34600HR8300	34600HR8300	34600HR8300	PCB ASS'Y, speedometer	1	"NOT SALE"	
6-1	34111HR8301	34111HR8301	34111HR8301	34111HR8301	SPEEDOMETER COMP	1		
7	34950HP9200	34950HP9200	34950HP9200	34950HP9200	BRACKET, speedometer	1		
8	34170HP9201	34170HP9201	34170HP9201	34170HP9201	WIRING ASS'Y, speedometer	1		
9	01517-06208	01517-06208	01517-06208	01517-06208	BOLT, speedometer bracket	3		10
10	09471-12072	09471-12072	09471-12072	09471-12072	BULB (12V 1.7W T6.5)	2		
11	94647HP9200	94647HP9200	94647HP9200	94647HP9200	CUSHION, Exclude Light	1		

FIG.22

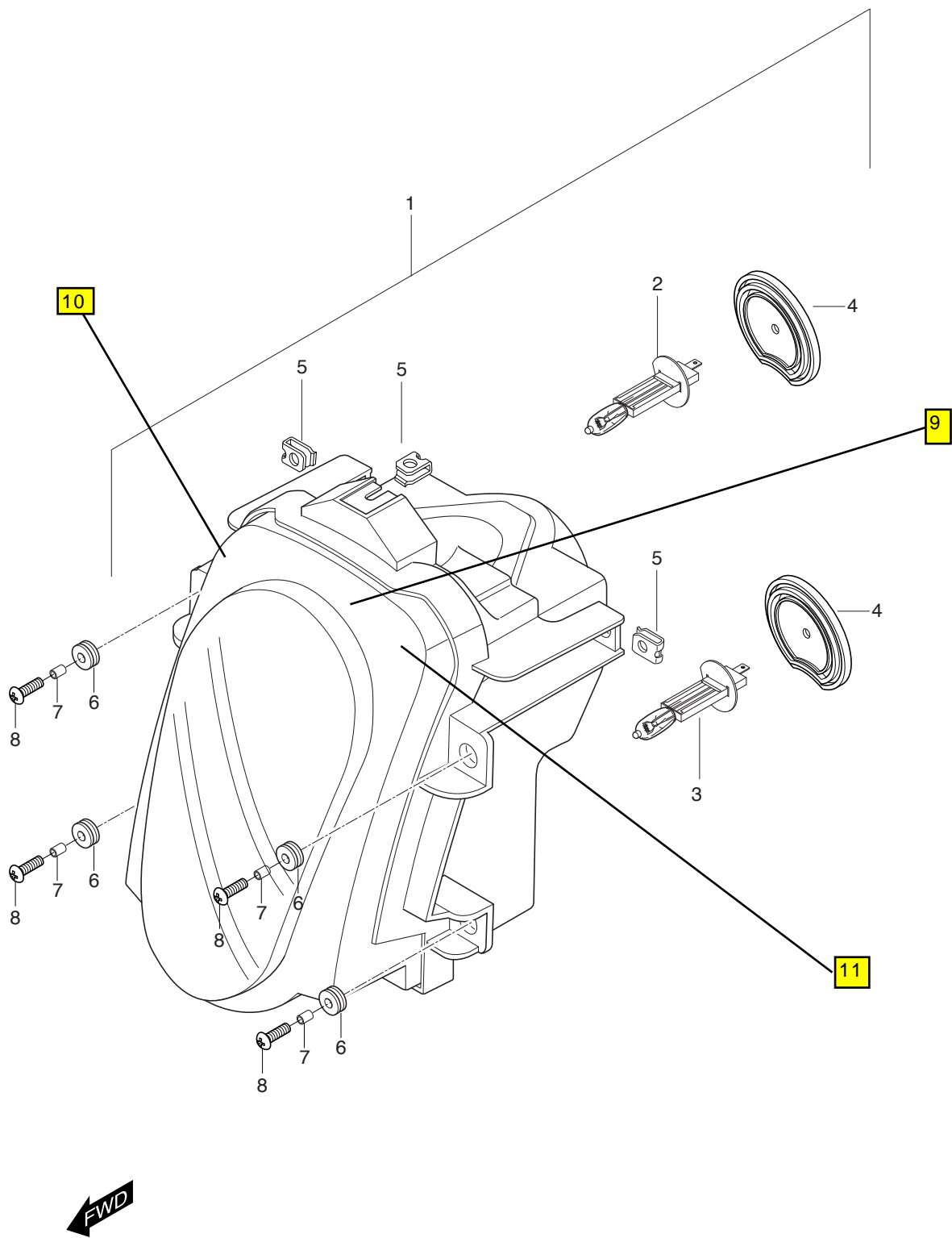


FIG 22. HEAD LAMP


REF.	PARTS NO.				PARTS NAME	Q`TY	REMARKS	REC. Q`TY
NO.	 SEU01	SF01	SG01	SS01				(PCS)
1	35100HR8351	35100HR8351	35100HR8351	35100HR8351	HEAD LAMP ASS`Y	1		5
2	09471H12250	09471H12250	09471H12250	09471H12250	BULB, head lamp hi(12v H1:55w))	1		10
3	09471H12230	09471H12230	09471H12230	09471H12230	BULB, head lamp hi(12v H3:55w))	1		10
4	35173HP9200	35173HP9200	35173HP9200	35173HP9200	DUST COVER	2		
5	09148-05039	09148-05039	09148-05039	09148-05039	NUT, head lamp speedometer	3		45
6	09320-09016	09320-09016	09320-09016	09320-09016	CUSHION, head lamp & brace comp	4		
7	09180-06011	09180-06011	09180-06011	09180-06011	SPACER, head lamp & brace comp	4		10
8	09136-06113	09136-06113	09136-06113	09136-06113	BOLT, head lamp & brace comp	4		
9	35192HP9200	35192HP9200	35192HP9200	35192HP9200	CUSHION, Head Lamp	1		5
10	35193HP9200	35193HP9200	35193HP9200	35193HP9200	TAPE, Cushion Head Lamp R	1		5
11	35194HP9200	35194HP9200	35194HP9200	35194HP9200	TAPE, Cushion Head Lamp L	1		5

FIG 23

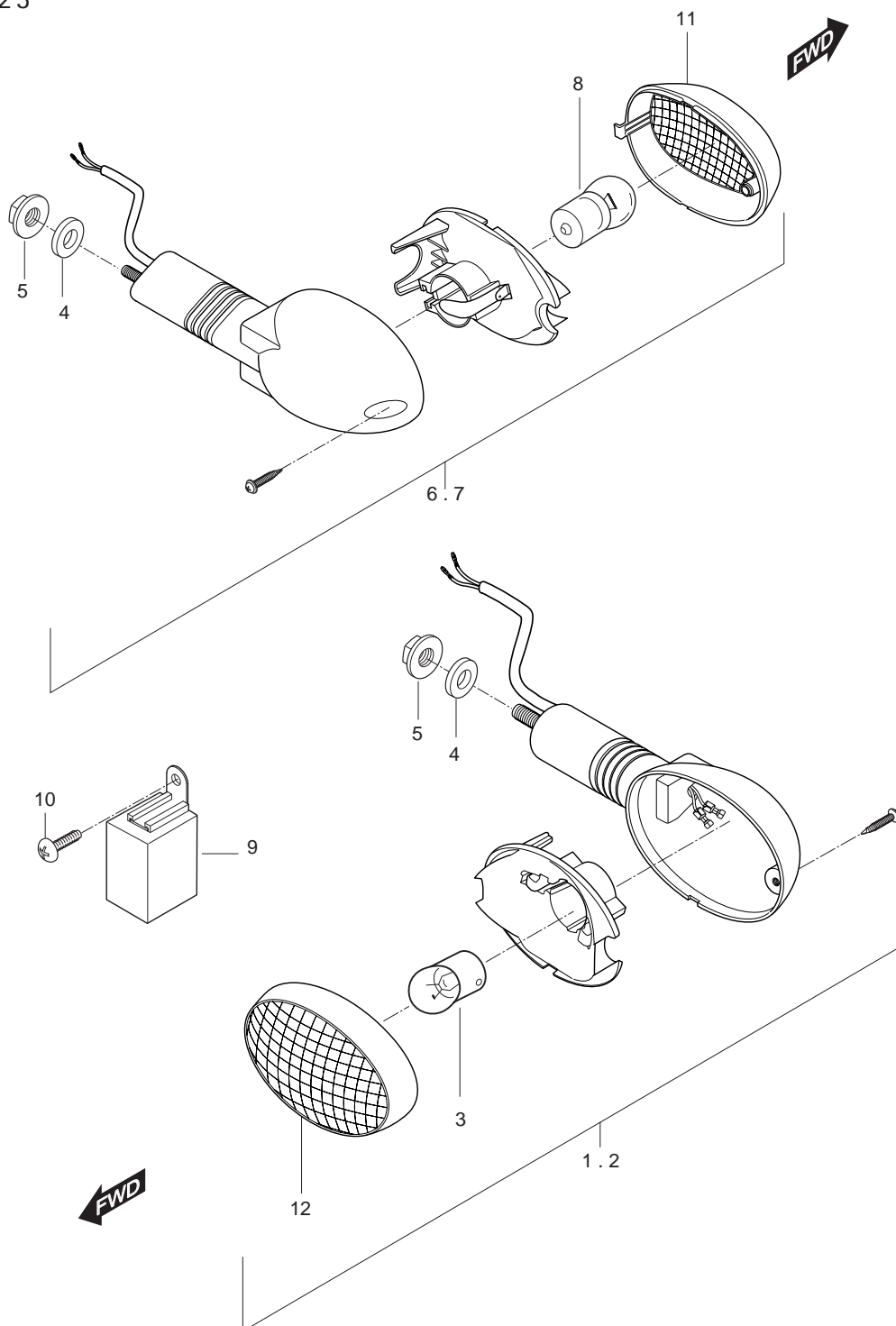


FIG 23. FRONT TURN SIGNAL LAMP


REF.	PARTS NO.				PARTS NAME	Q`TY	REMARKS	REC. Q`TY
NO.	 SEU01	SF01	SG01	SS01				(PCS)
1	35601HR7900	35601HR7900	35601HR7900	35601HR7900	LAMP ASS'Y, FT turnsignal R	1		10
2	35602HR7900	35602HR7900	35602HR7900	35602HR7900	LAMP ASS'Y, FT turnsignal L	1		10
3	09471H12112	09471H12112	09471H12112	09471H12112	BULB, FT turnsignal lamp(12V, 10W)	2		
4	09160-06019	09160-06019	09160-06019	09160-06019	WASHER, FT turnsignal lamp	4		
5	08316-26066	08316-26066	08316-26066	08316-26066	NUT, FT turnsignal lamp	4		
6	35603HR8600	35603HR8600	35603HR8600	35603HR8600	LAMP ASS'Y, RR turnsignal R	1		10
7	35604HR8600	35604HR8600	35604HR8600	35604HR8600	LAMP ASS'Y, RR turnsignal L	1		10
8	09471H12112	09471H12112	09471H12112	09471H12112	BULB, RR turnsignal lamp(12V, 10W)	2		
9	38610HL7300	38610HL7300	38610HL7300	38610HL7300	RELAY ASS'Y, turnsignal	1		
10	01517-06206	01517-06206	01517-06206	01517-06206	BOLT, turnsignal, relay	1		
11	35612HR7900	35612HR7900	35612HR7900	35612HR7900	LENS, FT turnsignal R	1		40
12	35632HR7900	35632HR7900	35632HR7900	35632HR7900	LENS, FT turnsignal L	1		40
13	35652HR7800	35652HR7800	35652HR7800	35652HR7800	LENS, RR turnsignal R	1		40
14	35672HR7800	35672HR7800	35672HR7800	35672HR7800	LENS, RR turnsignal L	1		40

FIG 24

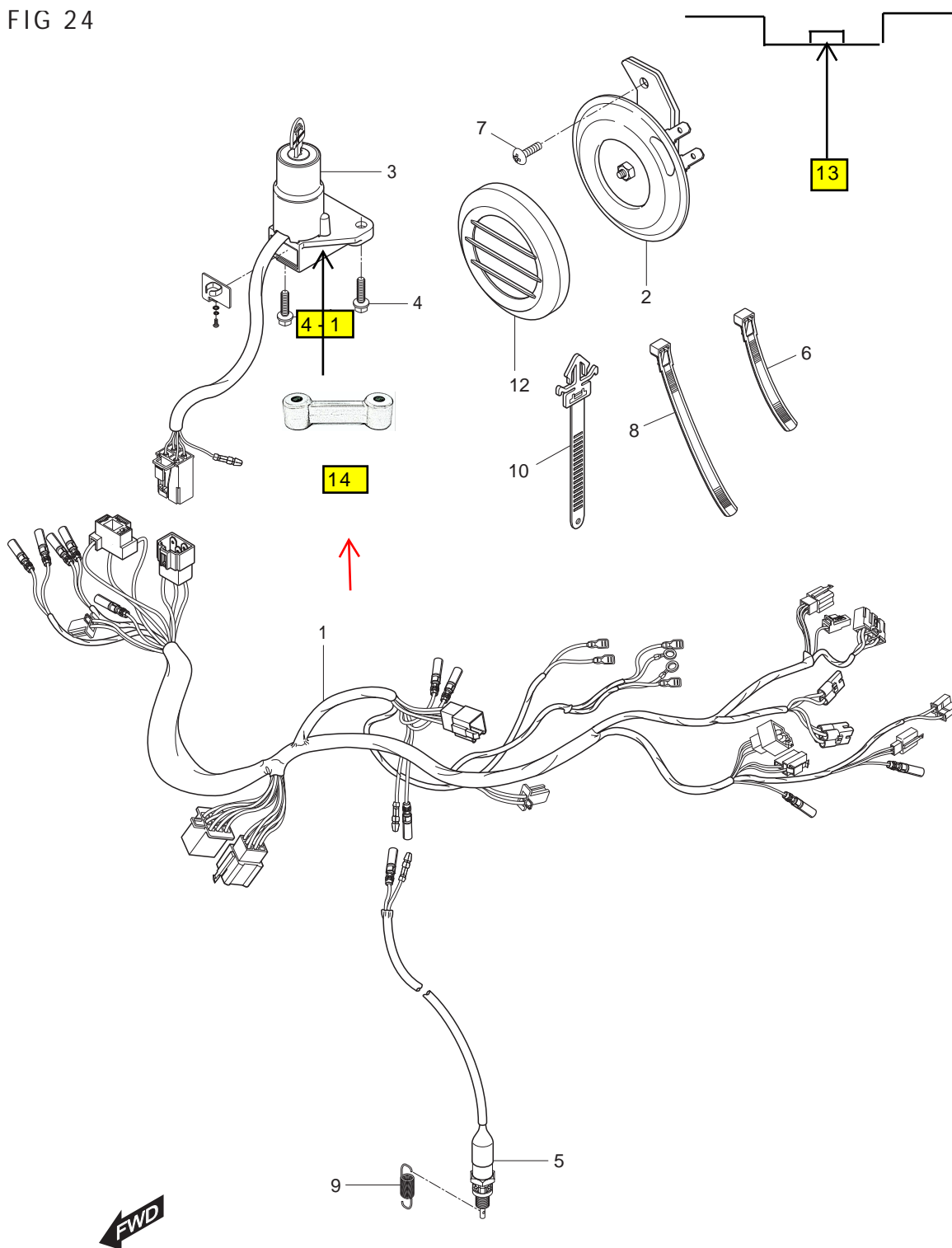


FIG 24. WIRING HARNESS


REF.	PARTS NO.				PARTS NAME	Q`TY	REMARKS	REC. Q`TY
NO.	 SEU01	SF01	SG01	SS01				(PCS)
1	36610HR8351	36610HR8351	36610HR8351	36610HR8351	HARNESS, wiring	1		5
2	38500HR8300	38500HR8300	38500HR8300	38500HR8300	HORN ASS`Y	1		10
3	37000HP9200	37000HP9200	37000HP9200	37000HP9200	LOCK ASS;ßY, steering	1		5
4	01517-06168	01517-06168	01517-06168	01517-06168	BOLT, steering lock	2		
4-1	09139H06016	09139H06016	09139H06016	09139H06016	BOLT, steering lock	1		
5	37740HN9100	37740HN9100	37740HN9100	37740HN9100	SWITCH ASS`Y, brake lamp	1		
6	09407-14403	09407-14403	09407-14403	09407-14403	CLAMP, wiring harness	8		
7	02112-46168	02112-46168	02112-46168	02112-46168	SCREW, horn	1		
8	09407-22402	09407-22402	09407-22402	09407-22402	CLAMP, wiring harness	2		
9	09443H06006	09443H06006	09443H06006	09443H06006	SPRING	1		
10	09407-14408	09407-14408	09407-14408	09407-14408	CLAMP, wiring harness	5		
11	41495HN9101	41495HN9101	41495HN9101	41495HN9101	GUIDE CLAMP, horn	3		
12	38510H93B00	38510H93B00	38510H93B00	38510H93B00	COVER HORN	1		
13	38520HR8300	38520HR8300	38520HR8300	38520HR8300	BRACKET ,HORN	1		
14	37550HP9200	37550HP9200	37550HP9200	37550HP9200	SPACER,STEERING LOCK	1		5

FIG 25

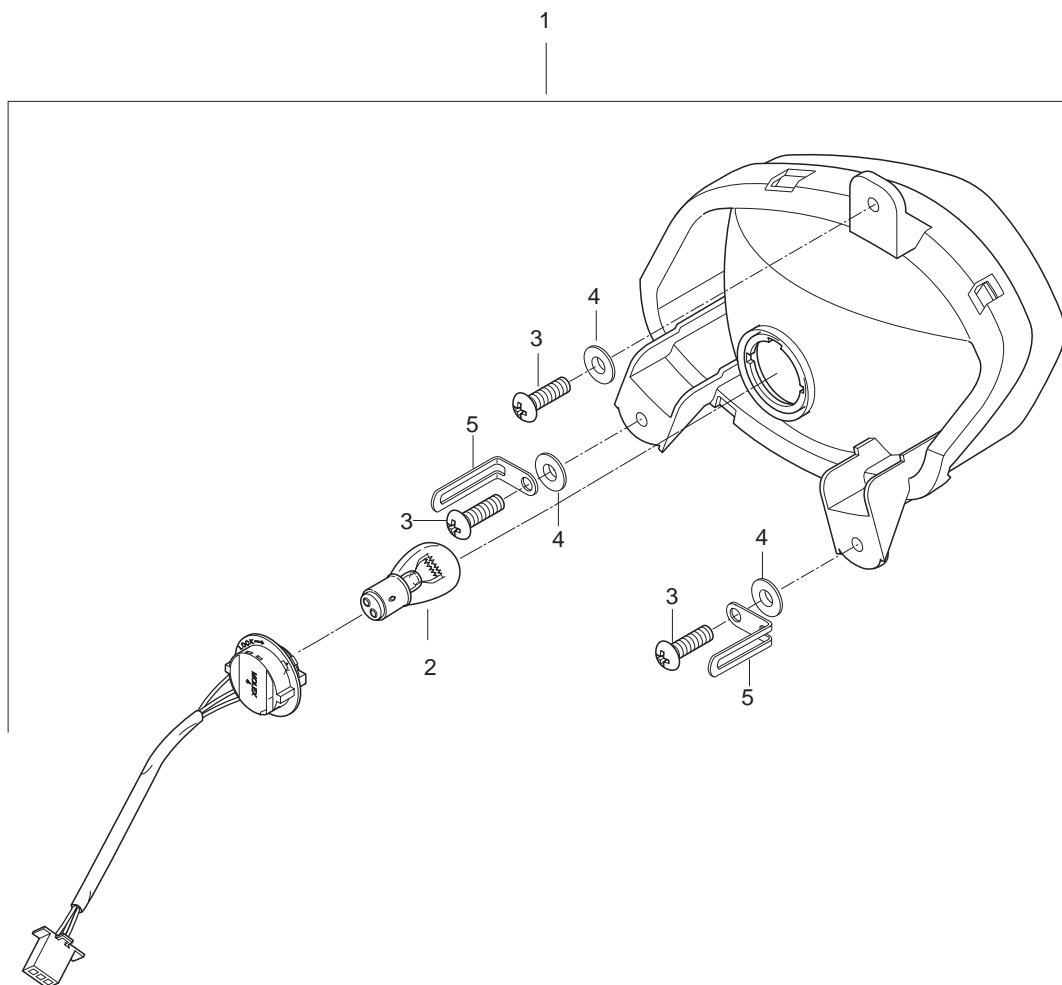


FIG 25. REAR COMBINATION


REF.	PARTS NO.				PARTS NAME	Q`TY	REMARKS	REC. Q`TY
NO.	 SEU01	SF01	SG01	SS01				(PCS)
1	35710HM8152	35710HM8152	35710HM8152	35710HM8152	LAMP ASS`Y, tail & stop	1		10
2	09471-12047	09471-12047	09471-12047	09471-12047	BULB, tail & stop(12V 21/5W)	1		
3	03241-05166	03241-05166	03241-05166	03241-05166	SCREW, tail & stop	3		
4	09160-05017	09160-05017	09160-05017	09160-05017	WASHER, tail & stop	3		
5	09404-06401	09404-06401	09404-06401	09404-06401	CLAMP, tail & stop	2		

FIG 26

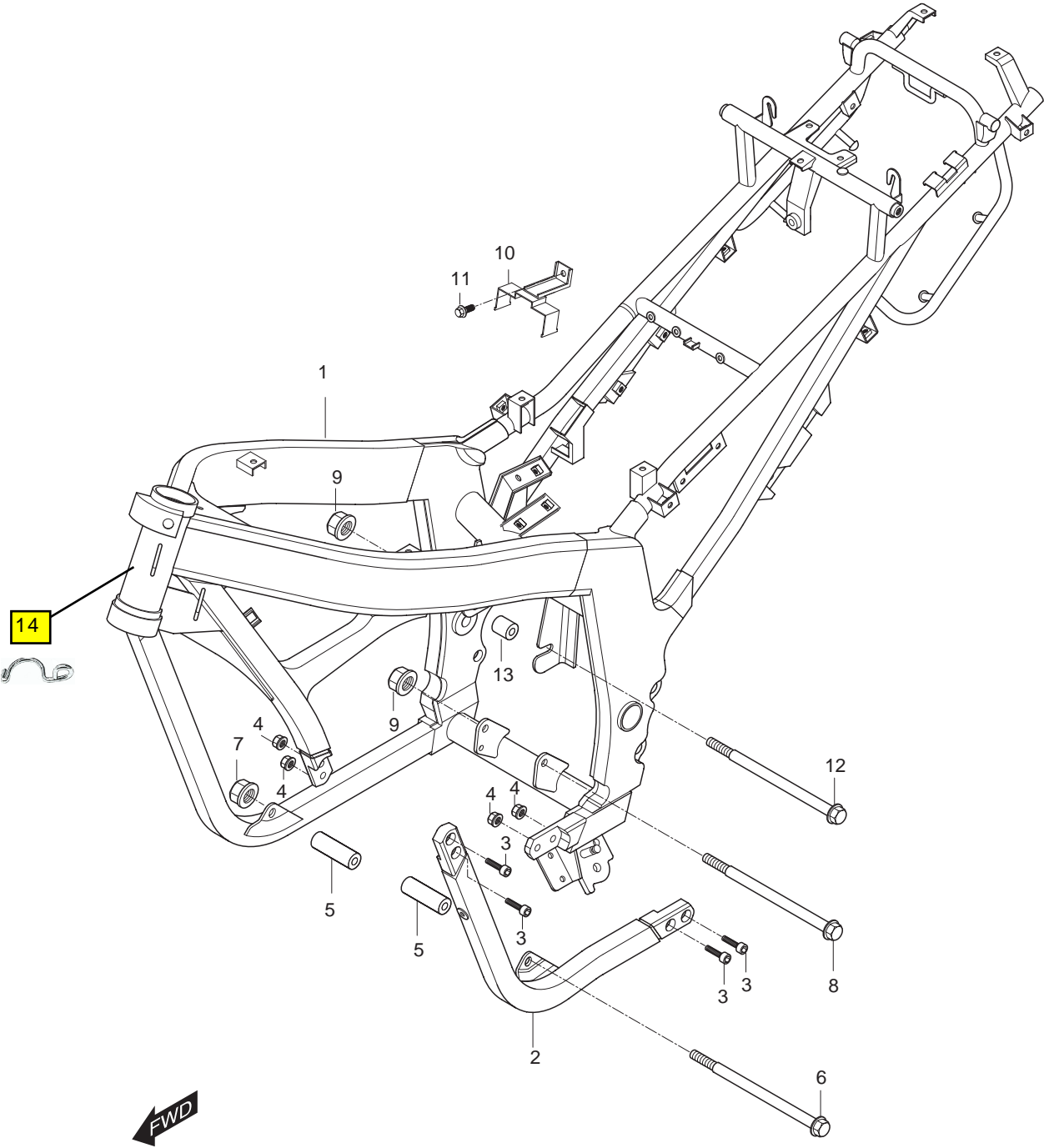


FIG 26. FRAME


REF.	PARTS NO.				PARTS NAME	Q`TY	REMARKS	REC. Q`TY
NO.	 SEU01	SF01	SG01	SS01				(PCS)
1	41100HS7790PAM	41100HS7790PAM	41100HS7790PAM	41100HS7790PAM	FRAME COMP(Black Color)	1		1
2	41150HR8300PAM	41150HR8300PAM	41150HR8300PAM	41150HR8300PAM	TUBE COMP, frame down L(Black)	1		5
3	07110-08258	07110-08258	07110-08258	07110-08258	BOLT, frame joint	4		
4	08316-16088	08316-16088	08316-16088	08316-16088	NUT, frame joint	4		
5	41161HM8100	41161HM8100	41161HM8100	41161HM8100	SPACER, frame & engine front L=59	2		
6	09103H10099	09103H10099	09103H10099	09103H10099	BOLT, frame & engine frontL=228	1		
7	08319-31106	08319-31106	08319-31106	08319-31106	NUT, frame & engine front	1		
8	09103H10022	09103H10022	09103H10022	09103H10022	BOLT, frame & engine rear lower L=110	1		
9	08319-31106	08319-31106	08319-31106	08319-31106	NUT, frame & engine rear	1		
10	41320HM8100	41320HM8100	41320HM8100	41320HM8100	PLATE COMP, C D I	1		
11	01517-06206	01517-06206	01517-06206	01517-06206	BOLT, C D I plate	1		
12	09103H10153	09103H10153	09103H10153	09103H10153	BOLT, frame & engine rear upper L=136	1		
13	41171HM8100	41171HM8100	41171HM8100	41171HM8100	SPACER, frame & engine rear upper L=26	1		
14	59451HP9200	59451HP9200	59451HP9200	59451HP9200	GUIDE, FT BK HOSE UPPER	1		

FIG 27

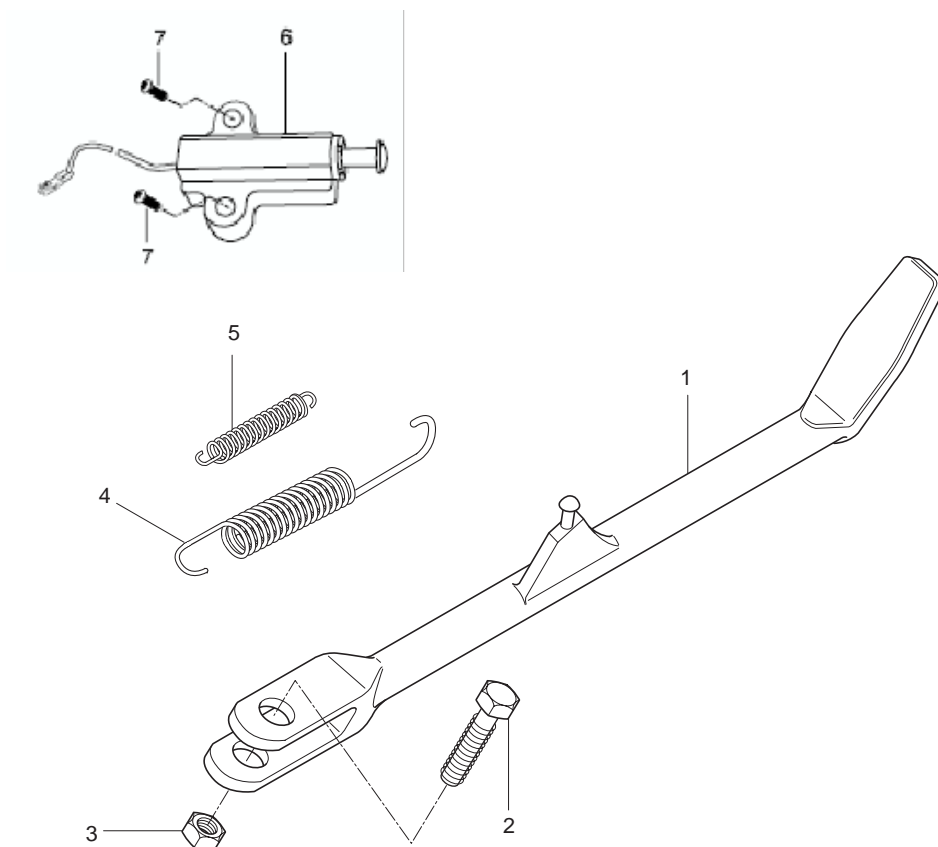


FIG 27. PROP STAND


REF.	PARTS NO.				PARTS NAME	Q`TY	REMARKS	REC. Q`TY
NO.	 SEU01	SF01	SG01	SS01				(PCS)
1	42310HN9150120	42310HN9150120	42310HN9150120	42310HN9150120	STAND COMP, PROP(Black)	1		5
2	09100-10031	09100-10031	09100-10031	09100-10031	BOLT, prop stand(M10×30)	1		
3	08310-22106	08310-22106	08310-22106	08310-22106	NUT, prop stand(M10)	1		
4	09443-15047	09443-15047	09443-15047	09443-15047	SPRING, prop stand	1		
5	09443-06001	09443-06001	09443-06001	09443-06001	SHIM, prop stand	1		
6	37840HM8100	37840HM8100	37840HM8100	37840HM8100	SWITCH, side stand	1		
7	01517-06205	01517-06205	01517-06205	01517-06205	BOLR, Side Stand Switch	2		

FIG 28

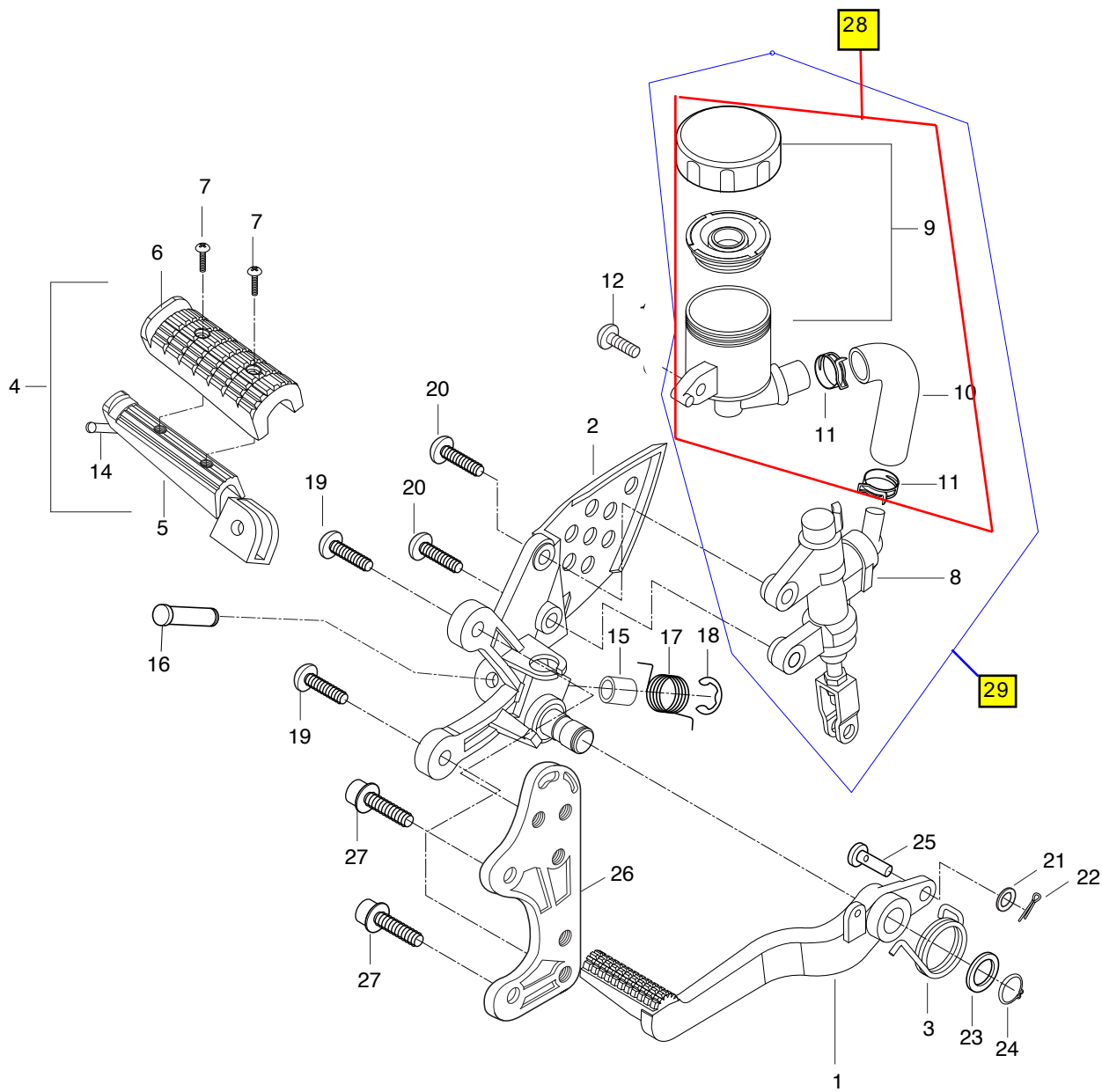


FIG 28. REAR BRAKE


REF.	PARTS NO.				PARTS NAME	Q'TY	REMARKS	REC. Q'TY
NO.	 SEU01	SF01	SG01	SS01				(PCS)
1	43110HM810003P	43110HM810003P	43110HM810003P	43110HM810003P	PEDAL COMP, brake	1		5
2	43530HM810603P	43530HM810603P	43530HM810603P	43530HM810603P	BRACKET COMP, front footrest R	1		5
3	09448H30002	09448H30002	09448H30002	09448H30002	SPRING, brake pedal return	1		5
4	43560HM8100	43560HM8100	43560HM8100	43560HM8100	FOOTREST ASS'Y, front R	1		5
5	43561HM8100	43561HM8100	43561HM8100	43561HM8100	FOOTREST, bar front R	1		
6	43530H30A40	43530H30A40	43530H30A40	43530H30A40	RUBBER COMP, front footrest R	1		
7	02112-05126	02112-05126	02112-05126	02112-05126	SCREW, front footrest	2		
8	69600HM8100	69600HM8100	69600HM8100	69600HM8100	CYLINDER ASS'Y rear master	1		5
9	69740HM8100	69740HM8100	69740HM8100	69740HM8100	TANK ASS'Y reserver	1	NOT SALE	
10	69700HM8101	69700HM8101	69700HM8101	69700HM8101	HOSE ASS'Y reserver	1	NOT SALE	5
11	09400H13001	09400H13001	09400H13001	09400H13001	CLMAP, reserver tank hose	2		
12	01517-06168	01517-06168	01517-06168	01517-06168	BOLT, reserver tank	1		5
14	43533H30A40	43533H30A40	43533H30A40	43533H30A40	BOLT, front footrest bar	1	NOT SALE	
15	09180H08008	09180H08008	09180H08008	09180H08008	SPACER, front footrest	1		10
16	43579HM8101	43579HM8101	43579HM8101	43579HM8101	PIN, front footrest	1		10
17	09448H14007	09448H14007	09448H14007	09448H14007	SPRING, front footrest	1		10
18	08332-11079	08332-11079	08332-11079	08332-11079	E-RING, front footrest	1		10
19	07120-08208	07120-08208	07120-08208	07120-08208	BOLT, front footrest bracket	2		15
20	07120-08258	07120-08258	07120-08258	07120-08258	BOLT, master cylinder	2		40
21	08322-21068	08322-21068	08322-21068	08322-21068	WASHER, rear master cylinder	1		5
22	04111-20208	04111-20208	04111-20208	04111-20208	COTTER PIN, rear master cylinder	1		10
23	09160H15002	09160H15002	09160H15002	09160H15002	WASHER, brake pedal	1		10
24	08331-31159	08331-31159	08331-31159	08331-31159	CIRCLIP, brake pedal	1		10
25	09200H06040	09200H06040	09200H06040	09200H06040	PIN, rear master cylinder	1		5
26	43550HP9201	43550HP9201	43550HP9201	43550HP9201	BRKT, front footrest back step R	2		
27	07120-08258	07120-08258	07120-08258	07120-08258	BOLT,grip handle	2		40
28	69800HN9100	69800HN9100	69800HN9100	69800HN9100	TANK ASS'Y, Master	1		
29	69609HN9100	69609HN9100	69609HN9100	69609HN9100	CYLINDER SET, rear master	1		5

FIG 29

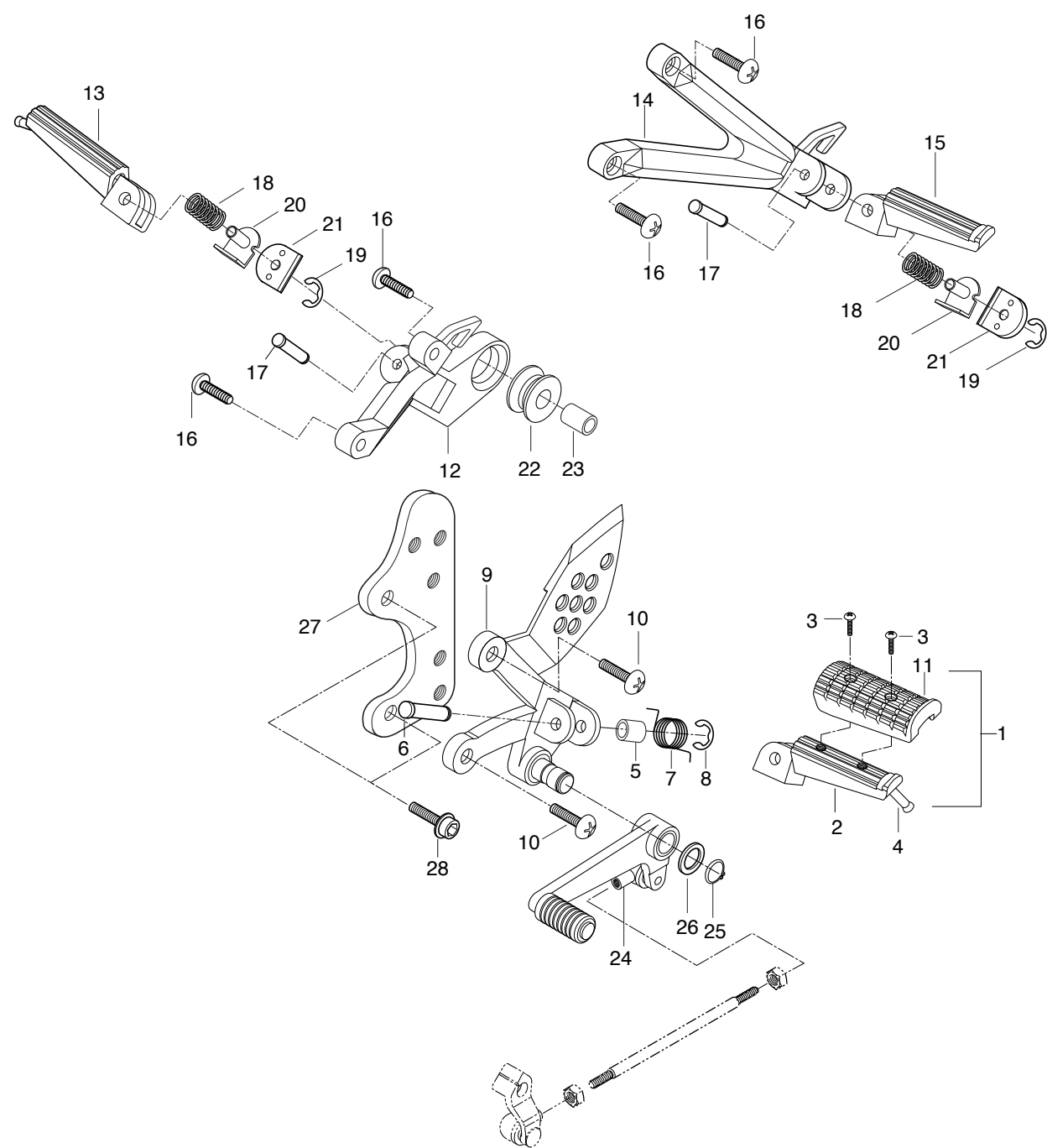


FIG 29. FOOTREST


REF.	PARTS NO.				PARTS NAME	Q'TY	REMARKS	REC. Q'TY
NO.	 SEU01	SF01	SG01	SS01				(PCS)
1	43570HM8100	43570HM8100	43570HM8100	43570HM8100	FOOTREST ASS'Y, front L	1		5
2	43571HM8100	43571HM8100	43571HM8100	43571HM8100	FOOTREST BAR, front L	1		
3	02112-05126	02112-05126	02112-05126	02112-05126	SCREW, front footrest	2		
4	43533H30A40	43533H30A40	43533H30A40	43533H30A40	BOLT, front footrest bar	1	NOT SALE	
5	09180H08008	09180H08008	09180H08008	09180H08008	SPACER, front footrest	1		10
6	43579HM8101	43579HM8101	43579HM8101	43579HM8101	PIN, front footrest bar	1		10
7	09448H14007	09448H14007	09448H14007	09448H14007	SPRING, front footrest	1		10
8	08332-11079	08332-11079	08332-11079	08332-11079	E-RING, front footrest	1		10
9	43540HN910103P	43540HN910103P	43540HN910103P	43540HN910103P	BRACKET COMP, front footrest L	1		5
10	07120-08258	07120-08258	07120-08258	07120-08258	BOLT, front footrest bracket	2		40
11	43530H30A40	43530H30A40	43530H30A40	43530H30A40	RUBBER, front footrest	1		
12	43621HM810403P	43621HM810403P	43621HM810403P	43621HM810403P	BRACKET, pillion footrest R	1		
13	43661HM8101	43661HM8101	43661HM8101	43661HM8101	FOOTREST BAR, pillion R	1		5
14	43721HM810403P	43721HM810403P	43721HM810403P	43721HM810403P	BRACKET, pillion footrest L	1		5
15	43671HM8101	43671HM8101	43671HM8101	43671HM8101	FOOTREST BAR, pillion L	1		5
16	07120-08258	07120-08258	07120-08258	07120-08258	BOLT, pillion footrest bracket	4		40
17	43679HM8101	43679HM8101	43679HM8101	43679HM8101	PIN, pillion footrest	2		10
18	09448H08008	09448H08008	09448H08008	09448H08008	SPRING, pillion footrest	2		10
19	08332-11048	08332-11048	08332-11048	08332-11048	E-RING, pillion footrest	2		10
20	43631HM8101	43631HM8101	43631HM8101	43631HM8101	PLATE, pillion stopper No.1	2		10
21	43641HM8101	43641HM8101	43641HM8101	43641HM8101	PLATE, pillion stopper No.2	2		10
22	09320-14015	09320-14015	09320-14015	09320-14015	CUSHION, muffler support	1		5
23	09180-10044	09180-10044	09180-10044	09180-10044	SPACER, muffler support	1		5
24	25600HR830003P	25600HR830003P	25600HR830003P	25600HR830003P	LEVER COMP, gear shift cam	1		
25	08331-31159	08331-31159	08331-31159	08331-31159	CIRCLIP, gear shift lever	1		10
26	09160H15002	09160H15002	09160H15002	09160H15002	WASHER, gear shift lever	1		10
27	43560HP9201	43560HP9201	43560HP9201	43560HP9201	BRKT, front footrest back step L	1		
28	07120-08258	07120-08258	07120-08258	07120-08258	BOLT, front footrest back step	2		40

FIG 30

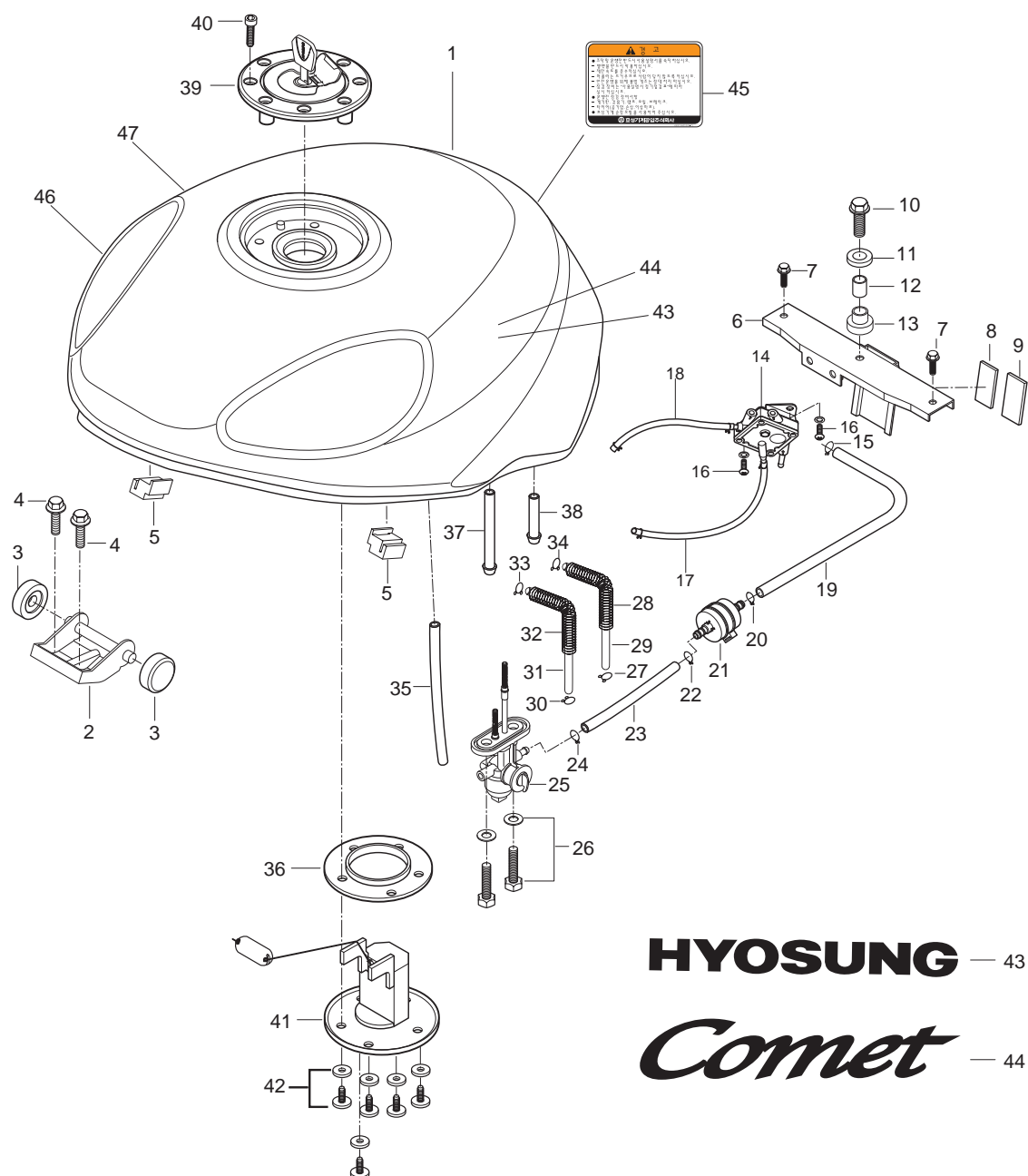


FIG 30. FUEL TANK


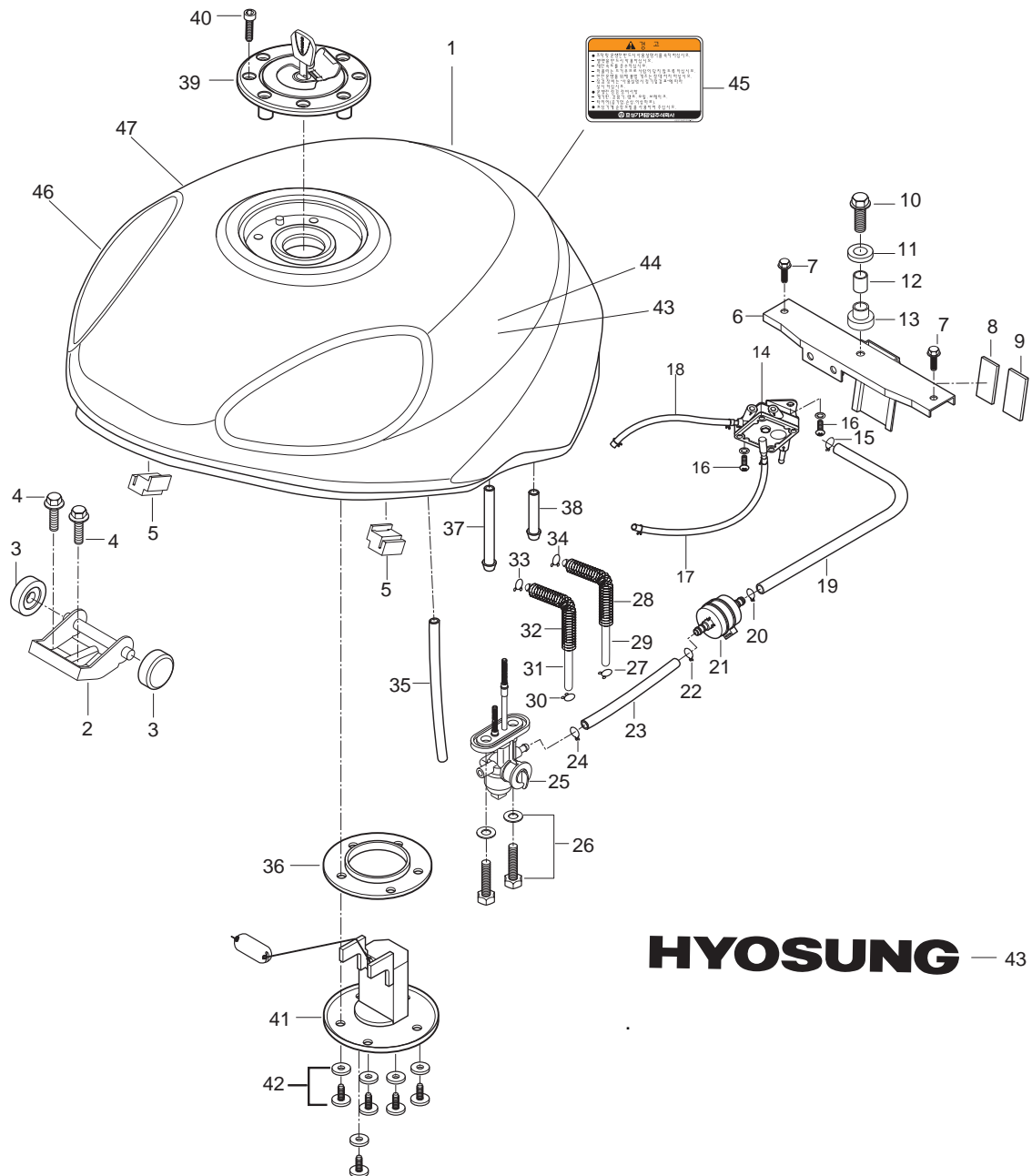
REF.	PARTS NO.				PARTS NAME	Q'TY	REMARKS	REC. Q'TY
NO.	 SEU01	SF01	SG01	SS01				(PCS)
1	44110HN9100CDS	44110HN9100CDS	44110HN9100CDS	44110HN9100CDS	FUEL TANK (ONS COLOR)	1		2
	44110HN9110CDR	44110HN9110CDR	44110HN9110CDR	44110HN9110CDR	FUEL TANK (ONR COLOR)	1		2
	44110HN9110CLO	44110HN9110CLO	44110HN9110CLO	44110HN9110CLO	FUEL TANK (OUO COLOR)	1		2
		44110HN9100CDR	44110HN9100CDR		FUEL TANK (ODR COLOR) FOR SILVER FR	1		2
		44110HN9110CDR	44110HN9110CDR		FUEL TANK (ODR COLOR) FOR BLACK FRAME			
		44110HN9100CBK			FUEL TANK (SBK COLOR)	1		2
		44110HNW400CBK			FUEL TANK (4RN COLOR)	1	WATER DECAL	2
※ The above fuel tank is without warning label (plate caution).								
2	44520HM8100	44520HM8100	44520HM8100	44520HM8100	BRKT COMP, fuel tank front	2		
3	09329-10007	09329-10007	09329-10007	09329-10007	CUSHION, fuel tank front	2		
4	01517-06206	01517-06206	01517-06206	01517-06206	BOLT, fuel tank front brkt	2		
5	09329H28001	09329H28001	09329H28001	09329H28001	CUSHION, fuel tank side	2		
6	44530HM8100	44530HM8100	44530HM8100	44530HM8100	BRKT COMP, fuel tank RR	2		
7	01517-06206	01517-06206	01517-06206	01517-06206	BOLT, fuel tank RR brkt	1		
8	44613HE7100	44613HE7100	44613HE7100	44613HE7100	CUSHION, fuel tank RR brkt & battery	1		
9	44218HF4500	44218HF4500	44218HF4500	44218HF4500	CUSHION, fuel tank RR brkt & battery	1		
10	09116H08078	09116H08078	09116H08078	09116H08078	BOLT, fuel tank RR	1		
11	09320-14013	09320-14013	09320-14013	09320-14013	CUSHION, fuel tank RR up	1		
12	09180H08007	09180H08007	09180H08007	09180H08007	SPACER, fuel tank RR cushion	1		
13	09320H10020	09320H10020	09320H10020	09320H10020	CUSHION, fuel tank RR lower	1		
14	15100HG5100	15100HG5100	15100HG5100	15100HG5100	PUMP ASS'Y, fuel	1		
15	09401H11401	09401H11401	09401H11401	09401H11401	CLIP, strainer outlet No.2	1		
16	02112-06168	02112-06168	02112-06168	02112-06168	SCREW, fuel pump	2		
17	44199HF1602	44199HF1602	44199HF1602	44199HF1602	HOSE, fuel pump vacuum	1		
18	15831HK2700	15831HK2700	15831HK2700	15831HK2700	HOSE, fuel pump No.2	1		
19	44199HM8100	44199HM8100	44199HM8100	44199HM8100	HOSE, strainer outlet(L=118)	1		10
20	09401-10401	09401-10401	09401-10401	09401-10401	CLIP, strainer outlet No.2	1		
21	44910HG2600	44910HG2600	44910HG2600	44910HG2600	STRAINER COMP, fuel	1		10
22	09401-10401	09401-10401	09401-10401	09401-10401	CLIP, strainer inlet	1		
23	44198HE6101	44198HE6101	44198HE6101	44198HE6101	HOSE, vacuum	1		
24	09401H11401	09401H11401	09401H11401	09401H11401	CLIP, strainer inlet	1		

FIG 30



HYOSUNG — 43



FIG 30. FUEL TANK


REF.	PARTS NO.				PARTS NAME	Q'TY	REMARKS	REC. Q'TY
NO.	 SEU01	SF01	SG01	SS01				(PCS)
25	44300HM8150	44300HM8150	44300HM8150	44300HM8150	COCK ASS'Y, fuel	1		
26	09168-06010	09168-06010	09168-06010	09168-06010	GASKET,F/level gauge	2		
27	09401-08401	09401-08401	09401-08401	09401-08401	CLIP, fuel reserve No.1	2		
28	09440-10009	09440-10009	09440-10009	09440-10009	SPRING, fuel on(L=120)	1		
29								
30								
31								
32	09440-10009	09440-10009	09440-10009	09440-10009	SPRING, fuel reserve(L=180)	1		
33	09401-10401	09401-10401	09401-10401	09401-10401	CLIP, fuel reserve No.2	1		
34	09401-10401	09401-10401	09401-10401	09401-10401	CLIP, fuel on No.2	1		
35	09352H70103650	09352H70103650	09352H70103650	09352H70103650	HOSE, fuel tank drain(L=650)	1		
36	44118-01D30	44118-01D30	44118-01D30	44118-01D30	PLATE, fuel tank inlet	1	NOT SALE	
37								
38								
39	44200H35C30	44200H35C30	44200H35C30	44200H35C30	CAP ASS'Y, fuel tank filler	1		
40	09106-05017	09106-05017	09106-05017	09106-05017	BOLT, fuel tank filler	4		
41	34810HM8102	34810HM8102	34810HM8102	34810HM8102	GAUGE ASS'Y, fuel level sender	1		
42	01134-05106	01134-05106	01134-05106	01134-05106	BOLT, fuel level sender	5		
43	68120HN9100120	68120HN9100120	68120HN9100120	68120HN9100120	EM, HYOSUNG(ONS,ONR,OUO)	2		2
	68120HN910003P	68120HN910003P	68120HN910003P	68120HN910003P	EM, HYOSUNG	2		
45	68319H05350PL	68319H05390PL	68319H05370PL	68319H05380PL	PLATE, CAUTION	1		
46	44215HM8100	44215HM8100	44215HM8100	44215HM8100	CUSHION,f/tank in2	1		
47	44216HM8100	44216HM8100	44216HM8100	44216HM8100	CUSHION,f/tank in3	1		

FIG 31

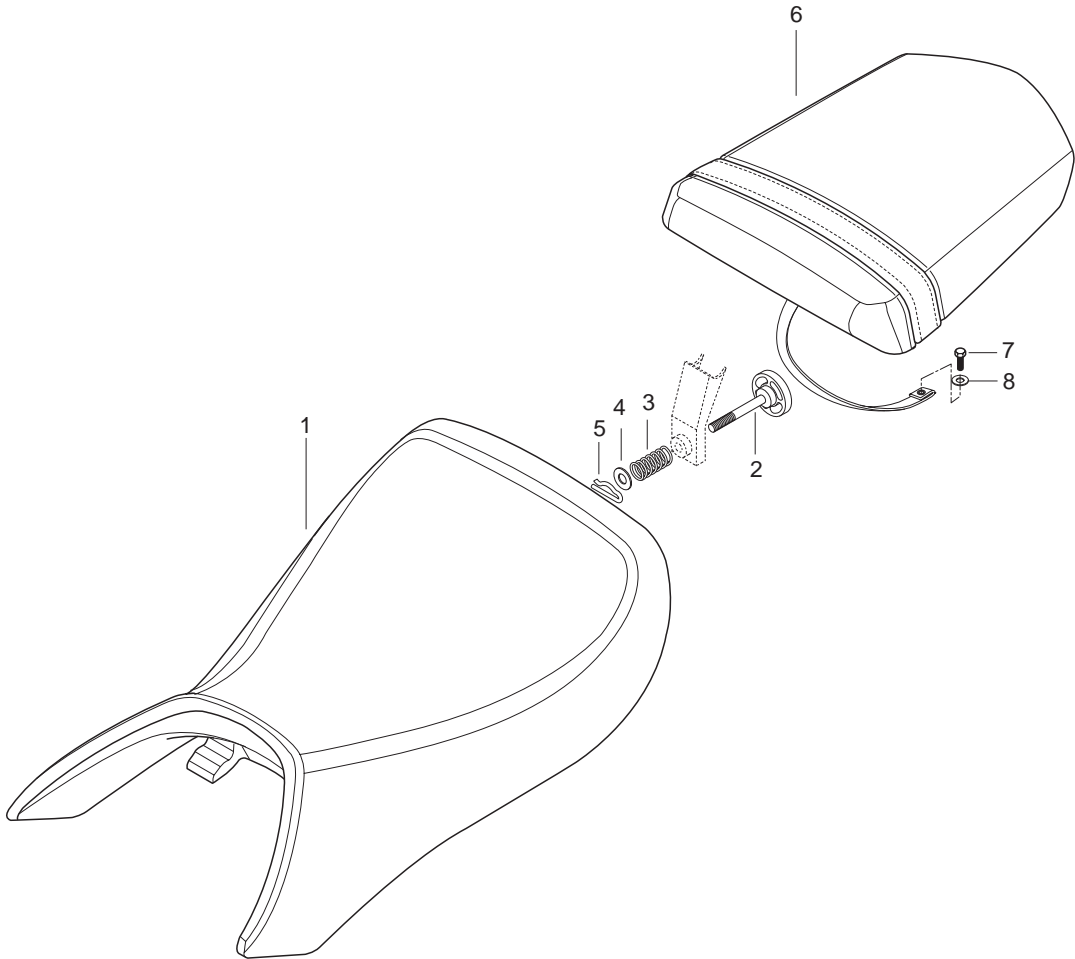


FIG 31. SEAT


REF.	PARTS NO.				PARTS NAME	Q`TY	REMARKS	REC. Q`TY
NO.	 SEU01	SF01	SG01	SS01				(PCS)
1	45110HN9100HAS	45110HN9100HAS	45110HN9100HAS	45110HN9100HAS	SEAT SET, front	1		5
2	45120HM8101	45120HM8101	45120HM8101	45120HM8101	KNOB COMP, seat front	1		
3	09440-11016	09440-11016	09440-11016	09440-11016	SPRING, seat front knob	1		
4	08322-11088	08322-11088	08322-11088	08322-11088	WASHER, seat front knob	1		
5	04111-20208	04111-20208	04111-20208	04111-20208	PIN, seat front knob	1		
6	45200HP9200	45200HP9200	45200HP9200	45200HP9200	SEAT SET, rear	1		5
7	01517-06206	01517-06206	01517-06206	01517-06206	BOLT, rear seat	1		
8	09160-06057	09160-06057	09160-06057	09160-06057	WASHER, rear seat	1		

FIG 32

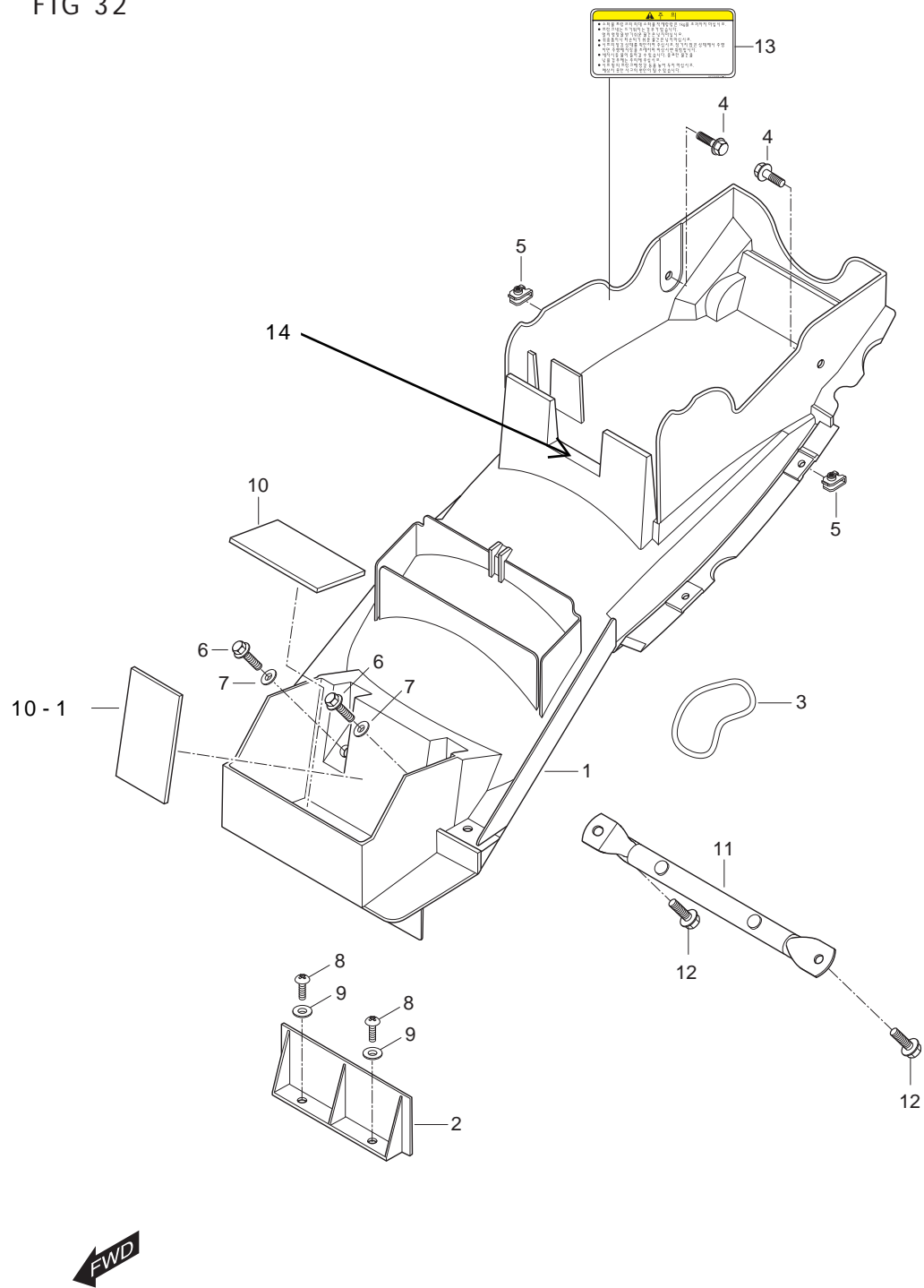


FIG 32. REAR FENDER


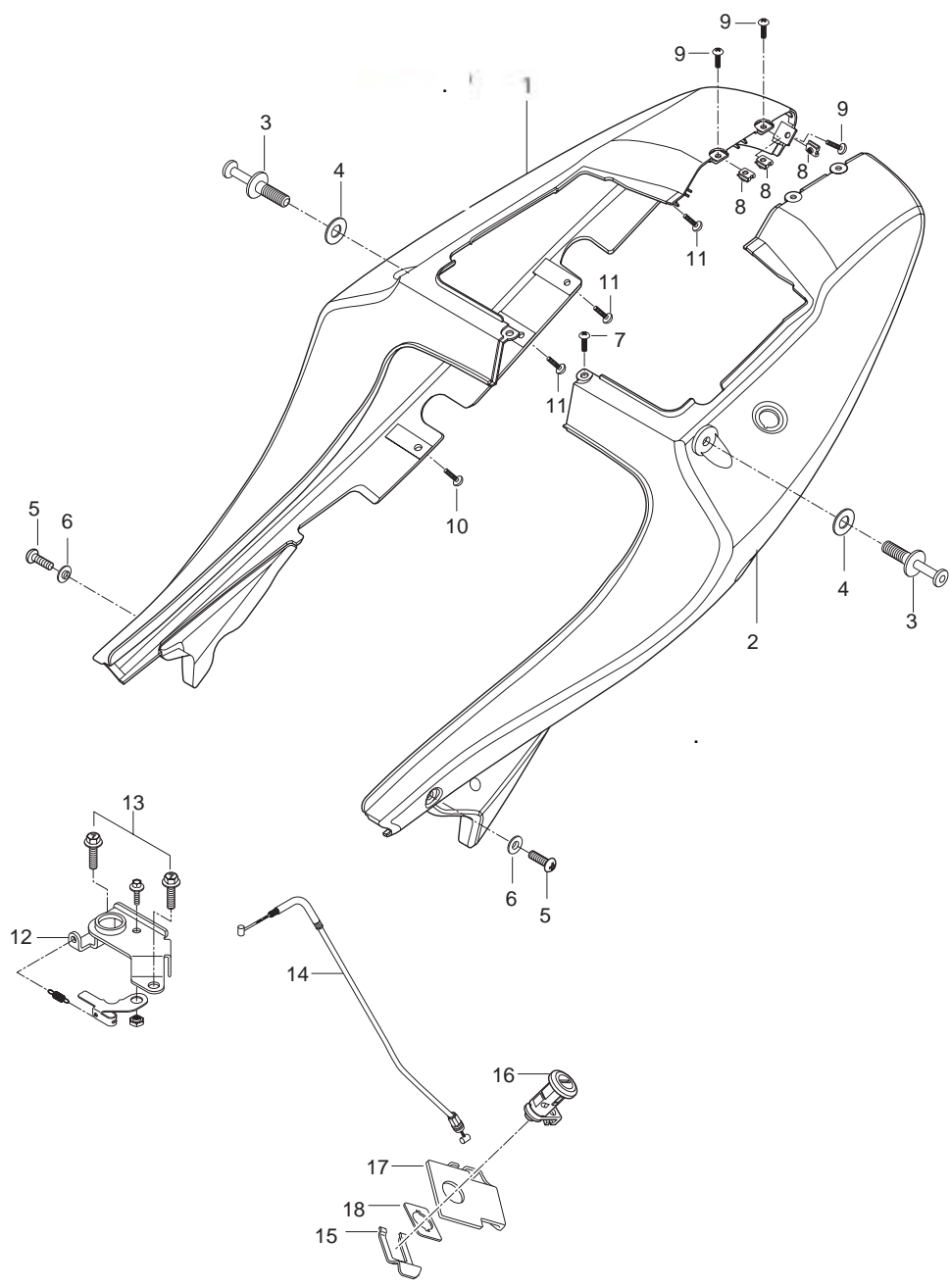
REF.	PARTS NO.				PARTS NAME	Q`TY	REMARKS	REC. Q`TY
NO.	 SEU01	SF01	SG01	SS01				(PCS)
1	63112HM810412A	63112HM810412A	63112HM810412A	63112HM810412A	FENDER, rear front	1		5
2	63113HM810112A	63113HM810112A	63113HM810112A	63113HM810112A	FENDER, rear lower	1		5
3	09280-63003	09280-63003	09280-63003	09280-63003	BAND, tool	1		
4	09111H06066	09111H06066	09111H06066	09111H06066	BOLT, rr fender ft up	2		
5	09148-05039	09148-05039	09148-05039	09148-05039	NUT, rr fender ft	2		
6	01517-06206	01517-06206	01517-06206	01517-06206	BOLT, rr fender ft & frame side tube	2		
7	09169-06032	09169-06032	09169-06032	09169-06032	WASHER, rr fender ft & frame side tube	2		
8	02142-06166	02142-06166	02142-06166	02142-06166	SCREW, rr fender lower	2		
9	09169-06032	09169-06032	09169-06032	09169-06032	WASHER, rr fender lower	2		
10	41589HR9700	41589HR9700	41589HR9700	41589HR9700	CUSHION, rr fender ft & battery No2	1		
11	63120HN9150120	63120HN9150120	63120HN9150120	63120HN9150120	TUBE COMP, RR fender FT & frm side	1		
12	01517-08168	01517-08168	01517-08168	01517-08168	BOLT, frm side tube	2		
13	68350HM8150PL	68350HM8190PL	68350HM8160PL	68350HM8180PL	LABEL, caution NO,1	1		
14	02142-04088	02142-04088	02142-04088	02142-04088	BOLT, REAR FENDER FT	1		

FIG 33



FWD

FIG 33. SIDE COVER


REF.	PARTS NO.				PARTS NAME	Q`TY	REMARKS	REC. Q`TY
NO.	 SEU01	SF01	SG01	SS01				(PCS)
1	47111HM8104CBK	47111HM8104CBK	47111HM8104CBK	47111HM8104CBK	COVER, side R (ONS,ONR,OUO,ODR,SBK)	1	Without Tape	5
		47111HMW400CBK			COVER, side R (4RN)	1	WATER DECAL	5
2	47211HM8105CBK	47211HM8105CBK	47211HM8105CBK	47211HM8105CBK	COVER, side L (ONS,ONR,OUOODR,SBK)	1	Without Tape	5
		47211HMW400CBK			COVER, side L (4RN)	1	WATER DECAL	5
3	47113HM8101	47113HM8101	47113HM8101	47113HM8101	BOLT, luggage support	2		
3-1	47115HN9100	47115HN9100	47115HN9100	47115HN9100	CAP, LUGG SUPPORT BOLT	2		
4	08322-11088	08322-11088	08322-11088	08322-11088	WASHER, luggage bolt & frm side	2		
5	02142-06166	02142-06166	02142-06166	02142-06166	SCREW, frm side front	2		
6	09169H06078	09169H06078	09169H06078	09169H06078	WASHER, frm side front	2		
7	02142-06166	02142-06166	02142-06166	02142-06166	SCREW, frm side center	1		
8	09148-05004	09148-05004	09148-05004	09148-05004	NUT, frm side rear up	3		
9	03241-05125	03241-05125	03241-05125	03241-05125	SCREW, frm side rear up	3		
10	02142-06206	02142-06206	02142-06206	02142-06206	SCREW, frm side low & frm	2		
11	02142-05166	02142-05166	02142-05166	02142-05166	SCREW, frm side low & rear fender	6		
12	45220HM8101	45220HM8101	45220HM8101	45220HM8101	LOCK ASS'Y, seat striker rear	1		
13	02122-06308	02122-06308	02122-06308	02122-06308	BOLT, seat striker(M6X16)	2		
14	45280-35C00	45280-35C00	45280-35C00	45280-35C00	CABLE ASS'Y, seat lock	1		
15	92414HF4500	92414HF4500	92414HF4500	92414HF4500	LOCK, key set	1		
16	45700HG2610	45700HG2610	45700HG2610	45700HG2610	LOCK ASS'Y, seat	1		
17	45381HG2601	45381HG2601	45381HG2601	45381HG2601	GUIDE, seat lock cable	1		
18	92413HF4501	92413HF4501	92413HF4501	92413HF4501	WASHER, side cover	1		
19	68134HN91000B6	68134HN91000B6	68134HN91000B6	68134HN91000B6	TAPE,SIDE COV R(ONR)	1		3
	68134HN91000B7	68134HN91000B7	68134HN91000B7	68134HN91000B7	TAPE,SIDE COV R(OUO)	1		3
	68134HN91000B8	68134HN91000B8	68134HN91000B8	68134HN91000B8	TAPE,SIDE COV R(ONS)	1		3
	68136HN91000B6	68136HN91000B6	68136HN91000B6	68136HN91000B6	TAPE,SIDE COV L(ONR)	1		3
	68136HN91000B7	68136HN91000B7	68136HN91000B7	68136HN91000B7	TAPE,SIDE COV L(OUO)	1		3
	68136HN91000B8	68136HN91000B8	68136HN91000B8	68136HN91000B8	TAPE,SIDE COV L(ONS)	1		3

FIG 34

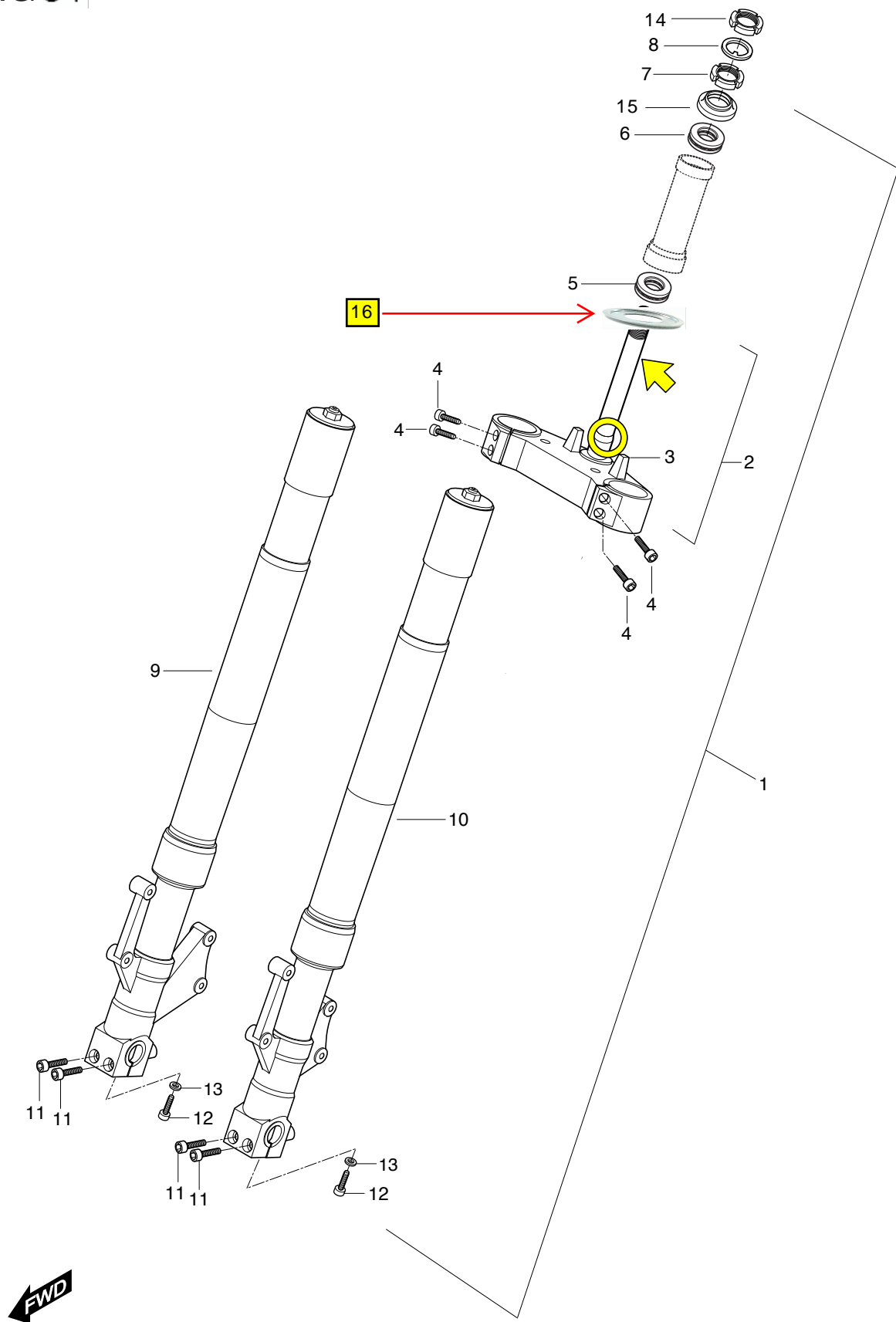


FIG 34. FRONT FORK


REF.	PARTS NO.				PARTS NAME	Q`TY	REMARKS	REC. Q`TY
NO.	 SEU01	SF01	SG01	SS01				(PCS)
1	51100HR8300HPA	51100HR8300HPA	51100HR8300HPA	51100HR8300HPA	FORK ASS'Y, front	1		5
2	51410HP9204HPA	51410HP9204HPA	51410HP9204HPA	51410HP9204HPA	BRACKET COMP, front fork under	1		5
3	51411HP9204	51411HP9204	51411HP9204	51411HP9204	BRACKET, front fork under	1	NOT SALE	
3-1	51412HM8102	51412HM8102	51412HM8102	51412HM8102	STEER'G STEM	1	NOT SALE	
3-2	51413HM8100	51413HM8100	51413HM8100	51413HM8100	STOPP,ft fork under	1	NOT SALE	
4	07110-08258	07110-08258	07110-08258	07110-08258	BOLT, front fork under bracket	4		55
5	09265H25001	09265H25001	09265H25001	09265H25001	BEARING, steering lower	1		5
6	09265H28001	09265H28001	09265H28001	09265H28001	BEARING, steering upper	1		5
7	51631-28000	51631-28000	51631-28000	51631-28000	NUT, steering stem	1		5
8	09166H25001	09166H25001	09166H25001	09166H25001	WASHER, steering stem	1		5
9	51210HR8300	51210HR8300	51210HR8300	51210HR8300	DAMPER ASS'Y, front fork R	1		
10	51220HR8300	51220HR8300	51220HR8300	51220HR8300	DAMPER ASS'Y, front fork L	1		
11	09106H08458	09106H08458	09106H08458	09106H08458	BOLT, axle grip	4		40
12	07110-08258	07110-08258	07110-08258	07110-08258	BOLT, fork clip	2		55
13	90544H93B00	90544H93B00	90544H93B00	90544H93B00	WASHER, spacer	2		
14	51631HN9100	51631HN9100	51631HN9100	51631HN9100	NUT, steering stem upper	1		
15	51643HG5801	51643HG5801	51643HG5801	51643HG5801	DUST SEAL, steering upper	1		5
16	09164H28001	09164H28001	09164H28001	09164H28001	WASHER, PROTECTOR	1		5

FIG 35

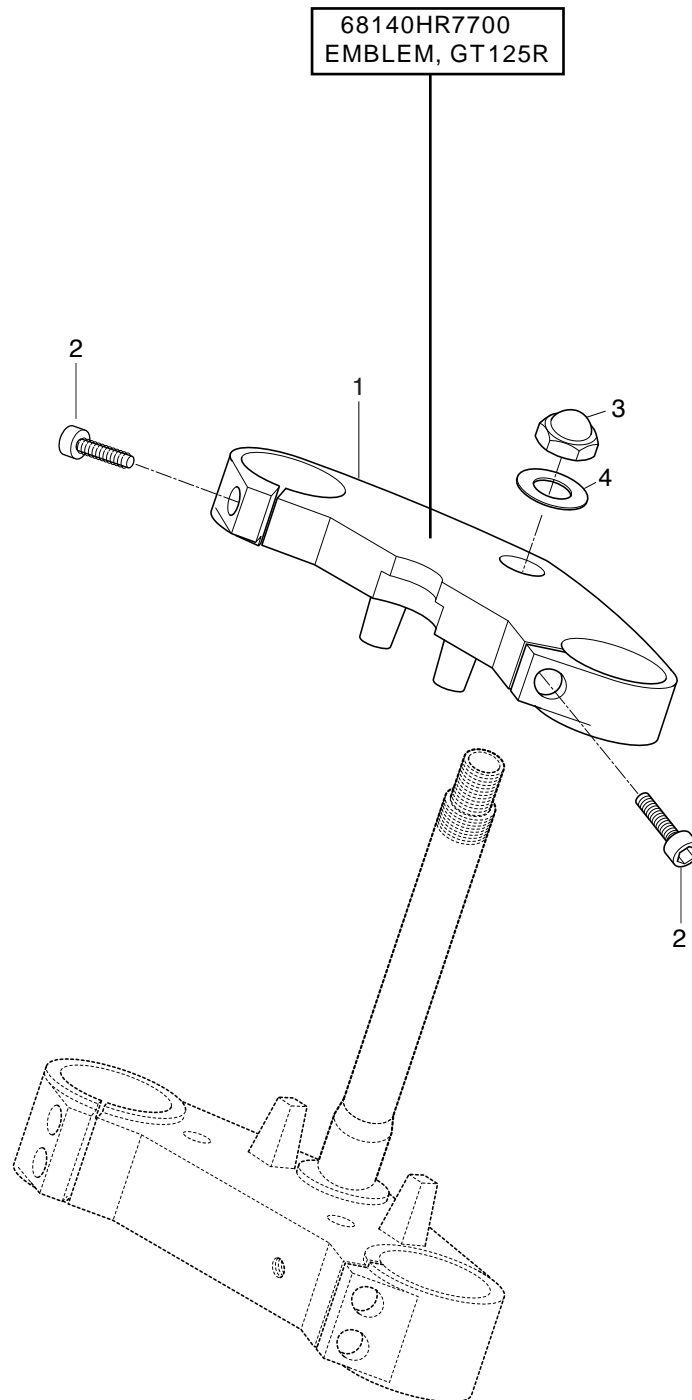


FIG 35. STEERING HEAD


REF.	PARTS NO.				PARTS NAME	Q`TY	REMARKS	REC. Q`TY
NO.	 SEU01	SF01	SG01	SS01				(PCS)
1	51311HP940003P	51311HP940003P	51311HP940003P	51311HP940003P	BRACKET, front fork upper	1		5
2	07110-08258	07110-08258	07110-08258	07110-08258	BOLT, front fork upper bracket	2		55
3	09159H22002	09159H22002	09159H22002	09159H22002	NUT, str upper	1		5
4	09160H22032	09160H22032	09160H22032	09160H22032	WASHER, str upper	1		5
5	68140HR7700	68140HR7700	68140HR7700	68140HR7700	EMBLEM,GT250R	1		

FIG 36

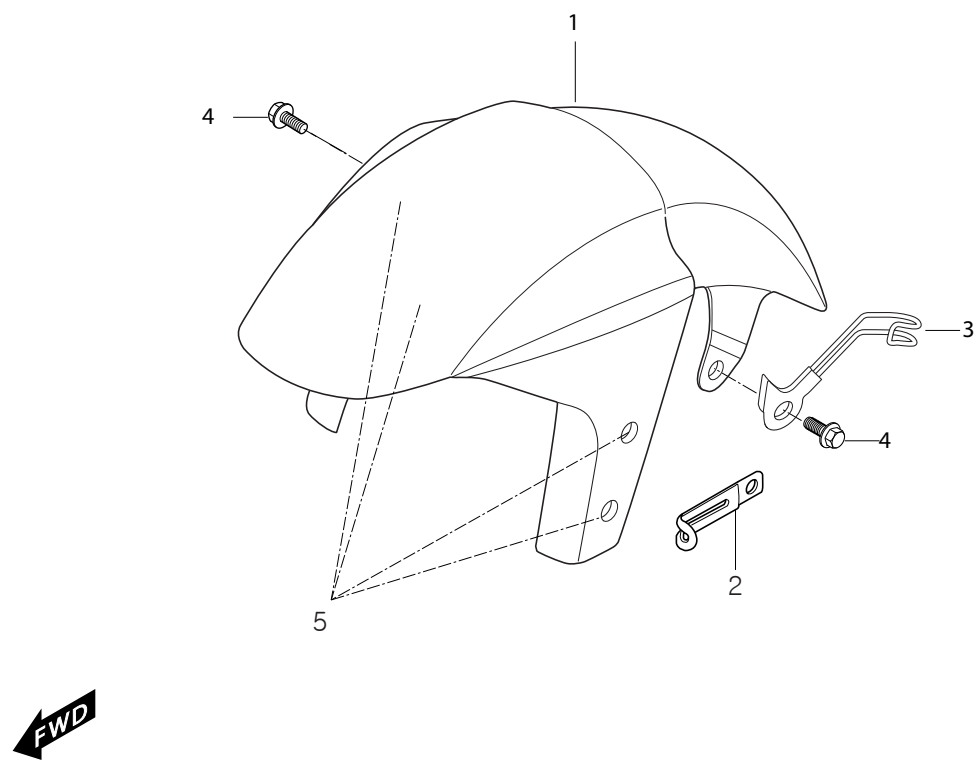


FIG 36. FRONT FENDER


REF.	PARTS NO.				PARTS NAME	Q`TY	REMARKS	REC. Q`TY
NO.	 SEU01	SF01	SG01	SS01				(PCS)
1	53111HM81000BK	53111HM81000BK	53111HM81000BK	53111HM81000BK	FENDER, front(color:0NS,0NR,0UO)	1		5
		53111HMW4000DR			FENDER, front(color:4RN)	1	WATER DECAL	5
2	51530HM8100PLA	51530HM8100PLA	51530HM8100PLA	51530HM8100PLA	CLAMP, speed sensor	1		
3	59440HN9100	59440HN9100	59440HN9100	59440HN9100	CLAMP COMP, front brake hose L	1		5
4	51540HM8100PLA	51540HM8100PLA	51540HM8100PLA	51540HM8100PLA	BOLT, front brake hose clamp R/L	2		10
5	09169H06078	09169H06078	09169H06078	09169H06078	WASHER, front fender	4		

FIG 37

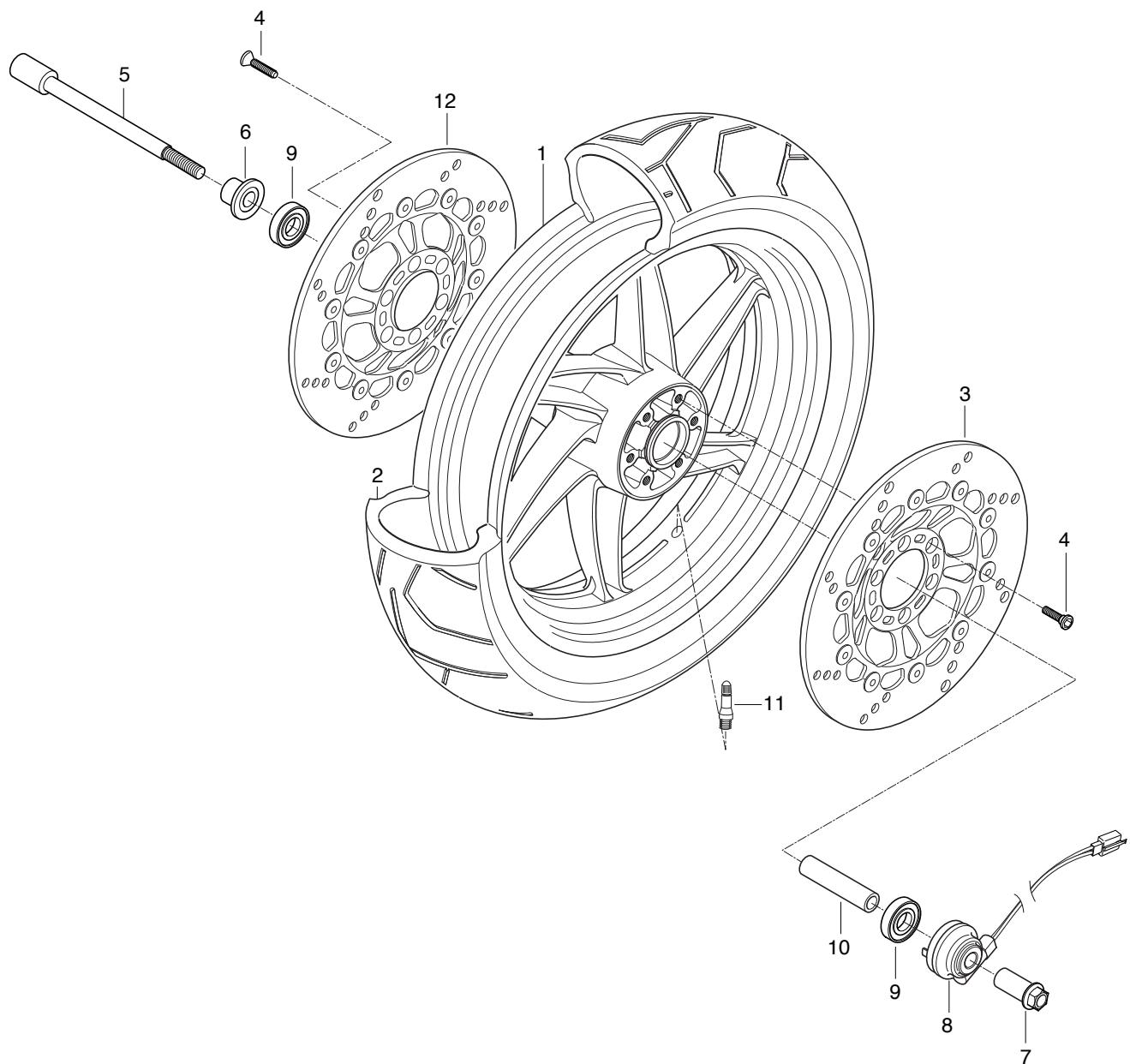


FIG 37. FRONT WHEEL


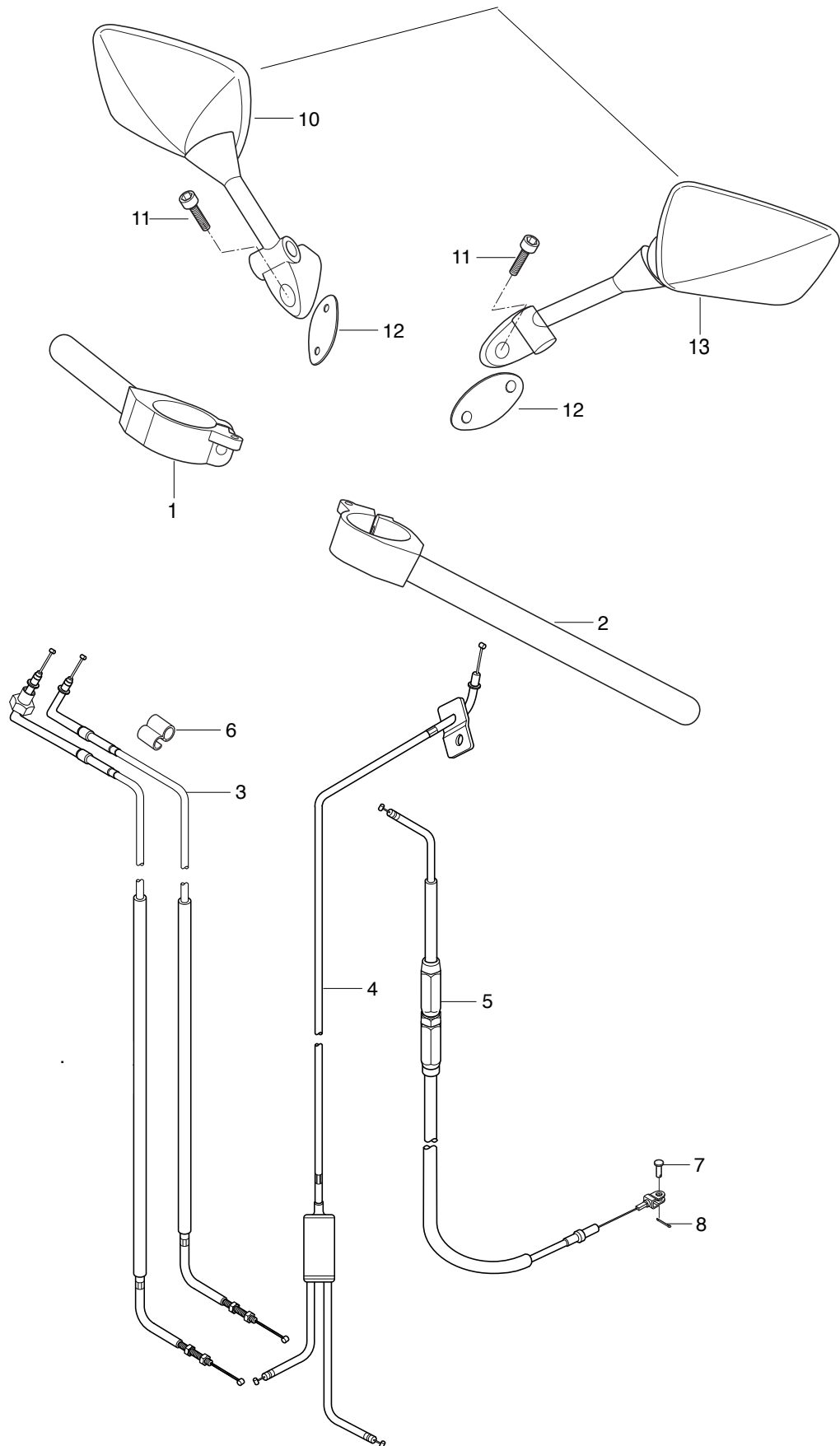
REF.	PARTS NO.				PARTS NAME	Q`TY	REMARKS	REC. Q`TY
NO.	 SEU01	SF01	SG01	SS01				(PCS)
0	54140SR8300HPA	54140SR8300HPA	54140SR8300HPA	54140SR8300HPA	WHEEL, front	1		5
1	54141HM8102120	54141HM8102120	54141HM8102120	54141HM8102120	WHEEL, front (J17xMT3.0)	1		5
2	55101HR8300	55101HR8300	55101HR8300	55101HR8300	TIRE COMP, front (120/60-17 55W)	1		5
3	59211HM8101	59211HM8101	59211HM8101	59211HM8101	DISC COMP, front L	1		90
4	59421-03A01	59421-03A01	59421-03A01	59421-03A01	BOLT, front brake disc	12		5
5	54711HG5101	54711HG5101	54711HG5101	54711HG5101	AXLEL, front	1		5
6	54740HM8101	54740HM8101	54740HM8101	54740HM8101	SPACER COMP, front axle R	1		5
7	54721HM8100	54721HM8100	54721HM8100	54721HM8100	NUT, front axle	1		
8	34860HP9201	34860HP9201	34860HP9201	34860HP9201	SENSOR ASS'Y, speedometer	1		10
9	08124-63027	08124-63027	08124-63027	08124-63027	BEARING, front hub	2		5
10	54731HM8100	54731HM8100	54731HM8100	54731HM8100	SPACER, front hub	1		
11	55220-41D10	55220-41D10	55220-41D10	55220-41D10	VALVE ASS'Y, wheel rim	1		5

FIG 38

14 SET PART NUMBER
56501HP9200



FWD

FIG 38. HANDLE BAR

REF.	PARTS NO.				PARTS NAME	Q`TY	REMARKS	REC. Q`TY
NO.	 SEU01	SF01	SG01	SS01				(PCS)
1	56110HP9203	56110HP9203	56110HP9203	56110HP9203	HANDLE BAR COMP, RH	1		5
2	56120HP9204	56120HP9204	56120HP9204	56120HP9204	HANDLE BAR COMP, LH	1		5
3	58300HR8300	58300HR8300	58300HR8300	58300HR8300	CABLE ASS`Y, throttle	1		5
4	58410HR8300	58410HR8300	58410HR8300	58410HR8300	CABLE COMP, starter	1		5
5	58200HR8300	58200HR8300	58200HR8300	58200HR8300	CABLE ASS`Y clutch	1		5
6	09408H10002	09408H10002	09408H10002	09408H10002	CLIP,cable	1		5
7	09200-06004	09200-06004	09200-06004	09200-06004	PIN,clutch	1		5
8	04111-20158	04111-20158	04111-20158	04111-20158	COTTER PIN, clutch	1		5
10	56500HP9200	56500HP9200	56500HP9200	56500HP9200	MIRROR ASS`Y, rear view R			
11	07110-06205	07110-06205	07110-06205	07110-06205	BOLT	2		10
12	56503HP9200	56503HP9200	56503HP9200	56503HP9200	CUSHION,rear view mirror	2		10
13	56600HP9200	56600HP9200	56600HP9200	56600HP9200	MIRROR ASS`Y, rear view L			
14	56501HP9200	56501HP9200	56501HP9200	56501HP9200	MIRROR SET	1		5

FIG 39

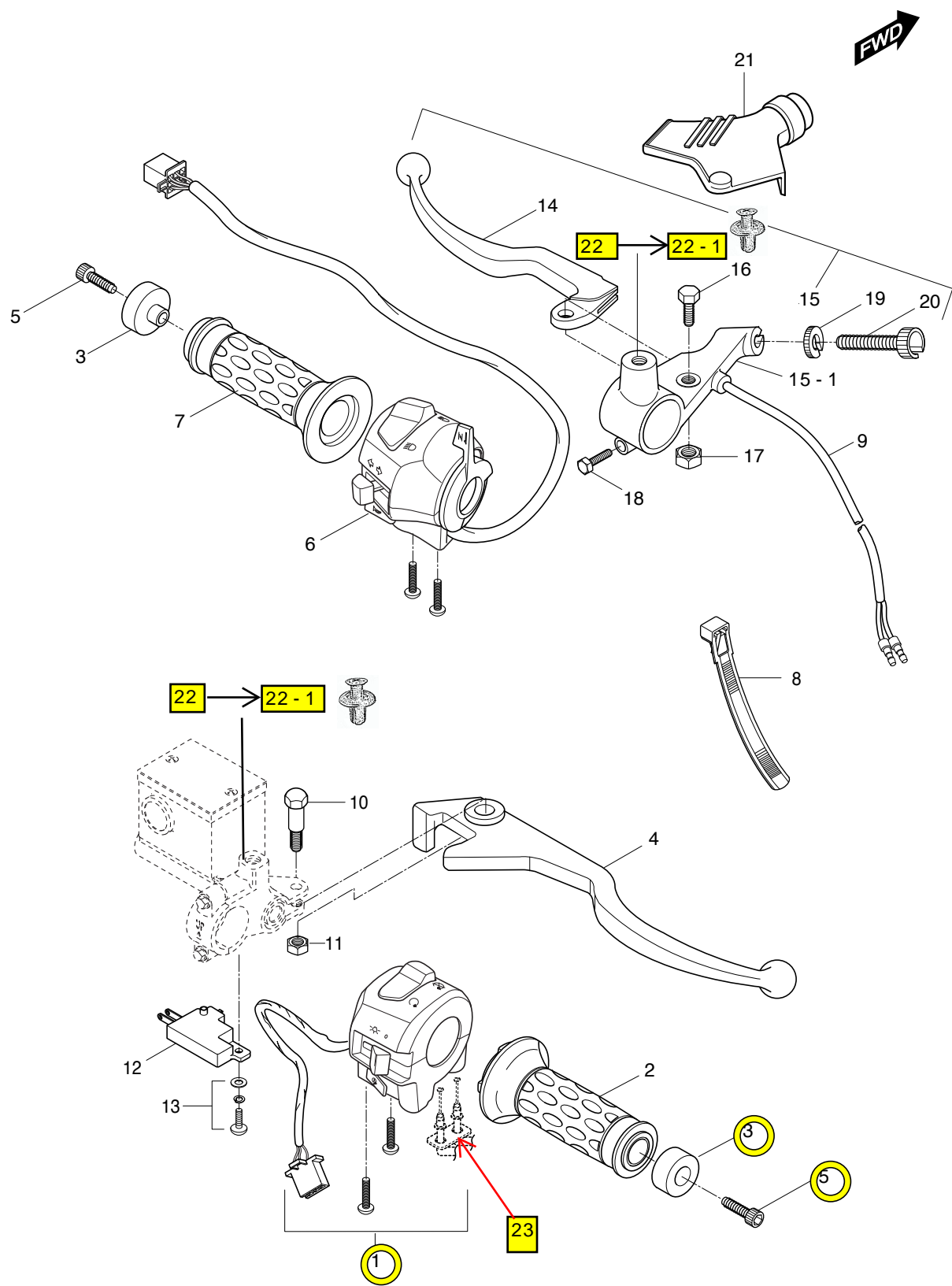


FIG 39. HANDLE SWITCH

REF.	PARTS NO.				PARTS NAME	Q'TY	REMARKS	REC. Q'TY
NO.	 SEU01	SF01	SG01	SS01				(PCS)
1	37200HR8350	37200HR8350	37200HR8350	37200HR8350	SWITCH ASS'Y, handle R	1		5
2	57110HG5803	57110HG5803	57110HG5803	57110HG5803	GRIP COMP, throttle	1		5
3	56271HF4501PLA	56271HF4501PLA	56271HF4501PLA	56271HF4501PLA	BALANCER, handlebar	2		
4	57421HN9100	57421HN9100	57421HN9100	57421HN9100	LEVER, brake	1		5
5	07110-08208	07110-08208	07110-08208	07110-08208	BOLT, handle balancer	2		
6	37400HP9200	37400HP9200	37400HP9200	37400HP9200	SWITCH ASS'Y, handle L	1		5
7	57211HG5800	57211HG5800	57211HG5800	57211HG5800	GRIP, L	1		5
8	09407-14403	09407-14403	09407-14403	09407-14403	CLAMP, handle switch harness	2		10
9	57460HJ8250	57460HJ8250	57460HJ8250	57460HJ8250	SWITCH ASS'Y, clutch	1		
10	57431H05D00	57431H05D00	57431H05D00	57431H05D00	BOLT, brake lever pivot	1		5
11	08319-21065	08319-21065	08319-21065	08319-21065	NUT, brake lever pivot	1		5
12	57460-17C00	57460-17C00	57460-17C00	57460-17C00	SWITCH ASS'Y, stop	1		5
13	02112-74108	02112-74108	02112-74108	02112-74108	SCREW, stop switch	1		5
14	57620HN9100	57620HN9100	57620HN9100	57620HN9100	LEVER COMP, clutch	1		
15	57500HN9100	57500HN9100	57500HN9100	57500HN9100	LEVER ASS'Y, clutch	1		5
15-1	57511HM8100	57511HM8100	57511HM8100	57511HM8100	HOLDER, clutch lever	1		
16	57431H93B00	57431H93B00	57431H93B00	57431H93B00	BOLT SET, clutch lever pivot	1		
17	08319-21065	08319-21065	08319-21065	08319-21065	NUT, clutch lever pivot	1		5
18	57451HG5800	57451HG5800	57451HG5800	57451HG5800	BOLT, clutch lever holder	1		
19	57442H93B00	57442H93B00	57442H93B00	57442H93B00	LOCK NUT	1		
20	57441H93B00	57441H93B00	57441H93B00	57441H93B00	ADJUSTER, wire	1		
21	57661HJ8200	57661HJ8200	57661HJ8200	57661HJ8200	COVER, clutch lever	1		5
22	09407-08307	09407-08307	09407-08307	09407-08307	SCRIVET	2		
23	37281HN3201	37281HN3201	37281HN3201	37281HN3201	BOSS,HANDLE SWITCH R	1		10

FIG 40

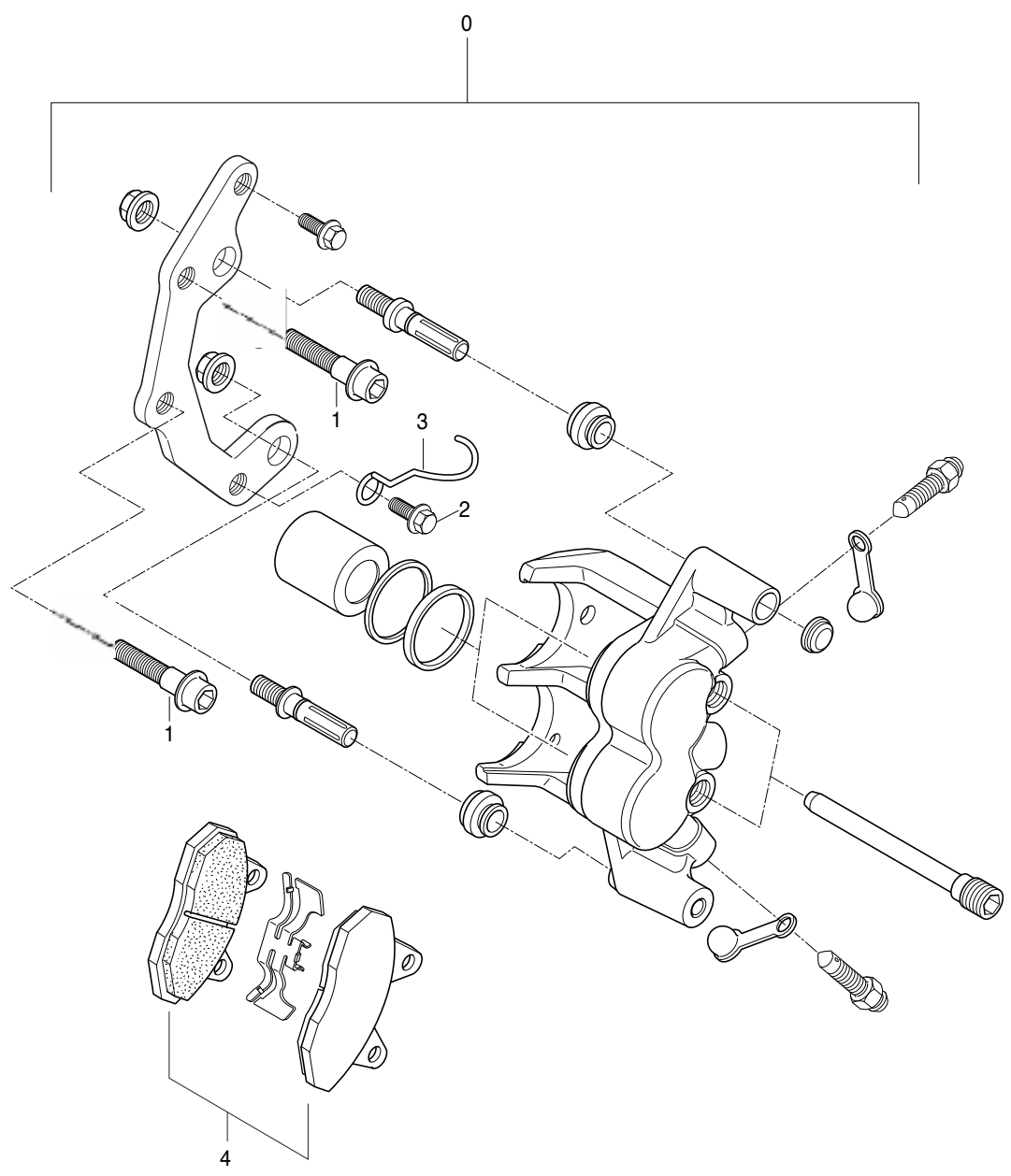


FIG 40. CALIPER LH


REF.	PARTS NO.				PARTS NAME	Q'TY	REMARKS	REC. Q'TY
NO.	 SEU01	SF01	SG01	SS01				(PCS)
0	59300HP9500	59300HP9500	59300HP9500	59300HP9500	CALIPER ASS'Y, L	1		5
1	07120-08308	07120-08308	07120-08308	07120-08308	BOLT, caliper	2		
2	01514-06106	01514-06106	01514-06106	01514-06106	BOLT, speedometer cable guide	1		
3	59266HN9100	59266HN9100	59266HN9100	59266HN9100	GUIDE, speedometer cable	1		
4	59301HP9500	59301HP9500	59301HP9500	59301HP9500	PAD SET	1		5

FIG.41

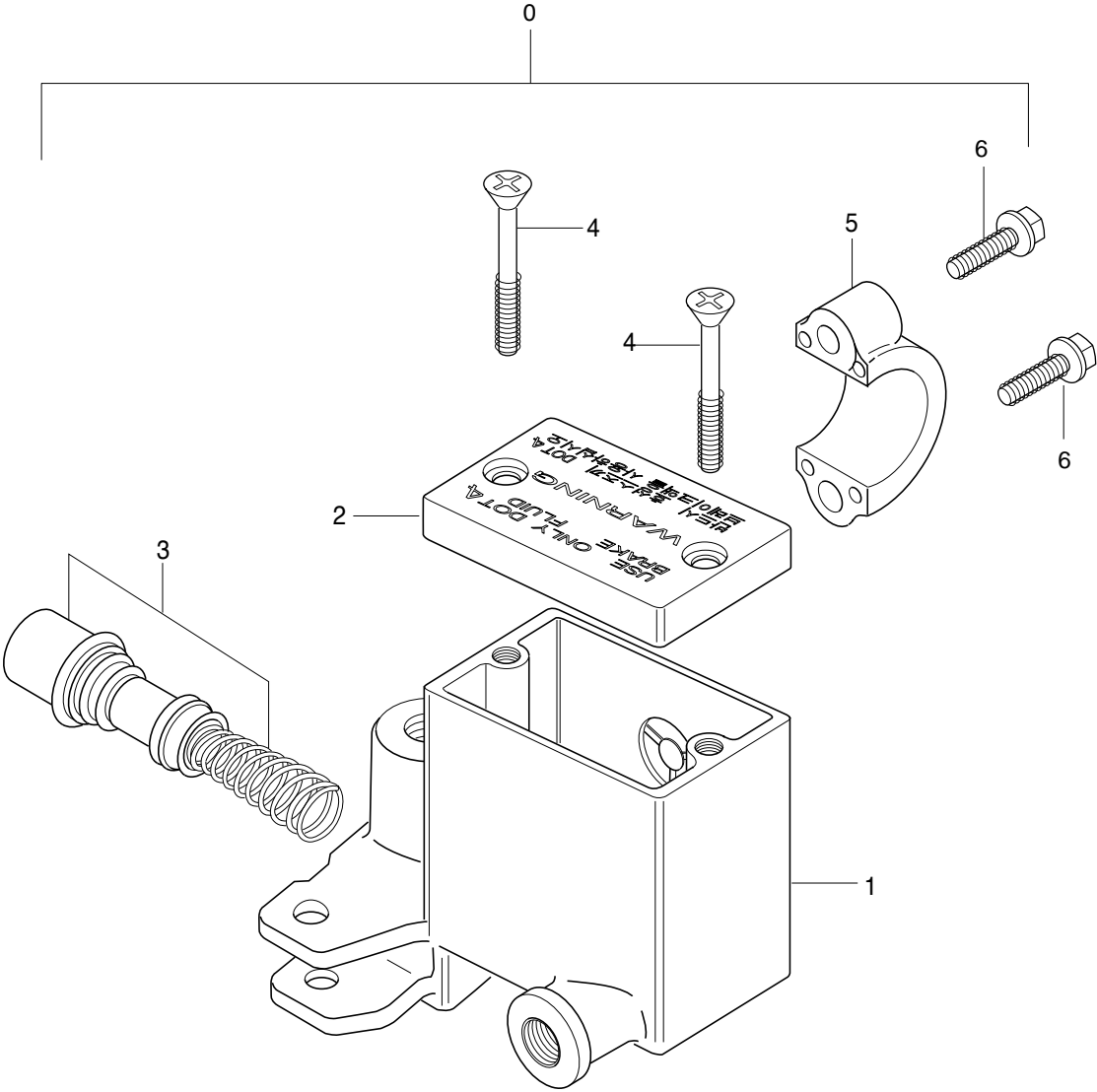


FIG 41. MASTER CYLINDER


REF.	PARTS NO.				PARTS NAME	Q`TY	REMARKS	REC. Q`TY
NO.	 SEU01	SF01	SG01	SS01				(PCS)
0	59600HR7700	59600HR7700	59600HR7700	59600HR7700	CYLINDER ASS`Y, front master	1		5
1	59687HM8162	59687HM8162	59687HM8162	59687HM8162	BODY	1	NOT SALE	
2	59669HN9100	59669HN9100	59669HN9100	59669HN9100	CAP, reservoir	1		
3	59610-35C00	59610-35C00	59610-35C00	59610-35C00	PISTON, SET	1	NOT SALE	
4	59691-35C00	59691-35C00	59691-35C00	59691-35C00	SCREW	2		
5	59671-35C00	59671-35C00	59671-35C00	59671-35C00	HOLDER	1		
6	01107-35C00	01107-35C00	01107-35C00	01107-35C00	BOLT, holder	2		

FIG.42

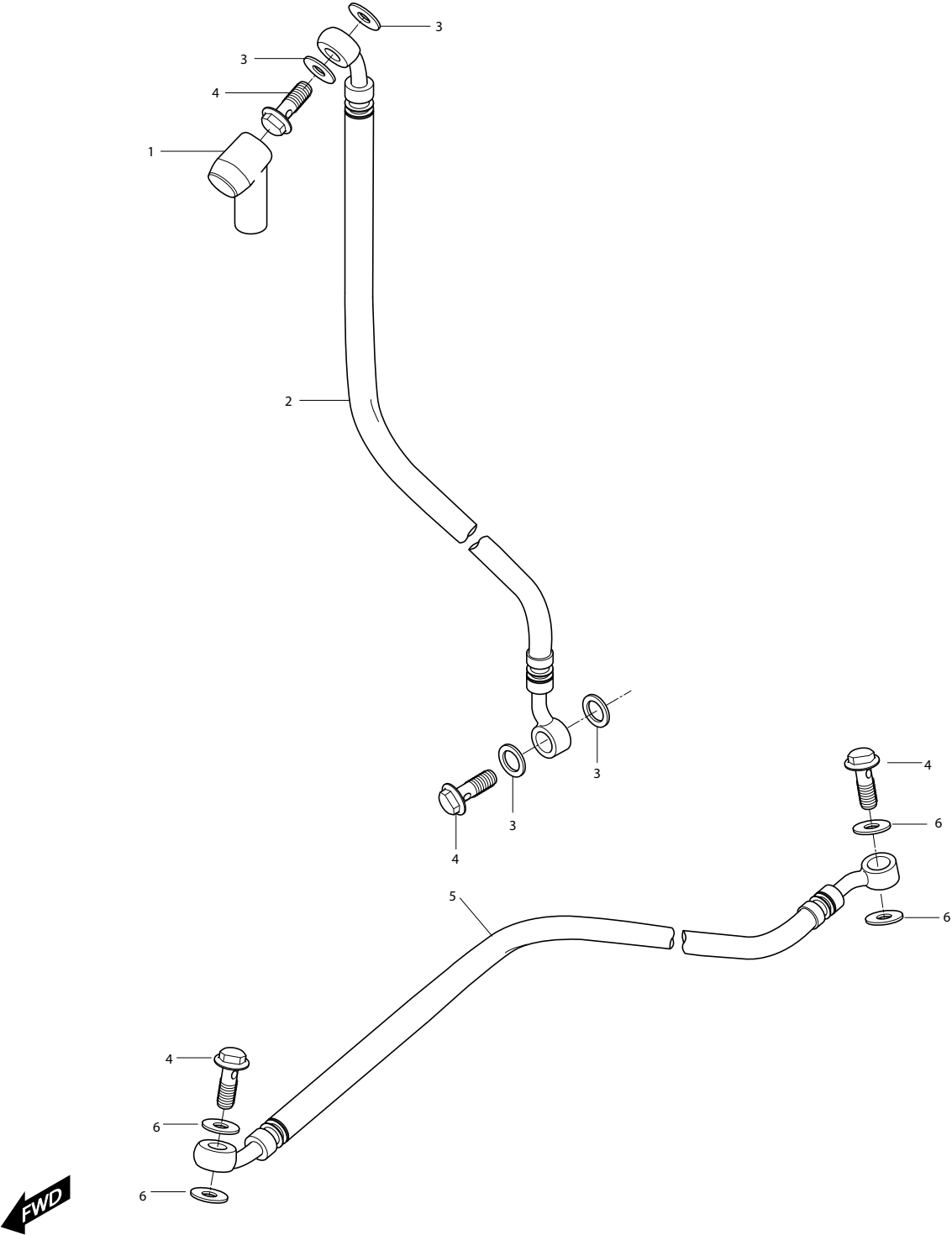


FIG 42. FRONT BRAKE HOSE


REF.	PARTS NO.				PARTS NAME	Q`TY	REMARKS	REC. Q`TY
NO.	 SEU01	SF01	SG01	SS01				(PCS)
1	59711H49002	59711H49002	59711H49002	59711H49002	BOOT, brake hose	1		5
2	59480HR7700	59480HR7700	59480HR7700	59480HR7700	HOSE COMP, FT brake	1		
3	09161-10005	09161-10005	09161-10005	09161-10005	WASHER, brake hose	4		80
4	09360-10039	09360-10039	09360-10039	09360-10039	BOLT, rear brake fluid	4		
5	69480HM8104	69480HM8104	69480HM8104	69480HM8104	HOSE COMP, rear brake	1		5
6	09161-10005	09161-10005	09161-10005	09161-10005	WASHER, rear brake fluid	4		80

FIG 43

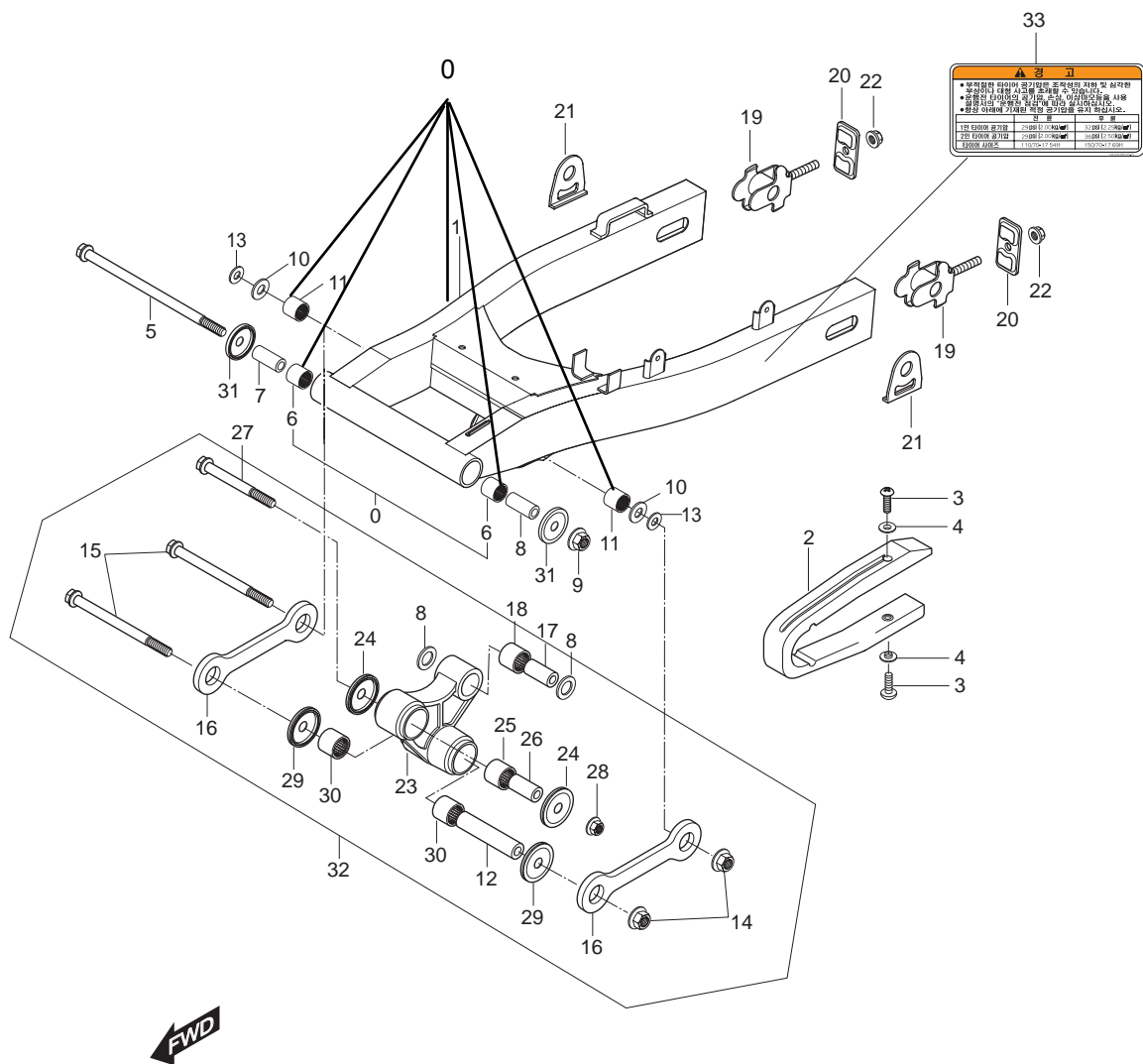


FIG 43. SWINGING ARM


REF.	PARTS NO.				PARTS NAME	Q'TY	REMARKS	REC. Q'TY
NO.	 SEU01	SF01	SG01	SS01				(PCS)
0	61100HS8105HPA	61100HS8105HPA	61100HS8105HPA	61100HS8105HPA	REAR SWING ARM ASS`Y	1		
1	61100HM8105120	61100HM8105120	61100HM8105120	61100HM8105120	SWING ARM COMP, rear	1		5
2	61273HM8101	61273HM8101	61273HM8101	61273HM8101	BUFFER, chain touch defense	1		5
3	02142-06166	02142-06166	02142-06166	02142-06166	BOLT, chain touch defense buffer	2		
4	09169-06032	09169-06032	09169-06032	09169-06032	WASHER, chain touch defense buffer	2		
5	61211HM8100	61211HM8100	61211HM8100	61211HM8100	SHAFT, rear swingarm pivot	1		5
6	09263-22017	09263-22017	09263-22017	09263-22017	BEARING, rear swingarm pivot	2		
7	61251HM8100	61251HM8100	61251HM8100	61251HM8100	SPACER, rear swingarm pivot bearing	2		
8	09284H32001	09284H32001	09284H32001	09284H32001	SEAL, rear cushion rod	2		
9	08319-31128	08319-31128	08319-31128	08319-31128	NUT, rear swingarm pivot	1		
10	09283-20031	09283-20031	09283-20031	09283-20031	SEAL, rear cushion rod	2		
11	09263H20003	09263H20003	09263H20003	09263H20003	BEARING, rear cushion rod	2		
12	09180H14001	09180H14001	09180H14001	09180H14001	SPACER, rear cushion rod	1		
13	09284H32001	09284H32001	09284H32001	09284H32001	SEAL, rear cushion rod	2		
14	09159H14008	09159H14008	09159H14008	09159H14008	NUT, rear cushion rod	2		
15	09103H14001	09103H14001	09103H14001	09103H14001	BOLT, rear cushion rod	2		
16	62641HM8100	62641HM8100	62641HM8100	62641HM8100	ROD, rear cushion lever	2		
17	09180H10073	09180H10073	09180H10073	09180H10073	SPACER, rear cushion lever rear	1		
18	09263H17002	09263H17002	09263H17002	09263H17002	BEARING, rear cushion lever rear	1		
19	61410HJ8200	61410HJ8200	61410HJ8200	61410HJ8200	ADJUSTER COMP, chain	2		
20	61421-01D00	61421-01D00	61421-01D00	61421-01D00	PLATE, chain adjuster guide	2		
21	64712HJ8200	64712HJ8200	64712HJ8200	64712HJ8200	WASHER, chain adjuster	2		
22	08316-26108	08316-26108	08316-26108	08316-26108	NUT, chain adjuster	2		
23	62611HG5800	62611HG5800	62611HG5800	62611HG5800	LEVER, rear cushion	1		
24	09284H33003	09284H33003	09284H33003	09284H33003	DUST SEAL, rear cushion lever front	2		
25	09263-20073	09263-20073	09263-20073	09263-20073	BEARING, rear cushion lever front	1		
26	09180H12001	09180H12001	09180H12001	09180H12001	SPACER, rear cushion lever front	2		

FIG 43

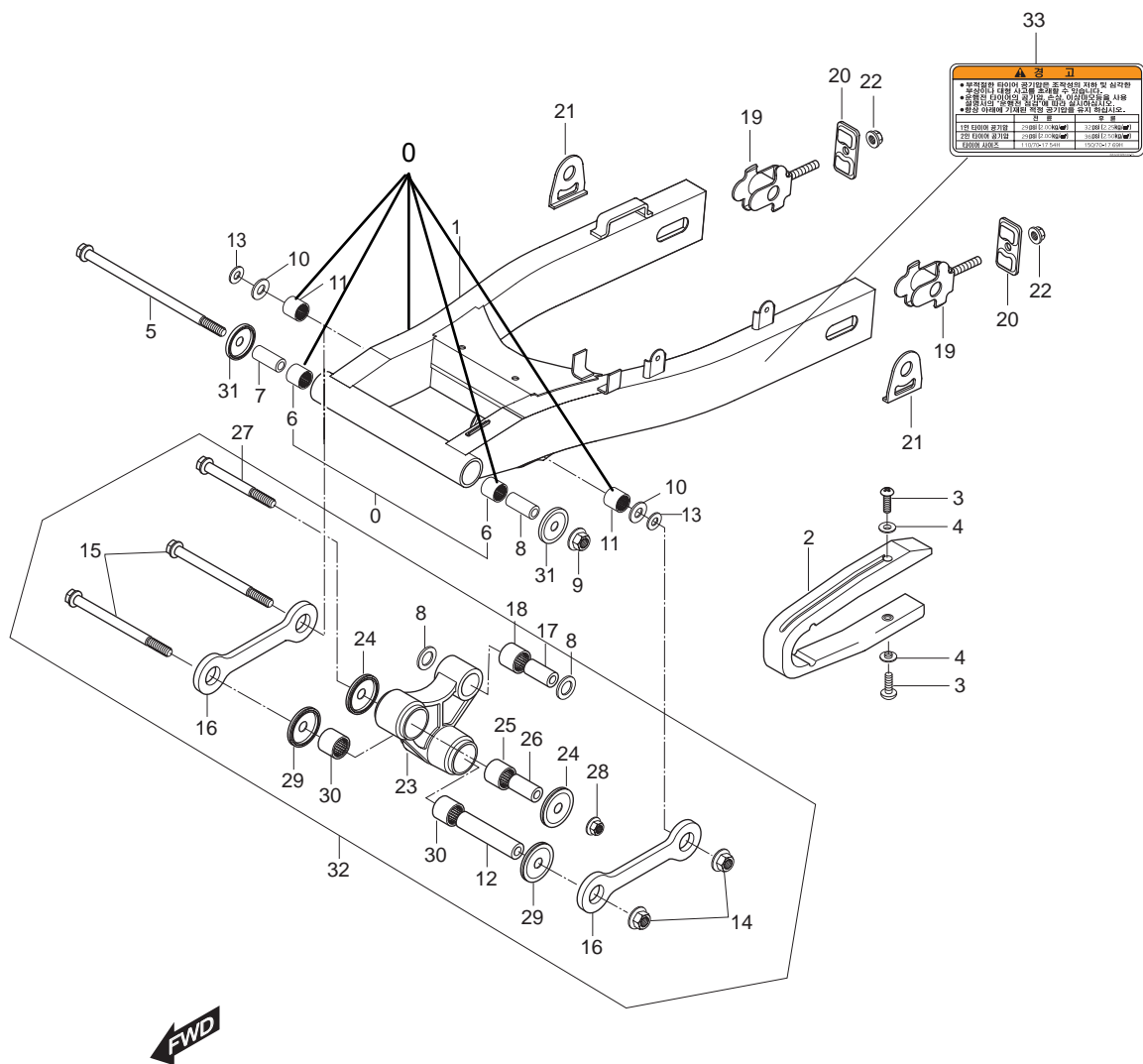


FIG 43. SWINGING ARM


REF.	PARTS NO.				PARTS NAME	Q`TY	REMARKS	REC. Q`TY
NO.	 SEU01	SF01	SG01	SS01				(PCS)
27	09103H12046	09103H12046	09103H12046	09103H12046	BOLT, rear cushion lever front	1		
28	08319-31128	08319-31128	08319-31128	08319-31128	NUT, rear cushion lever front	1		
29	09284H32001	09284H32001	09284H32001	09284H32001	SEAL, rear cushion lever center	2		
30	09263H20003	09263H20003	09263H20003	09263H20003	BEARING, rear cushion lever center	2		
31	61262-45002	61262-45002	61262-45002	61262-45002	COVER, rear swingarm pivot	2		
32	62611HG5800HPA	62611HG5800HPA	62611HG5800HPA	62611HG5800HPA	LEVER ASS'Y,rear cushion	1		
33	68320HM8150PL	68320HM8190PL	68320HM8160PL	68320HM8180PL	LABEL,chain case	1		10

FIG 44

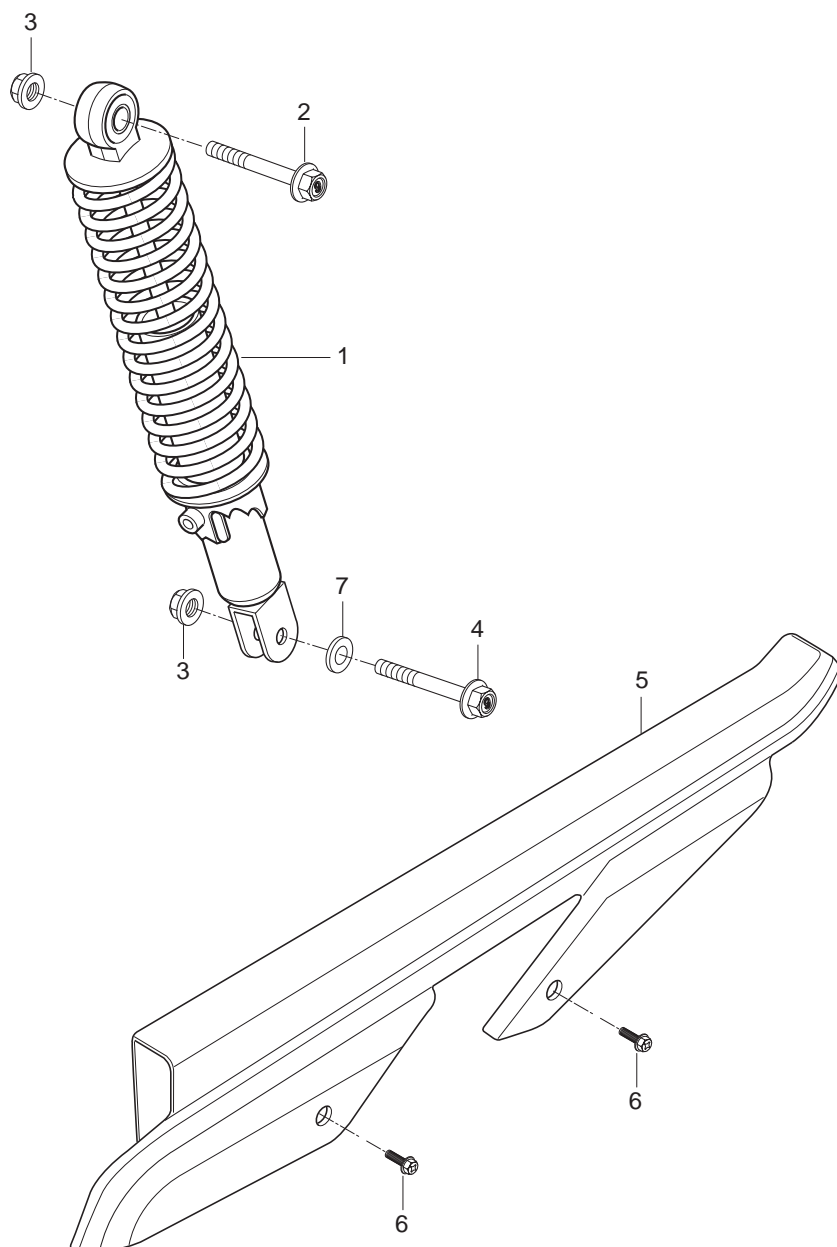


FIG 44. REAR SHOCKABSORBER


REF.	PARTS NO.				PARTS NAME	Q`TY	REMARKS	REC. Q`TY
NO.	 SEU01	SF01	SG01	SS01				(PCS)
1	62100HR8301	62100HR8301	62100HR8301	62100HR8301	SHOCK ABSORBER ASS`Y, rear	1		5
2	09103H10101	09103H10101	09103H10101	09103H10101	BOLT, rear shock absorber upper	1		
3	08319-31108	08319-31108	08319-31108	08319-31108	NUT, rear shock absorber upper	2		
4	09103H10101	09103H10101	09103H10101	09103H10101	BOLT, rear shock absorber lower	1		
5	61310HM8102	61310HM8102	61310HM8102	61310HM8102	CASE COMP, chain	1		5
6	09111H06066	09111H06066	09111H06066	09111H06066	BOLT, chain case	2		
7	09160-10001	09160-10001	09160-10001	09160-10001	WASHER, rear shock absorber lower	1		

FIG 45

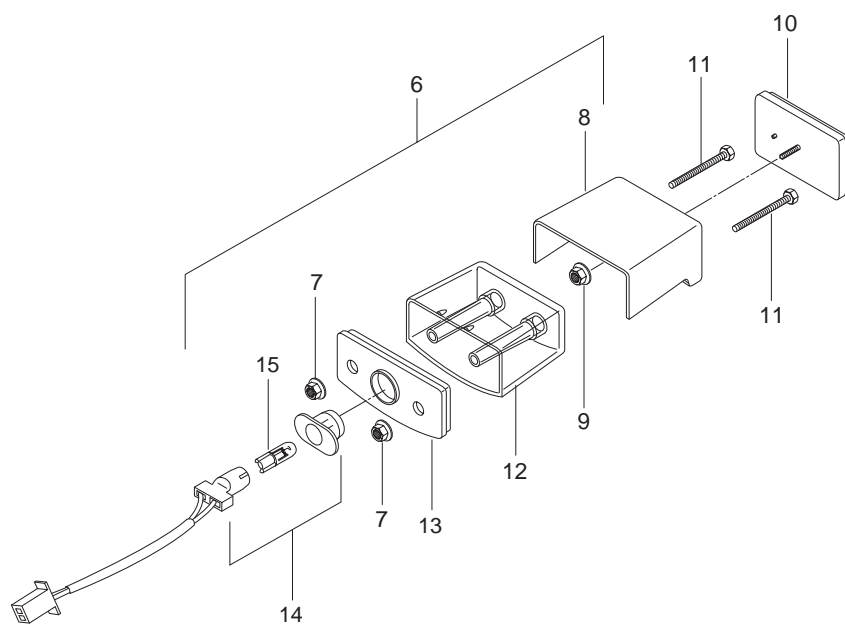
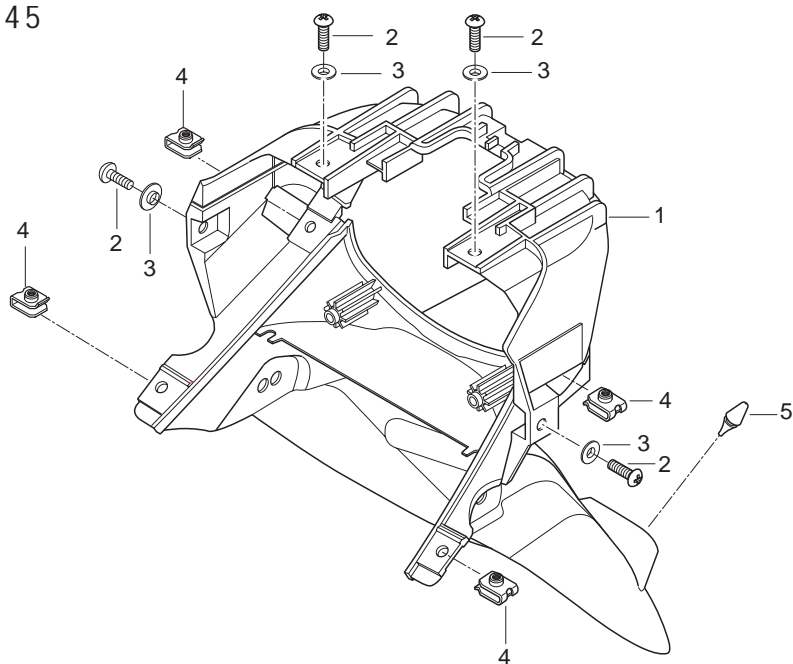


FIG 45. REAR FENDER


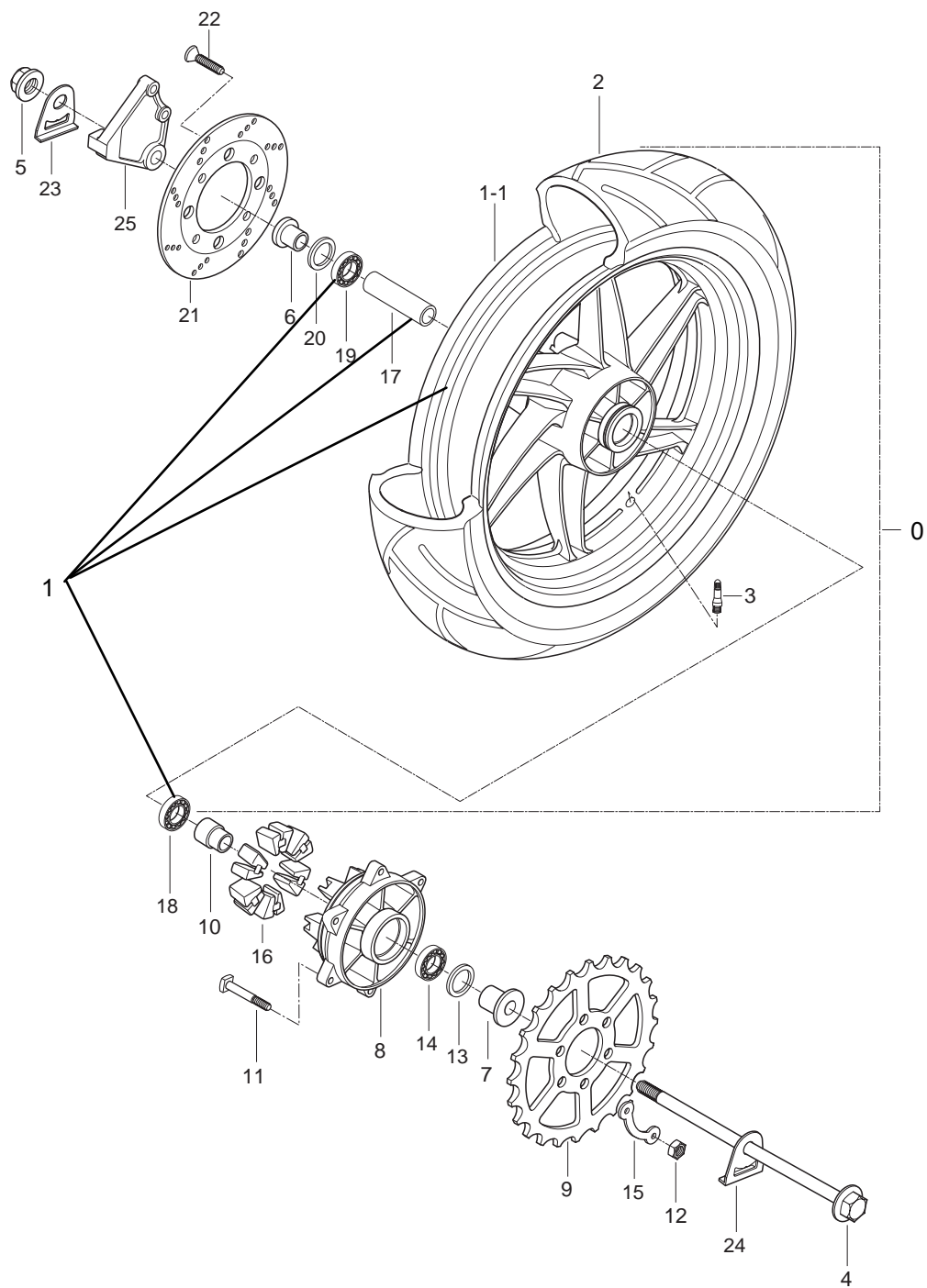
REF.	PARTS NO.				PARTS NAME	Q`TY	REMARKS	REC. Q`TY
NO.	 SEU01	SF01	SG01	SS01				(PCS)
1	63111HM810112A	63111HM810112A	63111HM810112A	63111HM810112A	FENDER, rear	1		10
2	02142-06166	02142-06166	02142-06166	02142-06166	SCREW, rr fender	4		
3	09169-06032	09169-06032	09169-06032	09169-06032	WASHER, rr fender	4		
4	09148-05039	09148-05039	09148-05039	09148-05039	NUT, rr fender	4		
5	09321-06023	09321-06023	09321-06023	09321-06023	CUSHION, license plate	2		
6	35910HG5150	35910HG5150	35910HG5150	35910HG5150	LAMP ASS`Y, license plate	1		
7	08316-26055	08316-26055	08316-26055	08316-26055	NUT, license lamp(M5)	2		
8	35915HG5800	35915HG5800	35915HG5800	35915HG5800	COVER, license lamp	1		
9	08316-26055	08316-26055	08316-26055	08316-26055	NUT, rear reflex reflector	1		
10	35970-17303	35970-17303	35970-17303	35970-17303	REFLEX REFLECTOR ASS`Y, rear	1		5
11	01107-05605	01107-05605	01107-05605	01107-05605	BOLT, license lamp	2		
12	35911HG5800	35911HG5800	35911HG5800	35911HG5800	LENS, license	1		
13	35912HG5800	35912HG5800	35912HG5800	35912HG5800	HOUSING, license	1		
14	35916HG5800	35916HG5800	35916HG5800	35916HG5800	CORD ASS`Y	1		
15	09471-12210	09471-12210	09471-12210	09471-12210	BULB, license lamp(12V/5W)	1		

FIG 46



FWD

FIG 46. REAR WHEEL


REF.	PARTS NO.				PARTS NAME	Q'TY	REMARKS	REC. Q'TY
NO.	 SEU01	SF01	SG01	SS01				(PCS)
0	64140SR8300HPA	64140SR8300HPA	64140SR8300HPA	64140SR8300HPA	WHEEL + TIRE REAR ASS`Y	1		
1	64150HM8103120	64150HM8103120	64150HM8103120	64150HM8103120	WHEEL COMP, rear(J17x MT4.00)	1		5
2	65101HR8300	65101HR8300	65101HR8300	65101HR8300	TIRE COMP, rear(150/70-17 69J)	1		5
3	55220-41D10	55220-41D10	55220-41D10	55220-41D10	VALVE ASS`Y, wheel rim	1		
4	64711HM8102	64711HM8102	64711HM8102	64711HM8102	AXLE, rear	1		5
5	09159H16002	09159H16002	09159H16002	09159H16002	NUT, rear axle	1		
6	64741HM8100	64741HM8100	64741HM8100	64741HM8100	SPACER, rear axle R	1		
7	64751HM8100	64751HM8100	64751HM8100	64751HM8100	SPACER, rear axle L(46T)	1		
8	64611HM8170120	64611HM8170120	64611HM8170120	64611HM8170120	DRUM, rear sprocket mounting	1		5
9	64511HM7900	64511HM7900	64511HM7900	64511HM7900	SPROCKET, rear	1		10
10	64733HM8100	64733HM8100	64733HM8100	64733HM8100	RETAINER, rear sprocket drum	1		5
11	01517-08358	01517-08358	01517-08358	01517-08358	BOLT, rear sprocket	6		
12	08319-31088	08319-31088	08319-31088	08319-31088	NUT, rear sprocket	6		
13	09285-28001	09285-28001	09285-28001	09285-28001	OIL SEAL, rear sprocket mounting drum	1		
14	08133-62047	08133-62047	08133-62047	08133-62047	BEARING, rear sprocket mounting drum	1		
15	09169-10013	09169-10013	09169-10013	09169-10013	WASHER, rear sprocket	3	NOT SALE	
16	64651HM8101	64651HM8101	64651HM8101	64651HM8101	SHOCK ABSORBER, rear wheel	6		30
17	64731HM8100	64731HM8100	64731HM8100	64731HM8100	SPACER, rear wheel bearing	1		
18	08133-62037	08133-62037	08133-62037	08133-62037	BEARING, rear wheel L	1		3
19	08133-62037	08133-62037	08133-62037	08133-62037	BEARING, rear wheel R	1		3
20	09280-55001	09280-55001	09280-55001	09280-55001	O-RING, rear brake	1		
21	69211HM8102	69211HM8102	69211HM8102	69211HM8102	DISK, rear brake	1		10
22	59421-03A01	59421-03A01	59421-03A01	59421-03A01	BOLT, rear brake disk	6		
23	64712HJ8200	64712HJ8200	64712HJ8200	64712HJ8200	WASHER, chain adjuster R	1		
24	64712HJ8200	64712HJ8200	64712HJ8200	64712HJ8200	WASHER, chain adjuster L	1		
25	69340HM8170120	69340HM8170120	69340HM8170120	69340HM8170120	CARRIER, caliper	1		

FIG 47

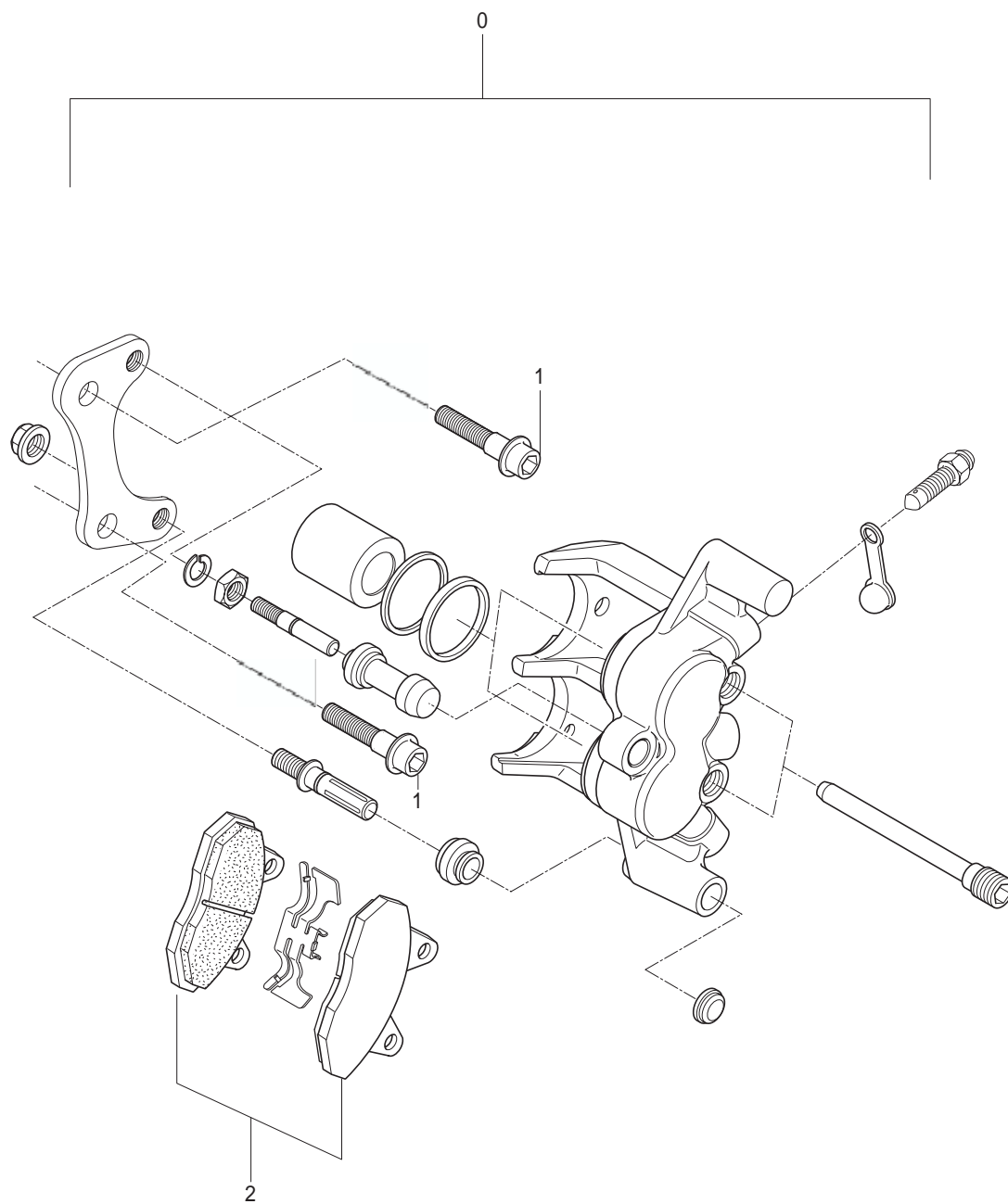


FIG 47. REAR CALIPER


REF.	PARTS NO.				PARTS NAME	Q`TY	REMARKS	REC. Q`TY
NO.	 SEU01	SF01	SG01	SS01				(PCS)
0	69300HP9500	69300HP9500	69300HP9500	69300HP9500	CALIPER ASS`Y, rear	1		5
1	09103H08254	09103H08254	09103H08254	09103H08254	BOLT, caliper	2		
2	59301HP9500	59301HP9500	59301HP9500	59301HP9500	PAD SET	1		5

FIG 48

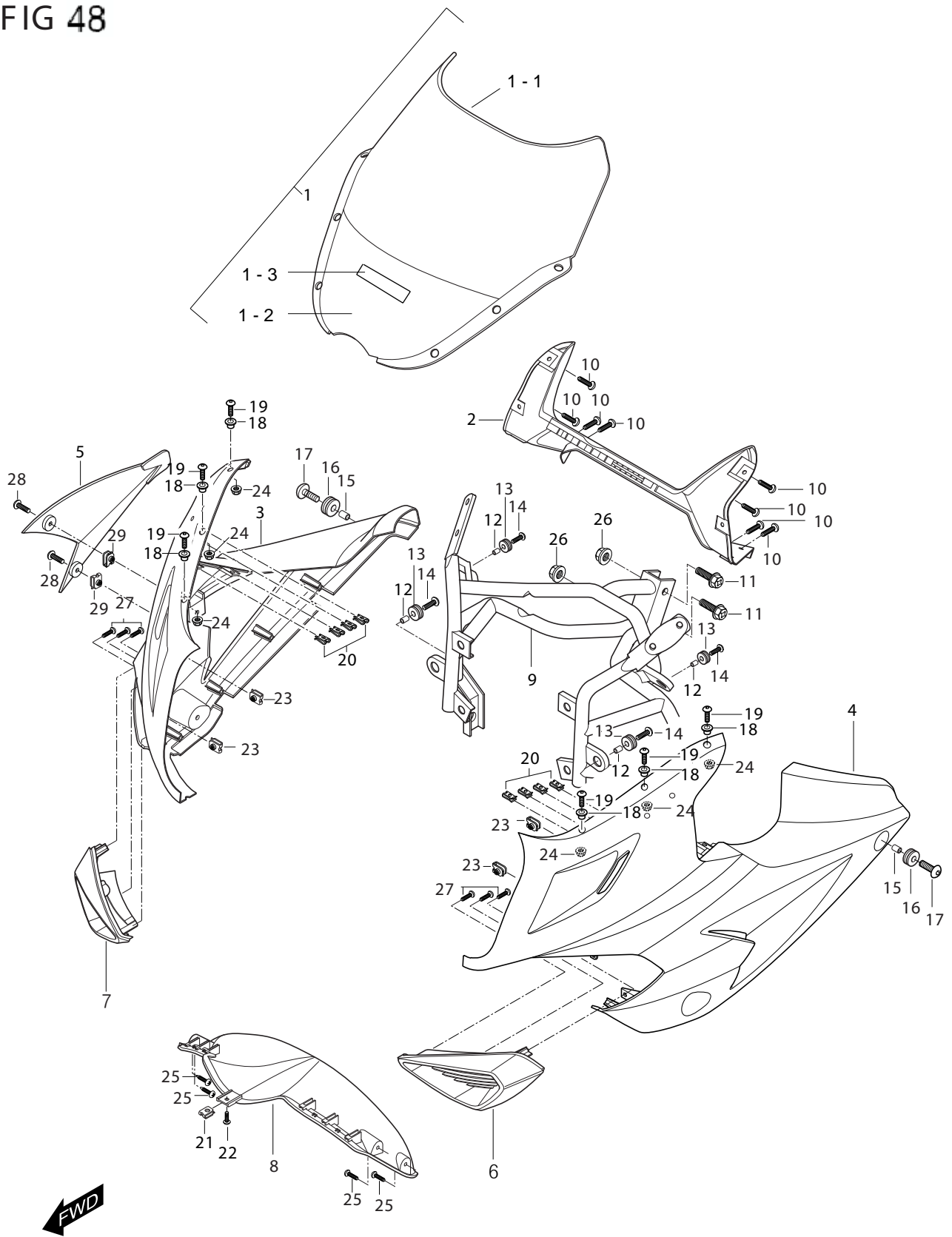


FIG 48. COW'G BODY

REF.	PARTS NO.				PARTS NAME	Q'TY	REMARKS	REC. Q'TY
NO.	 SEU01	SF01	SG01	SS01				(PCS)
1	94611HP9203HPA	94611HP9203HPA	94611HP9203HPA	94611HP9203HPA	WINDSCREEN ASS'Y	1		5
1-1	94611HP9203	94611HP9203	94611HP9203	94611HP9203	WINDSCREEN	1		
1-2	68500HP9200	68500HP9200	68500HP9200	68500HP9200	TAPE,WINDSCREEN	1		
1-3	68120HL7300120	68120HL7300120	68120HL7300120	68120HL7300120	EMBLEM,LEG SHIELD FRONT	1		
2	94641HP9200	94641HP9200	94641HP9200	94641HP9200	PANEL, meter	1		5
3	94411HP92020DR	94411HP92020DR	94411HP92020DR	94411HP92020DR	COW'G, body side R(0NR,0DR)	1		3
	94411HP92020DS	94411HP92020DS	94411HP92020DS	94411HP92020DS	COW'G, body side R(0NS)	1		3
	94411HP92020LO	94411HP92020LO	94411HP92020LO	94411HP92020LO	COW'G, body side R(0UO)	1		3
		94411HP92020BK			COW'G, body side R(0BK)	1		3
		94411HPW4000BK			COW'G, body side R(4RN)	1	WATER DECAL	3
4	94421HP92020DR	94421HP92020DR	94421HP92020DR	94421HP92020DR	COW'G, body side L(0NR,0DR)	1		3
	94421HP92020DS	94421HP92020DS	94421HP92020DS	94421HP92020DS	COW'G, body side L(0NS)	1		3
	94421HP92020LO	94421HP92020LO	94421HP92020LO	94421HP92020LO	COW'G, body side L(0UO)	1		3
		94421HP92020BK			COW'G, body side L(0BK)	1		3
		94421HPW4000BK			COW'G, body side L(4RN)	1	WATER DECAL	3
5	94431HP92000DR	94431HP92000DR	94431HP92000DR	94431HP92000DR	COW'G, body side R inner(0NR,0DR)	1		3
	94431HP92000DS	94431HP92000DS	94431HP92000DS	94431HP92000DS	COW'G, body side R inner(0DS)	1		3
	94431HP92000LO	94431HP92000LO	94431HP92000LO	94431HP92000LO	COW'G, body side R inner(0UO)	1		3
		94431HP92000BK			COW'G, body side R inner(0BK)	1		3
		94431HPW4000BK			COW'G, body side R inner(4RN)	1	WATER DECAL	3
6	94671HP9200121	94671HP9200121	94671HP9200121	94671HP9200121	COW'G, air duct L	1		5
7	94661HP9200121	94661HP9200121	94661HP9200121	94661HP9200121	COW'G, air duct R	1		5
8	94441HP92000DR	94441HP92000DR	94441HP92000DR	94441HP92000DR	COW'G, body center lower(0NR,0DR)	1		3
	94441HP92000DS	94441HP92000DS	94441HP92000DS	94441HP92000DS	COW'G, body center lower(0NS)	1		3
	94441HP92000LO	94441HP92000LO	94441HP92000LO	94441HP92000LO	COW'G, body center lower(0UO)	1		3
		94441HP92000BK			COW'G, body center lower(0BK,4RN)	1		3
9	94510HP9202	94510HP9202	94510HP9202	94510HP9202	BRACE, cowling	1		5
10	03241-05125	03241-05125	03241-05125	03241-05125	BOLT, meter panel & body side cow R/L	8		
11	09103H08254	09103H08254	09103H08254	09103H08254	BOLT, brace comp & frame head pipe	2		
12	09180H06208	09180H06208	09180H06208	09180H06208	SPACER, body side cow R/L & brace comp	4		

FIG 48



FIG 48-1. COW'G BODY


REF. NO.	PARTS NO.				PARTS NAME	Q'TY	REMARKS	REC. Q'TY (PCS)
	 SEU01	SF01	SG01	SS01				
13	09320-09034	09320-09034	09320-09034	09320-09034	CUSHION, body side cow R/L & brace comp	4		
14	09116-06143	09116-06143	09116-06143	09116-06143	BOLT, body side COW'G R/L & brace comp	4		
15	09180H06208	09180H06208	09180H06208	09180H06208	SPACER, body side COW'G R/L & frame	2		
16	09320-09016	09320-09016	09320-09016	09320-09016	CUSHION, body side COW'G R/L & frame	2		
17	09136-06113	09136-06113	09136-06113	09136-06113	BOLT, body side COW'G R/L & frame	4		
18	09320-07012	09320-07012	09320-07012	09320-07012	CUSHION, windscreen & body side COW'G up	6		
19	09106H05150	09106H05150	09106H05150	09106H05150	BOLT, windscreen & body side COW'G up	6		
20	09148-05004	09148-05004	09148-05004	09148-05004	NUT, body side COW'G R/L & meter panel	8		
21	09148-05004	09148-05004	09148-05004	09148-05004	NUT, lower COW'G ctr & body side COW'G R/L	1		
22	03241-05125	03241-05125	03241-05125	03241-05125	SCREW, lower COW'G ctr & body side COW'G	1		
23	09148-06020	09148-06020	09148-06020	09148-06020	NUT, body side COW'G R/L & brace comp	4		
24	08316-26055	08316-26055	08316-26055	08316-26055	NUT, windscreen & body side COW'G up	6		15
25	03211-05166	03211-05166	03211-05166	03211-05166	SCREW, lower COW'G & body side COW'G R/L	4		
26	08313-11088	08313-11088	08313-11088	08313-11088	NUT, brace comp & frame head pipe	2		
27	03241-04128	03241-04128	03241-04128	03241-04128	SCREW, body side cwing & air doct COW'G	6		
28	09106H06150	09106H06150	09106H06150	09106H06150	BOLT	2		60
29	09148-06020	09148-06020	09148-06020	09148-06020	NUT	2		
30	09169-05018	09169-05018	09169-05018	09169-05018	WASHER, Windscreen	6		
31	94454HP9400	94454HP9400	94454HP9400	94454HP9400	CUSHION, Upper Cowling R	1		
32	94455HP9400	94455HP9400	94455HP9400	94455HP9400	CUSHION, Upper Cowling L	1		

FIG 49

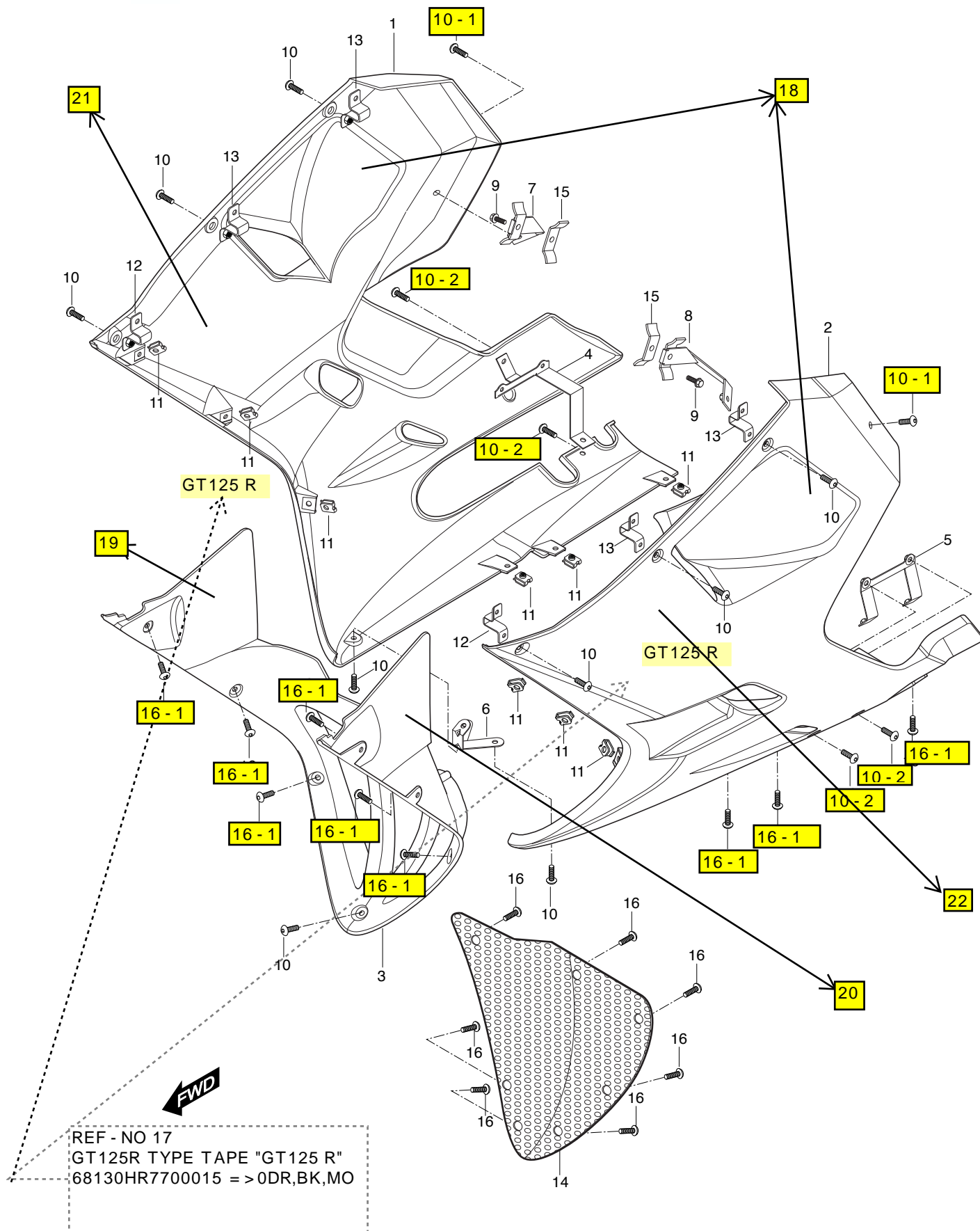


FIG 49. COW'G BODY


REF.	PARTS NO.				PARTS NAME	Q'TY	REMARKS	REC. Q'TY
NO.	 SEU01	SF01	SG01	SS01				(PCS)
0		94409HP9450	94409HP9450		UNDER Cow'g SET(Color:CBK,CDR With Emblem)			
1	94432H765500BK	94432H765500BK	94432H765500BK	94432H765500BK	COW'G, under RH (ONS With Tape)	1		5
	94432H765510BK	94432H765510BK	94432H765510BK	94432H765510BK	COW'G, under RH (ONR With Taper)	1		5
	94432H765520BK	94432H765520BK	94432H765520BK	94432H765520BK	COW'G, under RH (OUO With Tape)	1		5
		94432HP9402			COW'G, under RH (color:CBK,CDR:WITHOUT EM	1		5
		94432HPW400CDR			COW'G, under RH (4RN)	1	WATER DECAL	5
2	94433H765500BK	94433H765500BK	94433H765500BK	94433H765500BK	COW'G, under LH (ONS With Tape)	1		5
	94433H765510BK	94433H765510BK	94433H765510BK	94433H765510BK	COW'G, under LH (ONR With Tape)	1		5
	94433H765520BK	94433H765520BK	94433H765520BK	94433H765520BK	COW'G, under LH (OUO With Tape)	1		5
		94433HP9400			COW'G, under LH (color:CBK,CDR:WITHOUT EMBLEM	1		5
		94433HPW400CDR			COW'G, under LH (4RN)	1	WATER DECAL	5
3	94431HP94000BK	94431HP94000BK	94431HP94000BK	94431HP94000BK	COW'G, under center (color:ONS,0NR,0UO,0BI	1		5
4	94434HR8300	94434HR8300	94434HR8300	94434HR8300	PLATE, under COW'G RH	1		5
5	94435HR8300	94435HR8300	94435HR8300	94435HR8300	PLATE, under COW'G LH	1		5
6	94436HP9401	94436HP9401	94436HP9401	94436HP9401	PLATE, under center COW'G	1		5
7	94478HR8300	94478HR8300	94478HR8300	94478HR8300	PLATE COMP,under COW'G upper RH	1		5
8	94479HR8300	94479HR8300	94479HR8300	94479HR8300	PLATE COMP,under COW'G upper LH	1		5
9	01134-06306	01134-06306	01134-06306	01134-06306	BOLT, body under COW'G & frame	2		5
10	09106H05150	09106H05150	09106H05150	09106H05150	BOLT, body under COW'G R/L	11		5
10-1	09136-06113	09136-06113	09136-06113	09136-06113	BOLT	2		5
10-2	09106H06150	09106H06150	09106H06150	09106H06150	BOLT	4		5
11	09148-05004	09148-05004	09148-05004	09148-05004	NUT, under COW'G	9		
12	94425HP9401	94425HP9401	94425HP9401	94425HP9401	PLATE, body COW'G side lower	2		3
13	94426HP9401	94426HP9401	94426HP9401	94426HP9401	PLATE, body COW'G side	4		3
14	94439HP9401	94439HP9401	94439HP9401	94439HP9401	GRILL, under center COW'G	1		
15	94417HP9201	94417HP9201	94417HP9201	94417HP9201	PLATE COMP, frame & body COW'G No.2	2		
16	03151-05125	03151-05125	03151-05125	03151-05125	SCREW, side COW'G & lower cowl	7		
16-1	03241-05125	03241-05125	03241-05125	03241-05125	SCREW	9		

FIG 49

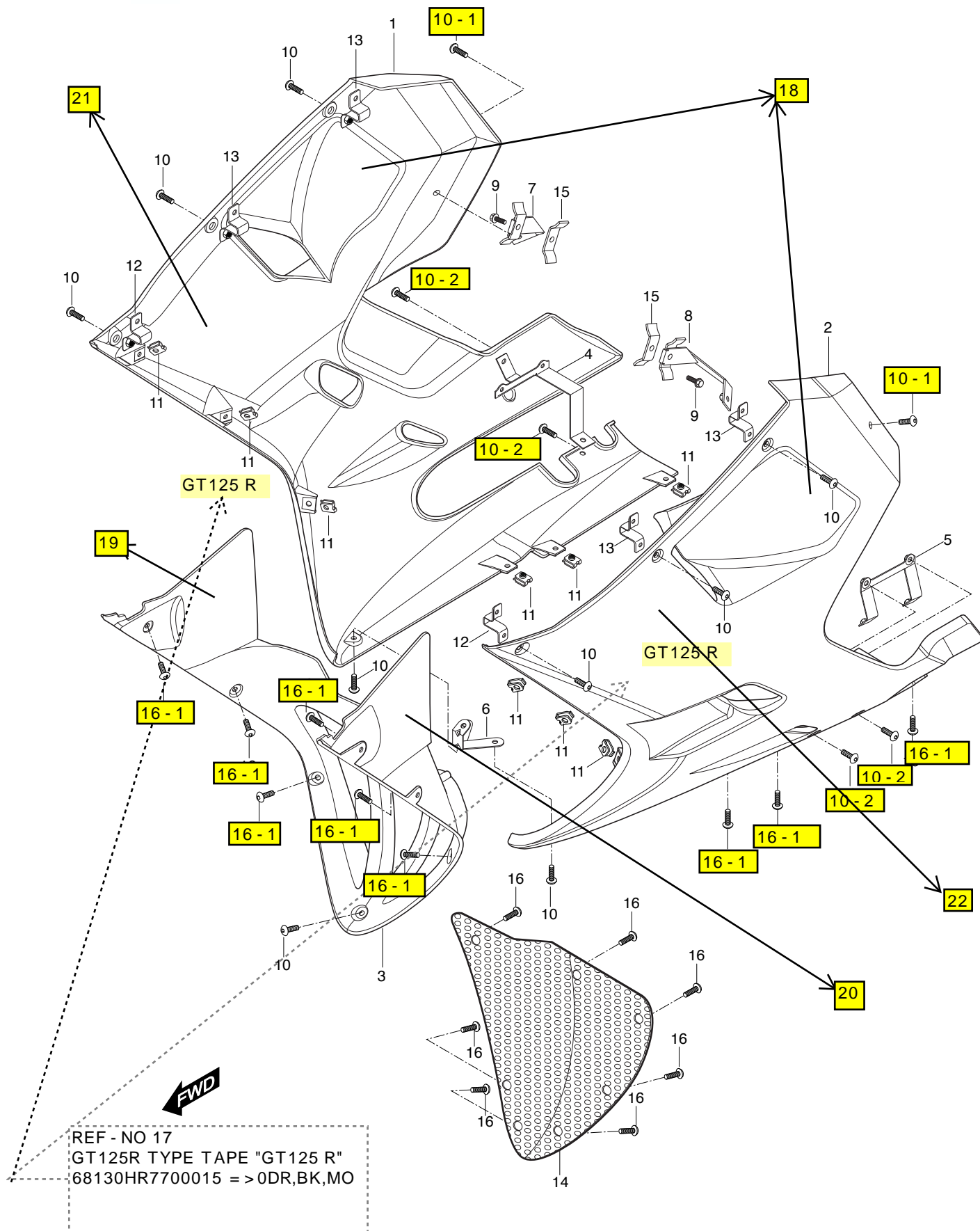


FIG 49. COW'G BODY


REF.	PARTS NO.				PARTS NAME	Q'TY	REMARKS	REC. Q'TY
NO.	 SEU01	SF01	SG01	SS01				(PCS)
17	68144H765500C2	68144H765500C2	68144H765500C2	68144H765500C2	TAPE, UNDER COW'G NO1 R (ONS)	1		3
	68144H765500B9	68144H765500B9	68144H765500B9	68144H765500B9	TAPE, UNDER COW'G NO1 R (ONR)	1		3
	68144H765500C1	68144H765500C1	68144H765500C1	68144H765500C1	TAPE, UNDER COW'G NO1 R (OUO)	1		3
	68154HR83700C3	68154HR83700C3	68154HR83700C3	68154HR83700C3	TAPE, UNDER COW'G NO2 R (ONS/ONR/OUO)	1		5
17-1		68130HR7700015			TAPE, "GT125 R" RH(0BK,0DR)			
	68146H765500C2	68146H765500C2	68146H765500C2	68146H765500C2	TAPE, UNDER COW'G NO1 L (ONS)	1		3
	68146H765500B9	68146H765500B9	68146H765500B9	68146H765500B9	TAPE, UNDER COW'G NO1 L (ONR)	1		3
	68146H765500C1	68146H765500C1	68146H765500C1	68146H765500C1	TAPE, UNDER COW'G NO1 L (OUO)	1		3
	68156HR83700C3	68156HR83700C3	68156HR83700C3	68156HR83700C3	TAPE, UNDER COW'G NO2 L (ONS/ONR/OUO)	1		5
18	94453HP9400	94453HP9400	94453HP9400	94453HP9400	CUSHION, Under Cow'g Side L	2		3
19	94456HP9400	94456HP9400	94456HP9400	94456HP9400	CUSHION, Under Cent Cow'g R	1		3
20	94457HP9400	94457HP9400	94457HP9400	94457HP9400	CUSHION, Under Cent Cow'g L	1		3
21	94458HP9400	94458HP9400	94458HP9400	94458HP9400	CUSHION, Under Cowling R	1		3
22	94459HP9400	94459HP9400	94459HP9400	94459HP9400	CUSHION, Under Cowling L	1		3

FIG 50

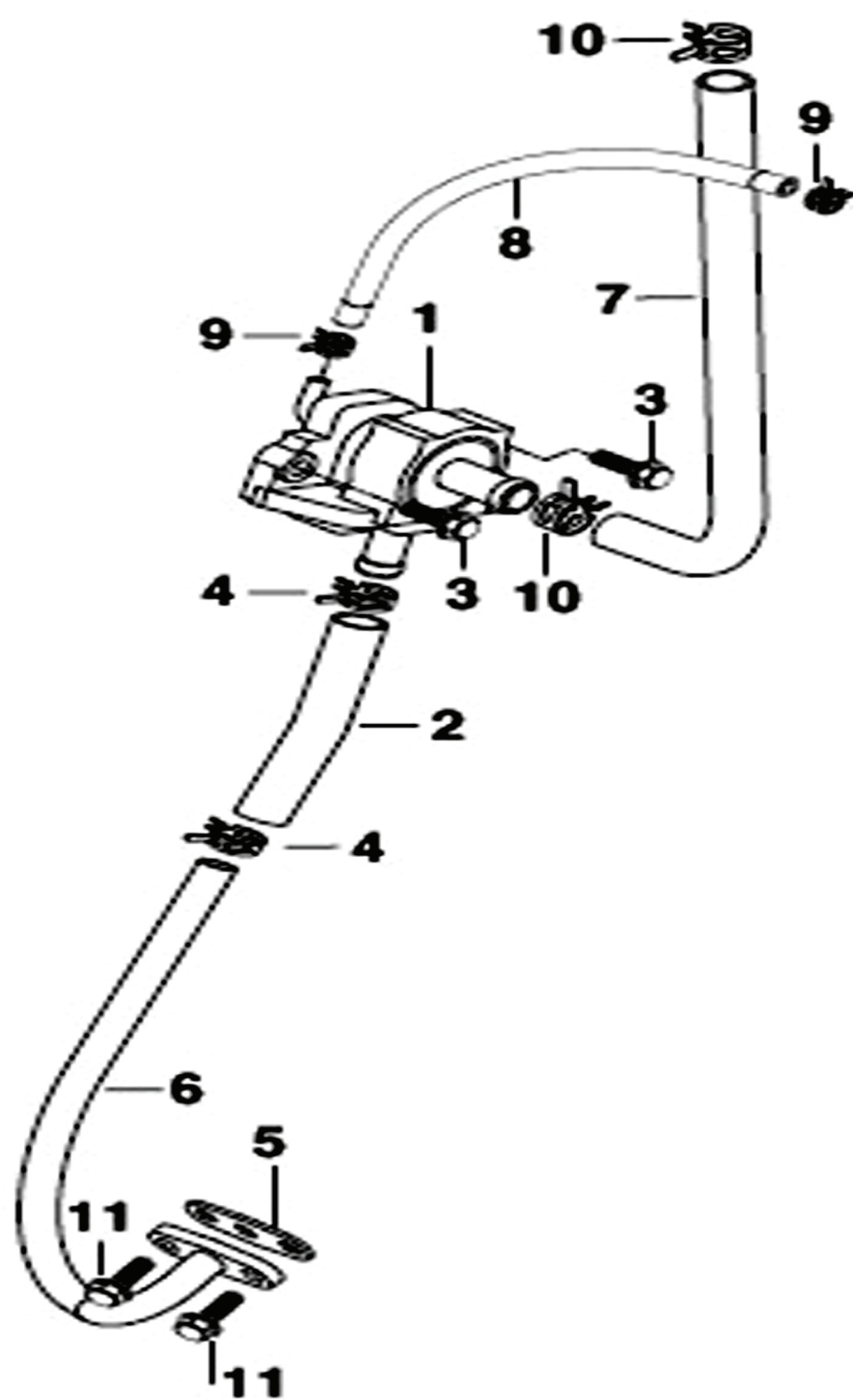


FIG 50. 2ND AIR


REF.	PARTS NO.				PARTS NAME	Q'TY	REMARKS	REC. Q'TY
NO.	 SEU01	SF01	SG01	SS01				(PCS)
1	18500HN9100	18500HN9100	18500HN9100	18500HN9100	VALVE ASSY' 2DN AIR	1		
2	18631HS6500	18631HS6500	18631HS6500	18631HS6500	HOSE, 2ND air pipe	1		
3	01547-06208	01547-06208	01547-06208	01547-06208	BOLT, 2ND air valve	2		
4	09401H13401	09401H13401	09401H13401	09401H13401	CLAMP, 2ND air pipe	2		
5	18615HN9101	18615HN9101	18615HN9101	18615HN9101	GASKET, 2ND air pipe	1		
6	18610HJ8290	18610HJ8290	18610HJ8290	18610HJ8290	PIPE COMP, 2ND air front	1		
7	18651HP7600	18651HP7600	18651HP7600	18651HP7600	HOSE, 2ND air cleaner RH	1		
8	18671HP9501	18671HP9501	18671HP9501	18671HP9501	HOSE, 2ND vacuum RH	1		
9	09401H08401	09401H08401	09401H08401	09401H08401	CLAMP, 2ND vacuum hose	2		
10	09401H14401	09401H14401	09401H14401	09401H14401	CLAMP, 2ND air cleaner hose	2		
11	09128-06005	09128-06005	09128-06005	09128-06005	BOLT, 2ND air pipe	2		

FIG 51

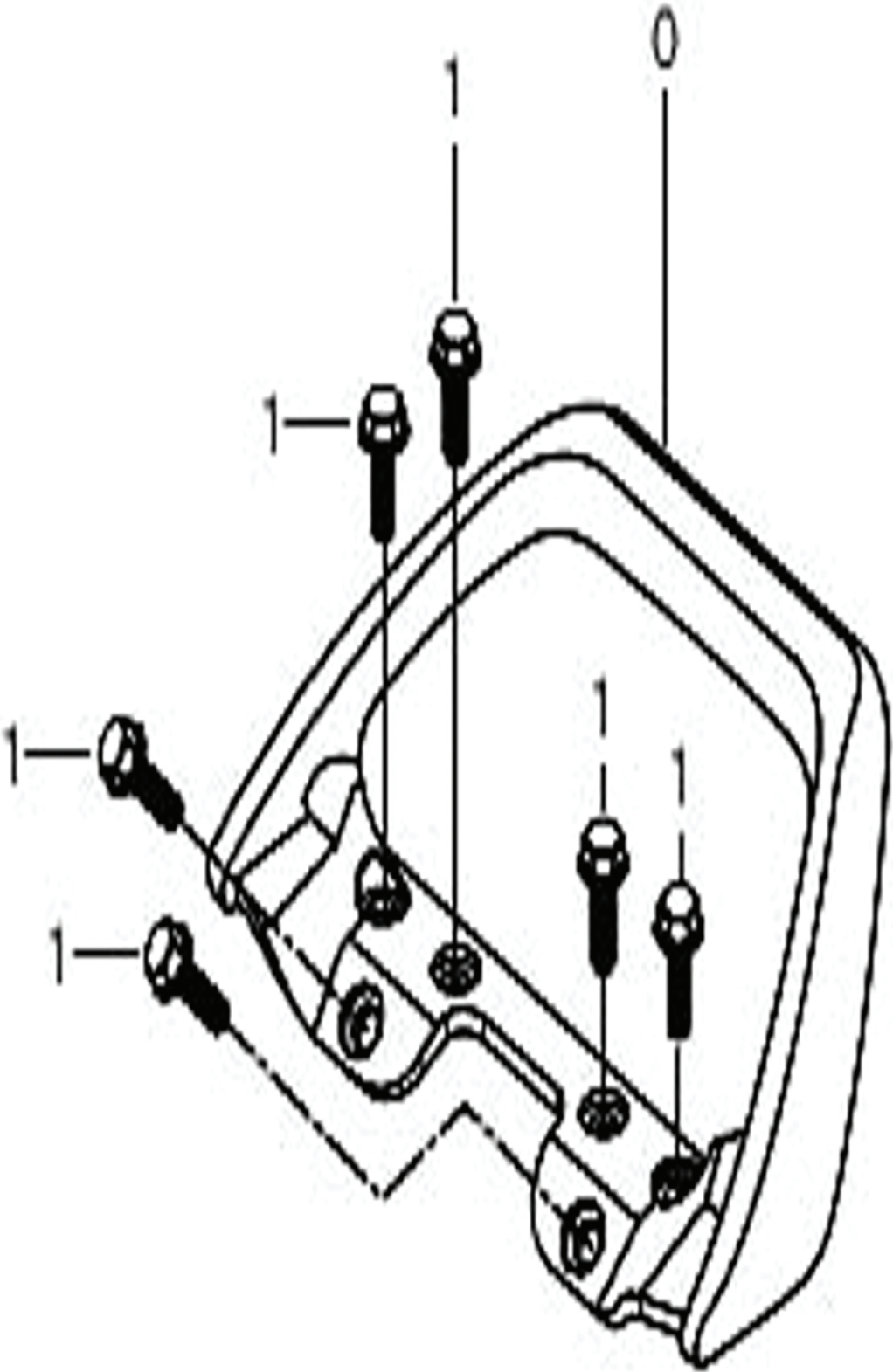



FIG 51. RIDER PILLION

REF.	PARTS NO.				PARTS NAME	Q`TY	REMARKS	REC. Q`TY
NO.	 SEU01	SF01	SG01	SS01				(PCS)
1	47510HP9202	47510HP9202	47510HP9202	47510HP9202	RIDER, PILLION	1		
2	07120-08208	07120-08208	07120-08208	07120-08208	BOLT, PILLION	6		5