



**HONDA**  
**CB550K K1**

Courtesy of  [www.hondadeusa.com](http://www.hondadeusa.com) [www.hondakorea.com](http://www.hondakorea.com)

**PARTS LIST**

© 1977 HONDA MOTOR CO., LTD.

# HONDA

## PARTS CATALOG

CB550K,K1,'76

550 Four

AMERICAN HONDA MOTOR CO., INC.

May 1994

Second Edition

© American Honda Motor Co., Inc. 1994

PRINTED IN USA

133740M

### TABLE OF CONTENTS

	Grid	Page
How To Use This Catalog .....	A 2	iv
Serial Numbers .....	A 3	vi
Construction Of Vehicle Identification Number (V.I.N.) ..	A 3	vii
Color Tables .....	A 4	viii
Manuals .....	A 4	ix
Model ID Photos .....	A 5	x
Specifications .....	A 5	xi
Bulk Hose .....	A 7	xiv
Commonly Required Replacement Parts .....	A 8	xvi
Contents By Page No. Sequence .....	A 9	xviii
Contents In Alphabetical Order .....	A 9	1
Part Groups		
Engine Group .....	B 1	2
Frame Group .....	D 1	50
Index		
Part Number Index .....	H 1	140
Description Index .....	I 1	152

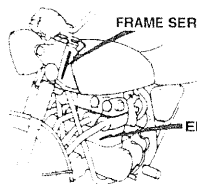


## SERIAL NUMBERS

### Models and applicable serial numbers

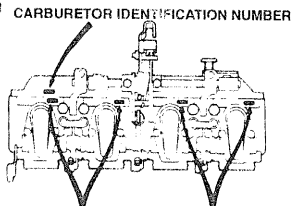
Models and applicable serial Nos. given in this parts catalog can be identified as follows  
Parts with types are exclusive for models destined for countries designated  
If no types are listed, parts are for common U.S.

Model	Applicable Engine Serial No.	Applicable Frame Serial No.	Applicable Carburetor Identification No.
CB55J	CB550E-1000001 ~	CB550K*1000001 ~	022 A
CB550K76	CB550E-1067334 ~	CB550K*1230001 ~	087 A
CB550K1	CB550E-1029182 ~	CB550K*1200001 ~	022 A



FRAME SERIAL NUMBER

ENGINE SERIAL  
NUMBER



CARBURETOR IDENTIFICATION NUMBER

## CONSTRUCTION OF VEHICLE IDENTIFICATION NUMBER (V.I.N.)

W.M.I. V.D.S. V.I.S.  
(Example) J H 2 R C 0 4 0 • B M 2 0 0 0 1

W.M.I. ... World manufacturer identifier  
V.D.S. ... Vehicle descriptor section  
V.I.S. ... Vehicle indicator section

Sequential Production number

### Plant representation

A... OHIO factory in U.S.A.  
S... AALST factory in BELGIUM  
C... SAITAMA factory in JAPAN  
D... GUADALAJARA factory in MEXICO  
E... MONTESA factory in SPAIN  
F... ATESSA factory in ITALY  
K... KUMAMOTO factory in JAPAN  
M... HAMAMATSU factory in JAPAN  
R... MANAUS factory in BRAZIL  
S... SUZUKA factory in JAPAN  
T... TOCHIGI factory in JAPAN

### Model year

(Example)

B 1981 C 1982 D 1983 X 1999  
-Except I.O.Q.U.-

### Check digit

This code is used to detect errors in the V.I.N. and consists of a single-digit number (0-9) or a letter "X". It has no direct bearing upon the V.D.S. and V.I.S.

### Vehicle description code

(Example) RC040 CB750F NC030 CB4001  
Refer to SERIAL NUMBERS

### Make and Type of vehicle

JH2... HONDA, Motorcycle (Manufactured in JAPAN)  
1H1... HONDA, Motorcycle (Manufactured in U.S.A.)  
YC1... HONDA, Motorcycle (Manufactured in BELGIUM)  
9CC... HONDA, Motorcycle (Manufactured in BRAZIL)  
3H1... HONDA, Motorcycle (Manufactured in MEXICO)  
VTM... HONDA, Motorcycle (Manufactured in SPAIN)  
ZDC... HONDA, Motorcycle (Manufactured in ITALY)  
JH3... HONDA, All terrain vehicle (Manufactured in JAPAN)  
478... HONDA, All terrain vehicle (Manufactured in U.S.A.)

Any change or modification of parts is directly related to the V.D.S. and V.I.S.

A V.I.S. number will appear in the "Serial No." column of the Parts Catalog if a part is changed or modified.

### COMMENT:

This example is generic and applies to 1981 and newer vehicles. 1980 models and prior are referred to as "FRAME NUMBER" and the construction is designed by using the model designation or code followed by a sequential number.

## COLOR TABLES

Color chart

- (WL) = Stripes and labels other than caution labels are included in parts whose part name ends in (WL).
- (WOL) = Stripes and labels are not included in parts whose part name ends in (WOL).


COLOR CODE TABLE (Color descriptions omitted from the main text of the catalog)

TYPE OF PARTS	COLOR CODE	COLOR DESCRIPTION
PAINTED PARTS	A	WHITE
	B	BLACK
	C	SCARLET
	E	ROYAL BLUE
	N	DARK BLUE
	Q	MARQUEE BLUE
	R	IVORY YELLOW
	S	DARK SILVER
	T	METALLIC SILVER
	Z	PRIMER
	ZZ	PRIMER
	XW	CHROME
VINYL PARTS	A	BLACK
	B	BLUE
	D	LIGHT BLUE
	E	SCARLET
	G	DARK ROSE
	N	ELEPHANT GRAY & IVORY
	Q	WHITE
	V	IVORY


## MANUALS

DESCRIPTION	PART NUMBER	W/C
CB550F76/77 CB550K76/77/78 MICROFICHE	133740M	
CB550F76/77 CB550K75/77/78 SERVICE MANUAL	E137407	0671396

## MODEL ID PHOTO



C3550 550 FOUR




CB550K1 550 FOUR

## SPECIFICATIONS

SECTION SUBJECT	CB550	CB550K1
<b>ENGINE</b>		
Cylinder	4 cylinder	4 cylinder
Strokes	4-Stroke	4-Stroke
Cooling	Air Cooled	Air Cooled
Camshaft	SOHC	SOHC
Valves per cylinder	2-Valve	2-Valve
Displacement	544cc	544cc
Lubrication system	Wet Sump	Wet Sump
Carburetor	Piston Valve 22mm	Piston Valve 22mm
Main jet	≈ 100	≈ 100
Slow jet	≈ 38	≈ 38
<b>TRANSMISSION</b>		
Transmission type	Manual	Manual
Transmission speeds	5 Speed	5 Speed
Clutch	Manual	Manual
Shift pattern	1-N-2-3-4-5	1-N-2-3-4-5
<b>CHASSIS</b>		
Fuel tank capacity (Std.)	3.7gal	3.7gal
Fuel tank capacity (Res.)	1.3gal	1.3gal
Air filter type	Paper	Paper
Countershaft sprocket	17T	17T
Rear wheel sprocket	37T	37T
Drive chain	520-96L Regular	520-96L Regular
Front Brake	Disc	Disc
Rear Brake	Internal expand shoe	Internal expand shoe
Front tire	3.25-19-4PR	3.25-19-4PR
Tire pressure	28PSI	28PSI
Rear tire	3.75-18-4PR	3.75-18-4PR
Tire pressure	34PSI	34PSI
<b>SERVICE TUNING</b>		
Valve clearance		
Intake	0.05mm (0.002")	0.05mm (0.002")
Exhaust	0.08mm (0.003")	0.08mm (0.003")
Ignition type	Battery	Battery
Points gap	0.3-0.4mm (0.012-0.016")	0.3-0.4mm (0.012-0.016")
Spark plug gap	0.6-0.7mm (0.024-0.028")	0.6-0.7mm (0.024-0.028")
<b>LUBRICATION</b>		
Recommended fuel	86 + Octane	86 + Octane
Engine oil - Pro Honda		
GN4 10W40	08C35-A141M01	08C35-A141M01
GN4 20W50	08C35-A251M01	08C35-A251M01
Engine oil capacity		
After draining	3.2qt	3.2qt
Chain lubricant		
Pro Honda chain lube	08Z09-0002	08Z09-0002
Fork oil		
Pro Honda 15W 55	08Z08-0005	08Z08-0005
Pro Honda 10W 55	08Z08-0010	08Z08-0010

## MODEL ID PHOTO



CB550K76 550 FOUR

## SPECIFICATIONS

SECTION/SUBJECT	CB550K76
<b>ENGINE</b>	
Cylinder	4 cylinder
Strokes	4-Stroke
Cooling	Air Cooled
Camshaft	SOHC
Valves per cylinder	2-Valve
Displacement	544cc
Lubrication system	Wet Sump
Carburetor	Piston Valve 22mm
Main jet	±100
Slow jet	±38
<b>TRANSMISSION</b>	
Transmission type	Manual
Transmission speeds	5 Speed
Clutch	Manual
Shift pattern	*N-2-3-4-5
<b>CHASSIS</b>	
Fuel tank capacity (Std)	3.7gr
Fuel tank capacity (Res)	1.3-gal
Air filter type	Paper
Countershaft sprocket	11T
Rear wheel sprocket	31T
Drive chain	5/16-96L Regular
Front Brake	Disc
Rear Brake	Internal expand shoe
Front tire	3.25-5-16-4PR
Tire pressure	25-28PSI
Rear tire	3.75-5-16-4PR
Tire pressure	28-36PSI
<b>SETUP/TUNING</b>	
Valve clearance	
Intake	0.05mm (0.002")
Exhaust	0.08mm (0.003")
Ignition type	Battery
Points gap	0.3-0.4mm (0.012-0.016")
Spark plug gap	1.6-0.7mm (0.024-0.028")
<b>LUBRICATION</b>	
Recommended fuel	86 - Octane
Engine oil - Pro Honda	
GN4 10W-40	08C35-414/MU1
GN4 20W50	08C35-425/MU1
Engine oil capacity	
After draining	3.2gr
Chain lubricant	
Pro Honda chain lube	08209-0007
Fork oil	
Pro Honda 15W SS-71	08116-0005
Pro Honda 10W SS-81	08208-0010

## BULK HOSE

### Bulk Hose Cross Reference Chart

To convert a cut hose part number to the equivalent of roll hose simply match the two part numbers using the following chart, cutting the required length indicated by the cut hose part number.

FUEL HOSE		VACUUM HOSE	
CURRENT CATALOG LISTING	BULK HOSE PART NUMBER	CURRENT CATALOG LISTING	BULK HOSE PART NUMBER
95001-35 --- -2 ---	95001-35003-20M	95005-35 --- -2 ---	95001-35003-20M
95001-35 --- -4 ---	95001-35003-40M	95005-35 --- -3 ---	
95001-45 --- -2 ---	95001-45003-20M	95005-35 --- -1 ---	
95001-45 --- -4 ---	95001-45006-40M		
95001-55 --- -2 ---	95001-55008-20M	95005-45 --- -2 ---	95001-35003-20M
95001-55 --- -4 ---	95001-55008-40M	95005-45 --- -3 ---	
95001-75 --- -4 ---	95001-75008-40M		
		95005-50 --- -3 ---	95005-50003-30M
		95005-55 --- -2 ---	95005-55003-20M
		95005-70 --- -3 ---	95005-70003-30M
		95005-75 --- -1 ---	95005-75003-10M
		95005-75 --- -2 ---	
		95005-80 --- -1 ---	95005-80006-10M
		95005-80 --- -2 ---	
		95005-80 --- -3 ---	
		95005-12 --- -2 ---	95005-12003-10M

#### ORDERING INFORMATION

##### FUEL HOSE

PART NUMBER	H/C	INSIDE DIAMETER	ROLL LENGTH
95001-35003-20M	2380533	3.5 (mm)	3M (9.9ft)
95001-35003-40M	2380541	3.5 (mm)	3M (9.9ft)
95001-45003-20M	2380558	4.5 (mm)	3M (9.9ft)
95001-45006-30M	2324986	4.5 (mm)	8M (26.4ft)
95001-55008-20M	2386134	5.3 (mm)	8M (26.4ft)
95001-55008-30M	2385896	5.3 (mm)	8M (26.4ft)
95001-75008-20M	2385094	7.5 (mm)	3M (9.9ft)
95001-75003-30M	2385904	7.5 (mm)	3M (9.9ft)

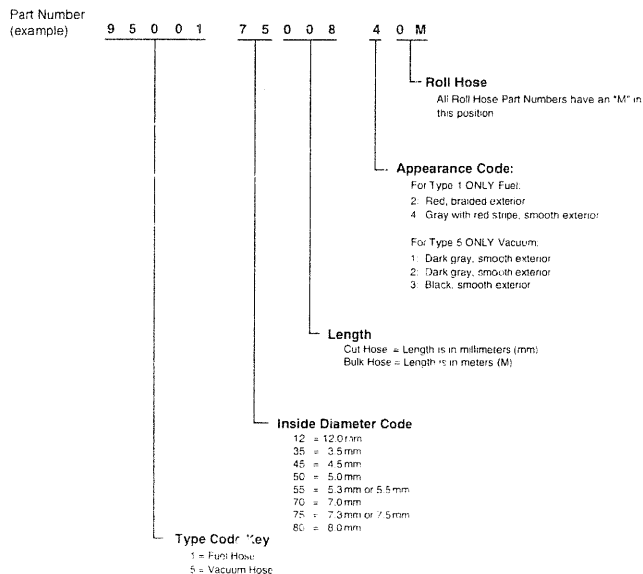
##### VACUUM HOSE

PART NUMBER	H/C	INSIDE DIAMETER	ROLL LENGTH
95001-35003-10M	2325058	3.5 (mm)	3M (26.4ft)
95001-35003-10M	2325082	4.5 (mm)	3M (26.4ft)
95001-45003-30M	2383608	5.0 (mm)	3M (9.9ft)
95001-45008-10M	2386886	5.5 (mm)	8M (26.4ft)
95001-55006-20M	2380624	6.5 (mm)	8M (9.9ft)
95001-55008-10M	2380640	7.3 (mm)	8M (9.9ft)
95001-75008-10M	2325108	8.0 (mm)	3M (26.4ft)
95001-75003-10M	2383657	12.0 (mm)	3M (9.9ft)
95005-14003-20M	2380565	14.0 (mm)	3M (9.9ft)

CAUTION: Damage to vacuum hose will result from contact with fuel. Do not use vacuum hose in place of fuel hose.

## BULK HOSE

### Construction of Fuel and Vacuum Hose Part Number



CAUTION: Damage to vacuum hose will result from contact with fuel.  
Do not use vacuum hose in place of fuel hose.



## COMMONLY REQUIRED REPLACEMENT PARTS

K = CB550 K1 = CB550K1 6 = CB550K76		CB550		CROSS K		7 6		SERIAL NUMBER		QTY		R E Q		PART NUMBER		HONDA CODE	
Ref No	DESCRIPTION	K	K1	6	FROM	TO											
BATTERY ASSY. ....		K	K1	6	-----	-----	1	98703-22250						0430462			
BATTERY ASSY. (12V12A) .....		K	K1	--	-----	-----	1	31500-310-671						0113142			
BULB, TAILLIGHT .....		K	K1	6	-----	-----	1	34906-M69-771						1700301			
BULB, TAILLIGHT (12V27/7W 2057HD) (12V27/7W 2057HD) .....		K	--	--	-----	-----	1	34906-M69-771						1700301			
BULB, TAILLIGHT (12V 27/8W) .....		--	K1	6	-----	-----	1	34906-341-671						0273540			
BULB, TAILLIGHT (12V 27/8W) .....		K	--	--	-----	-----	1	34906-341-671						0273540			
BULB, TURN SIGNAL (12V 23W) .....		K	--	--	-----	-----	2	34905-268-671						0145318			
BULB, TURN SIGNAL (12V 23W) .....		--	K1	6	-----	-----	2	34905-268-671						0145318			
CABLE, SPEEDOMETER INNER .....		K	K1	6	-----	-----	1	44831-323-000						0312827			
CABLE, TACHOMETER INNER .....		K	K1	--	-----	-----	1	37261-300-000						0312785			
		--	6	--	1236357	-----	1	37261-300-000						0312785			
CHAIN, DRIVE (100L) (DAIDO) .....		K	K1	6	-----	-----	1	40530-341-305						0302042			
DISK, CLUTCH FRICTION .....		K	K1	--	-----	-----	7	22201-286-010						0180299			
		--	--	6	-----	-----	6	22201-286-010						0180299			
FUSE A (15A) .....		K	K1	6	-----	-----	2	98200-11500						0216283			
FUSE A (5A) .....		K	K1	6	-----	-----	2	98200-10500						0330910			
FUSE A (7A) .....		K	K1	6	-----	-----	2	98200-10700						0250662			
FUSE, GROMMET .....		K	--	6	-----	-----	1	32118-341-707						0314666			
GASKET SET .....		K	K1	6	-----	-----	4	16010-323-305						4344495			
GASKET SET .....		K	K1	6	-----	-----	4	16010-323-004						0309492			
GASKET, EX. PIPE .....		--	6	--	1247248	-----	4	18291-390-306						4503046			
GASKET, EX. PIPE .....		--	6	--	1247248	-----	4	18291-390-000						0402420			
GASKET, EX. PIPE .....		K	K1	--	-----	-----	4	18291-216-000						0028241			
GASKET, EX. PIPE .....		K	K1	--	-----	-----	4	18291-MM5-650						2246535			
		--	6	--	1247247	-----	4	18291-216-000						0028241			
		--	6	--	1247247	-----	4	18291-MM5-650						3246535			
GRIP, L. HANDLEBAR .....		K	K1	6	-----	-----	1	53166-342-670						0268409			
GRIP, R. HANDLEBAR .....		K	K1	6	-----	-----	1	53165-342-670						0268391			
HANDLEBAR .....		K	K1	6	-----	-----	1	53100-374-000						0362749			
LENS, TAILLIGHT .....		K	--	--	-----	-----	1	33702-341-671						0268680			
LENS, TAILLIGHT .....		--	K1	6	-----	-----	1	33702-341-671						0268680			
MIRROR, L. ....		K	K1	6	-----	-----	1	88120-333-611						0483750			

## COMMONLY REQUIRED REPLACEMENT PARTS

K = CB550 K1 = CB550K1 6 = CB550K76		CB550		CROSS K		7 6		SERIAL NUMBER		QTY		R E Q		PART NUMBER		HONDA CODE	
Ref No	DESCRIPTION	K	K1	6	FROM	TO											
MIRROR, L. ....		K	K1	6	-----	-----	1	88120-333-610						0418814			
MIRROR, L. ....		K	K1	--	-----	-----	1	88120-333-004						0297325			
MIRROR, R. ....		--	--	6	-----	-----	1	88100-371-980						0456558			
MIRROR, R. ....		--	--	6	-----	-----	1	88100-333-610						0418806			
MIRROR, R. ....		K	K1	6	-----	-----	1	88110-333-611						0469429			
MIRROR, R. ....		K	K1	6	-----	-----	1	88100-333-004						0297317			
PLUG, SPARK (D-7ES NGK) .....		K	K1	6	-----	-----	4	98069-57711						0263145			
PLUG, SPARK (D7EA NGK) .....		K	K1	6	-----	-----	4	98069-57717						0633248			
PLUG, SPARK (X22ES ND) .....		K	K1	6	-----	-----	4	98069-57723						0253906			
POINTS (184 HITACHI) .....		K	K1	6	-----	-----	1	30203-300-005						0189423			
POINTS (184 TOYO) .....		K	K1	6	-----	-----	1	30203-300-154						0366153			
POINTS (283 HITACHI) .....		K	K1	6	-----	-----	1	30204-300-005						0189431			
POINTS (283 TOYO) .....		K	K1	6	-----	-----	1	30204-300-154						0366104			
POINTS ASSY. (HITACHI) .....		K	K1	6	-----	-----	1	30200-323-005						0254870			
POINTS ASSY. (TOYO) .....		K	K1	6	-----	-----	1	30200-323-154						0378604			
RUBBER, KICK STARTER .....		--	K1	6	-----	-----	1	28311-329-000						0293159			
		--	K1	6	-----	-----	1	28311-329-000						0293159			
RUBBER, SHIFT PEDAL .....		K	K1	6	-----	-----	1	95011-40000						0255695			
SPROCKET, DRIVE (17T) .....		K	K1	6	-----	-----	1	23801-300-010						0256552			
TIRE, FR. (3.25-19) (BS) .....		K	K1	--	-----	-----	1	44711-300-013						0286906			
TIRE, FR. (3.25H19) .....		K	K1	6	-----	-----	1	44711-341-003						0418103			
TIRE, FR. (3.25S-19) (BS) .....		K	K1	0	-----	-----	1	44711-375-671						0415950			
TIRE, RR. (3.75S-18) (BS) .....		K	K1	6	-----	-----	1	42711-375-671						0415943			
TIRE, RR. WHEEL .....		K	K1	--	-----	-----	1	42711-374-003						03635P2			

© American Honda Motor Co., Inc. 1994

CB550 ENGINE NO.; CB550E-1000001 TO SUBSEQUENT  
 CB550 FRAME NO.; CB550K-1000001 TO SUBSEQUENT  
 CB550K1 ENGINE NO.; CB550E-1029182 TO SUBSEQUENT  
 CB550K1 FRAME NO.; CB550K-1200001 TO SUBSEQUENT

CB550K76 ENGINE NO.; CB550E-1067334 TO SUBSEQUENT  
 CB550K76 FRAME NO.; CB550K-1230001 TO SUBSEQUENT

© American Honda Motor Co., Inc. 1994 xvi

GRID

A8

## CONTENTS BY PAGE NO. SEQUENCE

PAGE TITLE	PAGE	GRID	PAGE TITLE	PAGE	GRID
CYLINDER • HEAD	2	B1			
CAMSHAFT • CRANKSHAFT	10	B5			
CLUTCH • CRANKCASE COVER	16	B8			
ALTERNATOR • OIL PUMP	24	B12			
TRANSMISSION • KICK STARTER SPINDLE	30	C3			
CRANKCASE • OIL FILTER	40	C8			
CARBURETOR	44	C10			
BOLT • WASHER (CRANKCASE)	48	C12			
HANDLEBAR • CABLE	50	D1			
HEADLIGHT • SPEEDOMETER					
TACHOMETER	56	D4			
STEERING STEM • FRONT FENDER	62	D7			
FRONT WHEEL • REAR WHEEL	70	D11			
FUEL TANK • AIR CLEANER	78	E3			
EXHAUST MUFFLER • STEP	90	E9			
SWINGARM • REAR SHOCK ABSORBER	98	F1			
TAILLIGHT • TURN SIGNAL K	106	F5			
TAILLIGHT • TURN SIGNAL K1-76	112	F8			
FRAME • WIRE HARNESS	118	F11			
FRONT BRAKE MASTER • CYLINDER	132	G6			

## CONTENTS IN ALPHABETICAL ORDER

PAGE TITLE	PAGE	GRID	PAGE TITLE	PAGE	GRID
AIR CLEANER	78	E3			
ALTERNATOR	24	B12			
BOLT	48	C12			
BRAKE MASTER, FR.	132	G6			
CABLE	50	D1			
CAMSHAFT	10	B5			
CARBURETOR	44	C10			
CLUTCH	16	B8			
CRANKCASE	40	C8			
CRANKCASE COVER	16	B8			
CRANKSHAFT	10	B5			
CYLINDER	2	B1			
CYLINDER	132	G6			
EXHAUST MUFFLER	90	E9			
FENDER, FR.	62	D7			
FRAME	118	F11			
FUEL TANK	78	E3			
HANDLEBAR	50	D1			
HEAD	2	B1			
HEADLIGHT	56	D4			
KICK STARTER SPINDLE	30	C3			
OIL FILTER	40	C8			
OIL PUMP	24	B12			
SHOCK ABSORBER, RR.	98	F1			
SPEEDOMETER	56	D4			
STEERING STEM	62	D7			
STEP	90	E9			
SWINGARM	98	F1			
TACHOMETER	56	D4			
TAILLIGHT K	106	F5			
TAILLIGHT K1-76	112	F8			
TRANSMISSION	30	C3			
TURN SIGNAL K	106	F5			
TURN SIGNAL K1-76	112	F8			
WASHER (CRANKCASE)	48	C12			
WHEEL, FR.	70	D11			
WHEEL, RR.	70	D11			
WIRE HARNESS	118	F11			