



MICRO-

PARTS CATALOG

KSV700-A1

This catalog covers:
'04 KSV700-A1

GRID NO.

A-1

This grid covers:

Title

Kawasaki Motors Corp., U.S.A.



MICRO-

PARTS CATALOG

'04 KSV700-A1

(KFX700 V FORCE)

Publications.....	A-2
Parts List Information.....	A-3
Emissions.....	A-4
Model Identification.....	A-5
Engine.....	B-1
Chassis.....	E-1
Assembly & Prep Manual.....	M-1
Bulletins.....	N-1
Part Number Index.....	O-11

© 2003, Kawasaki Motors Corp., U.S.A.

Printed in U.S.A.

All Rights Reserved. No part of this parts catalog may be reproduced, stored in a retrieval system, or transmitted in any form or by any means, electronic mechanical photocopying, recording or otherwise, without prior written permission of Parts Operations/Kawasaki Motors Corp., U.S.A. No liability can be accepted for any inaccuracies or omissions in this parts catalog, although every possible care has been taken to make it as complete and accurate as possible. Part numbers and the model application for all Kawasaki parts, including the parts themselves, are subject to change without prior notice or obligation.

Engine No. Location:

RH hand lower part of the crankcase

Year & Model	'04 KSV700-A1
Color	1. Colored Plastic Blazing Orange (268) 2. Lime Green (7F)
VIN No. Range	JKASV6A1V4B500001 ~
Engine No. Range	SV700AE500001 ~

This catalog covers:
'04 KSV700-A1

GRID NO.

A-2

This grid covers:
Publications

Kawasaki Motors Corp., U.S.A.

Year & Model	Owner's Manual	A&P Manual		Service Manual		Microfiche
		General	Supplement	Base Manual	Supplement	
2004 KSV700-A1	99987-1154	99931-1420-01		99924-1315-01		99961-0577
	99929-1589(Canada only)					

This catalog covers:
'04 KSV700-A1

A-3

Parts List Information

Kawasaki Motors Corp., U.S.A.

PARTS LIST INFORMATION

This parts catalog lists parts and sub-assemblies provided as spare parts.
When it becomes necessary to replace parts, always use KAWASAKI GENUINE PARTS. Strict inspection assures
quality and performance of KAWASAKI GENUINE PARTS.

HOW TO ORDER PARTS

When ordering parts be sure to use the catalog for the correct model and year of the vehicle. Include the following items exactly as listed in this catalog on your parts order.

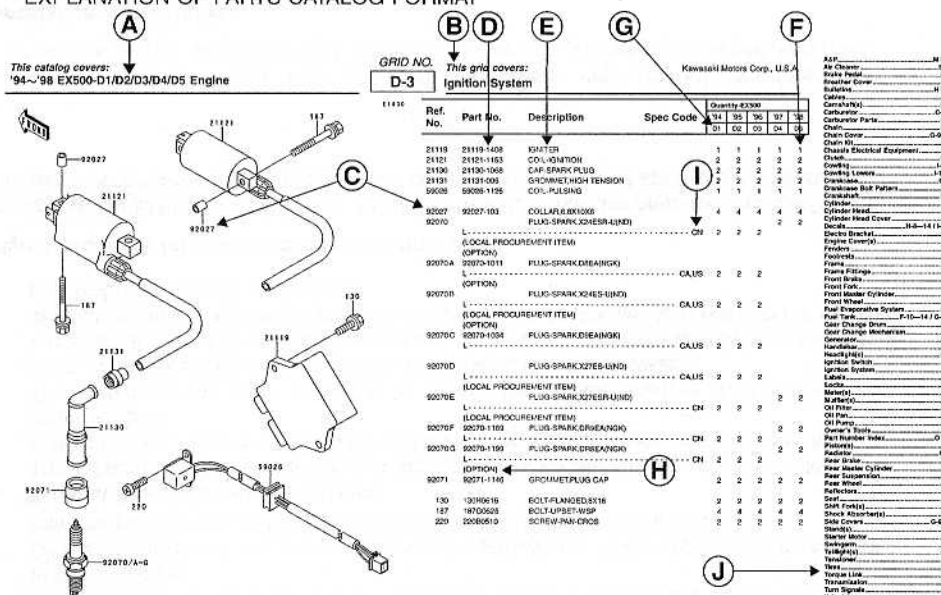
- Part Number
- Part Name
- Color Code

- Specify the color using both color code (which is part of the part number) and name when ordering painted parts.

Example: 51001-5074-8G TANK-COMP-FUEL, EBONY

Parts not shown disassembled in the illustrations of this parts catalog are not sold separately; only complete units or next higher assemblies illustrated, are supplied as spare parts.

EXPLANATION OF PARTS CATALOG FORMAT



A. Year & Model Code

This title describes the year(s) and model(s) contained in this catalog.

B. Part Group Title

A representative name for the group of parts illustrated on this page.

C. Reference Number

The reference number is listed on the illustration and parts list. It is the link between the illustration and the parts list.

D. Part Number

The number assigned to a part for the purchase of parts ordering.

1. Part Number (New Structure)

00000-0000-00 or 00000-0000-000 00000-000-00

Color Code Production Number Function Code

2. Standard Hardware Nummer

000 0 0000

Size Number

Material or Surface Treatment Code (Alphabet)

Item Number

E. Description

Describes the main function of the part and includes data such as size, number of teeth, color, etc.

List of Abbreviations

(+)	Plus	HEX	Hexagonal	REF	Reference
(-)	Minus	ID	Inside Diameter	RH	Right Hand
&	And	KPH	Kilometers per Hour	RPM	Revolutions per Minute
2ND	Second	L	Link	RR	Rear
3RD	Third	L	Length	STD	Standard
4TH	Fourth	L	Less	T	Teeth
AR	As Required	LH	Left Hand	T	Thickness
ASSY	Assembly	LWR	Lower	U/S	Undersize
CA	Cut Away	MM	Millimeter	UPP	Upper
CNT	Center	MPH	Miles per Hour	V	Volt
COMP	Complete	NA	Not Available	W	Watt
D	Degree	O/S	Oversize	W/	With
FR	Front	OD	Outside Diameter	WD	With Decal
G	Gram	PR	Ply Rating	WOD	Without Decal

F. Quantity

Specifies how many of a part are required at the indicated position on the illustration.

G. Spec Code

Indicates which parts are used for a specific vehicle year and model.

H. Additional Information

Additional information is shown as follows:

1. (OPTION) Part is not installed as original equipment, but is available separately.
2. (RACING USE ONLY) Part is to be used for closed course racing only on this vehicle.
3. (OFF-ROAD USE ONLY) Part is for off-road use only on this vehicle.
4. (LOCAL PROCUREMENT ITEM) Part is obtainable from local source. No part number is listed.
5. Technical relationships between old part numbers and new part numbers are shown as follows:
INTERCHANGE – Old part or new part can be used.
SUBSTITUTE – New part replaces old part. Old part cannot be used in place of new part.
6. Mid-Year part number changes on a vehicle are noted by engine or frame number references.
- | | | | |
|----------------|---|----------------|---|
| { | - | KZ400DE001181) | • Affected units from beginning of model year production up to an including this engine number. |
| (KZ400D-008111 | - |) | • Affected units are from this frame number to the end of model year production. |
| (KZ200DE000181 | - | KZ200DE018888) | • Affected units are in this engine number range. |

I. Specification Code

Identifies the vehicle market or country for which the part applies. If no code is listed, the part is used for all markets covered by this catalog.

Specification code	Specifications
CA	California (U.S.A)
CN	Canada
US	49-State (U.S.A.)

J. Grid Index

The Grid Index is used to help find the next part on a grid without returning to the Pictorial Index.

This catalog covers:
'04 KSV700-A1

GRID NO.

A-4

This grid covers:
Emissions

Kawasaki Motors Corp., U.S.A.

EMISSION CONTROL INFORMATION (ATV)

To protect the environment in which we all live, Kawasaki has incorporated crankcase emission (1) and exhaust emission (2) control systems (EM) in compliance with applicable regulations of the California Air Resources Board.

1. Crankcase Emission Control System

A sealed-type crankcase emission control system is used to eliminate blow-by gases. The blow-by gases are led to the breather chamber through the crankcase. Then, they are led to the air cleaner.

Oil is separated from the gases while passing through the inside of the breather chamber from the crankcase, and then returned back to the bottom of crankcase.

2. Exhaust Emission Control System

The exhaust emission control system applied to this engine family is engine modifications that consist of a modified carburetor and an ignition system having optimum ignition timing characteristics.

The carburetor has been calibrated to provide lean air/fuel mixture characteristics and optimum fuel economy with a suitable air cleaner and exhaust system.

A maintenance free ignition provides the most favorable ignition timing and helps maintain a thorough combustion process within the engine which contributes to a reduction of exhaust pollutants entering the atmosphere.

High Altitude Performance Adjustment Information

To improve the EMISSION CONTROL PERFORMANCE of vehicles operated above 4,000 feet, Kawasaki recommends the following California Air Resources Board approved modification.

NOTE

- When properly performed these specified modifications only are not considered to be emissions system "tampering" and vehicle performance is generally unchanged as a result.

Installation Instructions:

High altitude adjustment requires replacement of certain carburetors components.

Installation of these optional parts may be performed by an authorized Kawasaki dealer, or the consumer, following repair recommendations specified in the appropriate Kawasaki Service Manual.

TAMPERING WITH EMISSION CONTROL SYSTEM PROHIBITED

California State law prohibits the following acts or the causing thereof: (1) the removal or rendering inoperative by any person other than for purposes of maintenance, repair, or replacement, of any device or element of design incorporated into any new vehicle for the purposes of emission control prior to its sale or delivery to the ultimate purchaser or while it is in use, or (2) the use of the vehicle after such device or element of design has been removed or rendered inoperative by any person.

Among those acts presumed to constitute tampering are the acts listed below:

Do not tamper with the original emission related parts:

- Carburetor and internal parts
- Spark plugs
- Magneto or electronic battery ignition system
- Fuel filter element
- Air cleaner element

TAMPERING WITH NOISE CONTROL SYSTEM PROHIBITED

Federal law prohibits the following acts or the causing thereof: (1) the removal or rendering inoperative by any person other than for purposes of maintenance, repair, or replacement, of any device or element of design incorporated into any new vehicle for the purpose of noise control prior to its sale or delivery to the ultimate purchaser or while it is in use, or (2) the use of the vehicle after such device or element of design has been removed or rendered inoperative by any person.

Among those acts presumed to constitute tampering are the acts listed below:

- Replacement of the original exhaust system or muffler with a component not in compliance with Federal regulations.
- Removal of the muffler(s) or any internal portion of the muffler(s).
- Removal of the air box or air box cover.
- Modification to the muffler(s) or air intake system by cutting, drilling, or other means if such modifications result in increased noise level.

This catalog covers:
'04 KSV700-A1

GRID NO.

A-5

This grid covers:

'04 KSV700-A1:KFX700 V FORCE

Kawasaki Motors Corp., U.S.A.



General Specifications

Engine	
Engine Type	4-stroke, V-Twin SOHC W/C
Displacement	697 cc
Bore x Stroke	82.0 x 66.0 mm
Compression Ratio	9.9:1
Carburetor	Keihin CVKR-D32x2, constant velocity, diaphragm type
Ignition System	Digital DC-CDI
Cylinder Material	Aluminum alloy with ferrous sleeve

Transmission	
Transmission	Continuously variable transmission - belt drive Automatic, with Reverse
Gear Ratios	— High — Reverse
Primary Ratio	2.416
Final Drive System	4.285
Final Ratio	3.12 - 0.64 Belt Converter
	Shaft two-wheel drive
	4.38 (35/8)

Chassis	
Wheelbase	1285 mm (50.6 in.)
Overall Width	1195 mm (47.0 in.)
Seat Height	850 mm (33.5 in.)
Ground Clearance	Frame - 245 mm (9.6 in.)
	Rear Axle - 160 mm (6.3 in.)
Dry Weight	234 kg (516 lb.)
Curb Weight	115 kg (254 lb.)
	135 kg (298 lb.)
Max. Vehicle Capacity	N/A
Fuel Tank Capacity	12 L (3.2 gal.)
Tire Size	— Front — Rear
Brake Type	— Front — Rear
Brake Size	— Front — Rear
Wheel Travel	— Front — Rear

Model Identification

Year & Model	'04 KVF700-A1:KFX700 V FORCE
Color	① Colored Plastic Blazing Orange (268) ② Lime Green (7F)
VIN Range	JKASV6A1✓4B500001
Engine No. Range	SV700AE500001 —
Engine No. Location	RH lower crankcase

Tuning Specifications

Engine	
Valve Clearance (Cold)	Intake: N/A Exhaust: N/A
Compression Pressure	N/A
Engine Oil	API SF or SG, API SH or SJ of JASO MA Class 10W40
	2.2 liter
	— w/filter change
	— Level

Ignition	
Spark Plug	CR7E
	0.7 - 0.8 mm
Ignition Timing	5° BTDC at 1,100 rpm
	28° BTDC at 5,000 rpm

Chassis	
Tire Pressure (Cold)	4 psi
	5 psi
Final Gear Case Oil	Mobil Fluid 424
	When above 5° C (41° F) SAE 90
	When below 5° C (41° F) SAE 80
	.9 liter
— Capacity	

This catalog covers:

'04 KSV700-A1

GRID NO.

A-6

This grid covers:

Color Combination Parts List

Kawasaki Motors Corp., U.S.A.

'04 KSV700-A1

Color: Colored Plastic Blazing Orange (268)					
Part No.	Description	Spec.Code			
		CA	CN	US	
14091-0061-6Z	COVER,HEAD LAMP GRILL,LH,BLACK	O	O	O	
14091-0062-6Z	COVER,HEAD LAMP GRILL,RH,BLACK	O	O	O	
14091-0075-268	COVER,AIR CLEANER,B.ORANGE	O	O	O	
14091-0089-6Z	COVER,SIDE,LH,F.BLACK	O	O	O	
14091-0090-6Z	COVER,SIDE,RH,F.BLACK	O	O	O	
14091-0095-6Z	COVER,TAIL LAMP,F.BLACK	O	X	O	
14091-0096-268	COVER,TANK CAP,B.ORANGE	O	O	O	
14091-0113-6Z	COVER,TAIL LAMP,F.BLACK	X	O	X	
14091-1511-6D	COVER,MAINTENANCE,BLACK	O	O	O	
14091-1524-6Z	COVER,FRONT GRILL,F.BLACK	O	O	O	
32160-1800-HN	FRAME-COMP,G.GRAY	O	O	O	
32190-1315-HN	BRACKET-ENGINE,RR,UPP,LH,GRAY	O	O	O	
32190-1316-HN	BRACKET-ENGINE,RR,UPP,RH,GRAY	O	O	O	
34028-1535-HN	STEP,G.GRAY	O	O	O	
35004-0014-268	FENDER-FRONT,B.ORANGE	O	O	O	
35023-0010-268	FENDER-REAR,B.ORANGE	O	O	O	
35063-0033-HN	STAY,GLOVE BAR,G.GRAY	O	O	O	
39007-1307-HN	ARM-SUSP,LH,UPP,G.GRAY	O	O	O	
39007-1309-HN	ARM-SUSP,RH,UPP,G.GRAY	O	O	O	
39007-1311-HN	ARM-SUSP,LH,LWR,G.GRAY	O	O	O	
39007-1312-HN	ARM-SUSP,RH,LWR,G.GRAY	O	O	O	
43001-0011-HN	LEVER-BRAKE,PEDAL,G.GRAY	O	O	O	
43041-1806-DJ	CALIPER-ASSY,FR,RH,BLACK	O	O	O	
43041-1807-DJ	CALIPER-ASSY,FR,LH,BLACK	O	O	O	
45014-0004-EH	SHOCKABSORBER,FR,P.WHITE	O	O	O	
45014-0005-EH	SHOCKABSORBER,RR,P.WHITE	O	O	O	
46003-0001-5A	HANDLE,SILVER	O	O	O	
53066-0003-MA	SEAT-ASSY,BLACK	O	O	O	
55020-0010-HN	GUARD,FR,G.GRAY	O	O	O	
55020-1799-6Z	GUARD,STEP,LH,F.BLACK	O	O	O	

O : Applicable X : Not applicable

'04 KSV700-A1

Color: Colored Plastic Blazing Orange (268)					
Part No.	Description	Spec.Code			
		CA	CN	US	
55020-1800-6Z	GUARD,STEP,RH,F.BLACK	O	O	O	
55020-1810-HN	GUARD,BELT CONVERTER,G.GRAY	O	O	O	
59441-1173-6D	COVER-HANDLE,BLACK	O	O	O	

O : Applicable X : Not applicable

This catalog covers:
'04 KSV700-A1

GRID NO.

A-7

This grid covers:

Color Combination Parts List

Kawasaki Motors Corp., U.S.A.

'04 KSV700-A1

Color: Lime Green (7F)					
Part No.	Description	Spec.Code			
		CA	CN	US	
14091-0061-6Z	COVER,HEAD LAMP GRILL,LH,BLACK	0	0	0	
14091-0062-6Z	COVER,HEAD LAMP GRILL,RH,BLACK	0	0	0	
14091-0075-6W	COVER,AIR CLEANER,L.GREEN	0	0	0	
14091-0089-6Z	COVER,SIDE,LH,F.BLACK	0	0	0	
14091-0090-6Z	COVER,SIDE,RH,F.BLACK	0	0	0	
14091-0095-6Z	COVER,TAIL LAMP,F.BLACK	0	×	0	
14091-0096-6W	COVER,TANK CAP,L.GREEN	0	0	0	
14091-0113-6Z	COVER,TAIL LAMP,F.BLACK	×	0	×	
14091-1511-6D	COVER,MAINTENANCE,BLACK	0	0	0	
14091-1524-6Z	COVER,FRONT GRILL,F.BLACK	0	0	0	
32160-1800-HN	FRAME-COMP,G.GRAY	0	0	0	
32190-1315-HN	BRACKET-ENGINE,RR,UPP,LH,GRAY	0	0	0	
32190-1316-HN	BRACKET-ENGINE,RR,UPP,RH,GRAY	0	0	0	
34028-1535-HN	STEP,G.GRAY	0	0	0	
35004-0014-6W	FENDER-FRONT,L.GREEN	0	0	0	
35023-0010-6W	FENDER-REAR,L.GREEN	0	0	0	
35063-0033-HN	STAY,GLOVE BAR,G.GRAY	0	0	0	
39007-1307-HN	ARM-SUSP,LH,UPP,G.GRAY	0	0	0	
39007-1309-HN	ARM-SUSP,RH,UPP,G.GRAY	0	0	0	
39007-1311-HN	ARM-SUSP,LH,LWR,G.GRAY	0	0	0	
39007-1312-HN	ARM-SUSP,RH,LWR,G.GRAY	0	0	0	
43001-0011-HN	LEVER-BRAKE,PEDAL,G.GRAY	0	0	0	
43041-1806-DJ	CALIPER-ASSY,FR,RH,BLACK	0	0	0	
43041-1807-DJ	CALIPER-ASSY,FR,LH,BLACK	0	0	0	
45014-0004-CC	SHOCKABSORBER,FR,L.GREEN	0	0	0	
45014-0005-CC	SHOCKABSORBER,RR,L.GREEN	0	0	0	
46003-0001-5A	HANDLE,SILVER	0	0	0	
53066-0003-MA	SEAT-ASSY,BLACK	0	0	0	
55020-0010-HN	GUARD,FR,G.GRAY	0	0	0	
55020-1799-6Z	GUARD,STEP,LH,F.BLACK	0	0	0	

0 : Applicable × : Not applicable

'04 KSV700-A1

Color: Lime Green (7F)					
Part No.	Description	Spec.Code			
		CA	CN	US	
55020-1800-6Z	GUARD,STEP,RH,F.BLACK	0	0	0	
55020-1810-HN	GUARD,BELT CONVERTER,G.GRAY	0	0	0	
59441-1173-6D	COVER-HANDLE,BLACK	0	0	0	

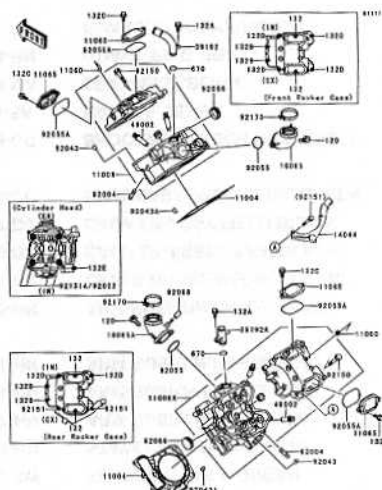
0 : Applicable × : Not applicable

This catalog covers:
'04 KSV700-A1 Engine

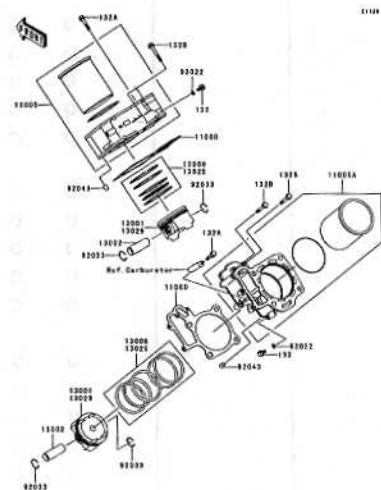
GRID NO.
B-1

This grid covers:
Pictorial Index

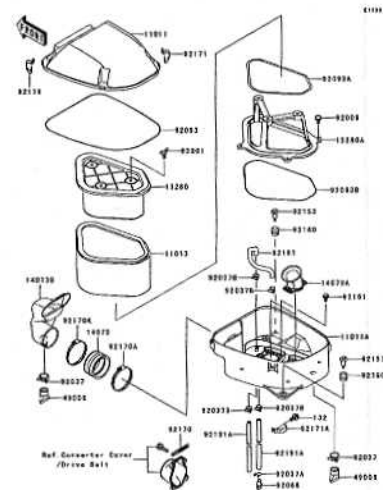
Kawasaki Motors Corp., U.S.A.



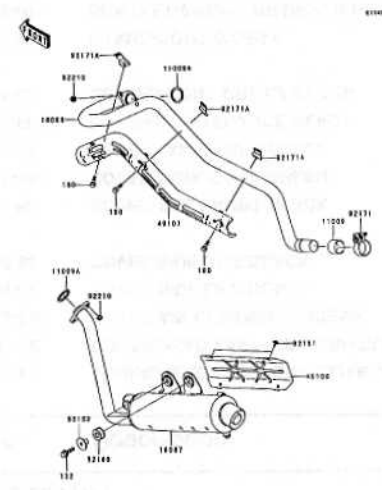
B-3 Cylinder Head



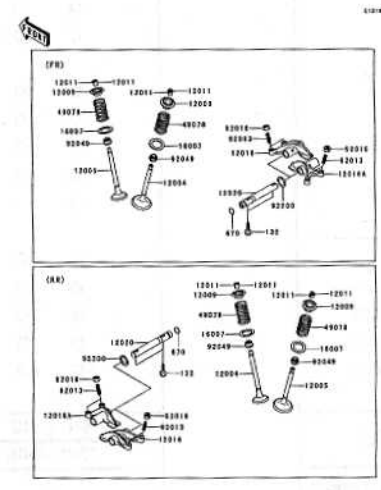
B-4 Cylinder/Piston(s)



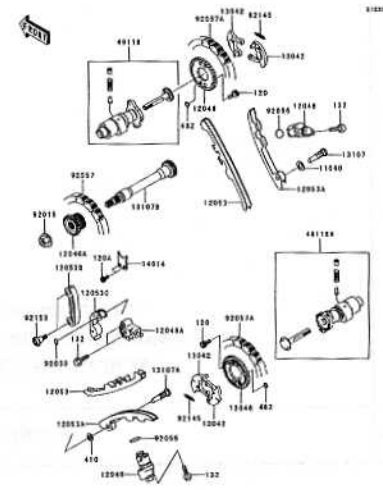
B-5 Air Cleaner



B-6 Muffler(s)



B-7 Valve(s)



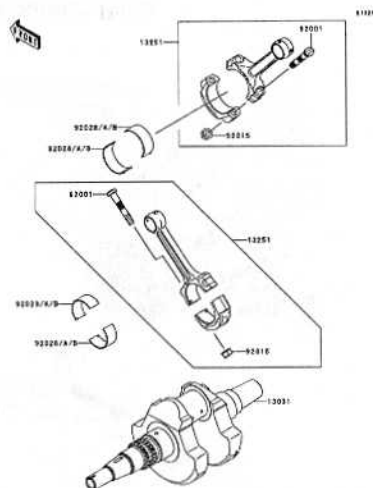
B-8 Camshaft(s)/Tensioner

This catalog covers:
'04 KSV700-A1 Engine

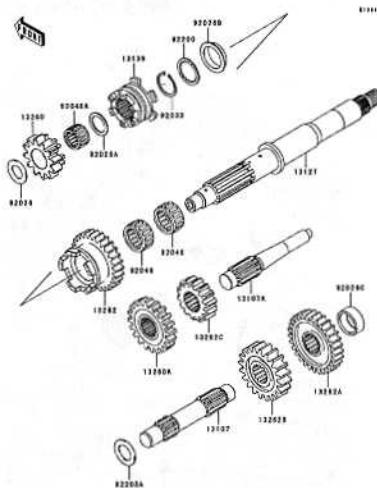
B-2

This grid covers:
Pictorial Index

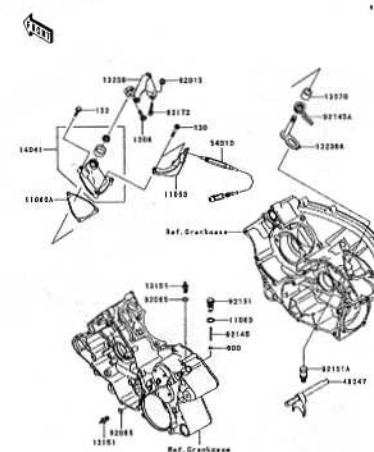
Kawasaki Motors Corp., U.S.A.



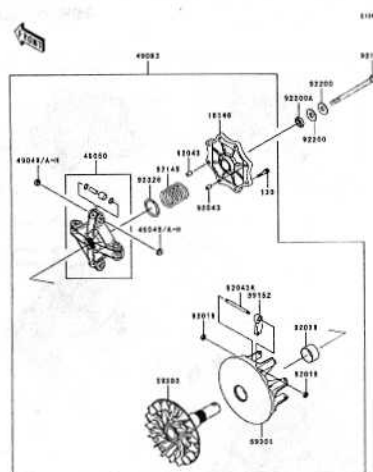
B-9 Crankshaft



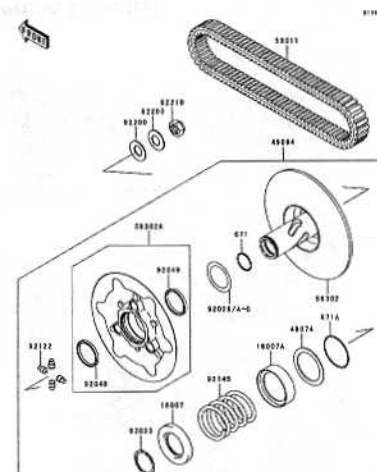
B-10 Transmission



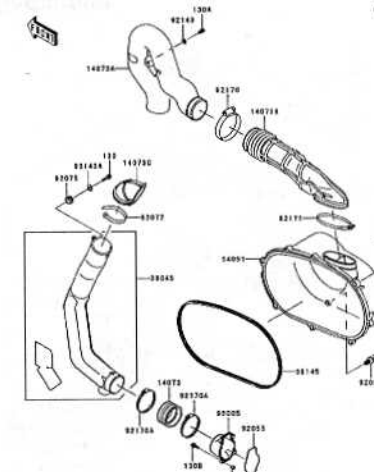
B-11 Gear Change Mechanism



B-12 Drive Converter



B-13 Driven Converter



B-14 Converter Cover/Drive Belt

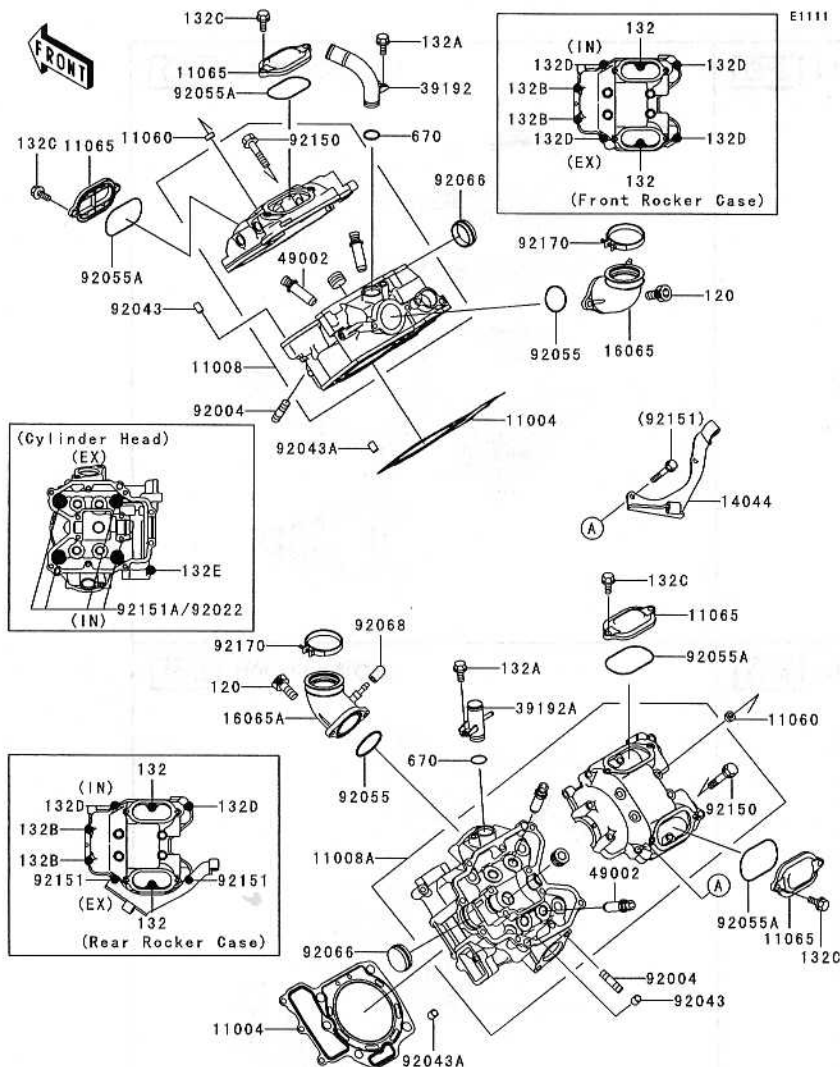
This catalog covers:
'04 KSV700-A1 Engine

GRID NO.

B-3

This grid covers:
Cylinder Head

Kawasaki Motors Corp., U.S.A.



Ref. No.	Part No.	Description	Spec Code	Quantity-KSV700	
				'04	A1
11004	11004-1384	GASKET-HEAD		2	
11008	11008-0016	HEAD-COMP-CYLINDER,FR		1	
11008A	11008-0017	HEAD-COMP-CYLINDER,RR		1	
11060	11060-1994	GASKET,6.2X12X0.3		8	
11065	11065-1152	CAP,ROCKER CASE		4	
14044	14044-0001	HOLDER-CABLE		1	
16065	16065-1370	HOLDER-CARBURETOR		1	
16065A	16065-1371	HOLDER-CARBURETOR,RR		1	
39192	39192-1132	PIPE-WATER		1	
39192A	39192-1133	PIPE-WATER		1	
49002	49002-1097	GUIDE-VALVE	AR		
92004	92004-1217	STUD,8X22		4	
92022	92022-1720	WASHER,11.5X20.5X1.6		8	
92043	92043-1263	PIN,6.2X8X14		4	
92043A	92043-4009	PIN,10.1X12X14		4	
92055	92055-1295	RING-O,38MM		2	
92055A	92055-1844	RING-O,55.6X2.4		4	
92066	92066-1289	PLUG		2	
92068	92068-006	PLUG,12X25		1	
92150	92150-1302	BOLT,6X55		8	
92151	92151-1209	BOLT,FLANGED,6X34		2	
92151A	92151-1917	BOLT		8	
92170	92170-1722	CLAMP		2	
120	120Z0620	BOLT-SOCKET		4	
132	132H0625	BOLT-FLANGED-SMALL,6X25		4	
132 A	132Y0612	BOLT-FLANGED-SMALL		2	
132 B	132Y06130	BOLT-FLANGED-SMALL		4	
132 C	132Y0620	BOLT-FLANGED-SMALL		8	
132 D	132Y0630	BOLT-FLANGED-SMALL		6	
132 E	132Y0695	BOLT-FLANGED-SMALL		2	
670	670B2016	O RING,16MM		2	

A&P.....	M Row
Air Cleaner.....	B-5
Brake Pedal.....	E-13
Bulletins.....	N Row
Cables.....	F-9
Camshaft(s).....	B-8
Carburetor.....	C-5
Carburetor Parts.....	C-6
Chassis Electrical Equipment.....	F-13
Converter Cover.....	B-14
Crankcase.....	C-3
Crankshaft.....	B-9
Cylinder.....	B-4
Cylinder Head.....	B-3
Decals.....	G-6,7
Drive Belt.....	B-14
Drive Converter.....	B-12
Drive Shaft-Rear.....	C-14 / D-3
Driven Converter.....	B-13
Engine Cover(s).....	C-4
Footrests.....	E-7
Frame.....	E-3
Frame Fittings.....	E-4
Front Bevel Gear.....	C-13
Front Brake.....	F-4
Front Fender(s).....	E-8
Front Hub.....	E-11
Front Master Cylinder.....	F-3
Fuel Tank.....	B-7
Gear Change Mechanism.....	F-11
Generator.....	C-8
Guard(s).....	F-10
Handlebar.....	F-5,6
Headlight(s).....	F-11
Ignition Switch.....	F-14
Ignition System.....	C-9
Labels.....	G-5
Muffler(s).....	B-6
Oil Filter.....	C-7
Oil Pump.....	C-7
Owner's Tools.....	G-4
Part Number Index.....	O Row
Piston(s).....	B-4
Radiator.....	C-11,12
Rear Fender(s).....	E-9
Rear Hub.....	E-12
Reflectors.....	G-3
Seat.....	F-8
Shock Absorber(s).....	E-14
Starter Motor.....	C-10
Suspension.....	E-6
Swingarm.....	E-5
Taillight(s).....	F-12
Tensioner.....	B-8
Tires.....	E-10
Transmission.....	B-10
Valve(s).....	B-7
Wheels.....	E-10

This catalog covers:
'04 KSV700-A1 Engine

GRID NO.

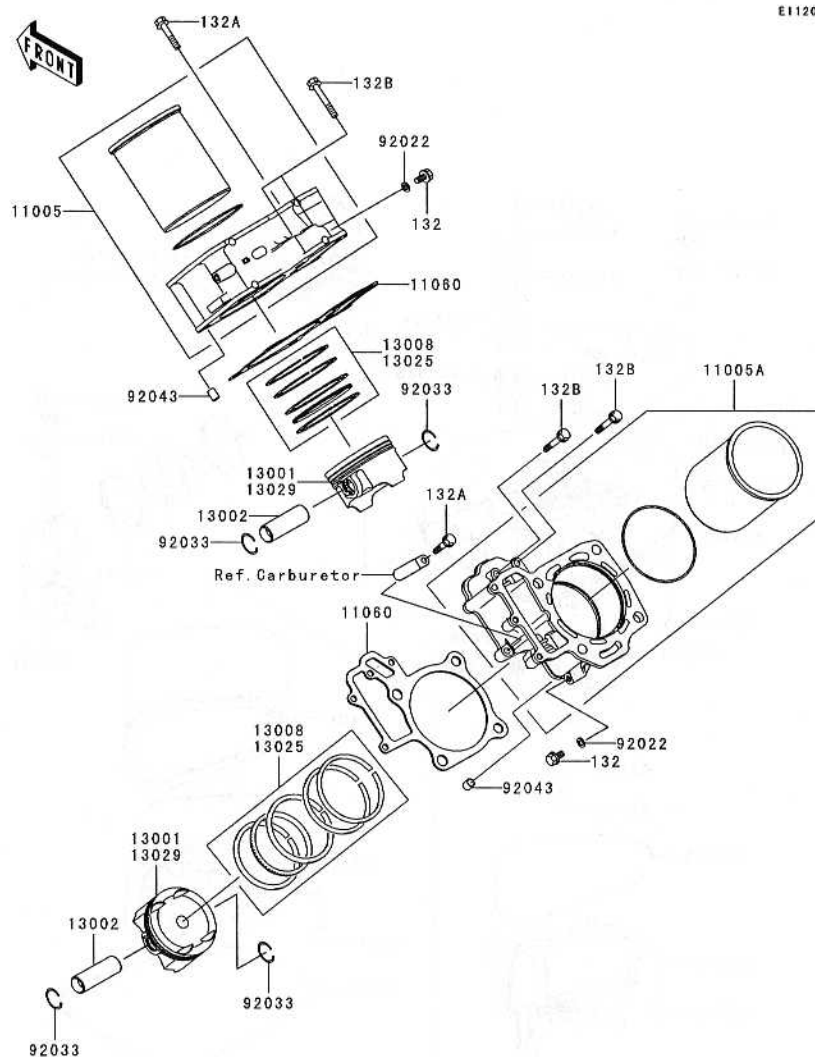
B-4

This grid covers:
Cylinder/Piston(s)

Kawasaki Motors Corp., U.S.A.

E1120

Ref. No.	Part No.	Description	Spec Code	Quantity-KSV700			
				'04			
				A1			
11005	11005-1990	CYLINDER-ENGINE,FR		1			
11005A	11005-1992	CYLINDER-ENGINE,RR		1			
11060	11060-1965	GASKET,CYLINDER BASE		2			
13001	13001-1658	PISTON-ENGINE,STD		2			
13002	13002-1060	PIN-PISTON		2			
13008	13008-1215	RING-SET-PISTON,STD		2			
13025	13025-0005	RING-SET-PISTON L,O/S 0.50	AR				
13029	13029-0007	PISTON-ENGINE L,O/S 0.50	AR				
92022	92022-304	WASHER,6.2X11X1		2			
92033	92033-1207	RING-SNAP		4			
92043	92043-4009	PIN,10.1X12X14		4			
132	132Y0612	BOLT-FLANGED-SMALL		2			
132 A	132Y0630	BOLT-FLANGED-SMALL		2			
132 B	132Y0640	BOLT-FLANGED-SMALL		4			



A&P.....	M Row
Air Cleaner.....	B-5
Brake Pedal.....	E-13
Bulletins.....	N Row
Cables.....	F-9
Camshaft(s).....	B-8
Carburetor.....	C-5
Carburetor Parts.....	C-6
Chassis Electrical Equipment.....	F-13
Converter Cover.....	B-14
Crankcase.....	C-3
Crankshaft.....	B-9
Cylinder.....	B-4
Cylinder Head.....	B-3
Decals.....	G-6,7
Drive Belt.....	B-14
Drive Converter.....	B-12
Drive Shaft-Rear.....	C-14 / D-3
Driven Converter.....	B-13
Engine Cover(s).....	C-4
Footrests.....	E-7
Frame.....	E-3
Frame Fittings.....	E-4
Front Bevel Gear.....	C-13
Front Brake.....	F-4
Front Fender(s).....	E-8
Front Hub.....	E-11
Front Master Cylinder.....	F-3
Fuel Tank.....	F-7
Gear Change Mechanism.....	B-11
Generator.....	C-8
Guard(s).....	F-10
Handlebar.....	F-5,6
Headlight(s).....	F-11
Ignition Switch.....	F-14
Ignition System.....	C-9
Labels.....	G-5
Muffler(s).....	B-6
Oil Filter.....	C-7
Oil Pump.....	C-7
Owner's Tools.....	G-4
Part Number Index.....	O Row
Piston(s).....	B-4
Radiator.....	C-11,12
Rear Fender(s).....	E-9
Rear Hub.....	E-12
Reflectors.....	G-3
Seat.....	F-8
Shock Absorber(s).....	E-14
Starter Motor.....	C-10
Suspension.....	E-6
Swingarm.....	E-5
Tailight(s).....	F-12
Tensioner.....	B-8
Tires.....	E-10
Transmission.....	B-10
Valve(s).....	B-7
Wheels.....	E-10

(DEC.23,2002)

This catalog covers:
'04 KSV700-A1 Engine

GRID NO.

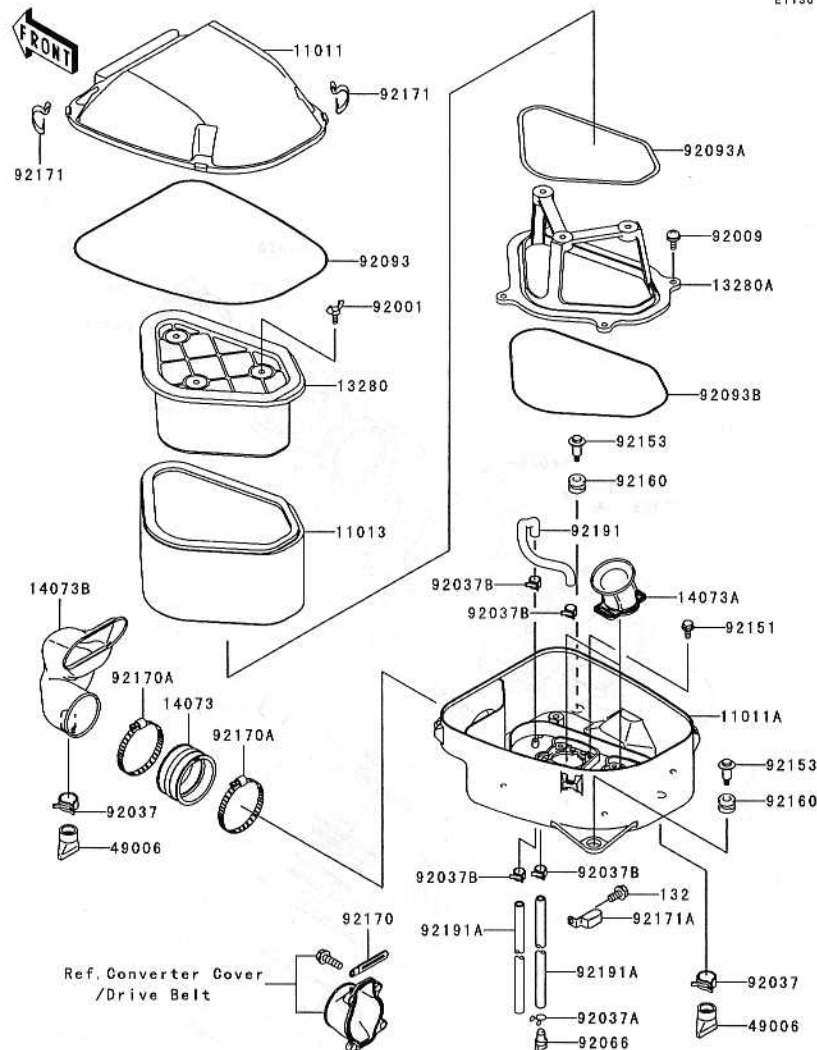
B-5

This grid covers:
Air Cleaner

Kawasaki Motors Corp., U.S.A.

E1130

Ref. No.	Part No.	Description	Spec Code	Quantity-KSV700			
				'04			
				A1			
11011	11011-1659	CASE-AIR FILTER,UPP		1			
11011A	11011-1660	CASE-AIR FILTER,LWR		1			
11013	11013-0001	ELEMENT-AIR FILTER		1			
13280	13280-1272	HOLDER		1			
13280A	13280-1273	HOLDER		1			
14073	14073-1775	DUCT,AIR FILTER JOINT		1			
14073A	14073-1830	DUCT,AIR FANNEL		2			
14073B	14073-1849	DUCT, INTAKE		1			
49006	49006-1292	BOOT		2			
92001	92001-1703	BOLT,WING,6X15		3			
92009	92009-1621	SCREW,6X16		4			
92037	92037-1460	CLAMP		2			
92037A	92037-147	CLAMP,TUBE		1			
92037B	92037-1505	CLAMP,TUBE		4			
92066	92066-1211	PLUG,DRAIN		1			
92093	92093-1522	SEAL,AIR FILTER CASE		1			
92093A	92093-1569	SEAL,HOLDER-HOLDER		1			
92093B	92093-1570	SEAL,HOLDER-LOWER		1			
92151	92151-1305	BOLT,5X12		8			
92153	92153-1052	BOLT,AIR FILTER,RH		2			
92160	92160-1594	DAMPER		2			
92170	92170-1514	CLAMP		1			
92170A	92170-1764	CLAMP		2			
92171	92171-1394	CLAMP,AIR FILTER CASE		4			
92171A	92171-1522	CLAMP,AIR VENT		1			
92191	92191-1494	TUBE,7X11X210		1			
92191A	92191-1531	TUBE,7X11X470		2			
132	132Y0612	BOLT-FLANGED-SMALL		1			



A&P.....	M Row
Air Cleaner.....	B-5
Brake Pedal.....	E-13
Bulletins.....	N Row
Cables.....	F-9
Camshaft(s).....	B-8
Carburetor.....	C-5
Carburetor Parts.....	C-6
Chassis Electrical Equipment.....	F-13
Converter Cover.....	B-14
Crankcase.....	C-3
Crankshaft.....	B-9
Cylinder.....	B-4
Cylinder Head.....	B-3
Decals.....	G-6,7
Drive Belt.....	B-14
Drive Converter.....	B-12
Drive Shaft-Rear.....	C-14 / D-3
Driven Converter.....	B-13
Engine Cover(s).....	C-4
Footrests.....	E-7
Frame.....	E-3
Frame Fittings.....	E-4
Front Bevel Gear.....	C-13
Front Brake.....	F-4
Front Fender(s).....	E-8
Front Hub.....	E-11
Front Master Cylinder.....	F-3
Fuel Tank.....	F-7
Gear Change Mechanism.....	B-11
Generator.....	C-8
Guard(s).....	F-10
Handlebar.....	F-5,6
Headlight(s).....	F-11
Ignition Switch.....	F-14
Ignition System.....	C-9
Labels.....	G-5
Muffler(s).....	B-6
Oil Filter.....	C-7
Oil Pump.....	C-7
Owner's Tools.....	G-4
Part Number Index.....	O Row
Piston(s).....	B-4
Radiator.....	C-11,12
Rear Fender(s).....	E-9
Rear Hub.....	E-12
Reflectors.....	G-3
Seat.....	F-8
Shock Absorber(s).....	E-14
Starter Motor.....	C-10
Suspension.....	E-6
Swingarm.....	E-5
Taillight(s).....	F-12
Tensioner.....	B-8
Tires.....	E-10
Transmission.....	B-10
Valve(s).....	B-7
Wheels.....	E-10

This catalog covers:
'04 KSV700-A1 Engine

GRID NO.

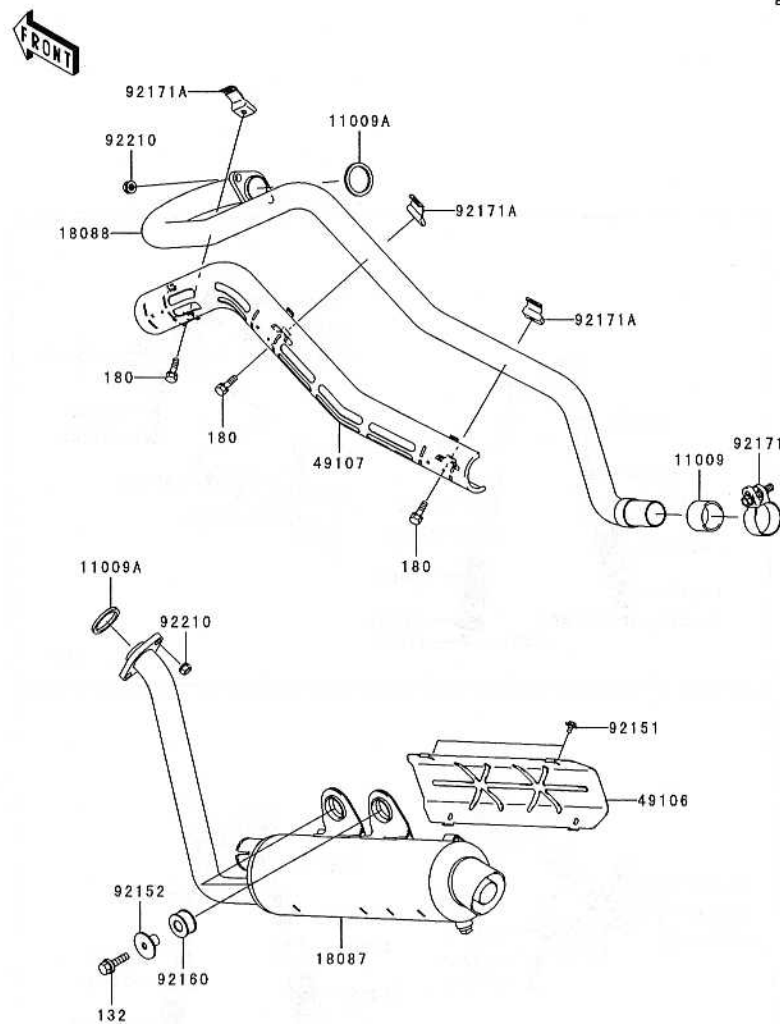
B-6

This grid covers:
Muffler(s)

Kawasaki Motors Corp., U.S.A.

E1140

Ref. No.	Part No.	Description	Spec Code	Quantity-KSV700			
				'04			
				A1			
11009	11009-1865	GASKET,MUFFLER CONNECTING		1			
11009A	11009-1894	GASKET,EXHAUST HOLDER		2			
18087	18087-0006	MUFFLER		1			
18088	18088-1222	PIPE-EXHAUST		1			
49106	49106-1293	COVER-MUFFLER		1			
49107	49107-1226	COVER-EXHAUST PIPE		1			
92151	92151-1944	BOLT,6X12		4			
92152	92152-1152	COLLAR,MUFFLER		2			
92160	92160-1990	DAMPER,MUFFLER		2			
92171	92171-1330	CLAMP		1			
92171A	92171-1357	CLAMP		3			
92210	92210-1242	NUT,RH,THREAD 8MM		4			
132	132Y0830	BOLT-FLANGED-SMALL		2			
180	180Y0620	BOLT-UPSET-WS		3			



A&P.....	M Row
Air Cleaner.....	B-5
Brake Pedal.....	E-13
Bulletins.....	N Row
Cables.....	F-9
Camshaft(s).....	B-8
Carburetor.....	C-5
Carburetor Parts.....	C-6
Chassis Electrical Equipment.....	F-13
Converter Cover.....	B-14
Crankcase.....	C-3
Crankshaft.....	B-9
Cylinder.....	B-4
Cylinder Head.....	B-3
Decals.....	G-6,7
Drive Belt.....	B-14
Drive Converter.....	B-12
Drive Shaft-Rear.....	C-14 / D-3
Driven Converter.....	B-13
Engine Cover(s).....	C-4
Footrests.....	E-7
Frame.....	E-3
Frame Fittings.....	E-4
Front Bevel Gear.....	C-13
Front Brake.....	F-4
Front Fender(s).....	E-8
Front Hub.....	E-11
Front Master Cylinder.....	F-3
Fuel Tank.....	F-7
Gear Change Mechanism.....	B-11
Generator.....	C-8
Guard(s).....	F-10
Handlebar.....	F-5,6
Headlight(s).....	F-11
Ignition Switch.....	F-14
Ignition System.....	C-9
Labels.....	G-5
Muffler(s).....	B-6
Oil Filter.....	C-7
Oil Pump.....	C-7
Owner's Tools.....	G-4
Part Number Index.....	O Row
Piston(s).....	B-4
Radiator.....	C-11,12
Rear Fender(s).....	E-9
Rear Hub.....	E-12
Reflectors.....	G-3
Seat.....	F-8
Shock Absorber(s).....	E-14
Starter Motor.....	C-10
Suspension.....	E-6
Swingarm.....	E-5
Tailight(s).....	F-12
Tensioner.....	B-8
Tires.....	E-10
Transmission.....	B-10
Valve(s).....	B-7
Wheels.....	E-10

(DEC.23,2002)

This catalog covers:
'04 KSV700-A1 Engine

GRID NO.

B-7

E1210

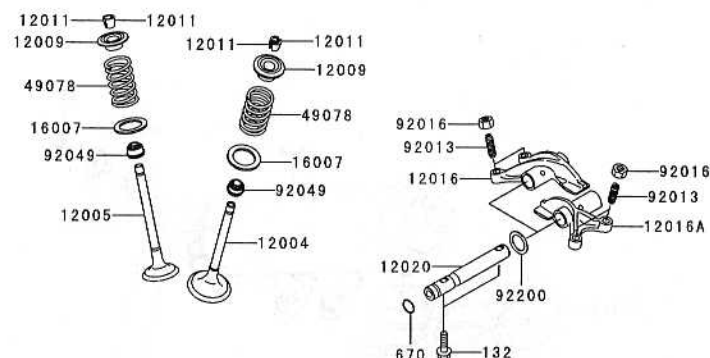
This grid covers:

Valve(s)

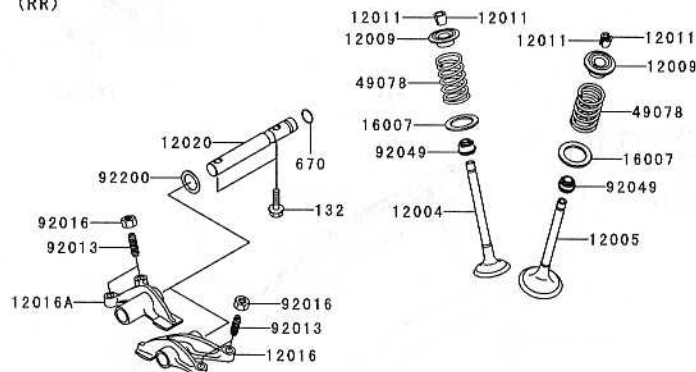
Kawasaki Motors Corp., U.S.A.

FRONT

(FR)



(RR)



Ref. No.	Part No.	Description	Spec Code	Quantity-KSV700				
				'04				
				A1				
12004	12004-1146	VALVE-INTAKE		4				
12005	12005-1349	VALVE-EXHAUST		4				
12009	12009-1056	RETAINER-VALVE SPRING		8				
12011	12011-1051	COLLET		16				
12016	12016-1128	ARM-ROCKER,EXHAUST		2				
12016A	12016-1129	ARM-ROCKER,INTAKE		2				
12020	12020-1083	SHAFT-ROCKER		4				
16007	16007-1178	SEAT-SPRING,17.5X23.8X0.5		8				
49078	49078-1073	SPRING-ENGINE VALVE		8				
92013	92013-009	SCREW,6MM		8				
92016	92016-061	NUT,6MM		8				
92049	92049-1218	SEAL-OIL,VSB58.558		8				
92200	92200-1508	WASHER,ROCKER ARM		4				
132	132Y0612	BOLT-FLANGED-SMALL		8				
670	670D1509	O RING,9MM		4				

A&P	M Row
Air Cleaner	B-5
Brake Pedal	E-13
Bulletins	N Row
Cables	F-9
Camshaft(s)	B-8
Carburetor	C-5
Carburetor Parts	C-6
Chassis Electrical Equipment	F-13
Converter Cover	B-14
Crankcase	C-3
Crankshaft	B-9
Cylinder	B-4
Cylinder Head	B-3
Decals	G-6,7
Drive Belt	B-14
Drive Converter	B-12
Drive Shaft-Rear	C-14 / D-3
Driven Converter	B-13
Engine Cover(s)	C-4
Footrests	E-7
Frame	E-3
Frame Fittings	E-4
Front Babel Gear	C-13
Front Brake	F-4
Front Fender(s)	E-8
Front Hub	E-11
Front Master Cylinder	F-3
Fuel Tank	F-7
Gear Change Mechanism	B-11
Generator	C-8
Guard(s)	F-10
Handlebar	F-5,6
Headlight(s)	F-11
Ignition Switch	F-14
Ignition System	C-9
Labels	G-5
Muffler(s)	B-6
Oil Filter	C-7
Oil Pump	C-7
Owner's Tools	G-4
Part Number Index	O Row
Piston(s)	B-4
Radiator	C-11,12
Rear Fender(s)	E-9
Rear Hub	E-12
Reflectors	G-3
Seat	F-8
Shock Absorber(s)	E-14
Starter Motor	C-10
Suspension	E-6
Swingarm	E-5
Taillight(s)	F-12
Tensioner	B-8
Tires	E-10
Transmission	B-10
Valve(s)	B-7
Wheels	E-10

(DEC.23,2002)

This catalog covers:
'04 KSV700-A1 Engine

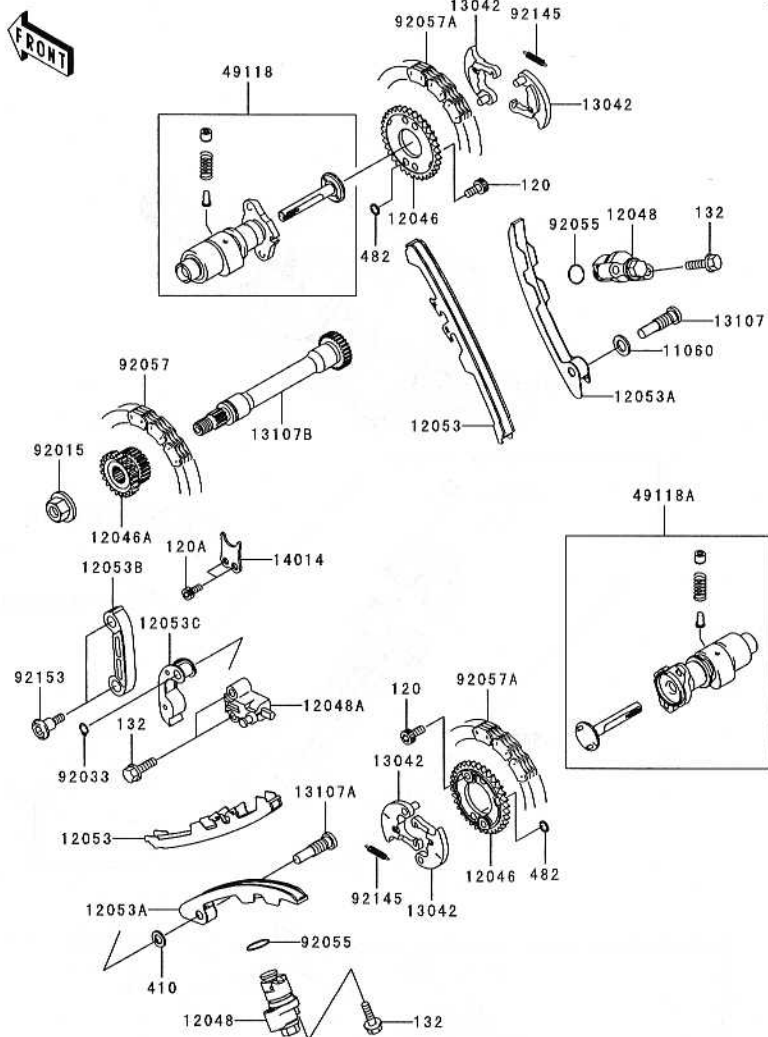
GRID NO.

B-8

This grid covers:
Camshaft(s)/Tensioner

Kawasaki Motors Corp., U.S.A.

E1230



Ref. No.	Part No.	Description	Spec Code	Quantity-KSV700				
				'04				
				A1				
11060	11060-1966	GASKET		1				
12046	12046-1203	SPROCKET,CAMSHAFT,34T		2				
12046A	12046-1207	SPROCKET,2ND SHAFT,21T&17T		1				
12048	12048-1176	TENSIONER-ASSY,CAM		2				
12048A	12048-1177	TENSIONER-ASSY,SECONDARY		1				
12053	12053-1441	GUIDE-CHAIN,CAMSHAFT,TENSION		2				
12053A	12053-1442	GUIDE-CHAIN,CAMSHAFT,SLACK		2				
12053B	12053-1443	GUIDE-CHAIN,TENSION		1				
12053C	12053-1444	GUIDE-CHAIN,SLACK		1				
13042	13042-1141	WEIGHT,DECOMP		4				
13107	13107-1443	SHAFT,CHAIN GUIDE,FR		1				
13107A	13107-1444	SHAFT,CHAIN GUIDE,RR		1				
13107B	13107-1514	SHAFT,SECONDARY		1				
14014	14014-1148	PLATE-POSITION,DRIVE		1				
49118	49118-0001	CAMSHAFT-COMP,FR		1				
49118A	49118-0002	CAMSHAFT-COMP,RR		1				
92015	92015-1433	NUT,FLANGED,12MM		1				
92033	92033-1039	RING-SNAP,8MM		1				
92055	92055-086	RING-O		2				
92057	92057-1536	CHAIN,SECONDARY SHAFT		1				
92057A	92057-1537	CHAIN,CAM SHAFT		2				
92145	92145-1303	SPRING,DECOMP		2				
92153	92153-1200	BOLT		2				
120	120P0610	BOLT-SOCKET,6X10		4				
120A	120S0614	BOLT-SOCKET,6X14,BLACK		2				
132	132Y0630	BOLT-FLANGED-SMALL		6				
410	410B0800	WASHER-PLAIN-SMALL,8MM		1				
482	482J5000	CIRCLIP-TYPE-E		4				

A&P.....	M Row
Air Cleaner.....	B-5
Brake Pedal.....	E-13
Bulletins.....	N Row
Cables.....	F-9
Camshaft(s).....	B-8
Carburetor.....	C-5
Carburetor Parts.....	C-6
Chassis Electrical Equipment.....	F-13
Converter Cover.....	B-14
Crankcase.....	C-3
Crankshaft.....	B-9
Cylinder.....	B-4
Cylinder Head.....	B-3
Decals.....	G-6,7
Drive Belt.....	B-14
Drive Converter.....	B-12
Drive Shaft-Rear.....	C-14 / D-3
Driven Converter.....	B-13
Engine Cover(s).....	C-4
Footrests.....	E-7
Frame.....	E-3
Frame Fittings.....	E-4
Front Bevel Gear.....	C-13
Front Brake.....	F-4
Front Fender(s).....	E-8
Front Hub.....	E-11
Front Master Cylinder.....	F-3
Fuel Tank.....	F-7
Gear Change Mechanism.....	B-11
Generator.....	C-8
Guard(s).....	F-10
Handlebar.....	F-5,6
Headlight(s).....	F-11
Ignition Switch.....	F-14
Ignition System.....	C-9
Labels.....	G-5
Muffler(s).....	B-6
Oil Filter.....	C-7
Oil Pump.....	C-7
Owner's Tools.....	G-4
Part Number Index.....	O Row
Piston(s).....	B-4
Radiator.....	C-11,12
Rear Fender(s).....	E-9
Rear Hub.....	E-12
Reflectors.....	G-3
Seat.....	F-8
Shock Absorber(s).....	E-14
Starter Motor.....	C-10
Suspension.....	E-6
Swingarm.....	E-5
Taillight(s).....	F-12
Tensioner.....	B-8
Tires.....	E-10
Transmission.....	B-10
Valve(s).....	B-7
Wheels.....	E-10

(DEC.23,2002)

This catalog covers:
'04 KSV700-A1 Engine

GRID NO.

B-9

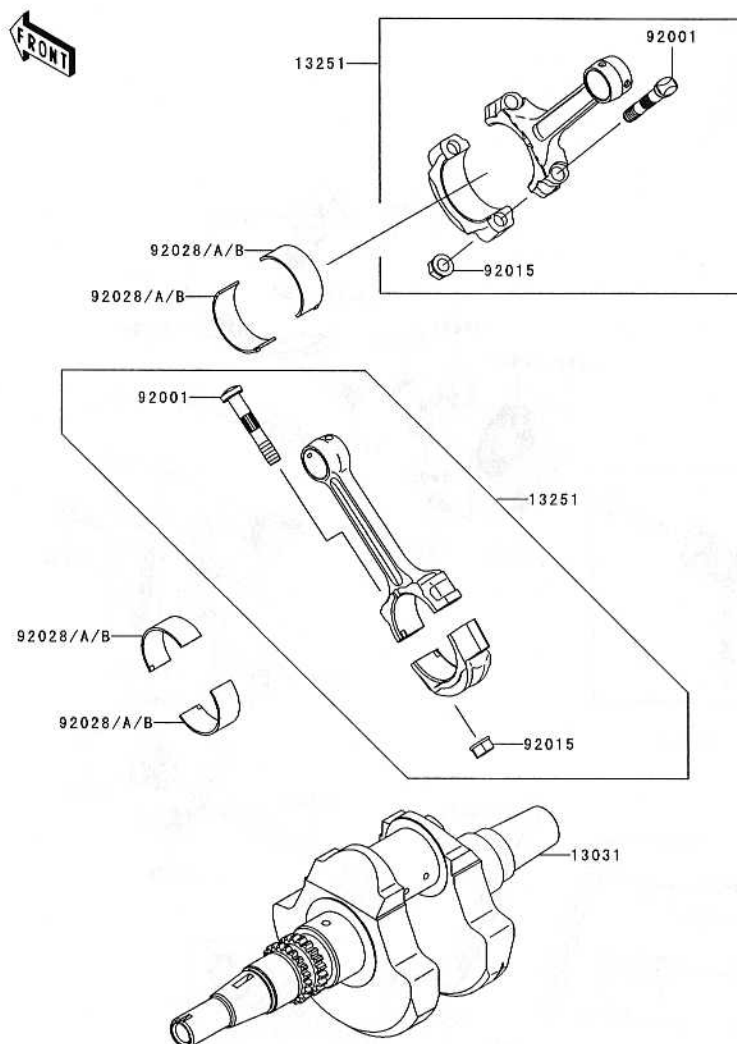
This grid covers:

Crankshaft

Kawasaki Motors Corp., U.S.A.

E1321

Ref. No.	Part No.	Description	Spec Code	Quantity-KSV700				
				'04				
				A1				
13031	13031-1504	CRANKSHAFT-COMP		1				
13251	13251-1143	ROD-ASSY-CONNECTING		2				
92001	92001-1980	BOLT,CONNECTING ROD		4				
92015	92015-1311	NUT,FLANGED,8MM		4				
92028	92028-1961	BUSHING,CONNECTING ROD,GREEN		AR				
92028A	92028-1962	BUSHING,CONNECTING ROD,YELLOW		4				
92028B	92028-1963	BUSHING,CONNECTING ROD,BROWNE		AR				



A&P	M Row
Air Cleaner	B-5
Brake Pedal	E-13
Bulletins	N Row
Cables	F-9
Camshaft(s)	B-8
Carburetor	C-5
Carburetor Parts	C-6
Chassis Electrical Equipment	F-13
Converter Cover	B-14
Crankcase	C-3
Crankshaft	B-9
Cylinder	B-4
Cylinder Head	B-3
Decals	G-6,7
Drive Belt	B-14
Drive Converter	B-12
Drive Shaft-Rear	C-14 / D-3
Driven Converter	B-13
Engine Cover(s)	C-4
Footrests	E-7
Frame	E-3
Frame Fittings	E-4
Front Bevel Gear	C-13
Front Brake	F-4
Front Fender(s)	E-8
Front Hub	E-11
Front Master Cylinder	F-3
Fuel Tank	F-7
Gear Change Mechanism	B-11
Generator	C-8
Guard(s)	F-10
Handlebar	F-5,6
Headlight(s)	F-11
Ignition Switch	F-14
Ignition System	C-9
Labels	G-5
Muffler(s)	B-6
Oil Filter	C-7
Oil Pump	C-7
Owner's Tools	G-4
Part Number Index	O Row
Piston(s)	B-4
Radiator	C-11,12
Rear Fender(s)	E-9
Rear Hub	E-12
Reflectors	G-3
Seat	F-8
Shock Absorber(s)	E-14
Starter Motor	C-10
Suspension	E-6
Swingarm	E-5
Taillight(s)	F-12
Tensioner	B-8
Tires	E-10
Transmission	B-10
Valve(s)	B-7
Wheels	E-10

This catalog covers:
'04 KSV700-A1 Engine

GRID NO.

B-10

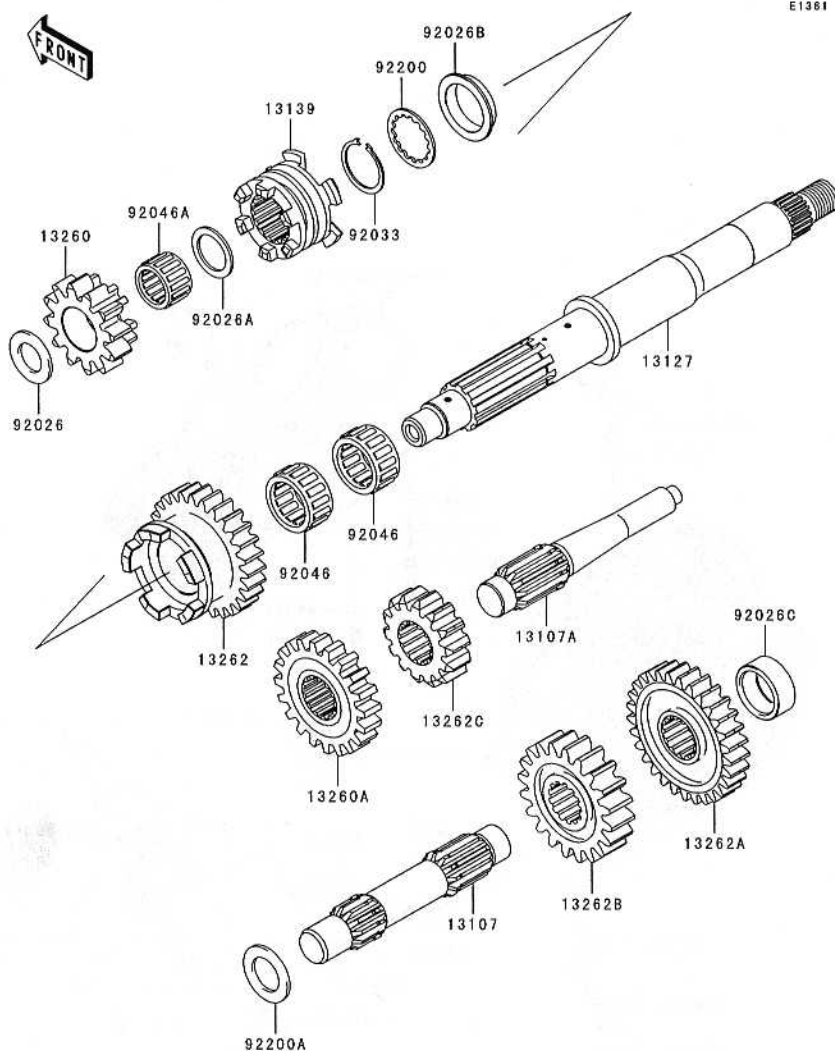
This grid covers:

Transmission

Kawasaki Motors Corp., U.S.A.

E1381

Ref. No.	Part No.	Description	Spec Code	Quantity-KSV700			
				'04			
				A1			
13107	13107-1436	SHAFT,OUTPUT		1			
13107A	13107-1437	SHAFT,REVERSE,IDLE		1			
13127	13127-1304	SHAFT-TRANSMISSION INPUT		1			
13139	13139-1096	SHIFTER		1			
13260	13260-1868	GEAR,INPUT REVERSE,12T		1			
13260A	13260-1873	GEAR,DRIVEN REVERSE,16T		1			
13262	13262-0002	GEAR,INPUT HIGH,27T		1			
13262A	13262-0015	GEAR,DRIVEN HIGH,29T		1			
13262B	13262-1052	GEAR,OUTPUT DRIVE,20T		1			
13262C	13262-1053	GEAR,OUTPUT REVERSE,14T		1			
92026	92026-1415	SPACER,17.3X30X2.0		1			
92026A	92026-1568	SPACER,21.2X29X1.6		1			
92026B	92026-1629	SPACER,28X39X8		1			
92026C	92026-1630	SPACER,25X32X13		1			
92033	92033-1037	RING-SNAPT=1.2		1			
92046	92046-1278	BEARING-NEEDLE,LOW GEAR		2			
92046A	92046-1279	BEARING-NEEDLE,REVERSE GEAR		1			
92200	92200-1240	WASHER,T=1.5		1			
92200A	92200-1351	WASHER,20.3X33X2.0		1			



A&P.....	M Row
Air Cleaner.....	B-5
Brake Pedal.....	E-13
Bulletins.....	N Row
Cables.....	F-9
Camshaft(s).....	B-8
Carburetor.....	C-5
Carburetor Parts.....	C-6
Chassis Electrical Equipment.....	F-13
Converter Cover.....	B-14
Crankcase.....	C-3
Crankshaft.....	B-9
Cylinder.....	B-4
Cylinder Head.....	B-3
Decals.....	G-6,7
Drive Belt.....	B-14
Drive Converter.....	B-12
Drive Shaft-Rear.....	C-14 / D-3
Driven Converter.....	B-13
Engine Cover(s).....	C-4
Footrests.....	E-7
Frame.....	E-3
Frame Fittings.....	E-4
Front Bevel Gear.....	C-13
Front Brake.....	F-4
Front Fender(s).....	E-8
Front Hub.....	E-11
Front Master Cylinder.....	F-3
Fuel Tank.....	F-7
Gear Change Mechanism.....	B-11
Generator.....	C-8
Guard(s).....	F-10
Handlebar.....	F-5,6
Headlight(s).....	F-11
Ignition Switch.....	F-14
Ignition System.....	C-9
Labels.....	G-5
Muffler(s).....	B-6
Oil Filter.....	C-7
Oil Pump.....	C-7
Owner's Tools.....	G-4
Part Number Index.....	O Row
Piston(s).....	B-4
Radiator.....	C-11,12
Rear Fender(s).....	E-9
Rear Hub.....	E-12
Reflectors.....	G-3
Seat.....	F-8
Shock Absorber(s).....	E-14
Starter Motor.....	C-10
Suspension.....	E-6
Swingarm.....	E-5
Tailight(s).....	F-12
Tensioner.....	B-8
Tires.....	E-10
Transmission.....	B-10
Valve(s).....	B-7
Wheels.....	E-10

(DEC.23,2002)

This catalog covers:
'04 KSV700-A1 Engine

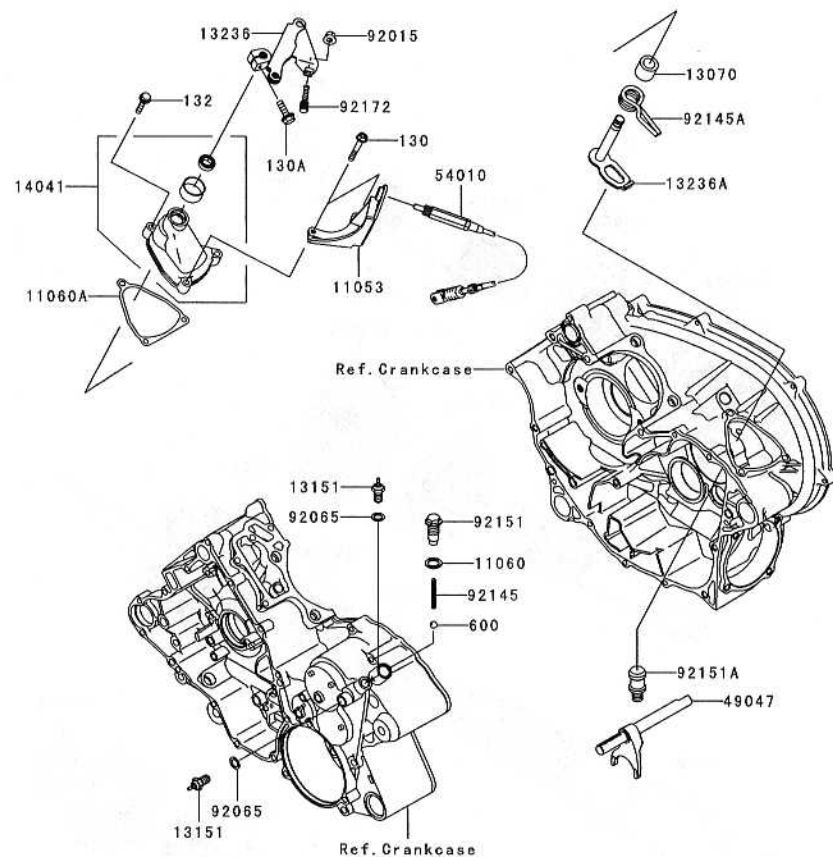
GRID NO.

B-11

This grid covers:
Gear Change Mechanism

Kawasaki Motors Corp., U.S.A.

E1370



Ref. No.	Part No.	Description	Spec Code	Quantity-KSV700				
				'04				
				A1				
11053	11053-0104	BRACKET, REVERSE CABLE		1				
11060	11060-1287	GASKET, ROCKER SHAFT		1				
11060A	11060-1956	GASKET, CHANGE LEVER COVER		1				
13070	13070-1352	GUIDE		1				
13151	13151-1080	SWITCH-COMP, NEUTRAL		2				
13236	13236-0025	LEVER-COMP, CHANGE SHIFT		1				
13236A	13236-1377	LEVER-COMP, CHANGE		1				
14041	14041-1136	COVER-COMP, CHANGE LEVER		1				
49047	49047-1104	ROD-SHIFT		1				
54010	54010-0005	CABLE, REVERSE LOCK		1				
92015	92015-1193	NUT, FLANGED, 6MM		1				
92065	92065-058	GASKET, 10.5X16X1		2				
92145	92145-1297	SPRING, CHANGE POSITION		1				
92145A	92145-1299	SPRING, CHANGE LEVER		1				
92151	92151-1687	BOLT, CHANGE POSITION		1				
92151A	92151-1699	BOLT, SHIFT ROD		1				
92172	92172-0058	SCREW, 6X25		1				
130	130Y0635	BOLT-FLANGED		2				
130A	130Z0620	BOLT-FLANGED		1				
132	132Y0630	BOLT-FLANGED-SMALL		1				
600	600A1000	BALL-STEEL, 5/16"		1				

A&P.....	M Row
Air Cleaner.....	B-5
Brake Pedal.....	E-13
Bulletins.....	N Row
Cables.....	F-9
Camshaft(s).....	B-8
Carburetor.....	C-5
Carburetor Parts.....	C-6
Chassis Electrical Equipment.....	F-13
Converter Cover.....	B-14
Crankcase.....	C-3
Crankshaft.....	B-9
Cylinder.....	B-4
Cylinder Head.....	B-3
Decals.....	G-6,7
Drive Belt.....	B-14
Drive Converter.....	B-12
Drive Shaft-Rear.....	C-14 / D-3
Driven Converter.....	B-13
Engine Cover(s).....	C-4
Footrests.....	E-7
Frame.....	E-3
Frame Fittings.....	E-4
Front Bevel Gear.....	C-13
Front Brake.....	F-4
Front Fender(s).....	E-8
Front Hub.....	E-11
Front Master Cylinder.....	F-3
Fuel Tank.....	F-7
Gear Change Mechanism.....	B-11
Generator.....	C-8
Guard(s).....	F-10
Handlebar.....	F-5,6
Headlight(s).....	F-11
Ignition Switch.....	F-14
Ignition System.....	C-9
Labels.....	G-5
Muffler(s).....	B-6
Oil Filter.....	C-7
Oil Pump.....	C-7
Owner's Tools.....	G-4
Part Number Index.....	O Row
Piston(s).....	B-4
Radiator.....	C-11,12
Rear Fender(s).....	E-9
Rear Hub.....	E-12
Reflectors.....	G-3
Seat.....	F-8
Shock Absorber(s).....	E-14
Starter Motor.....	C-10
Suspension.....	E-6
Swingarm.....	E-5
Tailight(s).....	F-12
Tensioner.....	B-8
Tires.....	E-10
Transmission.....	B-10
Valve(s).....	B-7
Wheels.....	E-10

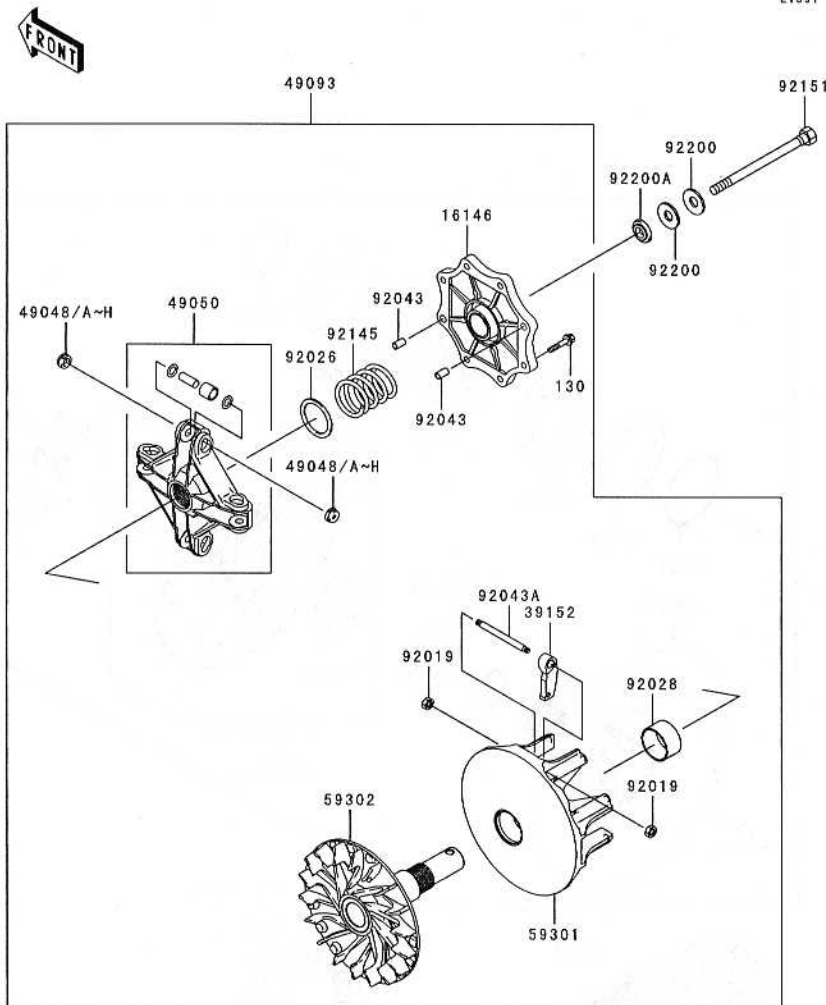
This catalog covers:
'04 KSV700-A1 Engine

GRID NO.

B-12

This grid covers:
Drive Converter

Kawasaki Motors Corp., U.S.A.



Ref. No.	Part No.	Description	Spec Code	Quantity-KSV700			
				04	A1		
16146	16146-1231	COVER-ASSY		1			
39152	39152-1088	WEIGHT-RAMP		4			
49048	49048-1087	SHOE,T=7.2	AR				
49048A	49048-1088	SHOE,T=7.3	AR				
49048B	49048-1089	SHOE,T=7.4		8			
49048C	49048-1090	SHOE,T=7.5	AR				
49048D	49048-1091	SHOE,T=7.6	AR				
49048E	49048-1092	SHOE,T=7.7	AR				
49048F	49048-1093	SHOE,T=7.8	AR				
49048G	49048-1094	SHOE,T=7.9	AR				
49048H	49048-1095	SHOE,T=8.0	AR				
49050	49050-1081	SPIDER		1			
49093	49093-1076	CONVERTER-ASSY-DRIVE		1			
59301	59301-1070	SHEAVE-MOVABLE		1			
59302	59302-1106	SHEAVE-COMP		1			
92019	92019-008	NUT,LOCK,6MM		8			
92026	92026-1603	SPACER,39X49.5X1.0		1			
92028	92028-1975	BUSHING		1			
92043	92043-1263	PIN,6.2X8X14		2			
92043A	92043-1688	PIN		4			
92145	92145-0021	SPRING		1			
92151	92151-1393	BOLT		1			
92200	92200-1504	WASHER,SPRING		2			
92200A	92200-1634	WASHER		1			
130	130T0630	BOLT-FLANGED		8			

A&P.....	M Row
Air Cleaner.....	B-5
Brake Pedal.....	E-13
Bulletins.....	N Row
Cables.....	F-9
Camshaft(s).....	B-8
Carburetor.....	C-5
Carburetor Parts.....	C-6
Chassis Electrical Equipment.....	F-13
Converter Cover.....	B-14
Crankcase.....	C-3
Crankshaft.....	B-9
Cylinder.....	B-4
Cylinder Head.....	B-3
Decals.....	G-6,7
Drive Belt.....	B-14
Drive Converter.....	B-12
Drive Shaft-Rear.....	C-14 / D-3
Driven Converter.....	B-13
Engine Cover(s).....	C-4
Footrests.....	E-7
Frame.....	E-3
Frame Fittings.....	E-4
Front Bevel Gear.....	C-13
Front Brake.....	F-4
Front Fender(s).....	E-8
Front Hub.....	E-11
Front Master Cylinder.....	F-3
Fuel Tank.....	F-7
Gear Change Mechanism.....	B-11
Generator.....	C-8
Guard(s).....	F-10
Handlebar.....	F-5,6
Headlight(s).....	F-11
Ignition Switch.....	F-14
Ignition System.....	C-9
Labels.....	G-5
Muffler(s).....	B-6
Oil Filter.....	C-7
Oil Pump.....	C-7
Owner's Tools.....	G-4
Part Number Index.....	O Row
Piston(s).....	B-4
Radiator.....	C-11,12
Rear Fender(s).....	E-9
Rear Hub.....	E-12
Reflectors.....	G-3
Seat.....	F-8
Shock Absorber(s).....	E-14
Starter Motor.....	C-10
Suspension.....	E-6
Swingarm.....	E-5
Tailight(s).....	F-12
Tensioner.....	B-8
Tires.....	E-10
Transmission.....	B-10
Valve(s).....	B-7
Wheels.....	E-10

(DEC.23,2002)

This catalog covers:
'04 KSV700-A1 Engine

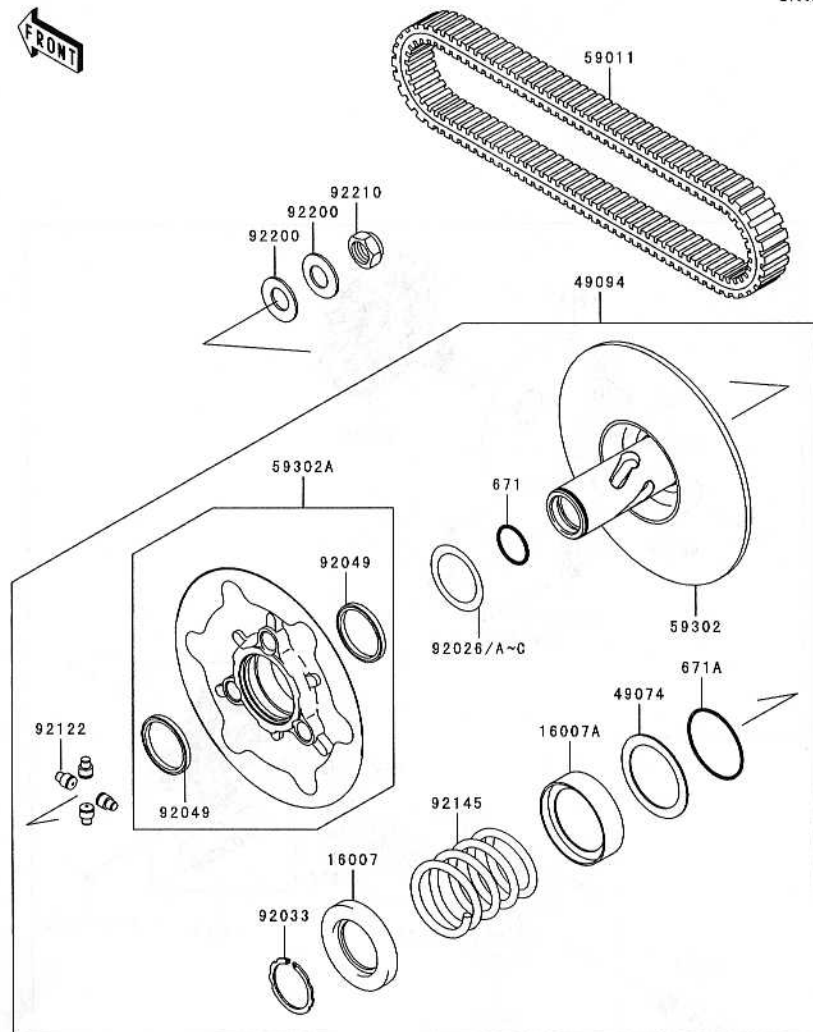
GRID NO.

B-13

This grid covers:
Driven Converter

Kawasaki Motors Corp., U.S.A.

E1392



Ref. No.	Part No.	Description	Spec Code	Quantity-KSV700			
				'04			
				A1			
16007	16007-1203	SEAT-SPRING		1			
16007A	16007-1221	SEAT-SPRING,SHEAVE MOVABLE		1			
49074	49074-1055	PLATE-THRUST		1			
49094	49094-0001	CONVERTER-ASSY-DRIVEN		1			
59011	59011-0003	BELT		1			
59302	59302-0001	SHEAVE-COMP, FIXED		1			
59302A	59302-0002	SHEAVE-COMP, MOVABLE		1			
92026	92026-1565	SPACER, T=1.00		1			
92026A	92026-1569	SPACER, T=0.60		AR			
92026B	92026-1570	SPACER, T=1.40		AR			
92026C	92026-1617	SPACER, T=0.8		AR			
92033	92033-1317	RING-SNAP		1			
92049	92049-1528	SEAL-OIL		2			
92122	92122-1209	ROLLER		4			
92145	92145-1462	SPRING, YELLOW		1			
92200	92200-1505	WASHER		2			
92210	92210-1367	NUT, 18		1			
671	671D2530	O RING		1			
671A	671D2550	O RING		1			

A&P.....	M Row
Air Cleaner.....	B-5
Brake Pedal.....	E-13
Bulletins.....	N Row
Cables.....	F-9
Camshaft(s).....	B-8
Carburetor.....	C-5
Carburetor Parts.....	C-6
Chassis Electrical Equipment.....	F-13
Converter Cover.....	B-14
Crankcase.....	C-3
Crankshaft.....	B-9
Cylinder.....	B-4
Cylinder Head.....	B-3
Decals.....	G-6,7
Drive Belt.....	B-14
Drive Converter.....	B-12
Drive Shaft-Rear.....	C-14 / D-3
Driven Converter.....	B-13
Engine Cover(s).....	C-4
Footrests.....	E-7
Frame.....	E-3
Frame Fittings.....	E-4
Front Bevel Gear.....	C-13
Front Brake.....	F-4
Front Fender(s).....	E-8
Front Hub.....	E-11
Front Master Cylinder.....	F-3
Fuel Tank.....	F-7
Gear Change Mechanism.....	B-11
Generator.....	C-8
Guard(s).....	F-10
Handlebar.....	F-5,6
Headlight(s).....	F-11
Ignition Switch.....	F-14
Ignition System.....	C-9
Labels.....	G-5
Muffler(s).....	B-6
Oil Filter.....	C-7
Oil Pump.....	C-7
Owner's Tools.....	G-4
Part Number Index.....	O Row
Piston(s).....	B-4
Radiator.....	C-11,12
Rear Fender(s).....	E-9
Rear Hub.....	E-12
Reflectors.....	G-3
Seat.....	F-8
Shock Absorber(s).....	E-14
Starter Motor.....	C-10
Suspension.....	E-6
Swingarm.....	E-5
Taillight(s).....	F-12
Tensioner.....	B-8
Tires.....	E-10
Transmission.....	B-10
Valve(s).....	B-7
Wheels.....	E-10

This catalog covers:
'04 KSV700-A1 Engine

GRID NO.

B-14

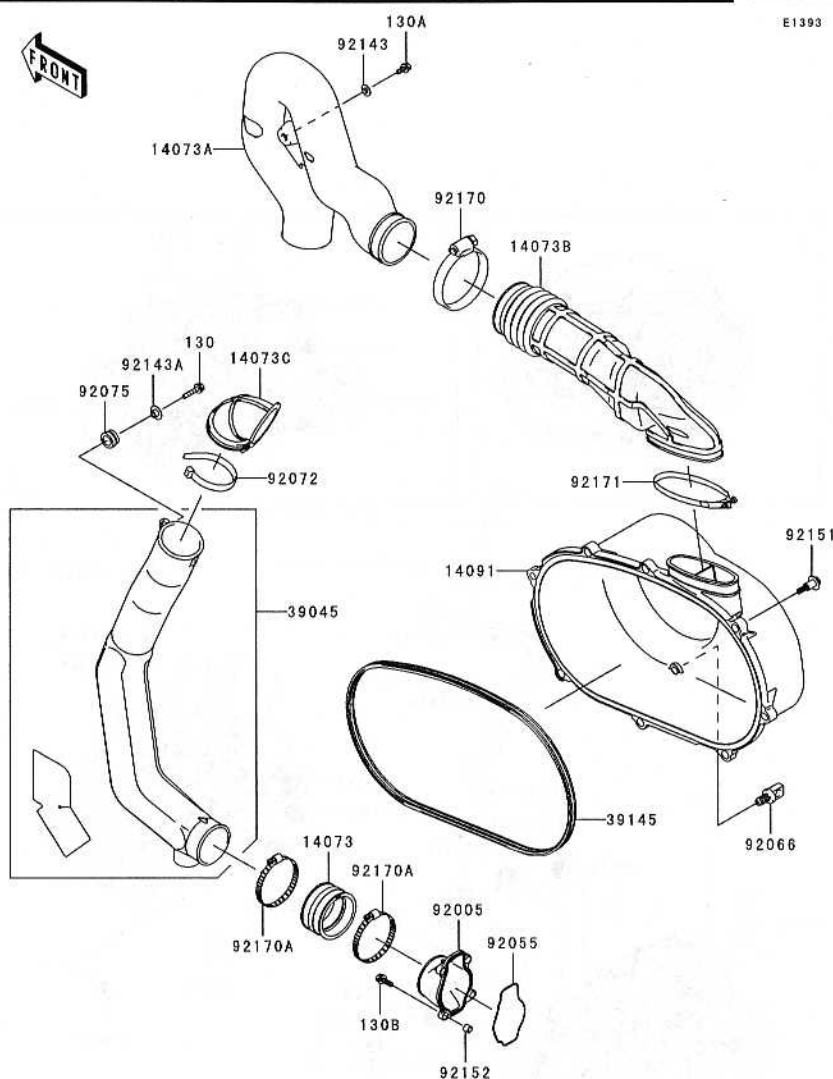
This grid covers:

Converter Cover/Drive Belt

Kawasaki Motors Corp., U.S.A.

E1393

Ref. No.	Part No.	Description	Spec Code	Quantity-KSV700			
				'04			
14073	14073-1775	DUCT,AIR FILTER JOINT		1			
14073A	14073-1850	DUCT,EXHAUST		1			
14073B	14073-1851	DUCT,EXHAUST JOINT		1			
14073C	14073-1853	DUCT,SNORKEL TOP		1			
14091	14091-1535	COVER,BELT CONVERTER		1			
39045	39045-1072	DUCT-ASSY,SNORKEL		1			
39145	39145-1135	TRIM-SEAL		1			
92005	92005-1387	FITTING		1			
92055	92055-1630	RING-O		1			
92066	92066-1580	PLUG,DRAIN,11X19		1			
92072	92072-1197	BAND,L=365		1			
92075	92075-1123	DAMPER,RUBBER		1			
92143	92143-1087	COLLAR		1			
92143A	92143-1353	COLLAR		1			
92151	92151-1686	BOLT		8			
92152	92152-1332	COLLAR		4			
92170	92170-1763	CLAMP		1			
92170A	92170-1764	CLAMP		2			
92171	92171-1554	CLAMP		1			
130	130G0625	BOLT-FLANGED,6X25		1			
130 A	130J0612	BOLT-FLANGED		1			
130 B	130Z0620	BOLT-FLANGED		4			



A&P.....	M Row
Air Cleaner.....	B-5
Brake Pedal.....	E-13
Bulletins.....	N Row
Cables.....	F-9
Camshaft(s).....	B-8
Carburetor.....	C-5
Carburetor Parts.....	C-6
Chassis Electrical Equipment.....	F-13
Converter Cover.....	B-14
Crankcase.....	C-3
Crankshaft.....	B-9
Cylinder.....	B-4
Cylinder Head.....	B-3
Decals.....	G-6,7
Drive Belt.....	B-14
Drive Converter.....	B-12
Drive Shaft-Rear.....	C-14 / D-3
Driven Converter.....	B-13
Engine Cover(s).....	C-4
Footrests.....	E-7
Frame.....	E-3
Frame Fittings.....	E-4
Front Bevel Gear.....	C-13
Front Brake.....	F-4
Front Fender(s).....	E-8
Front Hub.....	E-11
Front Master Cylinder.....	F-3
Fuel Tank.....	F-7
Gear Change Mechanism.....	B-11
Generator.....	C-8
Guard(s).....	F-10
Handlebar.....	F-5,6
Headlight(s).....	F-11
Ignition Switch.....	F-14
Ignition System.....	C-9
Labels.....	G-5
Muffler(s).....	B-6
Oil Filter.....	C-7
Oil Pump.....	C-7
Owner's Tools.....	G-4
Part Number Index.....	O Row
Piston(s).....	B-4
Radiator.....	C-11,12
Rear Fender(s).....	E-9
Rear Hub.....	E-12
Reflectors.....	G-3
Seat.....	F-8
Shock Absorber(s).....	E-14
Starter Motor.....	C-10
Suspension.....	E-6
Swingarm.....	E-5
Taillight(s).....	F-12
Tensioner.....	B-8
Tires.....	E-10
Transmission.....	B-10
Valve(s).....	B-7
Wheels.....	E-10

(DEC.23,2002)

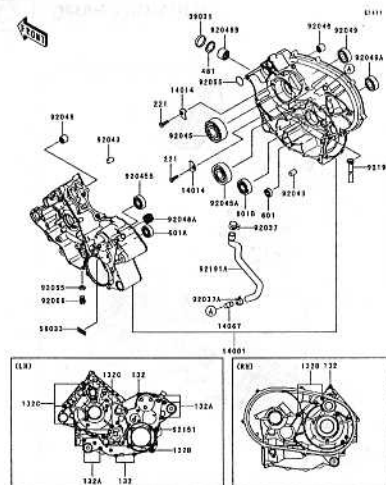
This catalog covers:
'04 KSV700-A1 Engine

GRID NO.

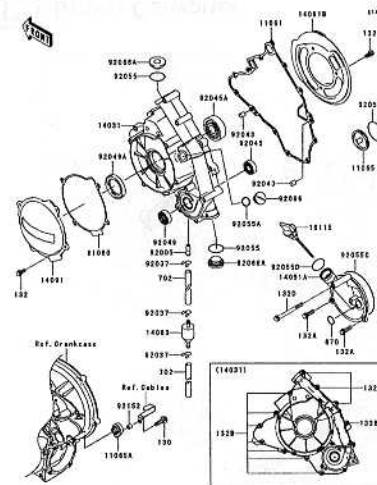
C-1

This grid covers:
Pictorial Index

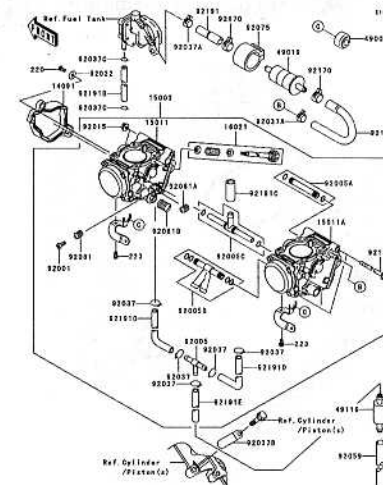
Kawasaki Motors Corp., U.S.A.



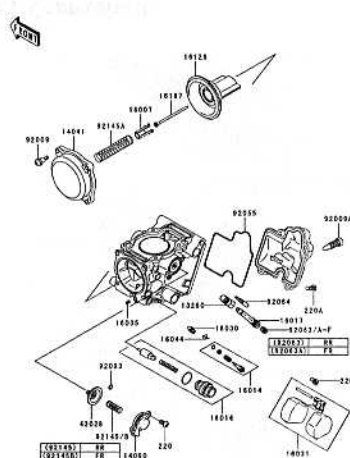
C-3 Crankcase



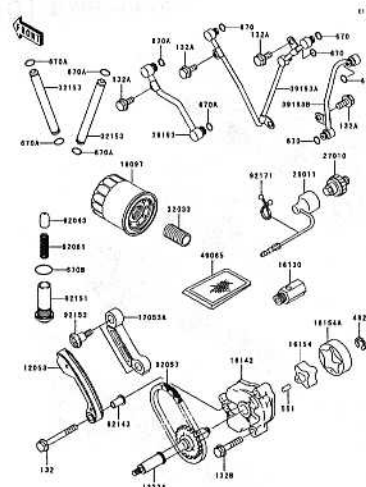
C-4 Engine Cover(s)



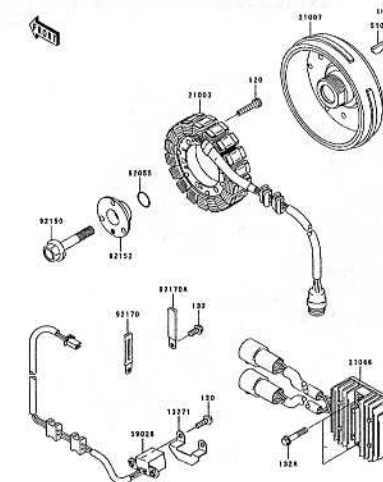
C-5 Carburetor



C-6 Carburetor Parts



C-7 Oil Pump/Oil Filter



C-8 Generator

This catalog covers:
'04 KSV700-A1 Engine

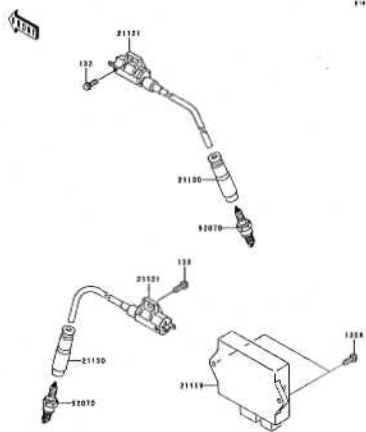
GRID NO.

C-2

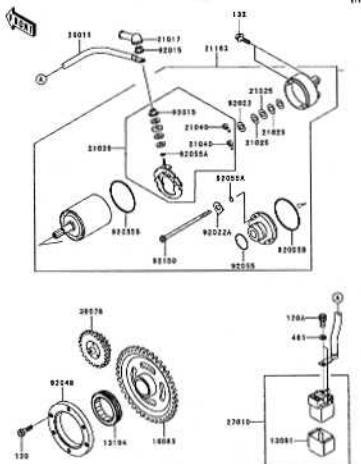
This grid covers:

Pictorial Index

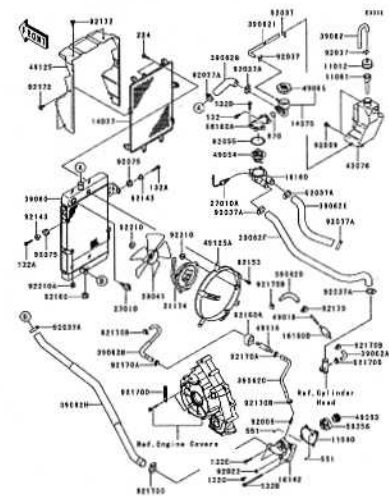
Kawasaki Motors Corp., U.S.A.



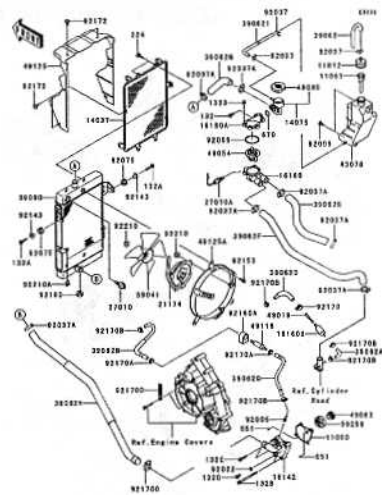
C-9 Ignition System



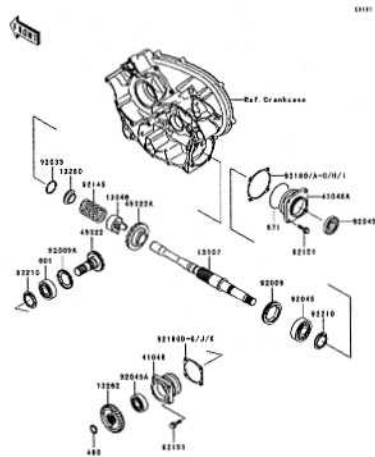
C-10 Starter Motor



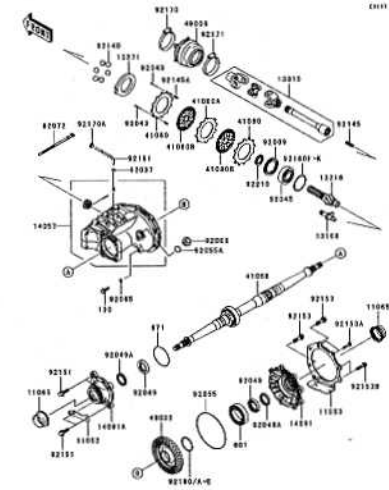
C-11 Radiator(1/2)



C-12 Radiator(2/2)



C-13 Front Bevel Gear



C-14 Drive Shaft-Rear(1/2)

This catalog covers:
'04 KSV700-A1 Engine

GRID NO.

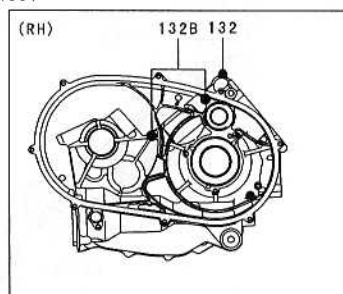
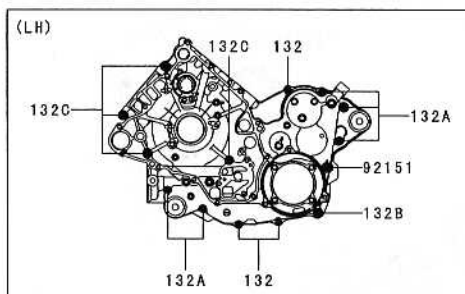
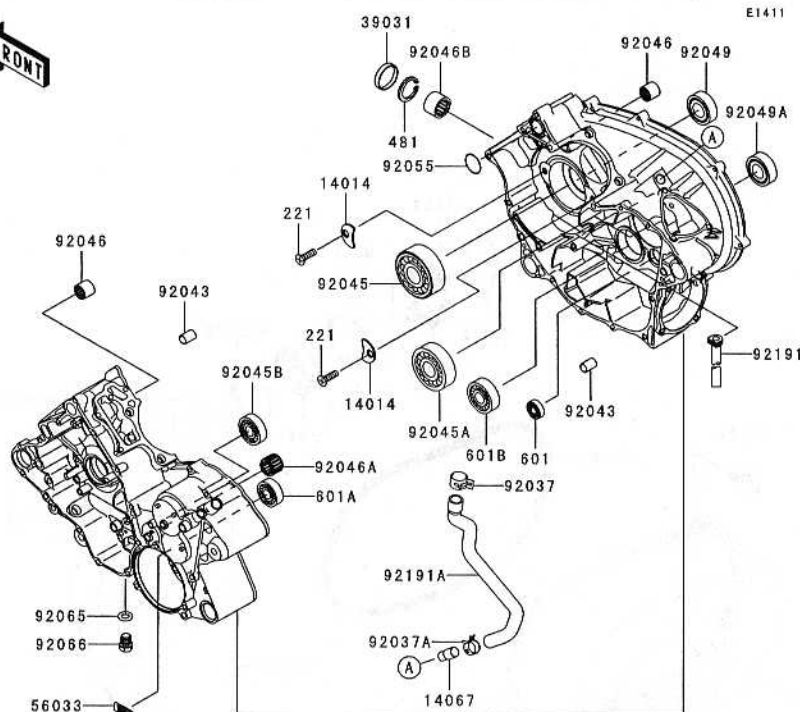
C-3

This grid covers:

Crankcase

Kawasaki Motors Corp., U.S.A.

FRONT



Ref. No.	Part No.	Description	Spec Code	Quantity-KSV700			
				'04			
14001	14001-1322	SET-CRANKCASE		1			
14014	14014-0006	PLATE-POSITION		2			
14067	14067-006	FITTING,BREATHER		1			
39031	39031-1070	CAP-END		1			
56033	56033-0021	LABEL-MANUAL,OIL LEVEL		1			
92037	92037-1730	CLAMP		1			
92037A	92037-1860	CLAMP		1			
92043	92043-1506	PIN		2			
92045	92045-0012	BEARING-BALL,5208X2-A-ECG45		1			
92045A	92045-1190	BEARING-BALL,6306SH2		1			
92045B	92045-1389	BEARING-BALL		1			
92046	92046-1118	BEARING-NEEDLE,TA202715ZE		2			
92046A	92046-1143	BEARING-NEEDLE		1			
92046B	92046-1277	BEARING-NEEDLE		1			
92049	92049-1452	SEAL-OIL,TC35508		1			
92049A	92049-1575	SEAL-OIL		1			
92055	92055-1136	RING-O,25.7X2.4		1			
92065	92065-097	GASKET,12X22X2,DRAIN PLUG		1			
92066	92066-1174	PLUG,OIL DRAIN,12X15		1			
92151	92151-1689	BOLT,8MM		1			
92191	92191-1449	TUBE,OIL RETURN		1			
92191A	92191-1740	TUBE,BREATHER		1			
132	132Y0640	BOLT-FLANGED-SMALL		4			
132A	132Y0665	BOLT-FLANGED-SMALL		5			
132B	132Y08110	BOLT-FLANGED-SMALL		3			
132C	132Y0875	BOLT-FLANGED-SMALL		4			
221	221B0616	SCREW-CSK-CROS,6X16		2			
481	481J3700	CIRCLIP-TYPE-C,37MM		1			
601	601A6000	BEARING-BALL		1			
601A	601A6004	BEARING-BALL,#6004		1			
601B	601A6304	BEARING-BALL,#6304		1			

A&P.....	M Row
Air Cleaner.....	B-5
Brake Pedal.....	E-13
Bulletins.....	N Row
Cables.....	F-9
Camshaft(s).....	B-8
Carburetor.....	C-5
Carburetor Parts.....	C-6
Chassis Electrical Equipment.....	F-13
Converter Cover.....	B-14
Crankcase.....	C-3
Crankshaft.....	B-9
Cylinder.....	B-4
Cylinder Head.....	B-3
Decals.....	G-6,7
Drive Belt.....	B-14
Drive Converter.....	B-12
Drive Shaft-Rear.....	C-14 / D-3
Driven Converter.....	B-13
Engine Cover(s).....	C-4
Footrests.....	E-7
Frame.....	E-3
Frame Fittings.....	E-4
Front Bevel Gear.....	C-13
Front Brake.....	F-4
Front Fender(s).....	E-8
Front Hub.....	E-11
Front Master Cylinder.....	F-3
Fuel Tank.....	F-7
Gear Change Mechanism.....	B-11
Generator.....	C-8
Guard(s).....	F-10
Handlebar.....	F-5,6
Headlight(s).....	F-11
Ignition Switch.....	F-14
Ignition System.....	C-9
Labels.....	G-5
Muffler(s).....	B-6
Oil Filter.....	C-7
Oil Pump.....	C-7
Owner's Tools.....	G-4
Part Number Index.....	O Row
Piston(s).....	B-4
Radiator.....	C-11,12
Rear Fender(s).....	E-9
Rear Hub.....	E-12
Reflectors.....	G-3
Seat.....	F-8
Shock Absorber(s).....	E-14
Starter Motor.....	C-10
Suspension.....	E-6
Swingarm.....	E-5
Tailight(s).....	F-12
Tensioner.....	B-8
Tires.....	E-10
Transmission.....	B-10
Valve(s).....	B-7
Wheels.....	E-10

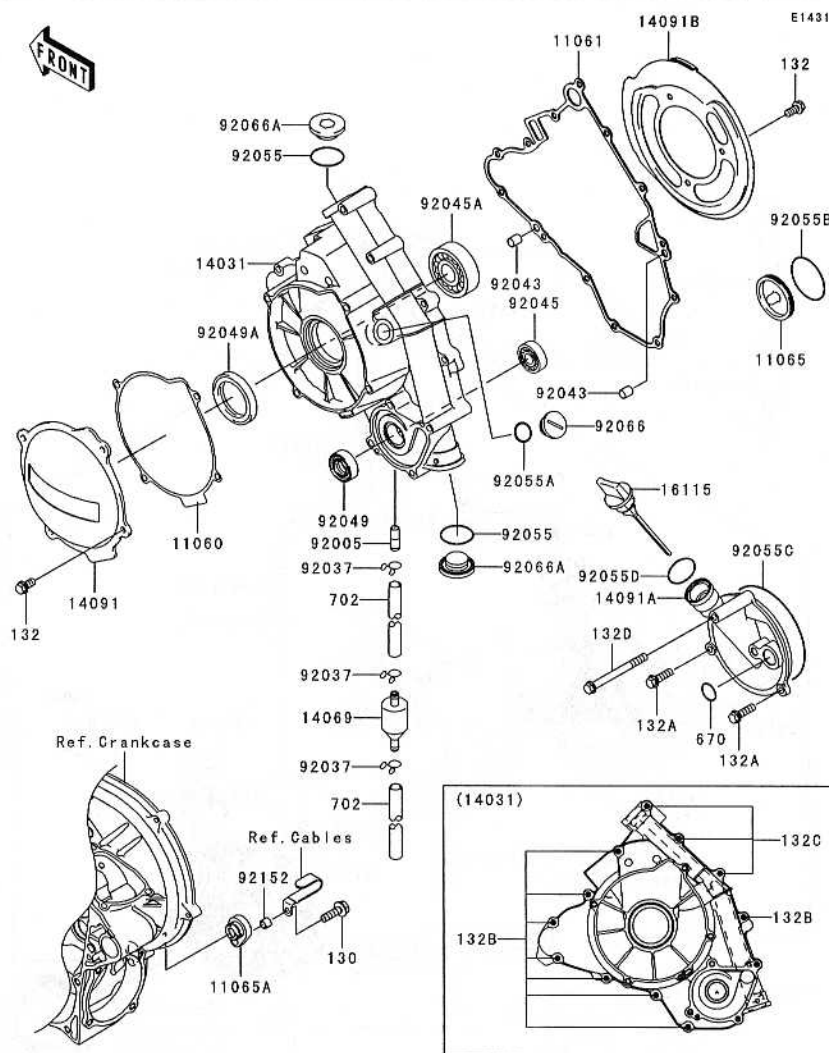
This catalog covers:
'04 KSV700-A1 Engine

GRID NO.

C-4

This grid covers:
Engine Cover(s)

Kawasaki Motors Corp., U.S.A.



Ref. No.	Part No.	Description	Spec Code	Quantity-KSV700			
				'04	A1		
11060	11060-1717	GASKET,BLANK		1			
11061	11061-1119	GASKET		1			
11065	11065-1151	CAP		1			
11065A	11065-1252	CAP,OIL COVER		1			
14031	14031-0005	COVER-GENERATOR		1			
14069	14069-1051	BREATHER		1			
14091	14091-1538	COVER,GENERATOR COVER		1			
14091A	14091-1543	COVER,OIL		1			
14091B	14091-1571	COVER,BELT CONVERTER		1			
16115	16115-0001	CAP-OIL FILLER		1			
92005	92005-1369	FITTING		1			
92037	92037-147	CLAMP,TUBE		3			
92043	92043-1263	PIN,6.2X8X14		2			
92045	92045-1246	BEARING-BALL,6901		1			
92045A	92045-1403	BEARING-BALL		1			
92049	92049-1228	SEAL-OIL,AC037AE0		1			
92049A	92049-1576	SEAL-OIL		1			
92055	92055-1136	RING-O,25.7X2.4		2			
92055A	92055-1146	RING-O		1			
92055B	92055-1279	RING-O,44.7X2.4		1			
92055C	92055-1632	RING-O		1			
92055D	92055-2064	RING-O		1			
92066	92066-0011	PLUG,COVER		1			
92066A	92066-0012	PLUG,25X8		2			
92152	92152-1332	COLLAR		1			
130	130Z0620	BOLT-FLANGED		1			
132	132Y0612	BOLT-FLANGED-SMALL		7			
132A	132Y0620	BOLT-FLANGED-SMALL		2			
132B	132Y0630	BOLT-FLANGED-SMALL		8			
132C	132Y0655	BOLT-FLANGED-SMALL		3			
132D	132Y0665	BOLT-FLANGED-SMALL		1			
670	670D2014	O RING,14MM		1			
702	702A07035	TUBE-RUBBER		2			

A&P	M Row
Air Cleaner	B-5
Brake Pedal	E-13
Bulletins	N Row
Cables	F-9
Camshaft(s)	B-8
Carburetor	C-5
Carburetor Parts	C-6
Chassis Electrical Equipment	F-13
Converter Cover	B-14
Crankcase	C-3
Crankshaft	B-9
Cylinder	B-4
Cylinder Head	B-3
Decals	G-6,7
Drive Belt	B-14
Drive Converter	B-12
Drive Shaft-Rear	C-14 / D-3
Driven Converter	B-13
Engine Cover(s)	C-4
Footrests	E-7
Frame	E-3
Frame Fittings	E-4
Front Bevel Gear	C-13
Front Brake	F-4
Front Fender(s)	E-8
Front Hub	E-11
Front Master Cylinder	F-3
Fuel Tank	F-7
Gear Change Mechanism	B-11
Generator	C-8
Guard(s)	F-10
Handlebar	F-5,6
Headlight(s)	F-11
Ignition Switch	F-14
Ignition System	C-9
Labels	G-5
Muffler(s)	B-6
Oil Filter	C-7
Oil Pump	C-7
Owner's Tools	G-4
Part Number Index	O Row
Piston(s)	B-4
Radiator	C-11,12
Rear Fender(s)	E-9
Rear Hub	E-12
Reflectors	G-3
Seat	F-8
Shock Absorber(s)	E-14
Starter Motor	C-10
Suspension	E-6
Swingarm	E-5
Tailight(s)	F-12
Tensioner	B-8
Tires	E-10
Transmission	B-10
Valve(s)	B-7
Wheels	E-10

(DEC.23,2002)

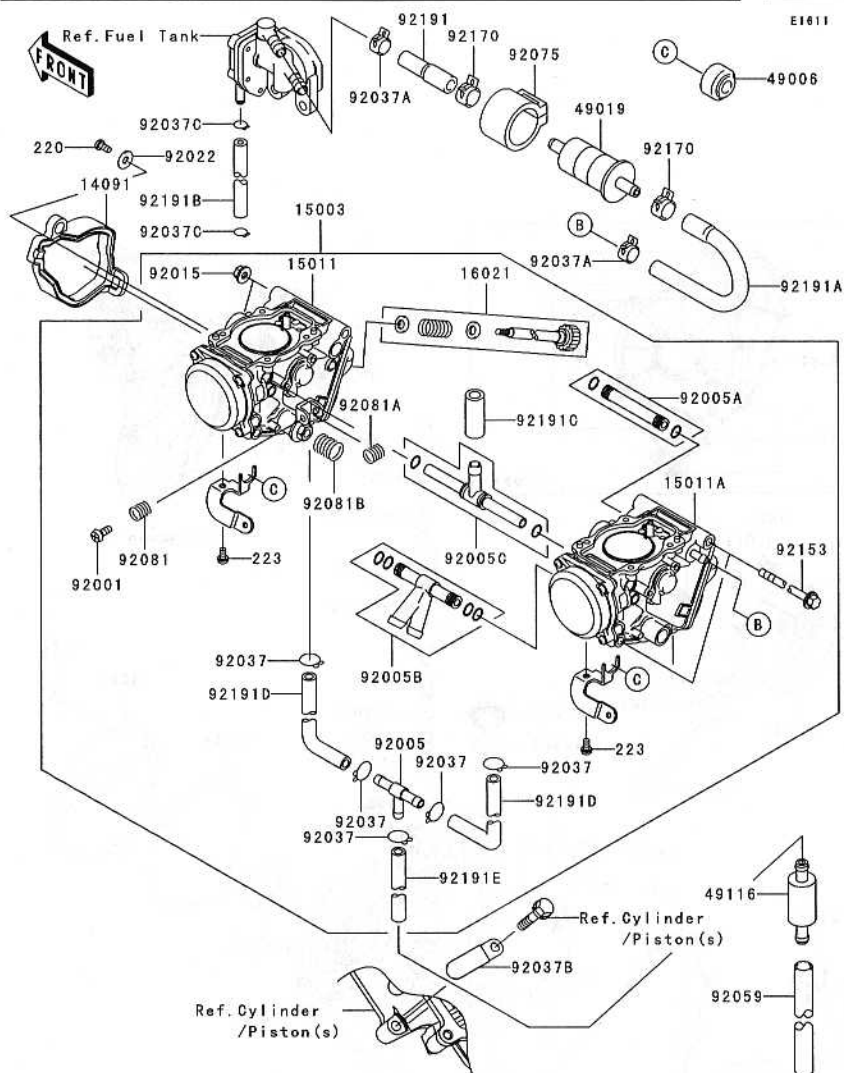
This catalog covers:
'04 KSV700-A1 Engine

GRID NO.

C-5

This grid covers:
Carburetor

Kawasaki Motors Corp., U.S.A.



Ref. No.	Part No.	Description	Spec Code	Quantity-KSV700				
				'04				
				A1				
14091	14091-1196	COVER,THROTTLE CABLE		1				
15003	15003-0014	CARBURETOR-ASSY		1				
15011	15011-0007	CARBURETOR,FR		1				
15011A	15011-0008	CARBURETOR,FR		1				
16021	16021-1223	SCREW-THROTTLE STOP		1				
49006	49006-1353	BOOT,STARTER CABLE		2				
49019	49019-1055	FILTER-FUEL		1				
49116	49116-1126	VALVE-ASSY		1				
92001	92001-1998	BOLT,THROTTLE ADJUST		1				
92005	92005-1112	FITTING,FUEL,T-TYPE		1				
92005A	92005-1374	FITTING		1				
92005B	92005-1376	FITTING		1				
92005C	92005-1385	FITTING		1				
92015	92015-1259	NUT,FLANGED,5MM		2				
92022	92022-1380	WASHER,5.2X13X1		1				
92037	92037-1201	CLAMP,TUBE		5				
92037A	92037-1505	CLAMP,TUBE		2				
92037B	92037-1539	CLAMP,L=45		1				
92037C	92037-1610	CLAMP		2				
92059	92059-1736	TUBE,7X10X100		1				
92075	92075-1853	DAMPER,FUEL FILTER		1				
92081	92081-1620	SPRING,THROTTLE ADJUST UPP		1				
92081A	92081-1621	SPRING,THROTTLE ADJUST LWR		1				
92081B	92081-1622	SPRING,THROTTLE ADJUST CNT		1				
92153	92153-1068	BOLT,5X143		2				
92170	92170-1492	CLAMP		2				
92191	92191-0017	TUBE,TAP-FUEL FILTER		1				
92191A	92191-0018	TUBE,FUEL FILTER-CARBURETOR		1				
92191B	92191-1251	TUBE		1				
92191C	92191-1672	TUBE,7X11X25		1				
92191D	92191-1673	TUBE,4.5X8X65		2				
92191E	92191-1674	TUBE,4.5X8X420		1				
220	220B0408	SCREW-PAN-CROS		1				
223	223D0408	SCREW-PAN-WS-CROS		2				

A&P.....	M Row
Air Cleaner.....	B-5
Brake Pedal.....	E-13
Bulletins.....	N Row
Cables.....	F-9
Camshaft(s).....	B-8
Carburetor.....	C-5
Carburetor Parts.....	C-6
Chassis Electrical Equipment.....	F-13
Converter Cover.....	B-14
Crankcase.....	C-9
Crankshaft.....	B-9
Cylinder.....	B-4
Cylinder Head.....	B-3
Decals.....	G-6,7
Drive Belt.....	B-14
Drive Converter.....	B-12
Drive Shaft-Rear.....	C-14 / D-3
Driven Converter.....	B-13
Engine Cover(s).....	C-4
Footrests.....	E-7
Frame.....	E-3
Frame Fittings.....	E-4
Front Bevel Gear.....	C-13
Front Brake.....	F-4
Front Fender(s).....	E-8
Front Hub.....	E-11
Front Master Cylinder.....	F-3
Fuel Tank.....	F-7
Gear Change Mechanism.....	B-11
Generator.....	C-8
Guard(s).....	F-10
Handlebar.....	F-5,6
Headlight(s).....	F-11
Ignition Switch.....	F-14
Ignition System.....	C-9
Labels.....	G-5
Muffler(s).....	B-6
Oil Filter.....	C-7
Oil Pump.....	C-7
Owner's Tools.....	G-4
Part Number Index.....	O Row
Piston(s).....	B-4
Radiator.....	C-11, 12
Rear Fender(s).....	E-9
Rear Hub.....	E-12
Reflectors.....	G-3
Seat.....	F-8
Shock Absorber(s).....	E-14
Starter Motor.....	C-10
Suspension.....	E-6
Swingarm.....	E-5
Tailight(s).....	F-12
Tensioner.....	B-8
Tires.....	E-10
Transmission.....	B-10
Valve(s).....	B-7
Wheels.....	E-9

This catalog covers:
'04 KSV700-A1 Engine

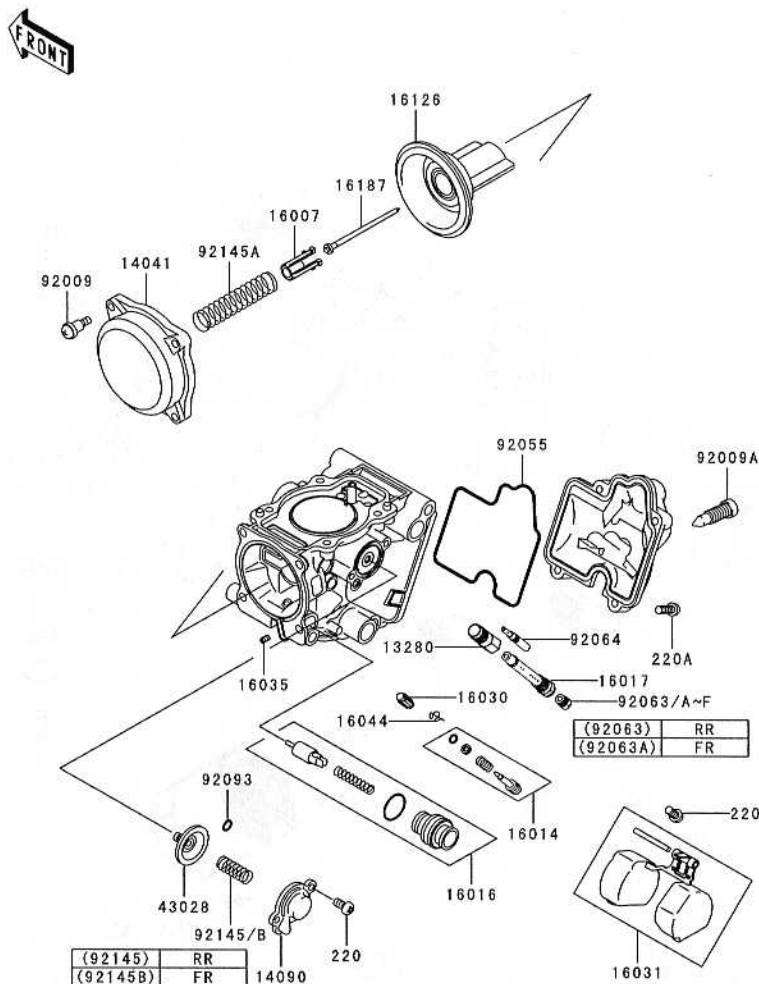
GRID NO.

C-6

This grid covers:
Carburetor Parts

Kawasaki Motors Corp., U.S.A.

E1612



Ref. No.	Part No.	Description	Spec Code	Quantity-KSV700			
				'04			
				A1			
13280	13280-1096	HOLDER, NEEDLE JET		2			
14041	14041-1090	CAP-CHAMBER, MIXING		2			
14090	14090-1984	COVER, AIR CUT VALVE		2			
16007	16007-1120	SEAT-SPRING, THROTTLE VALVE		2			
16014	16014-1105	SCREW-PILOT AIR		2			
16016	16016-1117	PLUNGER		2			
16017	16017-1441	JET-NEEDLE		2			
16030	16030-1007	VALVE-FLOAT		2			
16031	16031-1097	FLOAT		2			
16035	16035-1055	JET-AIR, LEAK		2			
16044	16044-007	CLAMP, FLOAT VALVE		2			
16126	16126-1226	VALVE, VACUUM		2			
16187	16187-0021	NEEDLE-JET, NBZH		2			
43028	43028-1085	DIAPHRAGM, AIR CUT VALVE		2			
92009	92009-1549	SCREW, 4X4.4		8			
92009A	92009-1551	SCREW, DRAIN, M6X0.75		2			
92055	92055-1589	RING-O, FLOAT CHAMBER		2			
92063	92063-1013	JET-MAIN, #140		1			
92063A	92063-1014	JET-MAIN, #135		1			
92063B	92063-1015	JET-MAIN, #138 (OPTION)		AR			
92063C	92063-1016	JET-MAIN, #142 (OPTION)		AR			
92063D	92063-1017	JET-MAIN, #145 (OPTION)		AR			
92063E	92063-1075	JET-MAIN, #130 (OPTION)		AR			
92063F	92063-1076	JET-MAIN, #132 (OPTION)		AR			
92064	92064-1232	JET-PILOT, #40		2			
92093	92093-1046	SEAL, "U"RING		2			
92145	92145-0097	SPRING, AIR CUT VALVE		1			
92145A	92145-1227	SPRING, VACUUM VALVE		2			
92145B	92145-1450	SPRING, AIR CUT VALVE		1			
220	220D0408	SCREW-PAN-CROS		6			
220 A	220D0414	SCREW-PAN-CROS		8			

A&P.....	M Row
Air Cleaner.....	B-5
Brake Pedal.....	E-13
Bulletins.....	N Row
Cables.....	F-9
Camshaft(s).....	B-8
Carburetor.....	C-5
Carburetor Parts.....	C-6
Chassis Electrical Equipment.....	F-13
Converter Cover.....	B-14
Crankcase.....	C-3
Crankshaft.....	B-9
Cylinder.....	B-4
Cylinder Head.....	B-3
Decals.....	G-6,7
Drive Belt.....	B-14
Drive Converter.....	B-12
Drive Shaft-Rear.....	C-14 / D-3
Driven Converter.....	B-13
Engine Cover(s).....	C-4
Footrests.....	E-7
Frame.....	E-3
Frame Fittings.....	E-4
Front Bevel Gear.....	C-13
Front Brake.....	F-4
Front Fender(s).....	E-8
Front Hub.....	E-11
Front Master Cylinder.....	F-3
Fuel Tank.....	F-7
Gear Change Mechanism.....	B-11
Generator.....	C-8
Guard(s).....	F-10
Handlebar.....	F-5,6
Headlight(s).....	F-11
Ignition Switch.....	F-14
Ignition System.....	C-9
Labels.....	G-5
Muffler(s).....	B-6
Oil Filter.....	C-7
Oil Pump.....	C-7
Owner's Tools.....	G-4
Part Number Index.....	O Row
Piston(s).....	B-4
Radiator.....	C-11,12
Rear Fender(s).....	E-9
Rear Hub.....	E-12
Reflectors.....	G-3
Seat.....	F-8
Shock Absorber(s).....	E-14
Starter Motor.....	C-10
Suspension.....	E-6
Swingarm.....	E-5
Tailight(s).....	F-12
Tensioner.....	B-8
Tires.....	E-10
Transmission.....	B-10
Valve(s).....	B-7
Wheels.....	E-10

(DEC.23,2002)

This catalog covers:
'04 KSV700-A1 Engine

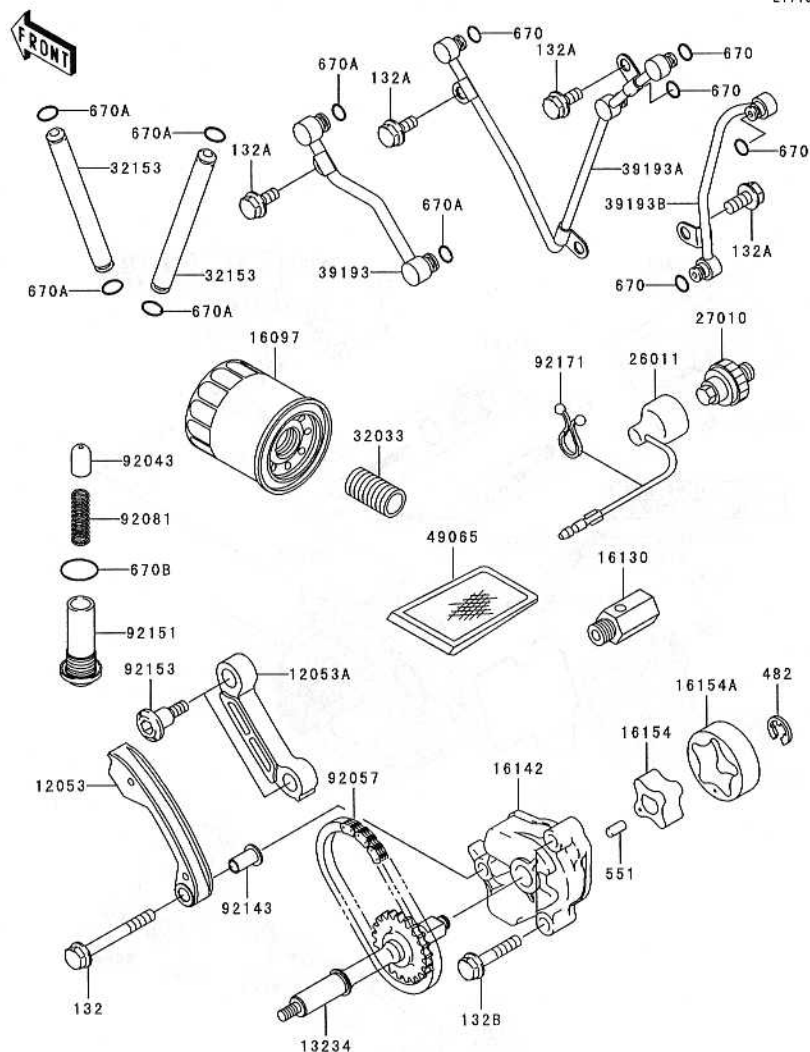
GRID NO.

C-7

This grid covers:
Oil Pump/Oil Filter

Kawasaki Motors Corp., U.S.A.

E1710



Ref. No.	Part No.	Description	Spec Code	Quantity-KSV700			
				'04	A1		
12053	12053-1440	GUIDE-CHAIN,SLACK		1			
12053A	12053-1443	GUIDE-CHAIN,TENSION		1			
13234	13234-1112	SHAFT-COMP,OIL PUMP		1			
16097	16097-1072	FILTER-ASSY-OIL		1			
16130	16130-1058	VALVE-ASSY-RELIEF		1			
16142	16142-1162	COVER-PUMP		1			
16154	16154-2059	ROTOR-PUMP,INNER		1			
16154A	16154-2060	ROTOR-PUMP,OUTER		1			
26011	26011-1755	WIRE-LEAD		1			
27010	27010-1313	SWITCH,OIL PRESSURE		1			
32033	32033-1535	PIPE,OIL FILTER		1			
32153	32153-1189	PIPE		2			
39193	39193-1052	PIPE-OIL,CRANKSHAFT		1			
39193A	39193-1053	PIPE-OIL,CRANKCASE,LH		1			
39193B	39193-1054	PIPE-OIL,CRANKCASE,RH		1			
49065	49065-1086	FILTER-OIL		1			
92043	92043-076	PIN		1			
92057	92057-1538	CHAIN,OIL PUMP		1			
92081	92081-112	SPRING		1			
92143	92143-1857	COLLAR		1			
92151	92151-1781	BOLT		1			
92153	92153-1200	BOLT		2			
92171	92171-1329	CLAMP		1			
132	132J0650	BOLT-FLANGED-SMALL		1			
132 A	132Y0612	BOLT-FLANGED-SMALL		4			
132 B	132Y0630	BOLT-FLANGED-SMALL		2			
482	482J6000	CIRCLIP-TYPE-E,6MM		1			
551	551A0408	PIN-DOWEL,4X8		2			
670	670D1505	O RING		5			
670 A	670D1507	O RING,7MM		6			
670 B	670D2016	O RING,16MM		1			

A&P.....	M Row
Air Cleaner.....	B-5
Brake Pedal.....	E-13
Bulletins.....	N Row
Cables.....	F-9
Camshaft(s).....	B-8
Carburetor.....	C-5
Carburetor Parts.....	C-6
Chassis Electrical Equipment.....	F-13
Converter Cover.....	B-14
Crankcase.....	C-3
Crankshaft.....	B-9
Cylinder.....	B-4
Cylinder Head.....	B-3
Decals.....	G-6,7
Drive Belt.....	B-14
Drive Converter.....	B-12
Drive Shaft-Rear.....	C-14 / D-3
Driven Converter.....	B-13
Engine Cover(s).....	C-4
Footrests.....	E-7
Frame.....	E-3
Frame Fittings.....	E-4
Front Bevel Gear.....	C-13
Front Brake.....	F-4
Front Fender(s).....	E-8
Front Hub.....	E-11
Front Master Cylinder.....	F-3
Fuel Tank.....	F-7
Gear Change Mechanism.....	B-11
Generator.....	C-8
Guard(s).....	F-10
Handlebar.....	F-5,6
Headlight(s).....	F-11
Ignition Switch.....	F-14
Ignition System.....	C-9
Labels.....	G-5
Muffler(s).....	B-6
Oil Filter.....	C-7
Oil Pump.....	C-7
Owner's Tools.....	G-4
Part Number Index.....	O Row
Piston(s).....	B-4
Radiator.....	C-11,12
Rear Fender(s).....	E-9
Rear Hub.....	E-12
Reflectors.....	G-3
Seat.....	F-8
Shock Absorber(s).....	E-14
Starter Motor.....	C-10
Suspension.....	E-6
Swingarm.....	E-5
Taillight(s).....	F-12
Tensioner.....	B-8
Tires.....	E-10
Transmission.....	B-10
Valve(s).....	B-7
Wheels.....	E-10

(DEC.23,2002)

This catalog covers:
'04 KSV700-A1 Engine

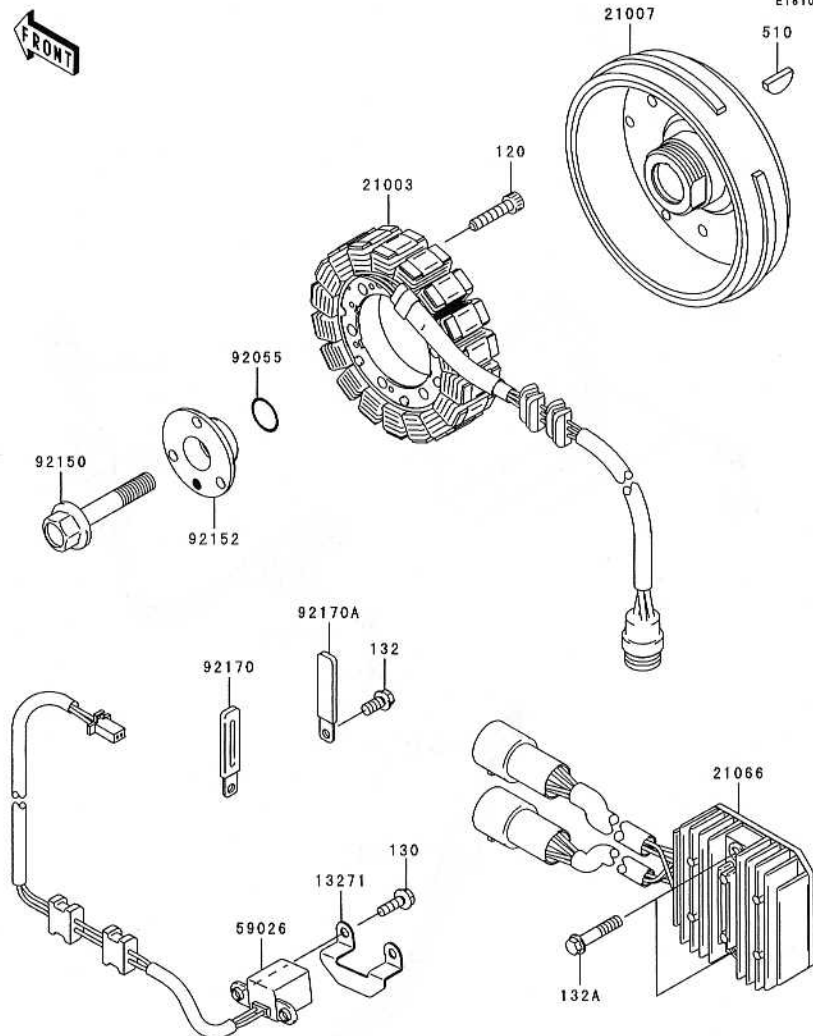
GRID NO.

C-8

This grid covers:
Generator

Kawasaki Motors Corp., U.S.A.

Ref. No.	Part No.	Description	Spec Code	Quantity-KSV700			
				'04			
				A1			
13271	13271-1369	PLATE		1			
21003	21003-0003	STATOR		1			
21007	21007-1367	ROTOR		1			
21066	21066-1112	REGULATOR-VOLTAGE		1			
59026	59026-1159	COIL-PULSING		1			
92055	92055-1215	RING-O,19.8X2.2		1			
92150	92150-1987	BOLT,PULLEY		1			
92152	92152-1467	COLLAR,20X51X17		1			
92170	92170-1514	CLAMP		1			
92170A	92170-1925	CLAMP		1			
120	120P0628	BOLT-SOCKET,6X28		3			
130	130G0516	BOLT-FLANGED		2			
132	132Y0612	BOLT-FLANGED-SMALL		1			
132A	132Y0630	BOLT-FLANGED-SMALL		2			
510	510A4200	KEY-WOODRUFF		1			



A&P.....	M Row
Air Cleaner.....	B-5
Brake Pedal.....	E-13
Bulletins.....	N Row
Cables.....	F-9
Camshaft(s).....	B-8
Carburetor.....	C-5
Carburetor Parts.....	C-6
Chassis Electrical Equipment.....	F-13
Converter Cover.....	B-14
Crankcase.....	C-3
Crankshaft.....	B-9
Cylinder.....	B-4
Cylinder Head.....	B-3
Decals.....	G-6,7
Drive Belt.....	B-14
Drive Converter.....	B-12
Drive Shaft-Rear.....	C-14 / D-3
Driven Converter.....	B-13
Engine Cover(s).....	C-4
Footrests.....	E-7
Frame.....	E-3
Frame Fittings.....	E-4
Front Bevel Gear.....	C-13
Front Brake.....	F-4
Front Fender(s).....	E-8
Front Hub.....	E-11
Front Master Cylinder.....	F-3
Fuel Tank.....	F-7
Gear Change Mechanism.....	B-11
Generator.....	C-8
Guard(s).....	F-10
Handlebar.....	F-5,6
Headlight(s).....	F-11
Ignition Switch.....	F-14
Ignition System.....	C-9
Labels.....	G-5
Muffler(s).....	B-6
Oil Filter.....	C-7
Oil Pump.....	C-7
Owner's Tools.....	G-4
Part Number Index.....	O Row
Piston(s).....	B-4
Radiator.....	C-11,12
Rear Fender(s).....	E-9
Rear Hub.....	E-12
Reflectors.....	G-3
Seat.....	F-8
Shock Absorber(s).....	E-14
Starter Motor.....	C-10
Suspension.....	E-6
Swingarm.....	E-5
Taillight(s).....	F-12
Tensioner.....	B-8
Tires.....	E-10
Transmission.....	B-10
Valve(s).....	B-7
Wheels.....	E-10

(DEC.23,2002)

This catalog covers:
'04 KSV700-A1 Engine

GRID NO.

C-9

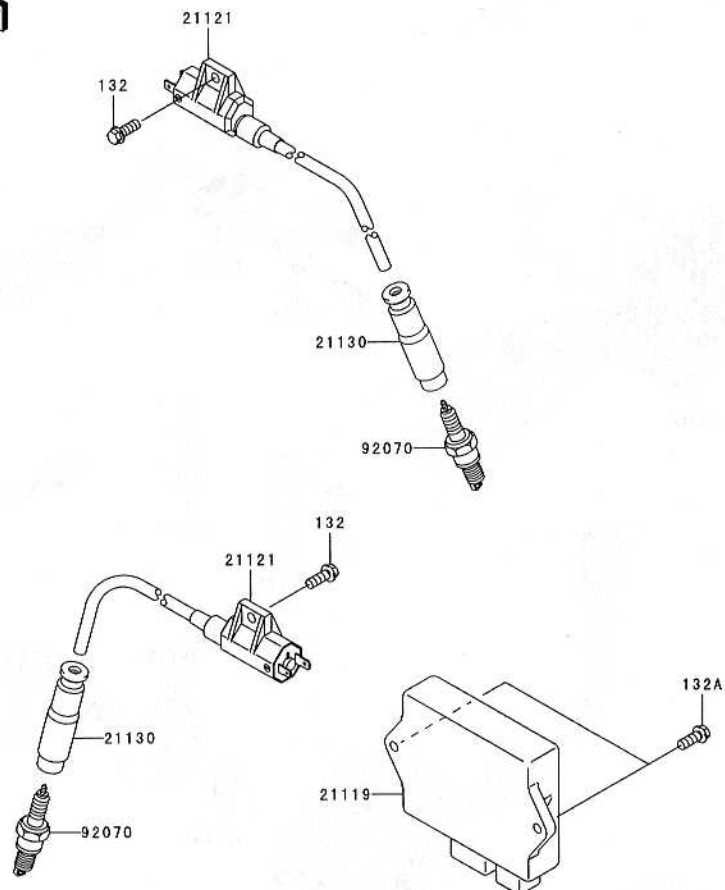
This grid covers:
Ignition System

Kawasaki Motors Corp., U.S.A.

E1830

Ref. No.	Part No.	Description	Spec Code	Quantity-KSV700				
				'04				
				A1				
21119	21119-1629	IGNITER		1				
21121	21121-1316	COIL-IGNITION		2				
21130	21130-1071	CAP-SPARK PLUG		2				
92070	92070-1209	PLUG-SPARK,CR7E(NGK)		2				
132	132H0616	BOLT-FLANGED-SMALL		2				
132 A	132J0616	BOLT-FLANGED-SMALL		2				

FRONT



A&P.....	M Row
Air Cleaner.....	B-5
Brake Pedal.....	E-13
Bulletins.....	N Row
Cables.....	F-9
Camshaft(s).....	B-8
Carburetor.....	C-5
Carburetor Parts.....	C-6
Chassis Electrical Equipment.....	F-13
Converter Cover.....	B-14
Crankcase.....	C-3
Crankshaft.....	B-9
Cylinder.....	B-4
Cylinder Head.....	B-3
Decals.....	G-6,7
Drive Belt.....	B-14
Drive Converter.....	B-12
Drive Shaft-Rear.....	C-14 / D-3
Driven Converter.....	B-13
Engine Cover(s).....	C-4
Footrests.....	E-7
Frame.....	E-3
Frame Fittings.....	E-4
Front Bevel Gear.....	C-13
Front Brake.....	F-4
Front Fender(s).....	E-8
Front Hub.....	E-11
Front Master Cylinder.....	F-3
Fuel Tank.....	F-7
Gear Change Mechanism.....	B-11
Generator.....	C-8
Guard(s).....	F-10
Handlebar.....	F-5,6
Headlight(s).....	F-11
Ignition Switch.....	F-14
Ignition System.....	C-9
Labels.....	G-5
Muffler(s).....	B-6
Oil Filter.....	C-7
Oil Pump.....	C-7
Owner's Tools.....	G-4
Part Number Index.....	O Row
Piston(s).....	B-4
Radiator.....	C-11,12
Rear Fender(s).....	E-9
Rear Hub.....	E-12
Reflectors.....	G-3
Seat.....	F-8
Shock Absorber(s).....	E-14
Starter Motor.....	C-10
Suspension.....	E-6
Swingarm.....	E-5
Taillight(s).....	F-12
Tensioner.....	B-8
Tires.....	E-10
Transmission.....	B-10
Valve(s).....	B-7
Wheels.....	E-10

(DEC.23,2002)

This catalog covers:
'04 KSV700-A1 Engine

GRID NO.

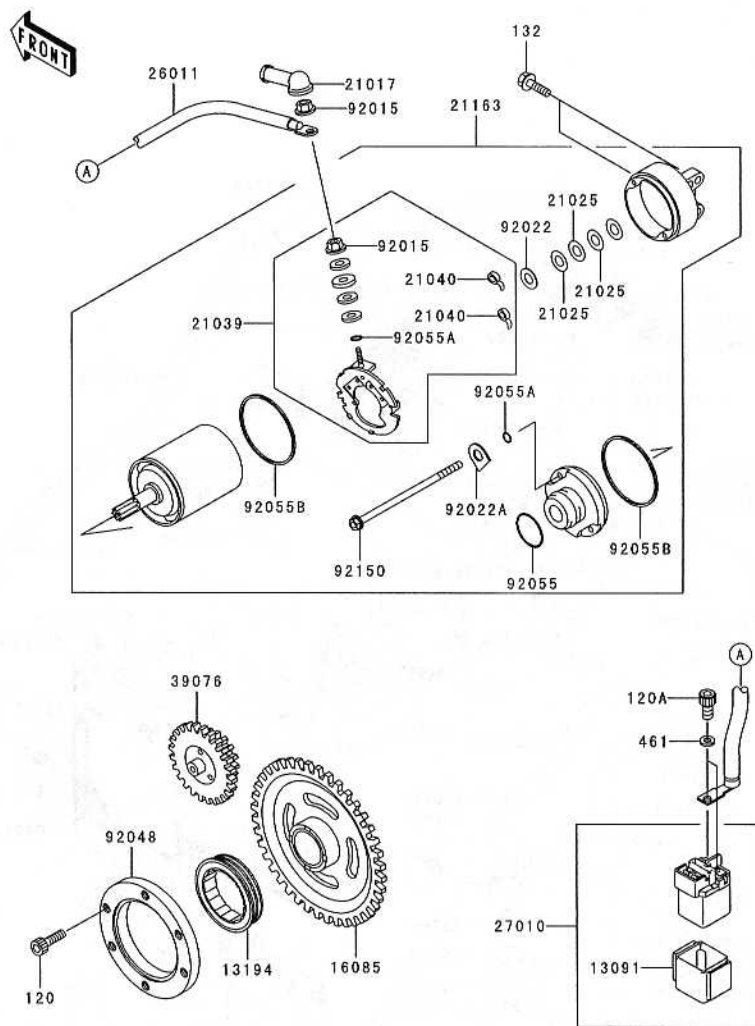
C-10

This grid covers:
Starter Motor

Kawasaki Motors Corp., U.S.A.

E1840

Ref. No.	Part No.	Description	Spec Code	Quantity-KSV700			
				'04			
				A1			
13091	13091-1992	HOLDER		1			
13194	13194-1094	CLUTCH-ONEWAY		1			
16085	16085-1238	GEAR, STARTER		1			
21017	21017-017	GROMMET, STARTER TERMINAL		1			
21025	21025-011	WASHER, 9.1X18X0.2		4			
21039	21039-1063	BRUSH, CARBON		1			
21040	21040-1057	SPRING-BRUSH		2			
21163	21163-1320	STARTER-ELECTRIC		1			
26011	26011-1845	WIRE-LEAD		1			
27010	27010-1376	SWITCH, MAGNETIC		1			
39076	39076-1076	LIMITER, STARTER		1			
92015	92015-1476	NUT, STARTER MOTOR		2			
92022	92022-1132	WASHER, 9.1X18X0.8		1			
92022A	92022-1458	WASHER, LOCK, T=2.0		2			
92048	92048-1090	RACE, ONEWAY CLUTCH		1			
92055	92055-1276	RING-O		1			
92055A	92055-1370	RING-O, 4.5X2.0		3			
92055B	92055-1381	RING-O, STARTER MOTOR		2			
92150	92150-1243	BOLT		2			
120	120P0816	BOLT-SOCKET		6			
120A	120S0510	BOLT-SOCKET		2			
132	132Y0630	BOLT-FLANGED-SMALL		2			
461	461K0500	WASHER-SPRING, 5MM, BLACK		2			



A&P.....	M Row
Air Cleaner.....	B-5
Brake Pedal.....	E-13
Bulletins.....	N Row
Cables.....	F-9
Camshaft(s).....	B-8
Carburetor.....	C-5
Carburetor Parts.....	C-6
Chassis Electrical Equipment.....	F-13
Converter Cover.....	B-14
Crankcase.....	C-3
Crankshaft.....	B-9
Cylinder.....	B-4
Cylinder Head.....	B-3
Decals.....	G-6,7
Drive Belt.....	B-14
Drive Converter.....	B-12
Drive Shaft-Rear.....	C-14 / D-3
Driven Converter.....	B-13
Engine Cover(s).....	C-4
Footrests.....	E-7
Frame.....	E-3
Frame Fittings.....	E-4
Front Bevel Gear.....	C-13
Front Brake.....	F-4
Front Fender(s).....	E-8
Front Hub.....	E-11
Front Master Cylinder.....	F-3
Fuel Tank.....	F-7
Gear Change Mechanism.....	B-11
Generator.....	C-8
Guard(s).....	F-10
Handlebar.....	F-5,6
Headlight(s).....	F-11
Ignition Switch.....	F-14
Ignition System.....	C-9
Labels.....	G-5
Muffler(s).....	B-6
Oil Filter.....	C-7
Oil Pump.....	C-7
Owner's Tools.....	G-4
Part Number Index.....	O Row
Piston(s).....	B-4
Radiator.....	C-11,12
Rear Fender(s).....	E-9
Rear Hub.....	E-12
Reflectors.....	G-3
Seat.....	F-8
Shock Absorber(s).....	E-14
Starter Motor.....	C-10
Suspension.....	E-6
Swingarm.....	E-5
Taillight(s).....	F-12
Tensioner.....	B-8
Tires.....	E-10
Transmission.....	B-10
Valve(s).....	B-7
Wheels.....	E-10

(DEC.23,2002)

This catalog covers:
'04 KSV700-A1 Engine

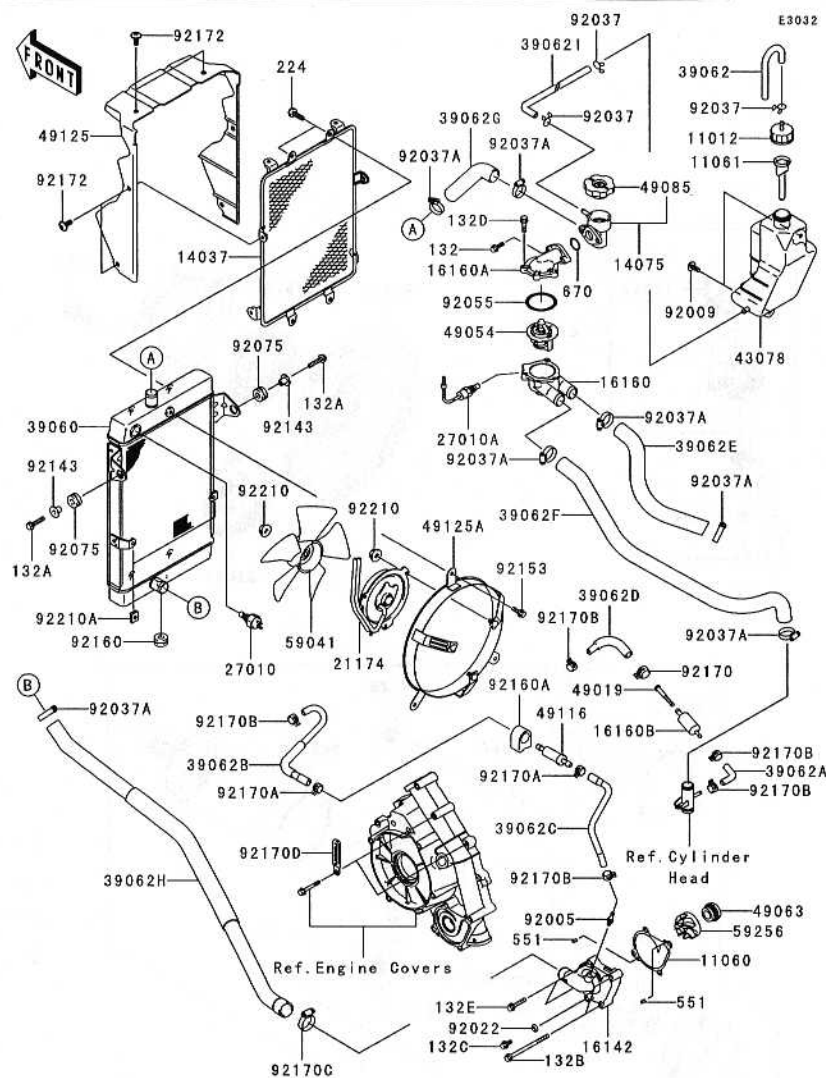
GRID NO.

C-11

This grid covers:

Radiator(1/2)

Kawasaki Motors Corp., U.S.A.



Ref. No.	Part No.	Description	Spec Code	Quantity-KSV700			
				'04			
				A1			
11012	11012-1854	CAP		1			
11060	11060-1964	GASKET, WATER PUMP		1			
11061	11061-0043	GASKET		1			
14037	14037-1316	SCREEN, RADIATOR		1			
14075	14075-1115	CAP-ASSY, PRESSURE		1			
16142	16142-0002	COVER, PUMP, WATER		1			
16160	16160-1112	BODY, THERMOSTAT, LWR		1			
16160A	16160-1113	BODY, THERMOSTAT, UP		1			
16160B	16160-1359	BODY		1			
21174	21174-0001	MOTOR-ELECTRIC		1			
27010	27010-1202	SWITCH, FAN		1			
27010A	27010-1346	SWITCH, SENSOR WATER		1			
39060	39060-0006	RADIATOR		1			
39062	39062-0002	HOSE-COOLING, BREATHER		1			
39062A	39062-1816	HOSE-COOLING, HEAD-FILTER		1			
39062B	39062-1817	HOSE-COOLING, CARB-VALVE		1			
39062C	39062-1818	HOSE-COOLING, VALVE-WATER PUMP		1			
39062D	39062-1858	HOSE-COOLING, FILTER-CARB		1			
39062E	39062-1920	HOSE-COOLING, FR HEAD-THERMO		1			
39062F	39062-1921	HOSE-COOLING, RR HEAD-THERMO		1			
39062G	39062-1922	HOSE-COOLING, THERMO-RADIATOR		1			
39062H	39062-1923	HOSE-COOLING, RAD-WATER PUMP		1			
39062I	39062-1924	HOSE-COOLING, RESERVOIR-THERMO		1			
43078	43078-0004	RESERVOIR, TANK		1			
49019	49019-1068	FILTER-WATER		1			
49054	49054-1055	THERMOSTAT		1			
49063	49063-1055	SEAL-MECHANICAL, WATER		1			
49085	49085-1067	CAP-ASSY, PRESSURE		1			
49116	49116-1190	VALVE-ASSY		1			
49125	49125-0003	SHROUD		1			
49125A	49125-0007	SHROUD		1			
59041	59041-0001	FAN		1			
59256	59256-1069	IMPELLER		1			
92005	92005-1337	FITTING		1			
92009	92009-1621	SCREW, 6X16		2			
92022	92022-304	WASHER, 6.2X11X1		1			
92037	92037-147	CLAMP, TUBE		3			
92037A	92037-1589	CLAMP, COOLING HOSE		7			
92055	92055-1279	RING-O, 44.7X2.4		1			
92075	92075-209	DAMPER		2			

A&P.....	M Row
Air Cleaner.....	B-5
Brake Pedal.....	E-13
Bulletins.....	N Row
Cables.....	F-9
Camshaft(s).....	B-8
Carburetor.....	C-5
Carburetor Parts.....	C-6
Chassis Electrical Equipment.....	F-13
Converter Cover.....	B-14
Crankcase.....	C-3
Crankshaft.....	B-9
Cylinder.....	B-4
Cylinder Head.....	B-3
Decals.....	G-6,7
Drive Belt.....	B-14
Drive Converter.....	B-12
Drive Shaft-Rear.....	C-14 / D-3
Driven Converter.....	B-13
Engine Cover(s).....	C-4
Footrests.....	E-7
Frame.....	E-3
Frame Fittings.....	E-4
Front Bevel Gear.....	C-13
Front Brake.....	F-4
Front Fender(s).....	E-8
Front Hub.....	E-11
Front Master Cylinder.....	F-3
Fuel Tank.....	F-7
Gear Change Mechanism.....	B-11
Generator.....	C-8
Guard(s).....	F-10
Handlebar.....	F-5,6
Headlight(s).....	F-11
Ignition Switch.....	F-14
Ignition System.....	C-9
Labels.....	G-5
Muffler(s).....	B-6
Oil Filter.....	C-7
Oil Pump.....	C-7
Owner's Tools.....	G-4
Part Number Index.....	O Row
Piston(s).....	B-4
Radiator.....	C-11,12
Rear Fender(s).....	E-9
Rear Hub.....	E-12
Reflectors.....	G-3
Seat.....	F-8
Shock Absorber(s).....	E-14
Starter Motor.....	C-10
Suspension.....	E-6
Swingarm.....	E-5
Taillight(s).....	F-12
Tensioner.....	B-8
Tires.....	E-10
Transmission.....	B-10
Valve(s).....	B-7
Wheels.....	E-10

[illegible]

C-12

Ref. No.	Part No.	Description	Spec Code	Quantity-KSV700			
				'04			
				A1			
92143	92143-1353	COLLAR		2			
92153	92153-0456	BOLT		3			
92160	92160-1007	DAMPER		1			
92160A	92160-1451	DAMPER,VALVE		1			
92170	92170-1491	CLAMP		1			
92170A	92170-1492	CLAMP		2			
92170B	92170-1493	CLAMP		5			
92170C	92170-1497	CLAMP		1			
92170D	92170-1514	CLAMP		2			
92172	92172-0005	SCREW,6X10		6			
92210	92210-0085	NUT		4			
92210A	92210-0086	NUT		2			
132	132H0616	BOLT-FLANGED-SMALL		2			
132 A	132H0625	BOLT-FLANGED-SMALL,6X25		2			
132 B	132J0690	BOLT-FLANGED-SMALL		2			
132 C	132Y0612	BOLT-FLANGED-SMALL		1			
132 D	132Y0620	BOLT-FLANGED-SMALL		4			
132 E	132Y0630	BOLT-FLANGED-SMALL		2			
224	224C0612	SCREW-PAN-WP-CROS		4			
551	551A0408	PIN-DOWEL,4X8		2			
670	670B2020	O RING,20MM		1			

A&P	M Row
Air Cleaner	B-5
Brake Pedal	E-13
Bulletins	N Row
Cables	F-9
Camshaft(s)	B-8
Carburetor	C-5
Carburetor Parts	C-6
Chassis Electrical Equipment	F-13
Converter Cover	B-14
Crankcase	B-9
Crankshaft	B-9
Cylinder	B-4
Cylinder Head	B-3
Decals	G-6
Drive Belt	B-14
Drive Converter	B-12
Drive Shaft-Rear	D-13
Driven Converter	C-14 / D-3
Engine Cover(s)	B-13
Engine Cover(s)	C-4
Footrests	E-7
Frame	E-3
Frame Fittings	E-4
Front Bevel Gear	C-13
Front Brake	E-4
Front Fender(s)	F-8
Front Hub	E-11
Front Master Cylinder	F-3
Fuel Tank	F-7
Gear Change Mechanism	B-11
Generator	C-8
Guard(s)	F-10
Handlebar	F-5
Headlight(s)	F-11
Ignition Switch	F-14
Ignition System	C-9
Labels	G-5
Muffler(s)	B-6
Oil Filter	C-7
Oil Pump	C-7
Owner's Tools	G-4
Part Number Index	O Row
Piston(s)	B-4
Radiator	C-11, 12
Rear Fender(s)	E-9
Rear Hub	E-12
Reflectors	G-3
Seat	F-8
Shock Absorber(s)	E-14
Starter Motor	C-10
Suspension	E-6
Swingarm	E-5
Tailight(s)	F-12
Tensioner	B-8
Tires	E-10
Transmission	B-10
Valve(s)	B-7
Wheels	E-10

This catalog covers:
'04 KSV700-A1 Engine

GRID NO.

C-13

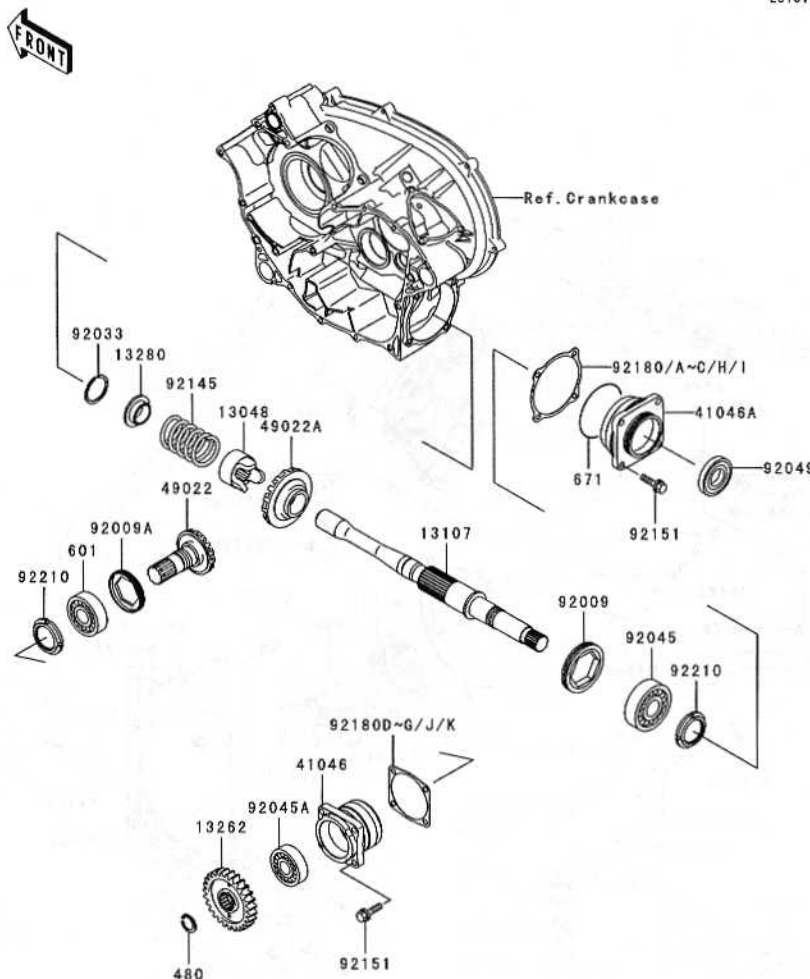
This grid covers:
Front Bevel Gear

Kawasaki Motors Corp., U.S.A.

E3131

Ref. No.	Part No.	Description	Spec Code	Quantity-KSV700			
				'04			
				A1			
13048	13048-1088	CAM-DAMPER		1			
13107	13107-1516	SHAFT		1			
13262	13262-0014	GEAR, OUTPUT DRIVEN, 27T		1			
13280	13280-1169	HOLDER		1			
41046	41046-1101	HOUSING-BEARING		1			
41046A	41046-1102	HOUSING-BEARING		1			
49022	49022-1192	GEAR-BEVEL, DRIVE, 12T		1			
49022A	49022-1193	GEAR-BEVEL, DRIVE, 20T		1			
92009	92009-1667	SCREW		1			
92009A	92009-1914	SCREW, 64MM		1			
92033	92033-1320	RING-SNAP		1			
92045	92045-1190	BEARING-BALL, 6306SH2		1			
92045A	92045-1207	BEARING-BALL, 62/28		1			
92049	92049-1529	SEAL-OIL		1			
92145	92145-1298	SPRING		1			
92151	92151-1688	BOLT		8			
92180	92180-1307	SHIM, DRIVE, T=0.15		1			
92180A	92180-1308	SHIM, DRIVE, T=0.20		1			
92180B	92180-1309	SHIM, DRIVE, T=0.50		1			
92180C	92180-1310	SHIM, DRIVE, T=0.80		1			
92180D	92180-1311	SHIM, DRIVE, T=0.15		1			
92180E	92180-1312	SHIM, DRIVE, T=0.20		1			
92180F	92180-1313	SHIM, DRIVE, T=0.50		1			
92180G	92180-1314	SHIM, DRIVE, T=0.80		1			
92180H	92180-1349	SHIM, DRIVE, T=1.00		1			
92180I	92180-1350	SHIM, DRIVE, T=1.20		1			
92180J	92180-1351	SHIM, DRIVE, T=1.00		1			
92180K	92180-1352	SHIM, DRIVE, T=1.20		1			
92210	92210-1294	NUT, 30MM		2			
480	480J2800	CIRCLIP-TYPE-C, 28MM		1			
601	601B6206	BEARING-BALL, #6206C3		1			
671	671D2585	O RING		1			

A&P.....	M Row
Air Cleaner.....	B-5
Brake Pedal.....	E-13
Bulletins.....	N Row
Cables.....	F-9
Camshaft(s).....	B-8
Carburetor.....	C-5
Carburetor Parts.....	C-6
Chassis Electrical Equipment.....	F-13
Converter Cover.....	B-14
Crankcase.....	C-3
Crankshaft.....	B-9
Cylinder.....	B-4
Cylinder Head.....	B-3
Decals.....	G-6,7
Drive Belt.....	B-14
Drive Converter.....	B-12
Drive Shaft-Rear.....	C-14 / D-3
Driven Converter.....	B-13
Engine Cover(s).....	C-4
Footrests.....	E-7
Frame.....	E-3
Frame Fittings.....	E-4
Front Bevel Gear.....	C-13
Front Brake.....	F-4
Front Fender(s).....	E-8
Front Hub.....	E-11
Front Master Cylinder.....	F-3
Fuel Tank.....	F-7
Gear Change Mechanism.....	B-11
Generator.....	C-8
Guard(s).....	F-10
Handlebar.....	F-5,6
Headlight(s).....	F-11
Ignition Switch.....	F-14
Ignition System.....	C-9
Labels.....	G-5
Muffler(s).....	B-6
Oil Filter.....	C-7
Oil Pump.....	C-7
Owner's Tools.....	G-4
Part Number Index.....	O Row
Piston(s).....	B-4
Radiator.....	C-11, 12
Rear Fender(s).....	E-9
Rear Hub.....	E-12
Reflectors.....	G-3
Seat.....	F-8
Shock Absorber(s).....	E-14
Starter Motor.....	C-10
Suspension.....	E-6
Swingarm.....	E-5
Taillight(s).....	F-12
Tensioner.....	B-8
Tires.....	E-10
Transmission.....	B-10
Valve(s).....	B-7
Wheels.....	E-10



(DEC.23,2002)

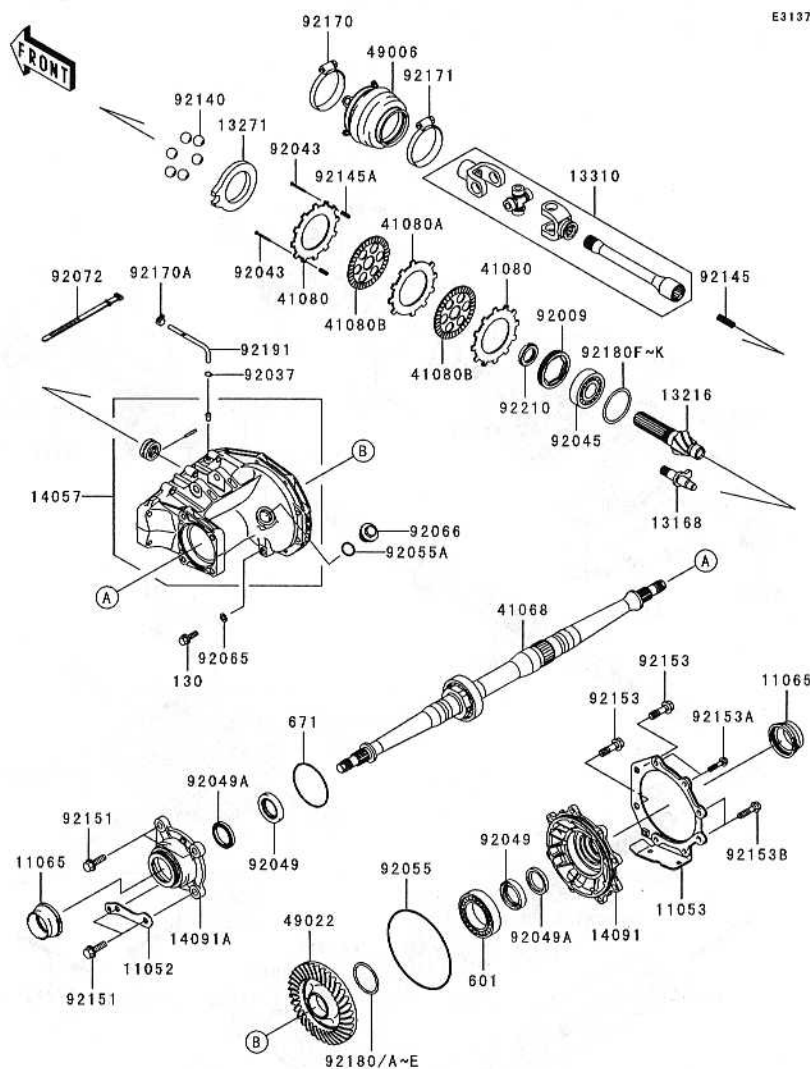
This catalog covers:
'04 KSV700-A1 Engine

GRID NO.

C-14

This grid covers:
Drive Shaft-Rear(1/2)

Kawasaki Motors Corp., U.S.A.



E3137

Ref. No.	Part No.	Description	Spec Code	Quantity-KSV700			
				'04	A1		
11052	11052-1348	BRACKET,REAR GUARD		1			
11053	11053-0216	BRACKET		1			
11065	11065-1260	CAP		2			
13168	13168-1687	LEVER,BRAKE		1			
13216	13216-0002	GEAR-COMP,RR,8T		1			
13271	13271-1938	PLATE,CAM		1			
13310	13310-1026	SHAFT-ASSY,RR DRIVE SHAFT		1			
14057	14057-0001	CASE-COMP-GEAR		1			
14091	14091-0028	COVER,RH		1			
14091A	14091-1422	COVER,LH		1			
41068	41068-0003	AXLE,RR,DRIVE SHAFT		1			
41080	41080-1483	DISC,PRESSURE		2			
41080A	41080-1484	DISC,SEPARATOR		1			
41080B	41080-1538	DISC,FRICTION		2			
49006	49006-1358	BOOT,RR DRIVE SHAFT		1			
49022	49022-0004	GEAR-BEVEL,RR,35T		1			
92009	92009-1667	SCREW		1			
92037	92037-1104	CLAMP,HOSE		1			
92043	92043-1617	PIN,3X35		2			
92045	92045-1391	BEARING-BALL,BX30-1C3		1			
92049	92049-0012	SEAL-OIL,HTC40X58X8		2			
92049A	92049-0013	SEAL-OIL,SC40X52X7		2			
92055	92055-0004	RING-O,156.3X3.7		1			
92055A	92055-1136	RING-O,25.7X2.4		1			
92065	92065-023	GASKET		1			
92066	92066-1303	PLUG		1			
92072	92072-056	BAND,L=186		2			
92140	92140-1064	BALL,D/O#12		6			
92145	92145-1300	SPRING,RR DRIVE SHAFT		1			
92145A	92145-1553	SPRING,RETURN		2			
92151	92151-1909	BOLT,10X35		4			
92153	92153-0394	BOLT,12X40		2			
92153A	92153-0395	BOLT,8X35		4			
92153B	92153-0397	BOLT,10X40		2			
92170	92170-1763	CLAMP		1			
92170A	92170-2043	CLAMP		1			
92171	92171-1383	CLAMP		1			
92180	92180-1417	SHIM,55X64X0.15		AR			
92180A	92180-1418	SHIM,55X64X0.20		AR			
92180B	92180-1419	SHIM,55X64X0.50		AR			

A&P.....	M Row
Air Cleaner.....	B-5
Brake Pedal.....	E-13
Bulletins.....	N Row
Cables.....	F-9
Camshaft(s).....	B-8
Carburetor.....	C-5
Carburetor Parts.....	C-6
Chassis Electrical Equipment.....	F-13
Converter Cover.....	B-14
Crankcase.....	C-3
Crankshaft.....	B-9
Cylinder.....	B-4
Cylinder Head.....	B-3
Decals.....	G-6,7
Drive Belt.....	B-14
Drive Converter.....	B-12
Drive Shaft-Rear.....	C-14 / D-3
Driven Converter.....	B-13
Engine Cover(s).....	C-4
Footrests.....	E-7
Frame.....	E-3
Frame Fittings.....	E-4
Front Bevel Gear.....	C-13
Front Brake.....	F-4
Front Fender(s).....	E-8
Front Hub.....	E-11
Front Master Cylinder.....	F-3
Fuel Tank.....	F-7
Gear Change Mechanism.....	B-11
Generator.....	C-8
Guard(s).....	F-10
Handlebar.....	F-5,6
Headlight(s).....	F-11
Ignition Switch.....	F-14
Ignition System.....	C-9
Labels.....	G-5
Muffler(s).....	B-6
Oil Filter.....	C-7
Oil Pump.....	C-7
Owner's Tools.....	G-4
Part Number Index.....	O Row
Piston(s).....	B-4
Radiator.....	C-11,12
Rear Fender(s).....	E-9
Rear Hub.....	E-12
Reflectors.....	G-3
Seat.....	F-8
Shock Absorber(s).....	E-14
Starter Motor.....	C-10
Suspension.....	E-6
Swingarm.....	E-5
Tailight(s).....	F-12
Tensioner.....	B-8
Tires.....	E-10
Transmission.....	B-10
Valve(s).....	B-7
Wheels.....	E-10

(DEC.23,2002)

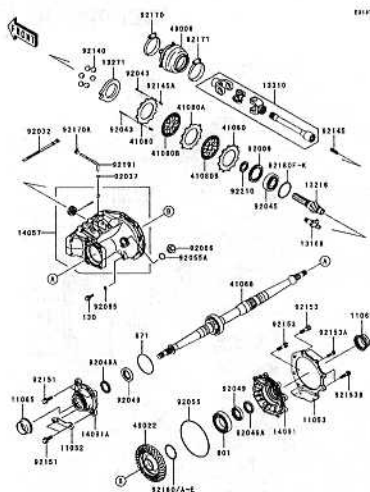
This catalog covers:
'04 KSV700-A1 Engine

GRID NO.

D-1

This grid covers:
Pictorial Index

Kawasaki Motors Corp., U.S.A.



D-3 Drive Shaft-Rear(2/2)

This catalog covers:
'04 KSV700-A1 Engine

GRID NO.

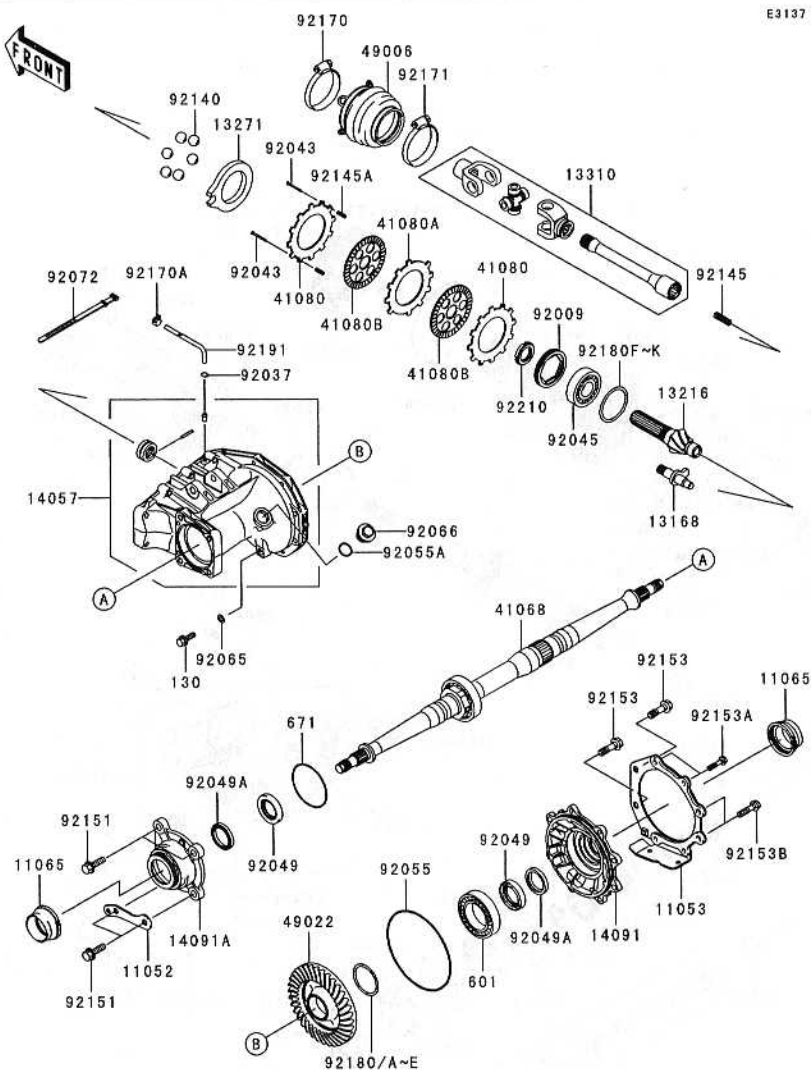
D-3

This grid covers:
Drive Shaft-Rear(2/2)

Kawasaki Motors Corp., U.S.A.

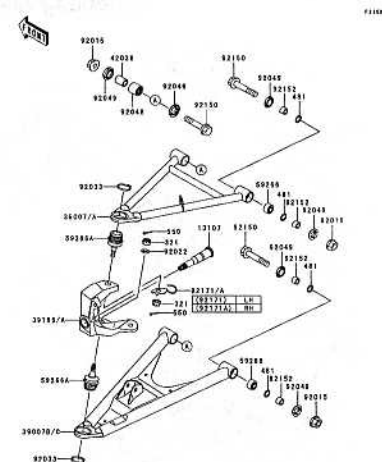
E3137

Ref. No.	Part No.	Description	Spec Code	Quantity-KSV700			
				'04			
92180C	92180-1420	SHIM,55X64X0.80	AR				
92180D	92180-1421	SHIM,55X64X1.00	AR				
92180E	92180-1422	SHIM,55X64X1.20	AR				
92180F	92180-1423	SHIM,60X72X0.15	AR				
92180G	92180-1424	SHIM,60X72X0.20	AR				
92180H	92180-1425	SHIM,60X72X0.50	AR				
92180I	92180-1426	SHIM,60X72X0.80	AR				
92180J	92180-1427	SHIM,60X72X1.00	AR				
92180K	92180-1428	SHIM,60X72X1.20	AR				
92191	92191-0014	TUBE,BREATHER,L=1450		1			
92210	92210-1294	NUT,30MM		1			
130	130G0816	BOLT-FLANGED,8X16		1			
601	601A6011	BEARING-BALL		1			
671	671D2585	O RING		1			

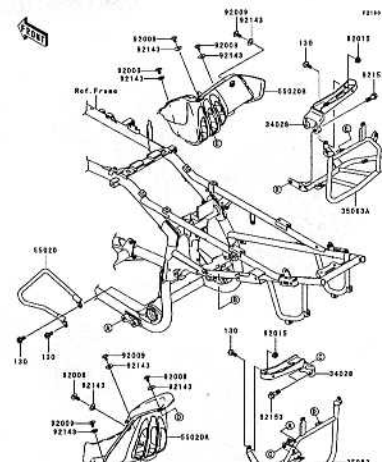


A&P.....	M Row
Air Cleaner.....	B-5
Brake Pedal.....	E-13
Bulletins.....	N Row
Cables.....	F-9
Camshaft(s).....	B-8
Carburetor.....	C-5
Carburetor Parts.....	C-6
Chassis Electrical Equipment.....	F-13
Converter Cover.....	B-14
Crankcase.....	C-3
Crankshaft.....	B-9
Cylinder.....	B-4
Cylinder Head.....	B-3
Decals.....	G-6,7
Drive Belt.....	B-14
Drive Converter.....	B-12
Drive Shaft-Rear.....	C-14 / D-3
Driven Converter.....	B-13
Engine Cover(s).....	C-4
Footrests.....	E-7
Frame.....	E-3
Frame Fittings.....	E-4
Front Bevel Gear.....	C-13
Front Brake.....	F-4
Front Fender(s).....	E-8
Front Hub.....	E-11
Front Master Cylinder.....	F-3
Fuel Tank.....	F-7
Gear Change Mechanism.....	B-11
Generator.....	C-8
Guard(s).....	F-10
Handlebar.....	F-5,6
Headlight(s).....	F-11
Ignition Switch.....	F-14
Ignition System.....	C-9
Labels.....	G-5
Muffler(s).....	B-6
Oil Filter.....	C-7
Oil Pump.....	C-7
Owner's Tools.....	G-4
Part Number Index.....	O Row
Piston(s).....	B-4
Radiator.....	C-11,12
Rear Fender(s).....	E-9
Rear Hub.....	E-12
Reflectors.....	G-3
Seat.....	F-8
Shock Absorber(s).....	E-14
Starter Motor.....	C-10
Suspension.....	E-6
Swingarm.....	E-5
Taillight(s).....	F-12
Tensioner.....	B-8
Tires.....	E-10
Transmission.....	B-10
Valve(s).....	B-7
Wheels.....	E-10

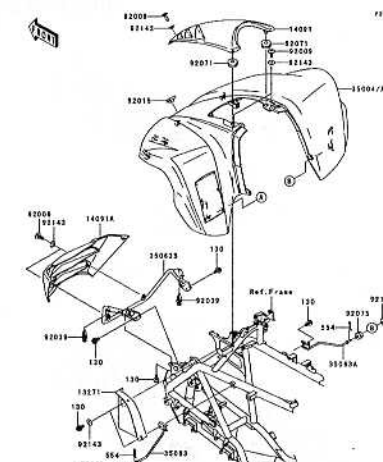
E-1



E-3 Frame



E-4 Frame Fittings



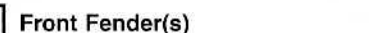
E-5 Swingarm



E-6 Suspension



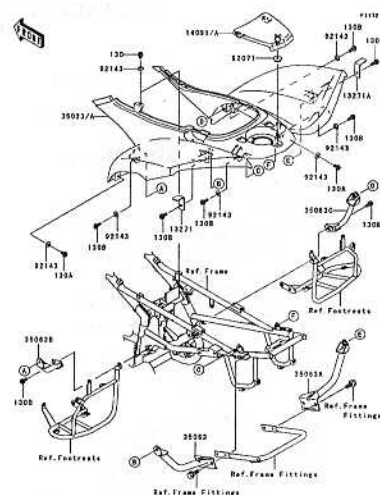
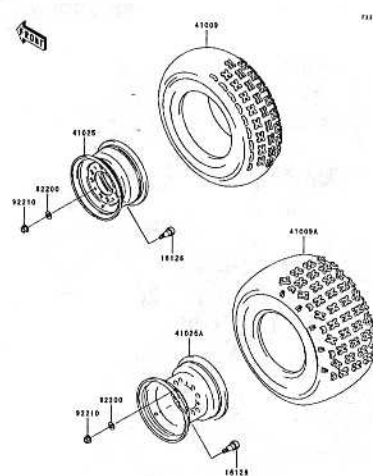
E-7 Footrests

**E-8** Front Fender(s)

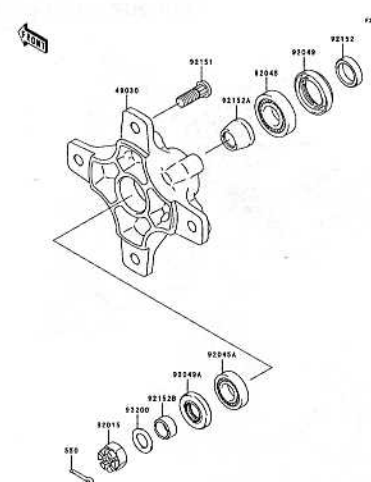
This catalog covers:
'04 KSV700-A1 Chassis

GRID NO. **E-2** This grid covers:
Pictorial Index

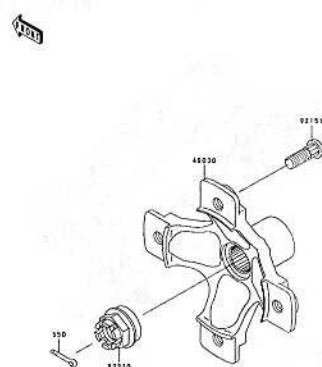
Kawasaki Motors Corp., U.S.A.

**E-9** Rear Fender(s)

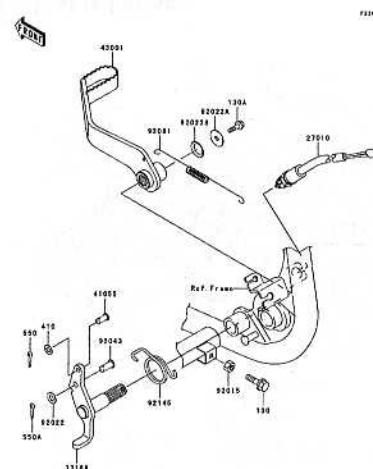
E-10 **Wheels/Tires**



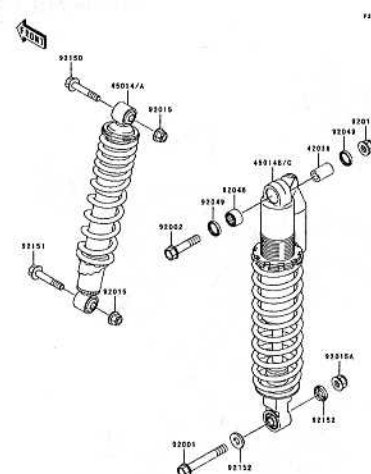
E-11 Front Hub



E-12 Rear Hub



E-13 Brake Pedal



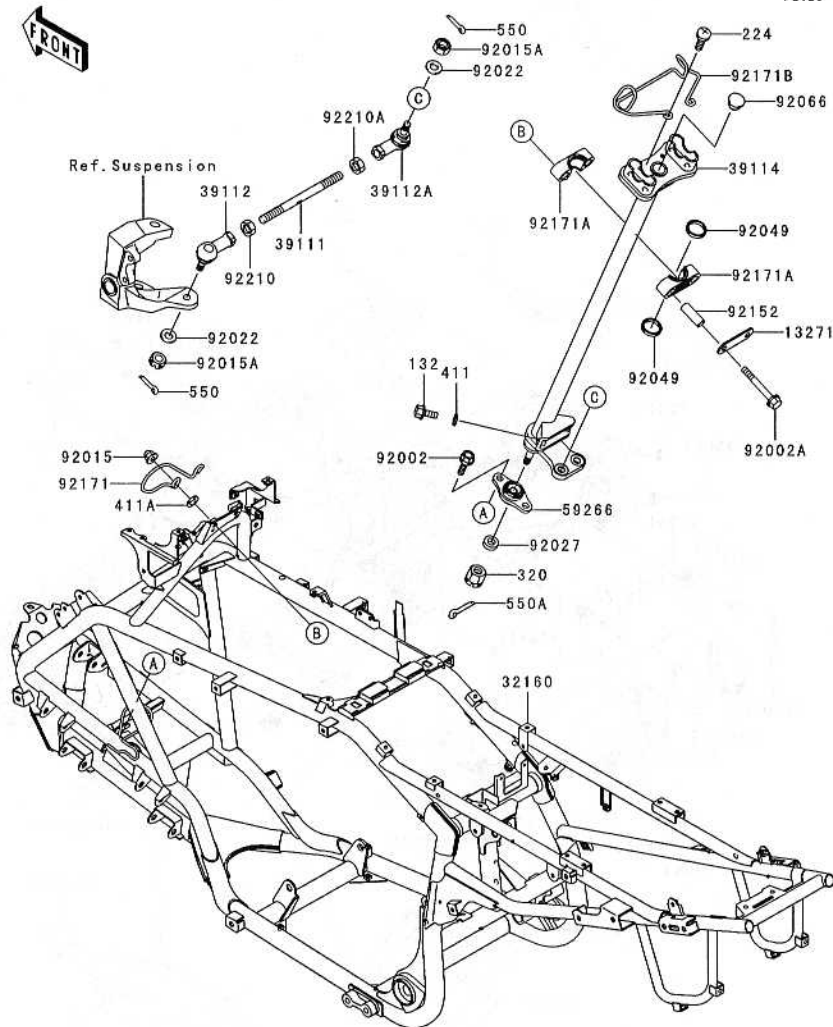
E-14 Shock Absorber(s)



E-3

Frame

A&P	M Row
Air Cleaner	B-5
Brake Pedal	B-13
Bulletins	N Row
Cables	F-9
Camshaft(s)	B-8
Carburetor	C-5
Carburetor Parts	C-6
Chassis Electrical Equipment	F-13
Converter Cover	B-14
Crankcase	B-9
Crankshaft	B-9
Cylinder	B-4
Cylinder Head	B-3
Decals	G-6,7
Drive Belt	B-14
Drive Converter	B-12
Drive Shaft-Rear	C-14 / D-3
Driven Converter	B-13
Engine Cover(s)	C-4
Footrests	E-7
Frame	E-3
Frame Fittings	E-4
Front Bevel Gear	C-13
Front Brake	F-4
Front Fender(s)	E-8
Front Hub	E-11
Front Master Cylinder	F-3
Fuel Tank	F-7
Gear Change Mechanism	B-11
Generator	C-8
Guard(s)	F-10
Handlebar	F-5,6
Headlight(s)	F-11
Ignition Switch	F-14
Ignition System	C-9
Labels	G-5
Muffler(s)	B-6
Oil Filter	C-7
Oil Pump	C-7
Owner's Tools	G-4
Part Number Index	O Row
Piston(s)	B-4
Radiator	C-11,12
Rear Fender(s)	E-9
Rear Hub	E-12
Reflectors	G-3
Seat	F-8
Shock Absorber(s)	E-14
Starter Motor	C-10
Suspension	E-6
Swingarm	E-5
Taillight(s)	F-12
Tensioner	B-8
Tires	E-10
Transmission	B-10
Valve(s)	B-7
Wheels	E-10



Ref. No.	Part No.	Description	Spec Code	Quantity-KSV700			
				'04			
				A1			
13271	13271-1887	PLATE		1			
32160	32160-1800-HN	FRAME-COMP,G.GRAY		1			
39111	39111-1180	ROD-TIE		2			
39112	39112-1087	RODEND-TIE,RIGHT HANDED		2			
39112A	39112-1088	RODEND-TIE,LEFT HANDED		2			
39114	39114-0001	SHAFT-COMP-STRG		1			
59266	59266-0001	JOINT-BALL		1			
92002	92002-1250	BOLT,8X20		2			
92002A	92002-1349	BOLT,FLANGED,8X70		2			
92015	92015-1174	NUT,CAP,8MM,BLACK		2			
92015A	92015-1962	NUT,LOCK,10MM		4			
92022	92022-3742	WASHER,10.2X20X1.5		4			
92027	92027-1817	COLLAR,10X21.3X7		1			
92049	92049-1611	SEAL-OIL,SR25.4X31X3.8		2			
92066	92066-1220	PLUG		1			
92152	92152-1456	COLLAR,9.1X13.9X39.2		2			
92171	92171-0066	CLAMP,CABLE		1			
92171A	92171-1542	CLAMP,STEERING SHAFT		2			
92171B	92171-1543	CLAMP,CABLE&HARNES		1			
92210	92210-1385	NUT,RIGHT HANDED		2			
92210A	92210-1386	NUT,LEFT HANDED		2			
132	132J0616	BOLT-FLANGED-SMALL		2			
224	224C0614	SCREW-PAN-WP-CROS		2			
320	320H1000	NUT-CASTLE		1			
411	411B0600	WASHER-PLAIN,6MM		2			
411 A	411F0800	WASHER-PLAIN,8MM,BLACK		2			
550	550D2015	PIN-COTTER,2.0X15		4			
550 A	550D2518	PIN-COTTER,2.5X18		1			

This catalog covers:
'04 KSV700-A1 Chassis

GRID NO.

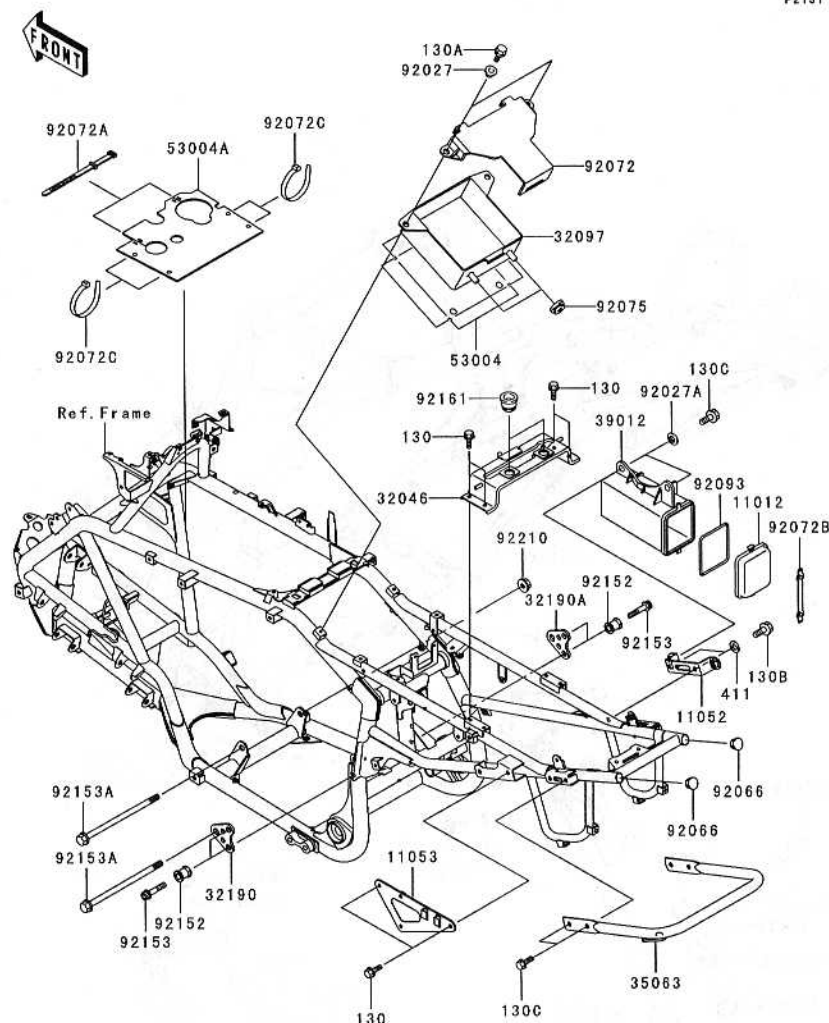
E-4

This grid covers:

Frame Fittings

Kawasaki Motors Corp., U.S.A.

F2131



Ref. No.	Part No.	Description	Spec Code	Quantity-KSV700				
				'04				
				A1				
11012	11012-1606	CAP, TOOL CASE		1				
11052	11052-1930	BRACKET, TOOL CASE JOINT		1				
11053	11053-0301	BRACKET, REGULATOR, LH		1				
32046	32046-0006	BRACKET-SEAT		1				
32097	32097-0002	CASE-BATTERY		1				
32190	32190-1315-HN	BRACKET-ENGINE, RR, UP, LH, GRAY		1				
32190A	32190-1316-HN	BRACKET-ENGINE, RR, UP, RH, GRAY		1				
35063	35063-0033-HN	STAY, GLOVE BAR, G. GRAY		1				
39012	39012-1055	CASE-STORAGE		1				
53004	53004-0002	MAT, BATTERY CASE		1				
53004A	53004-0009	MAT, WATER PROTECT		1				
92027	92027-1166	COLLAR		2				
92027A	92027-1354	COLLAR		2				
92066	92066-1220	PLUG		2				
92072	92072-0006	BAND, BATTERY		1				
92072A	92072-030	BAND, L=123		2				
92072B	92072-1226	BAND, TOOL CASE CAP		1				
92072C	92072-1239	BAND, L=188		4				
92075	92075-1787	DAMPER		2				
92093	92093-1247	SEAL, TOOL CASE CAP		1				
92152	92152-0061	COLLAR, L=25		4				
92153	92153-0408	BOLT, SOCKET, 10X45		4				
92153A	92153-1272	BOLT, FLANGED, 12X190		2				
92161	92161-0048	DAMPER		2				
92210	92210-1150	NUT, LOCK, FLANGED, 12MM		1				
130	130J0612	BOLT-FLANGED		6				
130A	130J0616	BOLT-FLANGED, 6X16, BLACK		2				
130B	130J0812	BOLT-FLANGED		2				
130C	130J0816	BOLT-FLANGED, 8X16, BLACK		6				
411	411F0800	WASHER-PLAIN, 8MM, BLACK		2				

A&P.....	M Row
Air Cleaner.....	B-5
Brake Pedal.....	E-13
Bulletins.....	N Row
Cables.....	F-9
Camshaft(s).....	B-8
Carburetor.....	C-5
Carburetor Parts.....	C-6
Chassis Electrical Equipment.....	F-13
Converter Cover.....	B-14
Crankcase.....	C-3
Crankshaft.....	B-9
Cylinder.....	B-4
Cylinder Head.....	B-3
Decals.....	G-6,7
Drive Belt.....	B-14
Drive Converter.....	B-12
Drive Shaft-Rear.....	C-14 / D-3
Driven Converter.....	B-13
Engine Cover(s).....	C-4
Footrests.....	E-7
Frame.....	E-3
Frame Fittings.....	E-4
Front Bevel Gear.....	C-13
Front Brake.....	F-4
Front Fender(s).....	E-8
Front Hub.....	E-11
Front Master Cylinder.....	F-3
Fuel Tank.....	B-7
Gear Change Mechanism.....	F-7
Generator.....	C-8
Guard(s).....	F-10
Handlebar.....	F-5,6
Headlight(s).....	F-11
Ignition Switch.....	F-14
Ignition System.....	C-9
Labels.....	G-5
Muffler(s).....	B-6
Oil Filter.....	C-7
Oil Pump.....	C-7
Owner's Tools.....	G-4
Part Number Index.....	O Row
Piston(s).....	B-4
Radiator.....	C-11,12
Rear Fender(s).....	E-9
Rear Hub.....	E-12
Reflectors.....	G-3
Seat.....	F-8
Shock Absorber(s).....	E-14
Starter Motor.....	C-10
Suspension.....	E-6
Swingarm.....	E-5
Tailight(s).....	F-12
Tensioner.....	B-8
Tires.....	E-10
Transmission.....	B-10
Valve(s).....	B-7
Wheels.....	E-10

(DEC.23,2002)

This catalog covers:
'04 KSV700-A1 Chassis

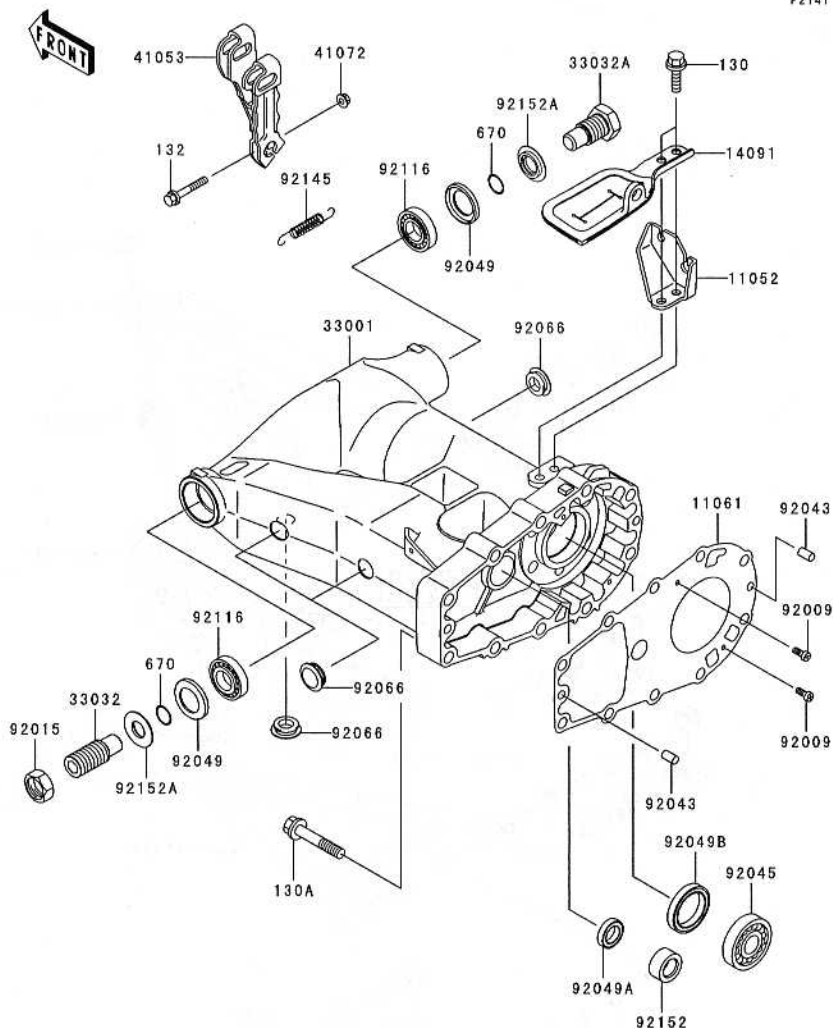
GRID NO.

E-5

This grid covers:
Swingarm

Kawasaki Motors Corp., U.S.A.

F2141



Ref. No.	Part No.	Description	Spec Code	Quantity-KSV700			
				'04			
				A1			
11052	11052-1888	BRACKET,CABLE STOPPER		1			
11061	11061-1065	GASKET,SWING ARM		1			
14091	14091-1425	COVER,BRAKE		1			
33001	33001-1585	ARM-COMP-SWING		1			
33032	33032-1197	SHAFT-SWING ARM,LEFT SIDE		1			
33032A	33032-1200	SHAFT-SWING ARM,RIGHT SIDE		1			
41053	41053-1099	LEVER-BRAKE CAM		1			
41072	41072-007	NUT,6MM		1			
92009	92009-1936	SCREW,4X10		2			
92015	92015-1229	NUT,22MM		1			
92043	92043-1567	PIN,8X14		2			
92045	92045-1427	BEARING-BALL,TMBO/28C3		1			
92049	92049-1030	SEAL-OIL,26406		2			
92049A	92049-1537	SEAL-OIL,TC17X28X6		1			
92049B	92049-1538	SEAL-OIL,HTC35X48X7		1			
92066	92066-1534	PLUG		4			
92116	92116-1001	BEARING-ROLLER,4T30203E1		2			
92145	92145-1313	SPRING,BRAKE LEVER RETURN		1			
92152	92152-1240	COLLAR		1			
92152A	92152-1356	COLLAR		2			
130	130J0822	BOLT-FLANGED		2			
130 A	130P1055	BOLT-FLANGED		10			
132	132G0640	BOLT-FLANGED-SMALL		1			
670	670B2016	O RING,16MM		2			

A&P.....	M Row
Air Cleaner.....	B-5
Brake Pedal.....	E-13
Bulletins.....	N Row
Cables.....	F-9
Camshaft(s).....	B-8
Carburetor.....	C-5
Carburetor Parts.....	C-6
Chassis Electrical Equipment.....	F-13
Converter Cover.....	B-14
Crankcase.....	C-3
Crankshaft.....	B-9
Cylinder.....	B-4
Cylinder Head.....	B-3
Decals.....	G-6,7
Drive Belt.....	B-14
Drive Converter.....	B-12
Drive Shaft-Rear.....	C-14 / D-3
Driven Converter.....	B-13
Engine Cover(s).....	C-4
Footrests.....	E-7
Frame.....	E-3
Frame Fittings.....	E-4
Front Bevel Gear.....	C-13
Front Brake.....	F-4
Front Fender(s).....	E-8
Front Hub.....	E-11
Front Master Cylinder.....	F-3
Fuel Tank.....	F-7
Gear Change Mechanism.....	B-11
Generator.....	C-8
Guard(s).....	F-10
Handlebar.....	F-5,6
Headlight(s).....	F-11
Ignition Switch.....	F-14
Ignition System.....	C-9
Labels.....	G-5
Muffler(s).....	B-6
Oil Filter.....	C-7
Oil Pump.....	C-7
Owner's Tools.....	G-4
Part Number Index.....	O Row
Piston(s).....	B-4
Radiator.....	C-11,12
Rear Fender(s).....	E-9
Rear Hub.....	E-12
Reflectors.....	G-3
Seat.....	F-8
Shock Absorber(s).....	E-14
Starter Motor.....	C-10
Suspension.....	E-6
Swingarm.....	E-5
Tailight(s).....	F-12
Tensioner.....	B-8
Tires.....	E-10
Transmission.....	B-10
Valve(s).....	B-7
Wheels.....	E-10

(DEC.23,2002)

This catalog covers:
'04 KSV700-A1 Chassis

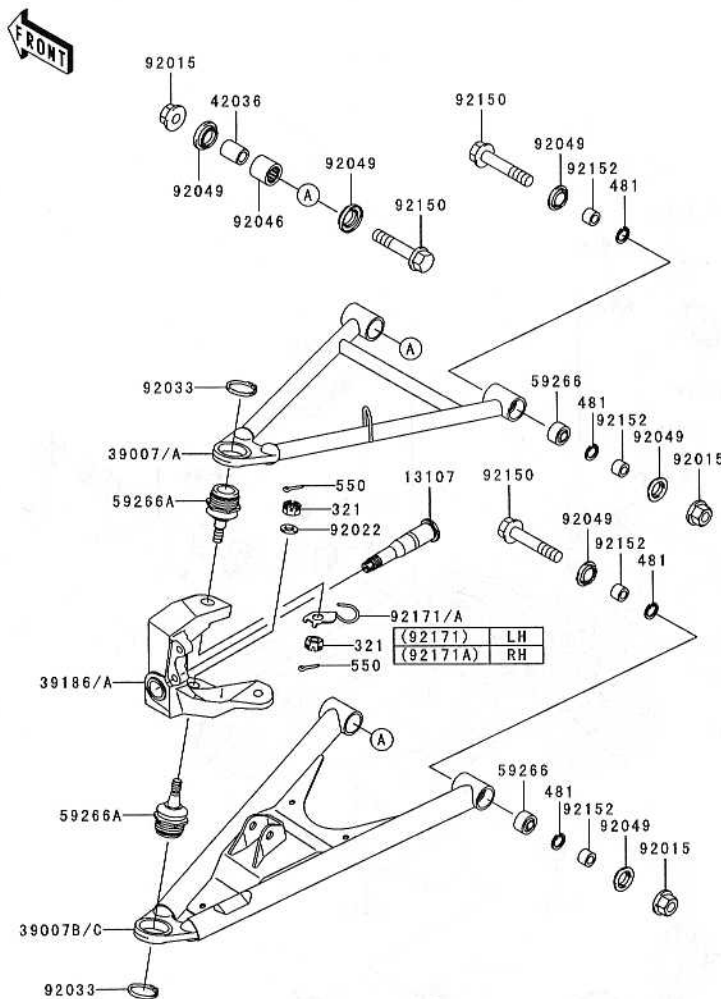
GRID NO.

E-6

This grid covers:
Suspension

Kawasaki Motors Corp., U.S.A.

F2150



Ref. No.	Part No.	Description	Spec Code	Quantity-KSV700			
				'04			
				A1			
13107	13107-1507	SHAFT, KNUCKLE		2			
39007	39007-1307-HN	ARM-SUSP, LH, UPP, G. GRAY		1			
39007A	39007-1309-HN	ARM-SUSP, RH, UPP, G. GRAY		1			
39007B	39007-1311-HN	ARM-SUSP, LH, LWR, G. GRAY		1			
39007C	39007-1312-HN	ARM-SUSP, RH, LWR, G. GRAY		1			
39186	39186-0003	KNUCKLE, LH		1			
39186A	39186-0004	KNUCKLE, RH		1			
42036	42036-1376	SLEEVE		4			
59266	59266-1011	JOINT-BALL		4			
59266A	59266-1139	JOINT-BALL		4			
92015	92015-1428	NUT, FLANGED, 10MM		8			
92022	92022-1065	WASHER, 12.3X22X1.6		2			
92033	92033-1262	RING-SNAP, C-TYPE, 32MM		4			
92046	92046-1046	BEARING-NEEDLE		4			
92049	92049-1223	SEAL-OIL, MHA17245.7F		16			
92150	92150-1384	BOLT, FLANGED, 10X63		8			
92152	92152-1455	COLLAR, 10X17X14.5		8			
92171	92171-0094	CLAMP, BRAKE HOSE		1			
92171A	92171-0095	CLAMP, BRAKE HOSE		1			
321	321H1200	NUT-CASTLE, 12MM		4			
481	481J2400	CIRCLIP		8			
550	550D3025	PIN-COTTER, 3.0X25		4			

A&P.....	M Row
Air Cleaner.....	B-5
Brake Pedal.....	E-13
Bulletins.....	N Row
Cables.....	F-9
Camshaft(s).....	B-8
Carburetor.....	C-5
Carburetor Parts.....	C-6
Chassis Electrical Equipment.....	F-13
Converter Cover.....	B-14
Crankcase.....	C-3
Crankshaft.....	B-9
Cylinder.....	B-4
Cylinder Head.....	B-3
Decals.....	G-6,7
Drive Belt.....	B-14
Drive Converter.....	B-12
Drive Shaft-Rear.....	C-14 / D-3
Driven Converter.....	B-13
Engine Cover(s).....	C-4
Footrests.....	E-7
Frame.....	E-3
Frame Fittings.....	E-4
Front Bevel Gear.....	C-13
Front Brake.....	F-4
Front Fender(s).....	E-8
Front Hub.....	E-11
Front Master Cylinder.....	F-3
Fuel Tank.....	F-7
Gear Change Mechanism.....	B-11
Generator.....	C-8
Guard(s).....	F-10
Handlebar.....	F-5,6
Headlight(s).....	F-11
Ignition Switch.....	F-14
Ignition System.....	C-9
Labels.....	G-5
Muffler(s).....	B-6
Oil Filter.....	C-7
Oil Pump.....	C-7
Owner's Tools.....	G-4
Part Number Index.....	O Row
Piston(s).....	B-4
Radiator.....	C-11, 12
Rear Fender(s).....	E-9
Rear Hub.....	E-12
Reflectors.....	G-3
Seat.....	F-8
Shock Absorber(s).....	E-14
Starter Motor.....	C-10
Suspension.....	E-6
Swingarm.....	E-5
Taillight(s).....	F-12
Tensioner.....	B-8
Tires.....	E-10
Transmission.....	B-10
Valve(s).....	B-7
Wheels.....	E-10

This catalog covers:
'04 KSV700-A1 Chassis

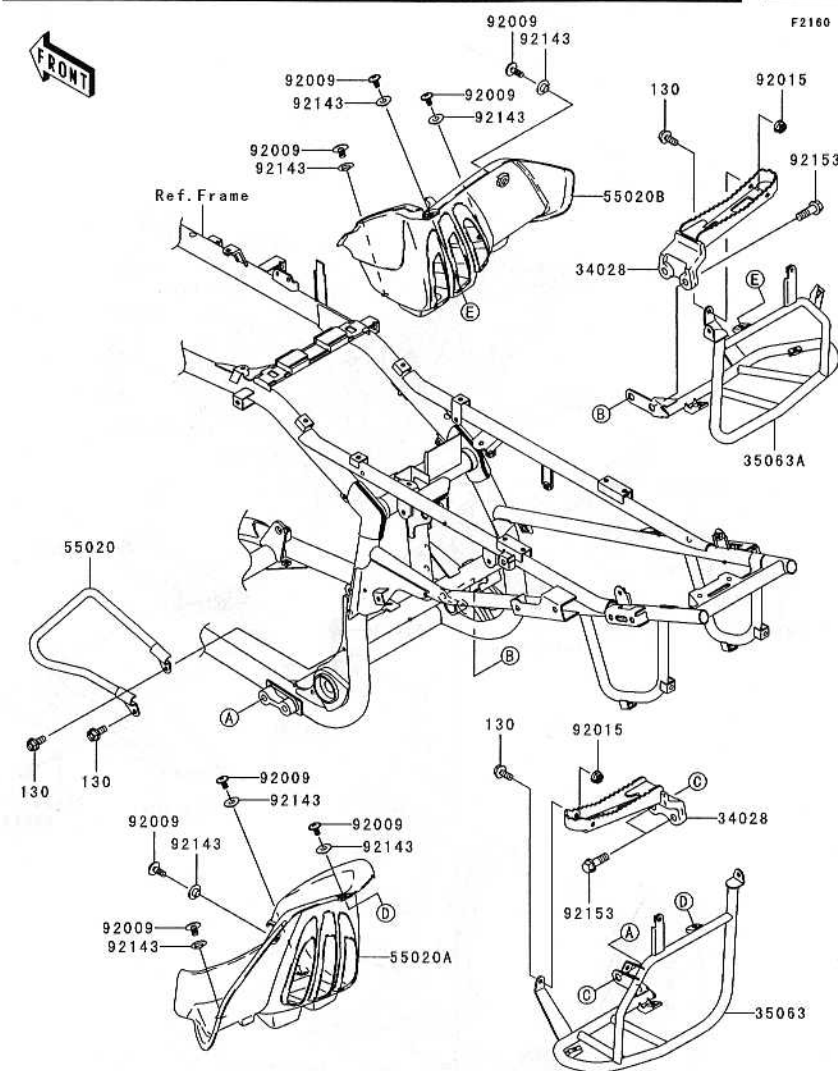
GRID NO.

E-7

This grid covers:

Footrests

Kawasaki Motors Corp., U.S.A.



Ref. No.	Part No.	Description	Spec Code	Quantity-KSV700			
				'04			
				A1			
34028	34028-1535-HN	STEP,G,GRAY		2			
35063	35063-0027	STAY,STEP,LH		1			
35063A	35063-0028	STAY,STEP,RH		1			
55020	55020-0033	GUARD,LEFT STEP		1			
55020A	55020-1799-6Z	GUARD,STEP,LH,F,BLACK		1			
55020B	55020-1800-6Z	GUARD,STEP,RH,F,BLACK		1			
92009	92009-1621	SCREW,6X16		8			
92015	92015-1603	NUT,LOCK,FLANGED,6MM		2			
92143	92143-1087	COLLAR		8			
92153	92153-0427	BOLT,FLANGED,10X30		4			
130	130J0614	BOLT-FLANGED,6X14,BLACK		4			

A&P.....	M Row
Air Cleaner.....	B-5
Brake Pedal.....	E-13
Bulletins.....	N Row
Cables.....	F-9
Camshaft(s).....	B-8
Carburetor.....	C-5
Carburetor Parts.....	C-6
Chassis Electrical Equipment.....	F-13
Converter Cover.....	B-14
Crankcase.....	C-3
Crankshaft.....	B-9
Cylinder.....	B-4
Cylinder Head.....	B-3
Decals.....	G-6,7
Drive Belt.....	B-14
Drive Converter.....	B-12
Drive Shaft-Rear.....	C-14 / D-3
Driven Converter.....	B-13
Engine Cover(s).....	C-4
Footrests.....	E-7
Frame.....	E-3
Frame Fittings.....	E-4
Front Bevel Gear.....	C-13
Front Brake.....	F-4
Front Fender(s).....	E-8
Front Hub.....	E-11
Front Master Cylinder.....	F-3
Fuel Tank.....	F-7
Gear Change Mechanism.....	B-11
Generator.....	C-8
Guard(s).....	F-10
Handlebar.....	F-5,6
Headlight(s).....	F-11
Ignition Switch.....	F-14
Ignition System.....	C-9
Labels.....	G-5
Muffler(s).....	B-6
Oil Filter.....	C-7
Oil Pump.....	C-7
Owner's Tools.....	G-4
Part Number Index.....	O Row
Piston(s).....	B-4
Radiator.....	C-11,12
Rear Fender(s).....	E-9
Rear Hub.....	E-12
Reflectors.....	G-3
Seat.....	F-8
Shock Absorber(s).....	E-14
Starter Motor.....	C-10
Suspension.....	E-6
Swingarm.....	E-5
Tailight(s).....	F-12
Tensioner.....	B-8
Tires.....	E-10
Transmission.....	B-10
Valve(s).....	B-7
Wheels.....	E-10

(DEC.23,2002)

This catalog covers:
'04 KSV700-A1 Chassis

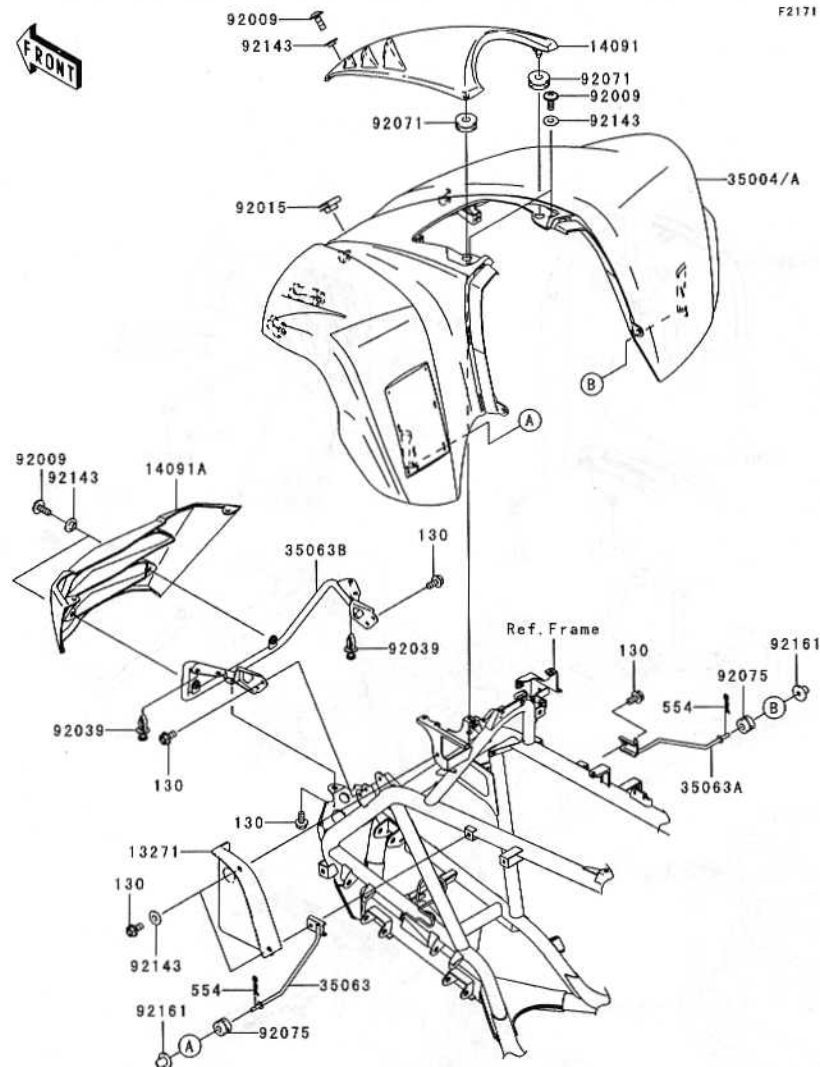
GRID NO.

E-8

This grid covers:

Front Fender(s)

Kawasaki Motors Corp., U.S.A.



Ref. No.	Part No.	Description	Spec Code	Quantity-KSV700			
				'04			
				A1			
13271	13271-0058	PLATE,FRONT FENDER		1			
14091	14091-1511-6D	COVER,MAINTENANCE,BLACK		1			
14091A	14091-1524-6Z	COVER,FRONT GRILL,F.BLACK		1			
35004	35004-0014-268	FENDER-FRONT,B.ORANGE		1			
35004A	35004-0014-6W	FENDER-FRONT,L.GREEN		1			
35063	35063-0053	STAY,FRONT FENDER,LH		1			
35063A	35063-0064	STAY,FRONT FENDER,RH		1			
35063B	35063-1253	STAY,FRONT GRILL		1			
92009	92009-1621	SCREW,6X16		5			
92015	92015-1678	NUT,CLAMP,6MM		1			
92039	92039-1229	RIVET		2			
92071	92071-1131	GROMMET		2			
92075	92075-1435	DAMPER		2			
92143	92143-1087	COLLAR		7			
92161	92161-1160	DAMPER		2			
130	130J0612	BOLT-FLANGED		8			
554	554A0600	PIN-SNAP		2			

A&P.....	M Row
Air Cleaner.....	B-5
Brake Pedal.....	E-13
Bulletins.....	N Row
Cables.....	F-9
Camshaft(s).....	B-8
Carburetor.....	C-5
Carburetor Parts.....	C-6
Chassis Electrical Equipment.....	F-13
Converter Cover.....	B-14
Crankcase.....	C-3
Crankshaft.....	B-9
Cylinder.....	B-4
Cylinder Head.....	B-3
Decals.....	G-6,7
Drive Belt.....	B-14
Drive Converter.....	B-12
Drive Shaft-Rear.....	C-14 / D-3
Driven Converter.....	B-13
Engine Cover(s).....	C-4
Footrests.....	E-7
Frame.....	E-3
Frame Fittings.....	E-4
Front Bevel Gear.....	C-13
Front Brake.....	F-4
Front Fender(s).....	E-8
Front Hub.....	E-11
Front Master Cylinder.....	F-3
Fuel Tank.....	F-7
Gear Change Mechanism.....	B-11
Generator.....	C-8
Guard(s).....	F-10
Handlebar.....	F-5,6
Headlight(s).....	F-11
Ignition Switch.....	F-14
Ignition System.....	C-9
Labels.....	G-5
Muffler(s).....	B-6
Oil Filter.....	C-7
Oil Pump.....	C-7
Owner's Tools.....	G-4
Part Number Index.....	O Row
Piston(s).....	B-4
Radiator.....	C-11,12
Rear Fender(s).....	E-9
Rear Hub.....	E-12
Reflectors.....	G-3
Seat.....	F-8
Shock Absorber(s).....	E-14
Starter Motor.....	C-10
Suspension.....	E-6
Swingarm.....	E-5
Tailight(s).....	F-12
Tensioner.....	B-8
Tires.....	E-10
Transmission.....	B-10
Valve(s).....	B-7
Wheels.....	E-10

(DEC.23,2002)

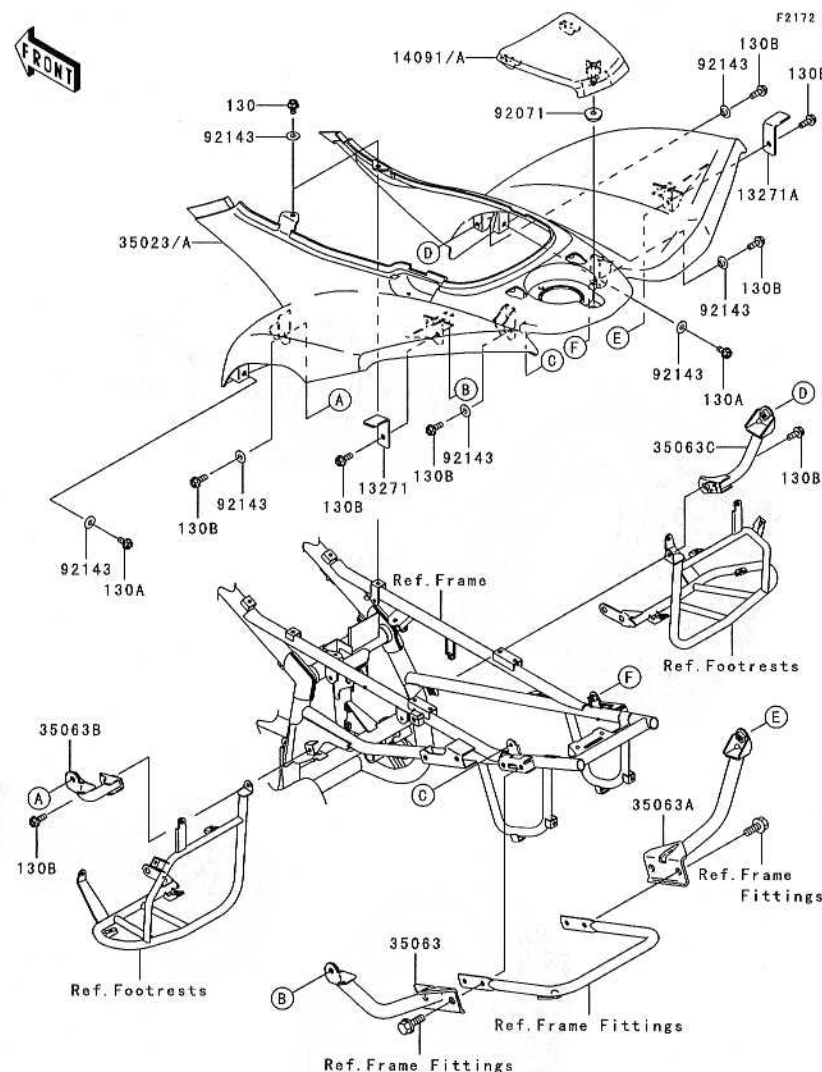
This catalog covers:
'04 KSV700-A1 Chassis

GRID NO.

E-9

This grid covers:
Rear Fender(s)

Kawasaki Motors Corp., U.S.A.



Ref. No.	Part No.	Description	Spec Code	Quantity-KSV700				
				'04				
				A1				
13271	13271-0126	PLATE,RR FENDER,LH		1				
13271A	13271-0127	PLATE,RR FENDER,RH		1				
14091	14091-0096-268	COVER,TANK CAP,B.ORANGE		1				
14091A	14091-0096-6W	COVER,TANK CAP,L.GREEN		1				
35023	35023-0010-268	FENDER-REAR,B.ORANGE		1				
35023A	35023-0010-6W	FENDER-REAR,L.GREEN		1				
35063	35063-0042	STAY,REAR FENDER,LH		1				
35063A	35063-0043	STAY,REAR FENDER,RH		1				
35063B	35063-0044	STAY,REAR FENDER,LH		1				
35063C	35063-0045	STAY,REAR FENDER,RH		1				
92071	92071-0008	GROMMET		1				
92143	92143-1087	COLLAR		8				
130	130J0610	BOLT-FLANGED		2				
130A	130J0612	BOLT-FLANGED		2				
130B	130J0616	BOLT-FLANGED,6X16,BLACK		8				

A&P.....	M Row
Air Cleaner.....	B-5
Brake Pedal.....	E-13
Bulltins.....	N Row
Cables.....	F-9
Camshaft(s).....	B-8
Carburetor.....	C-5
Carburetor Parts.....	C-6
Chassis Electrical Equipment.....	F-13
Converter Cover.....	B-14
Crankcase.....	C-3
Crankshaft.....	B-9
Cylinder.....	B-4
Cylinder Head.....	B-3
Decals.....	G-6,7
Drive Belt.....	B-14
Drive Converter.....	B-12
Drive Shaft-Rear.....	C-14 / D-3
Driven Converter.....	B-13
Engine Cover(s).....	C-4
Footrests.....	E-7
Frame.....	E-3
Frame Fittings.....	E-4
Front Bevel Gear.....	C-13
Front Brake.....	F-4
Front Fender(s).....	E-8
Front Hub.....	E-11
Front Master Cylinder.....	F-3
Fuel Tank.....	F-7
Gear Change Mechanism.....	B-11
Generator.....	C-8
Guard(s).....	F-10
Handlebar.....	F-5,6
Headlight(s).....	F-11
Ignition Switch.....	F-14
Ignition System.....	C-9
Labels.....	G-5
Muffler(s).....	B-6
Oil Filter.....	C-7
Oil Pump.....	C-7
Owner's Tools.....	G-4
Part Number Index.....	O Row
Piston(s).....	B-4
Radiator.....	C-11,12
Rear Fender(s).....	E-9
Rear Hub.....	E-12
Reflectors.....	G-3
Seat.....	F-8
Shock Absorber(s).....	E-14
Starter Motor.....	C-10
Suspension.....	E-6
Swingarm.....	E-5
Tailight(s).....	F-12
Tensioner.....	B-8
Tires.....	E-10
Transmission.....	B-10
Valve(s).....	B-7
Wheels.....	E-10

(DEC.23,2002)

This catalog covers:
'04 KSV700-A1 Chassis

GRID NO.

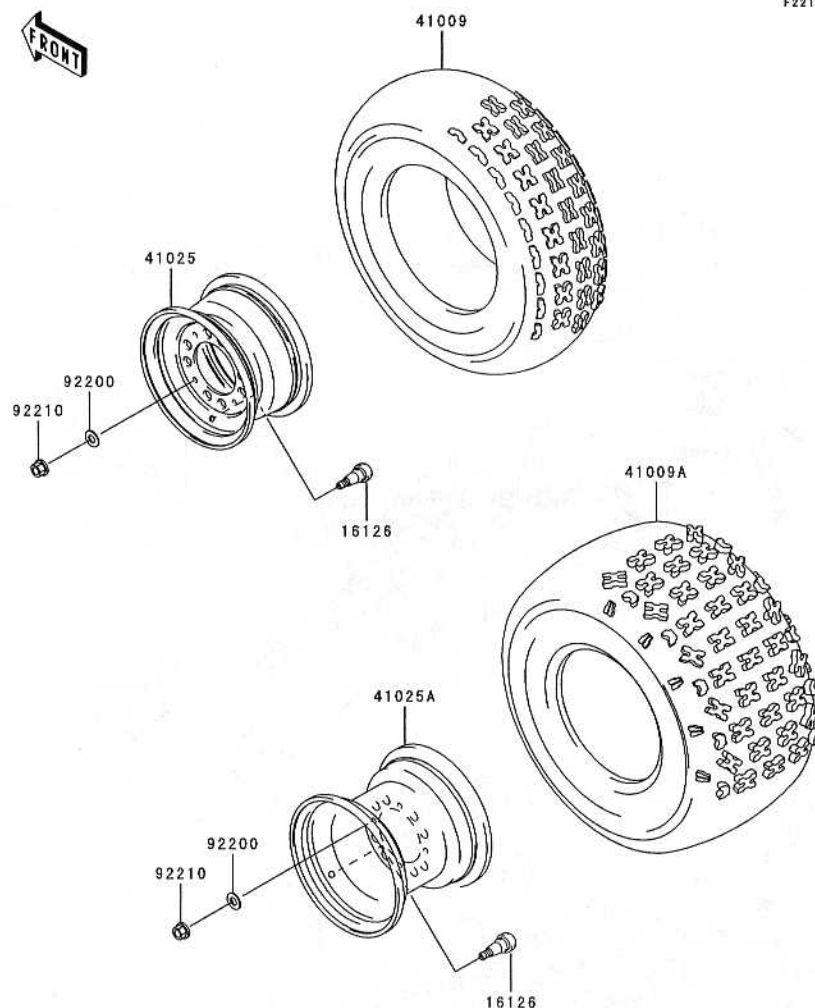
E-10

This grid covers:

Wheels/Tires

Kawasaki Motors Corp., U.S.A.

F2210



Ref. No.	Part No.	Description	Spec Code	Quantity-KSV700				
				'04				
				A1				
16126	16126-4001	VALVE		4				
41009	41009-0006	TIRE,FR,AT22X7-10		2				
41009A	41009-0007	TIRE,RR,AT22X11-10		2				
41025	41025-0002	RIM,FR,10X5.5AT		2				
41025A	41025-0003	RIM,RR,10X8.5AT		2				
92200	92200-1595	WASHER,10.5X25X1.6		16				
92210	92210-1325	NUT,FLANGED,10MM		16				

A&P.....	M Row
Air Cleaner.....	B-5
Brake Pedal.....	E-13
Bulletins.....	N Row
Cables.....	F-9
Camshaft(s).....	B-8
Carburetor.....	C-5
Carburetor Parts.....	C-6
Chassis Electrical Equipment.....	F-13
Converter Cover.....	B-14
Crankcase.....	C-3
Crankshaft.....	B-9
Cylinder.....	B-4
Cylinder Head.....	B-4
Decals.....	G-6,7
Drive Belt.....	B-14
Drive Converter.....	B-12
Drive Shaft-Rear.....	C-14 / D-3
Driven Converter.....	B-13
Engine Cover(s).....	C-4
Footrests.....	E-7
Frame.....	E-3
Frame Fittings.....	E-4
Front Bevel Gear.....	C-13
Front Brake.....	F-4
Front Fender(s).....	E-8
Front Hub.....	E-11
Front Master Cylinder.....	F-3
Fuel Tank.....	F-7
Gear Change Mechanism.....	B-11
Generator.....	C-8
Guard(s).....	F-10
Handlebar.....	F-5,6
Headlight(s).....	F-11
Ignition Switch.....	F-14
Ignition System.....	C-9
Labels.....	G-5
Muffler(s).....	B-6
Oil Filter.....	C-7
Oil Pump.....	C-7
Owner's Tools.....	G-4
Part Number Index.....	O Row
Piston(s).....	B-4
Radiator.....	C-11,12
Rear Fender(s).....	E-9
Rear Hub.....	E-12
Reflectors.....	G-3
Seat.....	F-8
Shock Absorber(s).....	E-14
Starter Motor.....	C-10
Suspension.....	E-6
Swingarm.....	E-5
Taillight(s).....	F-12
Tensioner.....	B-8
Tires.....	E-10
Transmission.....	B-10
Valve(s).....	B-7
Wheels.....	E-10

(DEC.23,2002)

This catalog covers:
'04 KSV700-A1 Chassis

GRID NO.

E-11

This grid covers:

Front Hub

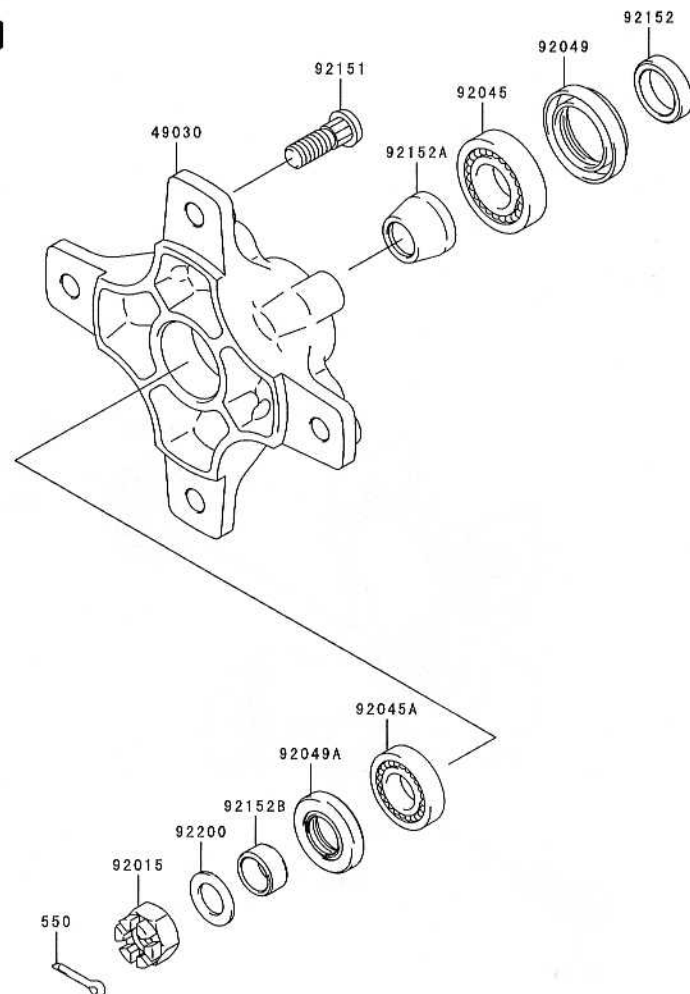
Kawasaki Motors Corp., U.S.A.

F2230

Ref. No.	Part No.	Description	Spec Code	Quantity-KSV700				
				'04				
				A1				
49030	49030-1142	HUB,FR		2				
92015	92015-1765	NUT,CASTLE,14MM		2				
92045	92045-3705	BEARING-BALL,60042RD		2				
92045A	92045-3721	BEARING-BALL,62022RD		2				
92049	92049-1612	SEAL-OIL,MT028N1		2				
92049A	92049-1613	SEAL-OIL,MHSA20X35X7		2				
92151	92151-1392	BOLT,10X29.5		8				
92152	92152-1461	COLLAR,21.2X28X7		2				
92152A	92152-1462	COLLAR		2				
92152B	92152-1463	COLLAR,15.2X20X10		2				
92200	92200-1171	WASHER,14.5X24X1.6		2				
550	550D3030	PIN-COTTER,3.0X30		2				

A&P.....	M Row
Air Cleaner.....	B-5
Brake Pedal.....	E-13
Bulletins.....	N Row
Cables.....	F-9
Camshaft(s).....	B-8
Carburetor.....	C-5
Carburetor Parts.....	C-6
Chassis Electrical Equipment.....	F-13
Converter Cover.....	B-14
Crankcase.....	C-3
Crankshaft.....	B-9
Cylinder.....	B-4
Cylinder Head.....	B-3
Decals.....	G-6,7
Drive Belt.....	B-14
Drive Converter.....	B-12
Drive Shaft-Rear.....	C-14 / D-3
Driven Converter.....	B-13
Engine Cover(s).....	C-4
Footrests.....	E-7
Frame.....	E-3
Frame Fittings.....	E-4
Front Bevel Gear.....	C-13
Front Brake.....	F-4
Front Fender(s).....	E-8
Front Hub.....	E-11
Front Master Cylinder.....	F-3
Fuel Tank.....	F-7
Gear Change Mechanism.....	B-11
Generator.....	C-8
Guard(s).....	F-10
Handlebar.....	F-5,6
Headlight(s).....	F-11
Ignition Switch.....	F-14
Ignition System.....	C-9
Labels.....	G-5
Muffler(s).....	B-6
Oil Filter.....	C-7
Oil Pump.....	C-7
Owner's Tools.....	G-4
Part Number Index.....	O Row
Piston(s).....	B-4
Radiator.....	C-11,12
Rear Fender(s).....	E-9
Rear Hub.....	E-12
Reflectors.....	G-3
Seat.....	F-8
Shock Absorber(s).....	E-14
Starter Motor.....	C-10
Suspension.....	E-6
Swingarm.....	E-5
Taillight(s).....	F-12
Tensioner.....	B-8
Tires.....	E-10
Transmission.....	B-10
Valve(s).....	B-7
Wheels.....	E-10

FRONT



(DEC.23,2002)

This catalog covers:
'04 KSV700-A1 Chassis



GRID NO.

E-12

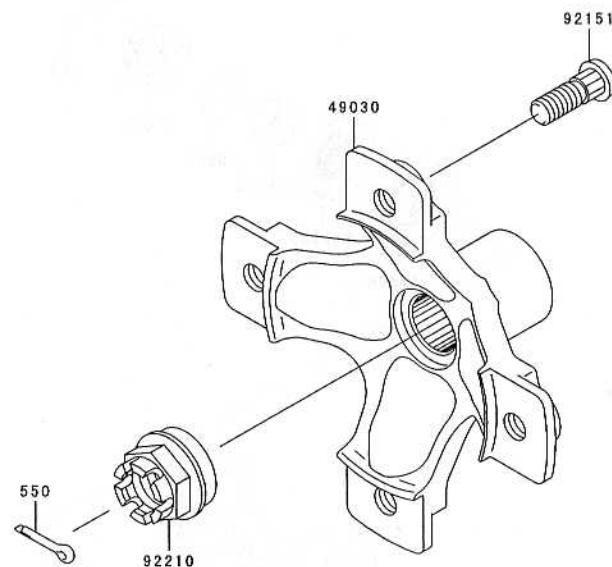
This grid covers:

Rear Hub

Kawasaki Motors Corp., U.S.A.

F2240

Ref. No.	Part No.	Description	Spec Code	Quantity-KSV700				
				'04				
				A1				
49030	49030-1140	HUB,RR		2				
92151	92151-1392	BOLT,10X29.5		8				
92210	92210-1381	NUT,CATTLE,20MM		2				
550	550D4025	PIN-COTTER,4.0X25		2				



A&P.....	M Row
Air Cleaner.....	B-5
Brake Pedal.....	E-13
Bulletins.....	N Row
Cables.....	F-9
Camshaft(s).....	B-8
Carburetor.....	C-5
Carburetor Parts.....	C-6
Chassis Electrical Equipment.....	F-13
Converter Cover.....	B-14
Crankcase.....	C-3
Crankshaft.....	B-9
Cylinder.....	B-4
Cylinder Head.....	B-3
Decals.....	G-6,7
Drive Belt.....	B-14
Drive Converter.....	B-12
Drive Shaft-Rear.....	C-14 / D-3
Driven Converter.....	B-13
Engine Cover(s).....	C-4
Footrests.....	E-7
Frame.....	E-3
Frame Fittings.....	E-4
Front Bevel Gear.....	C-13
Front Brake.....	F-4
Front Fender(s).....	E-8
Front Hub.....	E-11
Front Master Cylinder.....	F-3
Fuel Tank.....	F-7
Gear Change Mechanism.....	B-11
Generator.....	C-8
Guard(s).....	F-10
Handlebar.....	F-5,6
Headlight(s).....	F-11
Ignition Switch.....	F-14
Ignition System.....	C-9
Labels.....	C-5
Muffler(s).....	B-6
Oil Filter.....	C-7
Oil Pump.....	C-7
Owner's Tools.....	G-4
Part Number Index.....	O Row
Piston(s).....	B-4
Radiator.....	C-11,12
Rear Fender(s).....	E-9
Rear Hub.....	E-12
Reflectors.....	G-3
Seat.....	F-8
Shock Absorber(s).....	E-14
Starter Motor.....	C-10
Suspension.....	E-6
Swingarm.....	E-5
Taillight(s).....	F-12
Tensioner.....	B-8
Tires.....	E-10
Transmission.....	B-10
Valve(s).....	B-7
Wheels.....	E-10

This catalog covers:
'04 KSV700-A1 Chassis

GRID NO.

E-13

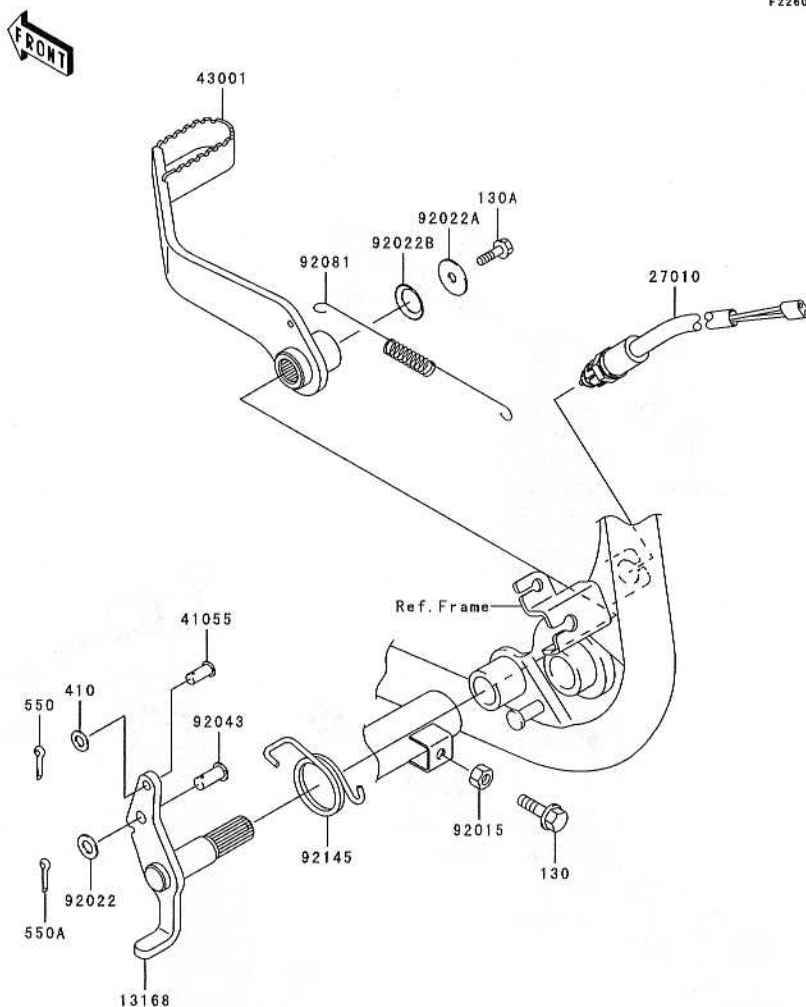
This grid covers:

Brake Pedal

Kawasaki Motors Corp., U.S.A.

F2260

Ref. No.	Part No.	Description	Spec Code	Quantity-KSV700			
				'04			
				A1			
13168	13168-0014	LEVER		1			
27010	27010-1494	SWITCH,BRAKE		1			
41055	41055-003	PIN		1			
43001	43001-0011-HN	LEVER-BRAKE,PEDAL,G.GRAY		1			
92015	92015-1410	NUT,6MM		1			
92022	92022-1582	WASHER,8.5X16X1.2		1			
92022A	92022-1690	WASHER,6.5X24X2		1			
92022B	92022-1943	WASHER,SPRING,T=0.3		1			
92043	92043-1013	PIN,8X16		1			
92081	92081-1565	SPRING,BRAKE SWITCH		1			
92145	92145-1534	SPRING,BRAKE PEDAL RETURN		1			
130	130G0620	BOLT-FLANGED,6X20		1			
130 A	130J0612	BOLT-FLANGED		1			
410	410B0600	WASHER-PLAIN-SMALL,6MM		1			
550	550D1210	PIN-COTTER,1.2X10		1			
550 A	550D2015	PIN-COTTER,2.0X15		1			



A&P	M Row
Air Cleaner	B-5
Brake Pedal	E-13
Bulletins	N Row
Cables	F-9
Camshaft(s)	B-8
Carburetor	C-5
Carburetor Parts	C-6
Chassis Electrical Equipment	F-13
Converter Cover	B-14
Crankcase	C-3
Crankshaft	B-9
Cylinder	B-4
Cylinder Head	B-3
Decals	G-6,7
Drive Belt	B-14
Drive Converter	B-12
Drive Shaft-Rear	C-14 / D-3
Driven Converter	B-13
Engine Cover(s)	C-4
Footrests	E-7
Frame	E-3
Frame Fittings	E-4
Front Bevel Gear	C-13
Front Brake	F-4
Front Fender(s)	E-8
Front Hub	E-11
Front Master Cylinder	F-3
Fuel Tank	F-7
Gear Change Mechanism	B-11
Generator	C-8
Guard(s)	F-10
Handlebar	F-5,6
Headlight(s)	F-11
Ignition Switch	F-14
Ignition System	C-9
Labels	G-5
Muffler(s)	B-6
Oil Filter	C-7
Oil Pump	C-7
Owner's Tools	G-4
Part Number Index	O Row
Piston(s)	B-4
Radiator	C-11,12
Rear Fender(s)	E-9
Rear Hub	E-12
Reflectors	G-3
Seat	F-8
Shock Absorber(s)	E-14
Starter Motor	C-10
Suspension	E-6
Swingarm	E-5
Taillight(s)	F-12
Tensioner	B-8
Tires	E-10
Transmission	B-10
Valve(s)	B-7
Wheels	E-10

(DEC.23,2002)

This catalog covers:
'04 KSV700-A1 Chassis

GRID NO.

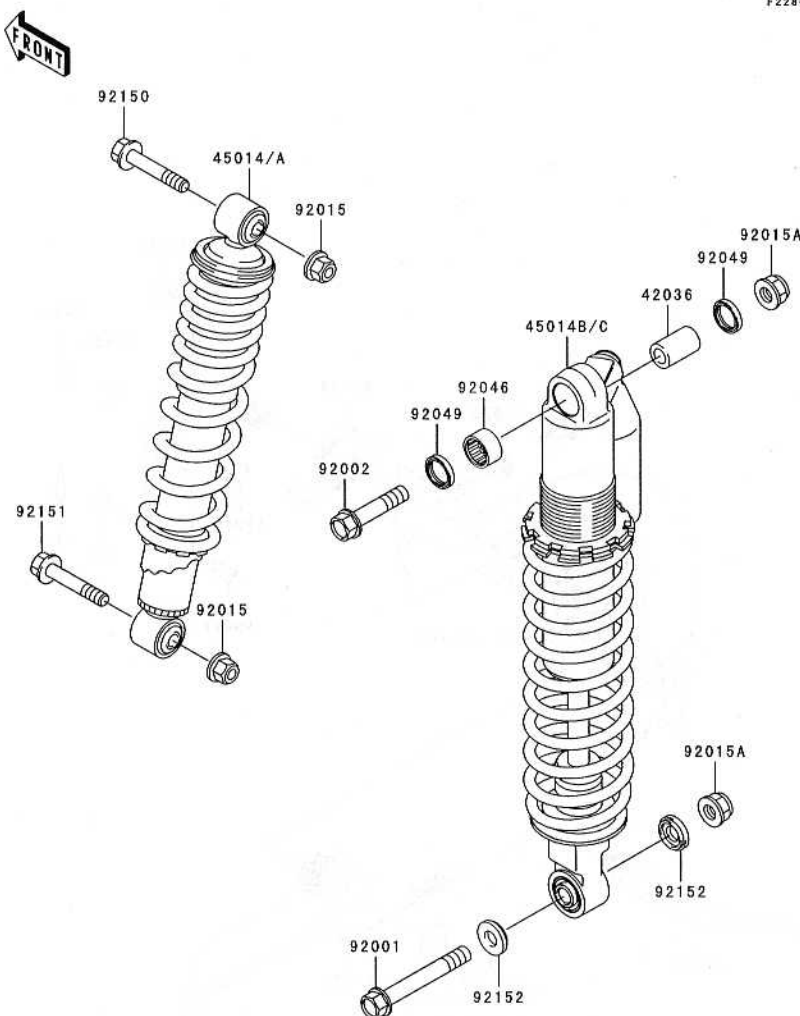
E-14

This grid covers:
Shock Absorber(s)

Kawasaki Motors Corp., U.S.A.

F2280

Ref. No.	Part No.	Description	Spec Code	Quantity-KSV700				
				'04				
				A1				
42036	42036-1378	SLEEVE,12X20X32		1				
45014	45014-0004-CC	SHOCKABSORBER,FR,L.GREEN		2				
45014A	45014-0004-EH	SHOCKABSORBER,FR,P.WHITE		2				
45014B	45014-0005-CC	SHOCKABSORBER,RR,L.GREEN		1				
45014C	45014-0005-EH	SHOCKABSORBER,RR,P.WHITE		1				
92001	92001-1693	BOLT,FLANGED,12X88		1				
92002	92002-1840	BOLT,FLANGED,12X55		1				
92015	92015-1597	NUT,LOCK,10MM		4				
92015A	92015-1617	NUT,FLANGED,LOCK,12MM		2				
92046	92046-1239	BEARING-NEEDLE		1				
92049	92049-1108	SEAL-OIL,GD20X26X4		2				
92150	92150-1719	BOLT,FLANGED,10X51		2				
92151	92151-1413	BOLT,FLANGED,10X45		2				
92152	92152-1293	COLLAR		2				



A&P.....	M Row
Air Cleaner.....	B-5
Brake Pedal.....	E-13
Bulletins.....	N Row
Cables.....	F-9
Camshaft(s).....	B-8
Carburetor.....	C-5
Carburetor Parts.....	C-6
Chassis Electrical Equipment.....	F-13
Converter Cover.....	B-14
Crankcase.....	C-3
Crankshaft.....	B-9
Cylinder.....	B-4
Cylinder Head.....	B-3
Decals.....	G-6,7
Drive Belt.....	B-14
Drive Converter.....	B-12
Drive Shaft-Rear.....	C-14 / D-3
Driven Converter.....	B-13
Engine Cover(s).....	C-4
Footrests.....	E-7
Frame.....	E-3
Frame Fittings.....	E-4
Front Bevel Gear.....	C-13
Front Brake.....	F-4
Front Fender(s).....	E-8
Front Hub.....	E-11
Front Master Cylinder.....	F-3
Fuel Tank.....	F-7
Gear Change Mechanism.....	B-11
Generator.....	C-8
Guard(s).....	F-10
Handlebar.....	F-5,6
Headlight(s).....	F-11
Ignition Switch.....	F-14
Ignition System.....	C-9
Labels.....	G-5
Muffler(s).....	B-6
Oil Filter.....	C-7
Oil Pump.....	C-7
Owner's Tools.....	G-4
Part Number Index.....	O Row
Piston(s).....	B-4
Radiator.....	C-11,12
Rear Fender(s).....	E-9
Rear Hub.....	E-12
Reflectors.....	G-3
Seat.....	F-8
Shock Absorber(s).....	E-14
Starter Motor.....	C-10
Suspension.....	E-6
Swingarm.....	E-5
Tailight(s).....	F-12
Tensioner.....	B-8
Tires.....	E-10
Transmission.....	B-10
Valve(s).....	B-7
Wheels.....	E-10

(DEC.23,2002)

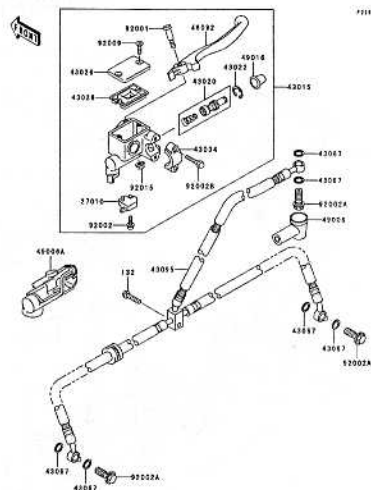
This catalog covers:
'04 KSV700-A1 Chassis

GRID NO.

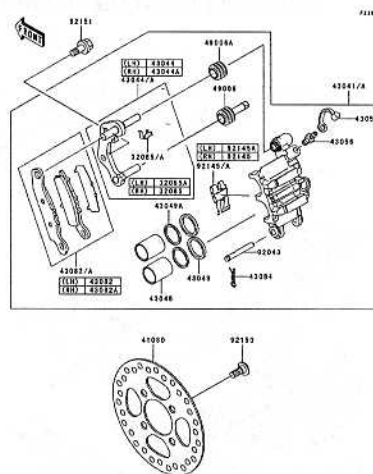
F-1

This grid covers:
Pictorial Index

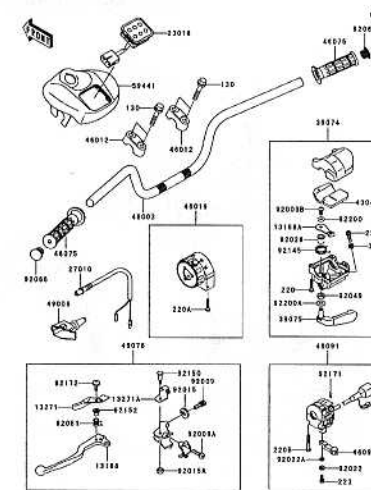
Kawasaki Motors Corp., U.S.A.



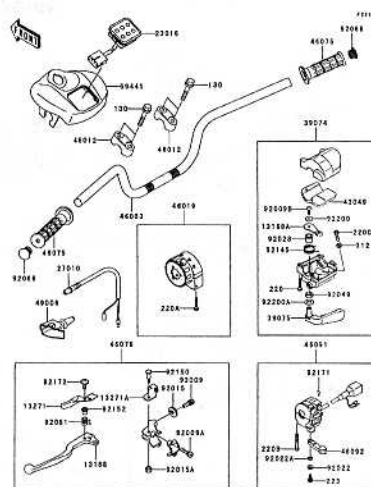
F-3 Front Master Cylinder



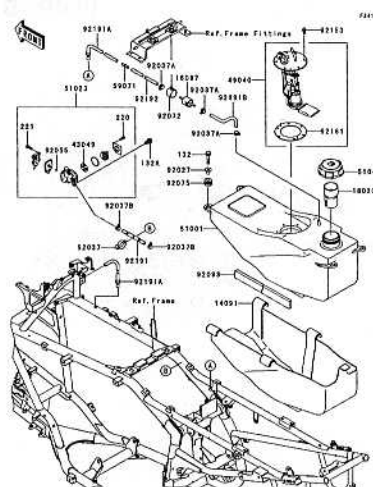
F-4 Front Brake



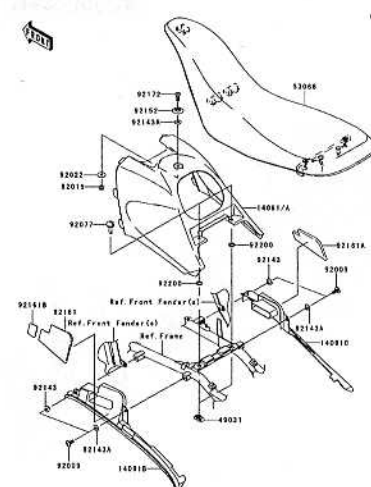
F-5 Handlebar(1/2)



F-6 Handlebar(2/2)



F-7 Fuel Tank



F-8 Seat

This catalog covers:
'04 KSV700-A1 Chassis

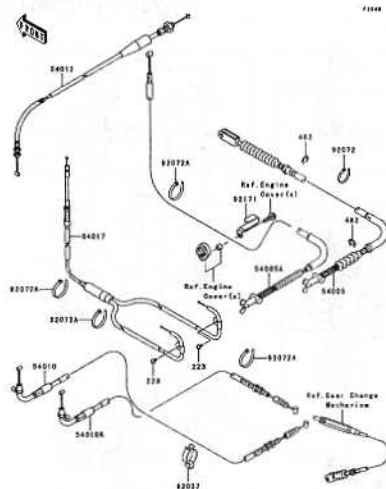
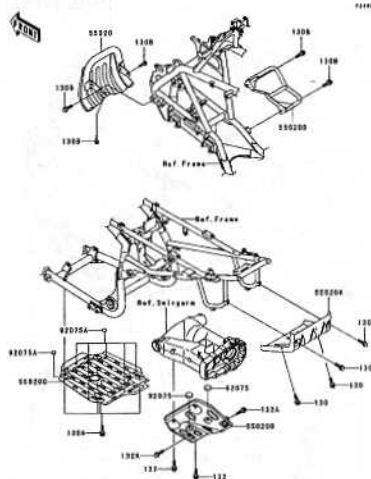
GRID NO.

F-2

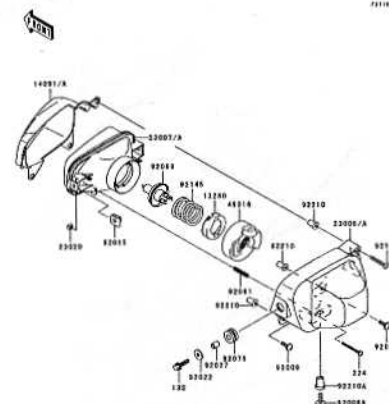
This grid covers:

Pictorial Index

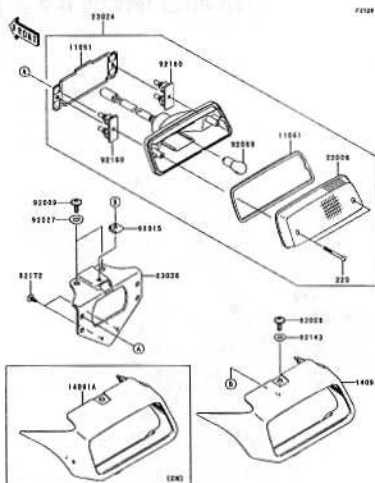
Kawasaki Motors Corp., U.S.A.

**F-9** Cables

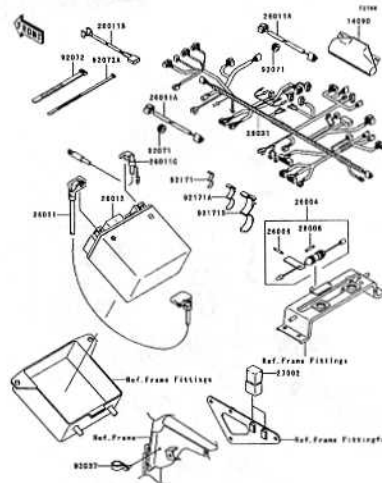
F-10 Guard(s)



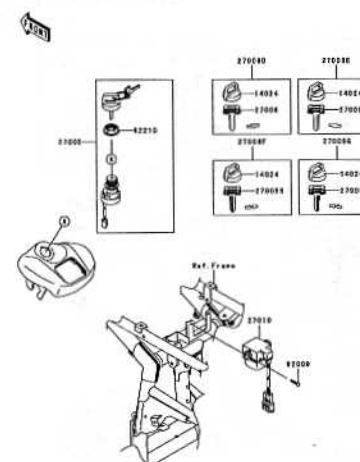
F-11 Headlight(s)



F-12 Taillight(s)



F-13 Chassis Electrical Equipment



F-14 Ignition Switch

This catalog covers:
'04 KSV700-A1 Chassis

GRID NO.

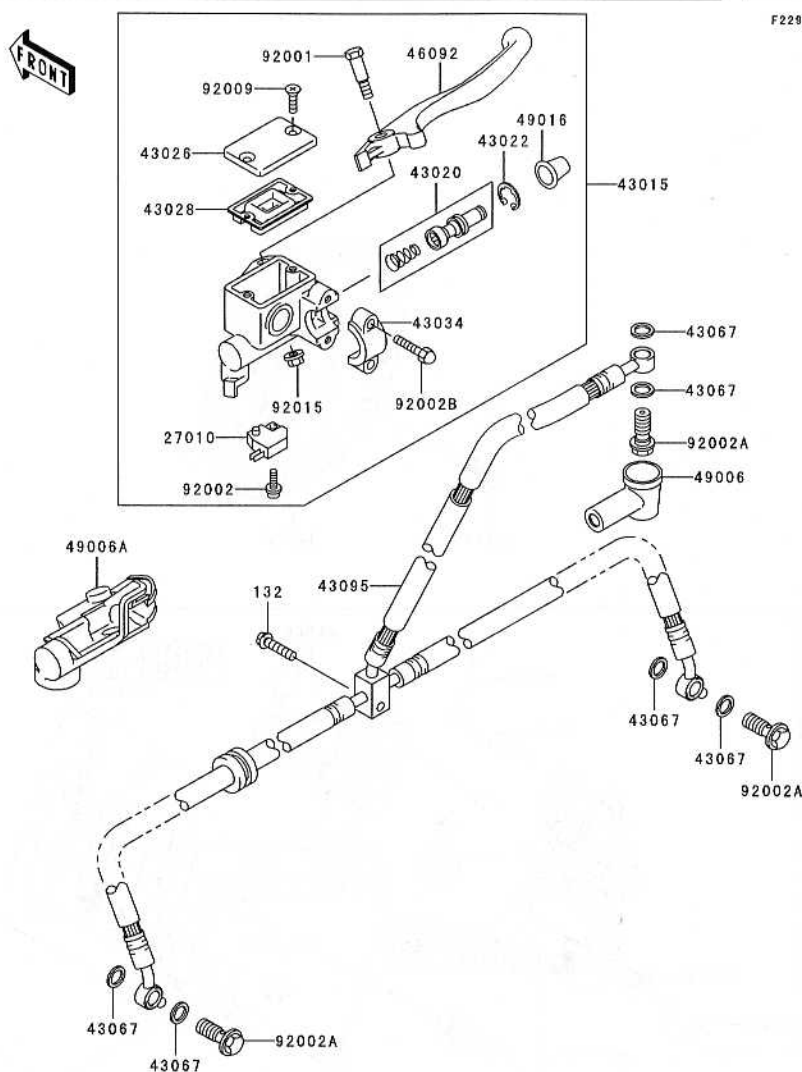
F-3

This grid covers:
Front Master Cylinder

Kawasaki Motors Corp., U.S.A.

F2291

Ref. No.	Part No.	Description	Spec Code	Quantity-KSV700				
				'04				
				A1				
27010	27010-1170	SWITCH,BRAKE		1				
43015	43015-1646	CYLINDER-ASSY-MASTER,FR		1				
43020	43020-1056	PISTON-COMP-BRAKE,FR		1				
43022	43022-1010	STOPPER-BRAKE,PISTON		1				
43026	43026-1074	CAP-BRAKE		1				
43028	43028-1061	DIAPHRAGM		1				
43034	43034-1016	HOLDER-BRAKE,MASTER CYLINDER		1				
43067	43067-001	WASHER,10.5X15X1.5		6				
43095	43095-0030	HOSE-BRAKE,FR		1				
46092	46092-1208	LEVER-GRIP,FRONT BRAKE		1				
49006	49006-1040	BOOT,DUST		1				
49006A	49006-1338	BOOT,RH		1				
49016	49016-1044	COVER-SEAL,MASTER CYLINDER		1				
92001	92001-1728	BOLT,FRONT BRAKE LEVER		1				
92002	92002-1323	BOLT,SCREW,4X12		1				
92002A	92002-1888	BOLT,OIL,L=23		3				
92002B	92002-1894	BOLT		2				
92009	92009-1458	SCREW,4MM		2				
92015	92015-1233	NUT,FLANGED,6MM,BLACK		1				
132	132J0625	BOLT-FLANGED-SMALL		1				



A&P.....	M Row
Air Cleaner.....	B-5
Brake Pedal.....	E-13
Bulletins.....	N Row
Cables.....	F-9
Camshaft(s).....	B-8
Carburetor.....	C-5
Carburetor Parts.....	C-6
Chassis Electrical Equipment.....	F-13
Converter Cover.....	B-14
Crankcase.....	C-3
Crankshaft.....	B-9
Cylinder.....	B-4
Cylinder Head.....	B-3
Decals.....	G-6,7
Drive Belt.....	B-14
Drive Converter.....	D-3
Drive Shaft-Rear.....	C-14 / D-3
Driven Converter.....	B-13
Engine Cover(s).....	C-4
Footrests.....	E-7
Frame.....	E-3
Frame Fittings.....	E-4
Front Bevel Gear.....	C-13
Front Brake.....	F-4
Front Fender(s).....	E-8
Front Hub.....	E-11
Front Master Cylinder.....	F-3
Fuel Tank.....	F-7
Gear Change Mechanism.....	B-11
Generator.....	C-8
Guard(s).....	F-10
Handlebar.....	F-5,6
Headlight(s).....	F-11
Ignition Switch.....	F-14
Ignition System.....	C-9
Labels.....	G-5
Muffler(s).....	B-6
Oil Filter.....	C-7
Oil Pump.....	C-7
Owner's Tools.....	G-4
Part Number Index.....	O Row
Piston(s).....	B-4
Radiator.....	C-11,12
Rear Fender(s).....	E-9
Rear Hub.....	E-12
Reflectors.....	G-3
Seat.....	F-8
Shock Absorber(s).....	E-14
Starter Motor.....	C-10
Suspension.....	E-6
Swingarm.....	E-5
Taillight(s).....	F-12
Tensioner.....	B-8
Tires.....	E-10
Transmission.....	B-10
Valve(s).....	B-7
Wheels.....	E-10

(DEC.23,2002)

This catalog covers:
'04 KSV700-A1 Chassis

GRID NO.

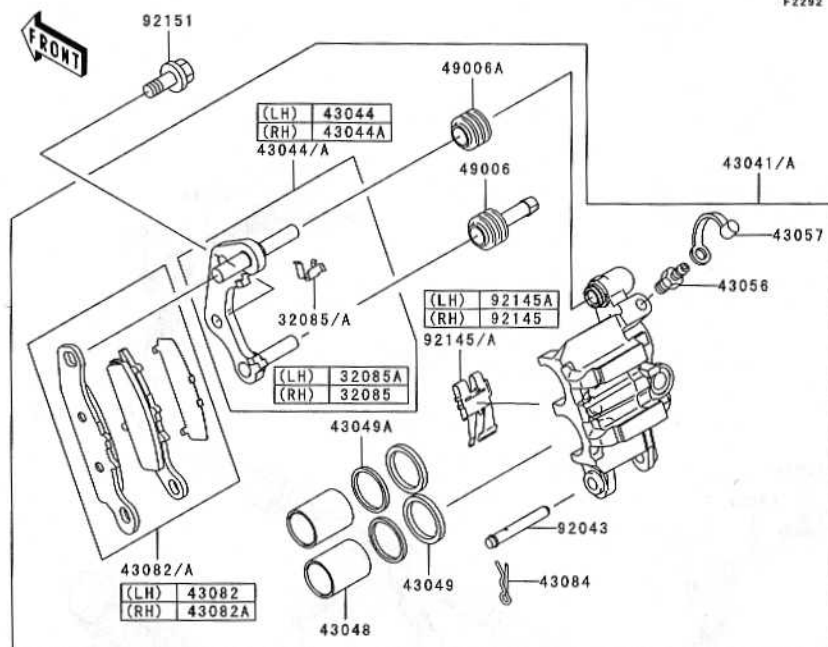
F-4

This grid covers:

Front Brake

Kawasaki Motors Corp., U.S.A.

F2292



Ref. No.	Part No.	Description	Spec Code	Quantity-KSV700			
				'04	A1		
32085	32085-1437	STOPPER		1			
32085A	32085-1517	STOPPER		1			
41080	41080-1534	DISC,FR		2			
43041	43041-1806-DJ	CALIPER-ASSY,FR,RH,BLACK		1			
43041A	43041-1807-DJ	CALIPER-ASSY,FR,LH,BLACK		1			
43044	43044-1130	HOLDER-COMP-CALIPER,FR,LH		1			
43044A	43044-1131	HOLDER-COMP-CALIPER,FR,RH		1			
43048	43048-1083	PISTON-CALIPER		4			
43049	43049-1059	PACKING,PISTON		4			
43049A	43049-1090	PACKING,PISTON SEAL		4			
43056	43056-1054	BREATHER-BRAKE		2			
43057	43057-003	CAP-BREATHER		2			
43082	43082-1255	PAD-ASSY-BRAKE		1			
43082A	43082-1273	PAD-ASSY-BRAKE		1			
43084	43084-003	CLAMP,PAD		2			
49006	49006-1054	BOOT,CALIPER		2			
49006A	49006-1055	BOOT,CALIPER		2			
92043	92043-1356	PIN,PAD		2			
92145	92145-1260	SPRING,PAD		1			
92145A	92145-1354	SPRING,PAD		1			
92150	92150-1771	BOLT,SOCKET,8X30		8			
92151	92151-1793	BOLT,FLANGED,8X19		4			

A&P.....	M Row
Air Cleaner.....	B-5
Brake Pedal.....	E-13
Bulletins.....	N Row
Cables.....	F-9
Camshaft(s).....	B-8
Carburetor.....	C-5
Carburetor Parts.....	C-6
Chassis Electrical Equipment.....	F-13
Converter Cover.....	B-14
Crankcase.....	C-3
Crankshaft.....	B-9
Cylinder.....	B-4
Cylinder Head.....	B-3
Decals.....	G-6,7
Drive Belt.....	B-14
Drive Converter.....	B-12
Drive Shaft-Rear.....	C-14 / D-3
Driven Converter.....	B-13
Engine Cover(s).....	C-4
Footrests.....	E-7
Frame.....	E-3
Frame Fittings.....	E-4
Front Bevel Gear.....	C-13
Front Brake.....	F-4
Front Fender(s).....	E-8
Front Hub.....	E-11
Front Master Cylinder.....	F-3
Fuel Tank.....	F-7
Gear Change Mechanism.....	B-11
Generator.....	C-8
Guard(s).....	F-10
Handlebar.....	F-5,6
Headlight(s).....	F-11
Ignition Switch.....	F-14
Ignition System.....	C-9
Labels.....	G-5
Muffler(s).....	B-6
Oil Filter.....	C-7
Oil Pump.....	C-7
Owner's Tools.....	G-4
Part Number Index.....	O Row
Piston(s).....	B-4
Radiator.....	C-11,12
Rear Fender(s).....	E-9
Rear Hub.....	E-12
Reflectors.....	G-3
Seat.....	F-8
Shock Absorber(s).....	E-14
Starter Motor.....	C-10
Suspension.....	E-6
Swingarm.....	E-5
Taillight(s).....	F-12
Tensioner.....	B-8
Tires.....	E-10
Transmission.....	B-10
Valve(s).....	B-7
Wheels.....	E-10

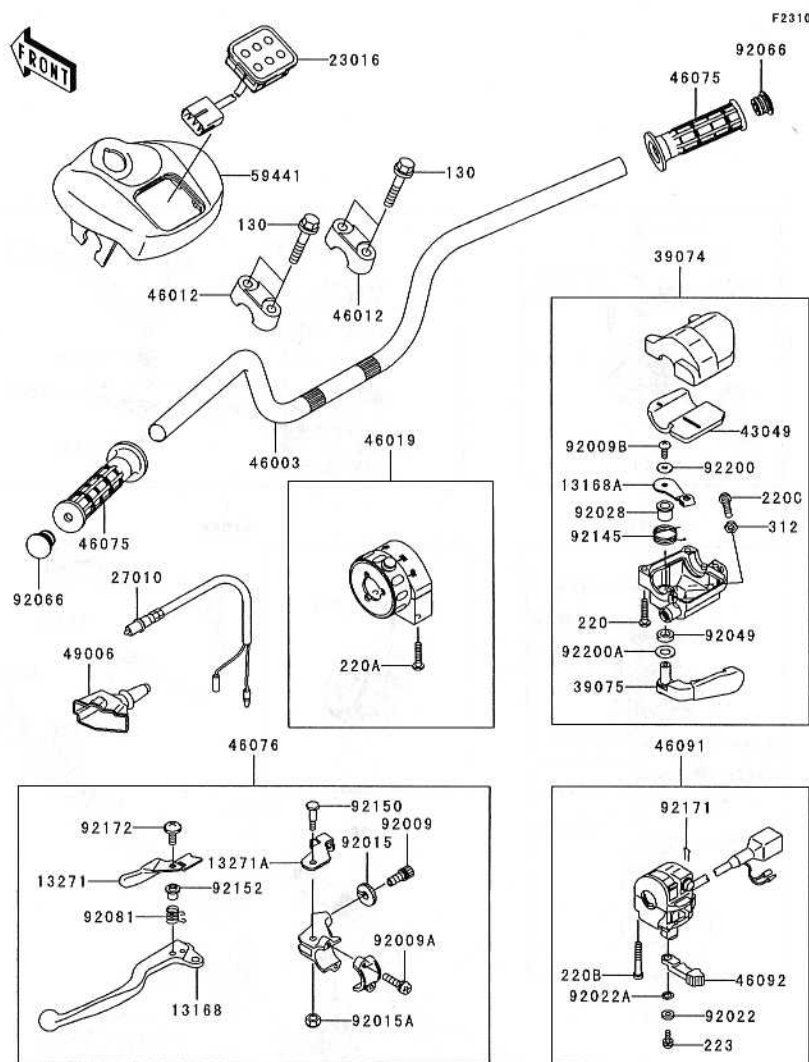
This catalog covers:
'04 KSV700-A1 Chassis

GRID NO.

F-5

This grid covers:
Handlebar(1/2)

Kawasaki Motors Corp., U.S.A.



Ref. No.	Part No.	Description	Spec Code	Quantity-KSV700			
				'04	A1		
13168	13168-0002	LEVER,LH		1			
13168A	13168-1715	LEVER		1			
13271	13271-0011	PLATE,LEVER LOCK		1			
13271A	13271-1259	PLATE,LOCK		1			
23016	23016-0001	LAMP-ASSY		1			
27010	27010-1294	SWITCH,BRAKE		1			
39074	39074-0001	LEVER-ASSY-THROTTLE		1			
39075	39075-1062	LEVER-THROTTLE		1			
43049	43049-1088	PACKING		1			
46003	46003-0001-5A	HANDLE,SILVER		1			
46012	46012-1168	HOLDER-HANDLE		2			
46019	46019-1122	GRIP-ASSY,SHIFT CONTROL		1			
46075	46075-1210	GRIP		2			
46076	46076-1258	LEVER-ASSY-GRIP,LH		1			
46091	46091-1848	HOUSING-ASSY-CONTROL,LH		1			
46092	46092-1217	LEVER-GRIP,CHOKE		1			
49006	49006-1261	BOOT		1			
59441	59441-1173-6D	COVER-HANDLE,BLACK		1			
92009	92009-1435	SCREW,CABLE ADJUST,8MM		1			
92009A	92009-1841	SCREW,6X20		2			
92009B	92009-1959	SCREW		1			
92015	92015-1596	NUT,CABLE ADJUST LOCK,8MM		1			
92015A	92015-1829	NUT		1			
92022	92022-1837	WASHER,5MM		1			
92022A	92022-1838	WASHER,WAVE,5MM		1			
92028	92028-1986	BUSHING		1			
92049	92049-1578	SEAL-OIL		1			
92066	92066-1550	PLUG		2			
92081	92081-1358	SPRING,LOCK RETURN		1			
92145	92145-1392	SPRING		1			
92150	92150-1420	BOLT		1			
92152	92152-1176	COLLAR		1			
92171	92171-1095	CLAMP,CLIP		1			
92172	92172-0078	SCREW,5X20		1			
92200	92200-1558	WASHER		1			
92200A	92200-1559	WASHER		1			
130	130P0860	BOLT-FLANGED		4			
220	220C0520	SCREW-PAN-CROS		3			
220 A	220C0525	SCREW-PAN-CROS		2			
220 B	220C0535	SCREW-PAN-CROS		2			

A&P.....	M Row
Air Cleaner.....	B-5
Brake Pedal.....	E-13
Bulletins.....	N Row
Cables.....	F-9
Camshaft(s).....	B-8
Carburetor.....	C-5
Carburetor Parts.....	C-6
Chassis Electrical Equipment.....	F-13
Converter Cover.....	B-14
Crankcase.....	C-3
Crankshaft.....	B-9
Cylinder.....	B-4
Cylinder Head.....	B-3
Decals.....	G-6,7
Drive Belt.....	B-14
Drive Converter.....	B-12
Drive Shaft-Rear.....	C-14 / D-3
Driven Converter.....	B-13
Engine Cover(s).....	C-4
Footrests.....	E-7
Frame.....	E-3
Frame Fittings.....	E-4
Front Bevel Gear.....	C-13
Front Brake.....	F-4
Front Brake(s).....	E-8
Front Hub.....	E-11
Front Master Cylinder.....	F-3
Fuel Tank.....	F-7
Gear Change Mechanism.....	B-11
Generator.....	C-8
Guard(s).....	F-10
Handlebar.....	F-5,6
Headlight(s).....	F-11
Ignition Switch.....	F-14
Ignition System.....	C-9
Labels.....	G-5
Muffler(s).....	B-6
Oil Filter.....	C-7
Oil Pump.....	C-7
Owner's Tools.....	G-4
Part Number Index.....	O Row
Piston(s).....	B-4
Radiator.....	C-11,12
Rear Fender(s).....	E-9
Rear Hub.....	E-12
Reflectors.....	G-3
Seat.....	F-8
Shock Absorber(s).....	E-14
Starter Motor.....	C-10
Suspension.....	E-6
Swingarm.....	E-5
Tailight(s).....	F-12
Tensioner.....	B-8
Tires.....	E-10
Transmission.....	B-10
Valve(s).....	B-7
Wheels.....	E-10

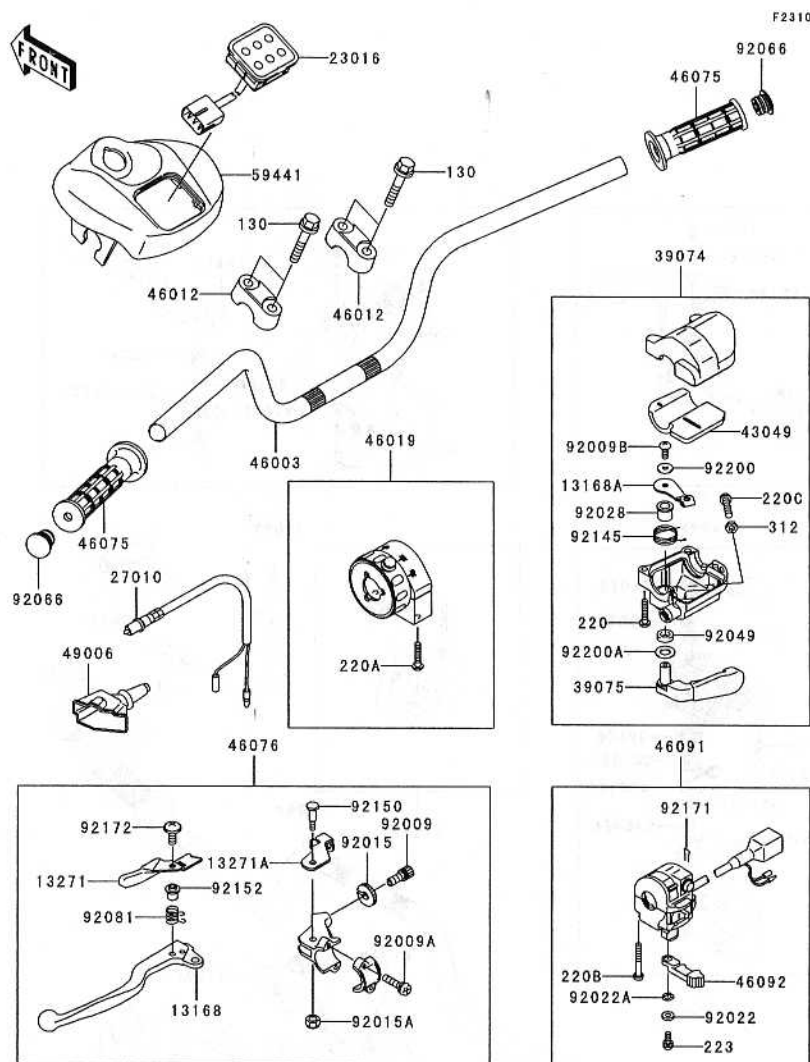
(DEC.23,2002)

'04 KSV700-A1 Chassis

F-6

Handlebar(2/2)

Kawasaki Motors Corp., U.S.A.



Ref. No.	Part No.	Description	Spec Code	Quantity-KSV700				
				'04				
				A1				
220 C	220C0625	SCREW-PAN-CROS,6X25,BLACK		1				
223	223C0512	SCREW-PAN-WS-CROS		1				
312	312C0600	NUT-HEX,6MM,BLACK		1				

A&P.....	M Row
Air Cleaner.....	B-5
Brake Pedal.....	E-13
Bulletins.....	N Row
Cables.....	F-9
Camshaft(s).....	B-8
Carburetor.....	C-5
Carburetor Parts.....	C-6
Chassis Electrical Equipment.....	F-13
Converter Cover.....	B-14
Crankcase.....	B-9
Crankshaft.....	B-9
Cylinder.....	B-3
Cylinder Head.....	B-4
Decals.....	G-6,7
Drive Belt.....	B-14
Drive Converter.....	B-12
Drive Shaft-Rear.....	D-3
Driven Converter.....	C-14 D-3
Engine Cover(s).....	B-13
Engine Cover(s).....	C-4
Footrests.....	E-7
Frame.....	E-3
Frame Fittings.....	E-4
Front Bevel Gear.....	C-13
Front Brake.....	C-13
Front Fender(s).....	E-8
Front Hub.....	E-11
Front Master Cylinder.....	F-3
Fuel Tank.....	F-7
Gear Change Mechanism.....	B-11
Generator.....	C-8
Guard(s).....	F-10
Handlebar.....	F-5,6
Headlight(s).....	F-11
Ignition Switch.....	F-14
Ignition System.....	C-9
Labels.....	G-5
Muffler(s).....	B-6
Oil Filter.....	C-7
Oil Pump.....	C-7
Owner's Tools.....	G-4
Part Number Index.....	O Row
Piston(s).....	B-4
Radiator.....	C-11, 12
Rear Fender(s).....	E-9
Rear Hub.....	E-12
Reflectors.....	G-3
Seat.....	F-8
Shock Absorber(s).....	E-14
Starter Motor.....	C-10
Suspension.....	E-6
Swingarm.....	E-5
Tailight(s).....	F-12
Tensioner.....	B-8
Tires.....	E-10
Transmission.....	B-10
Valve(s).....	B-7
Valve(s).....	E-7
Wheels.....	E-7

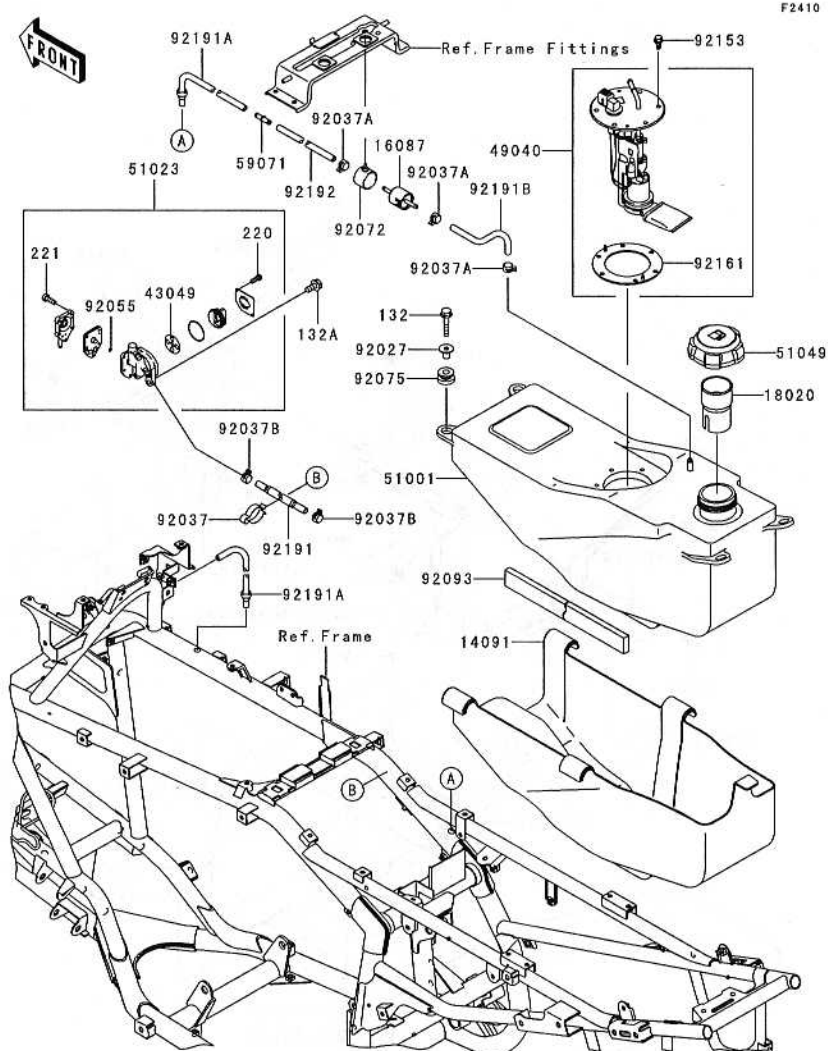
This catalog covers:
'04 KSV700-A1 Chassis

This grid covers:

Fuel Tank

Kawasaki Motors Corp., U.S.A.

A & P	M Row
Air Cleaner	B-5
Brake Pedal	E-13
Bulleins	N Row
Cables	F-9
Camshaft(s)	B-8
Carburetor	C-5
Carburetor Parts	C-6
Chassis Electrical Equipment	C-6
Converter Cover	B-14
Crankcase	C-9
Crankshaft	B-9
Cylinder	B-4
Cylinder Head	B-3
Decals	B-3
Drive Belt	G-6,7
Drive Converter	B-14
Drive Shaft-Rear	B-12
Driven Converter	C-14, D-3
Engine Cover(s)	B-13
Footrests	C-4
Frame	E-7
Frame Fittings	E-3
Front Bevel Gear	E-4
Front Brake	C-13
Front Fender(s)	F-4
Front Hub	E-8
Front Master Cylinder	E-11
Fuel Tank	F-3
Gear Change Mechanism	F-7
Generator	B-11
Guard(s)	C-8
Handlebar	F-10
Headlight(s)	F-5,6
Ignition Switch	F-11
Ignition System	C-14
Labels	F-9
Muffler(s)	G-5
Oil Filter	B-6
Oil Pump	C-7
Owner's Tools	C-7
Part Number Index	G-4
Piston(s)	O Row
Radiator	B-4
Rear Fender(s)	C-11, 12
Rear Hub	E-9
Reflectors	E-12
Seat	G-3
Shock Absorber(s)	F-8
Starter Motor	E-14
Suspension	C-10
Swingarm	E-6
Tailight(s)	E-5
Tensioner	F-12
Tires	B-8
Transmission	E-10
Valve(s)	B-10
Wheels	B-7



F2410

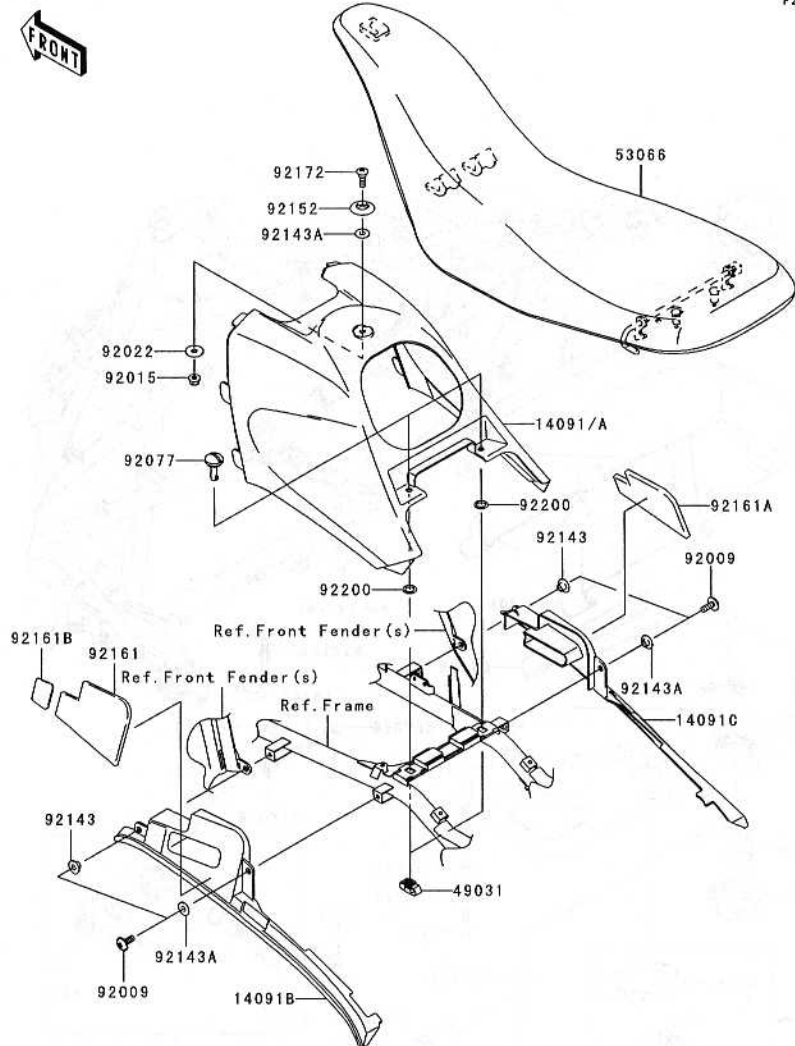
Ref. No.	Part No.	Description	Spec Code	Quantity-KSV700				
				'04				
				A1				
14091	14091-1513	COVER,FUEL TANK		1				
16087	16087-1054	VALVE-CHECK		1				
18020	18020-1307	BAFFLE		1				
43049	43049-1103	PACKING		1				
49040	49040-1080	PUMP-FUEL		1				
51001	51001-0013	TANK-COMP-FUEL		1				
51023	51023-1406	TAP-ASSY,FUEL		1				
51049	51049-1128	CAP-TANK,FUEL		1				
59071	59071-3717	JOINT		1				
92027	92027-1847	COLLAR,L=16.1		4				
92037	92037-093	CLAMP,CABLE		1				
92037A	92037-1461	CLAMP,TUBE		3				
92037B	92037-1505	CLAMP,TUBE		2				
92055	92055-1664	RING-O		1				
92072	92072-1438	BAND		1				
92075	92075-1787	DAMPER		4				
92093	92093-0007	SEAL		1				
92153	92153-0361	BOLT,FLANGED,5MM		6				
92161	92161-0027	DAMPER,FUEL PUMP		1				
92191	92191-0034	TUBE,5.3X10.5X850		1				
92191A	92191-1666	TUBE,TANK BREATHER		2				
92191B	92191-1773	TUBE,CHECK VALVE-TANK		1				
92192	92192-0020	TUBE,JOINT-CHECK VALVE		1				
132	132G0630	BOLT-FLANGED-SMALL		4				
132 A	132J0612	BOLT-FLANGED-SMALL		2				
220	220B0308	SCREW-PAN-CROS		2				
221	221B0414	SCREW-CSK-CROS,4X14		5				

This catalog covers:
'04 KSV700-A1 Chassis

GRID NO.
F-8

This grid covers:
Seat

Kawasaki Motors Corp., U.S.A.



Ref. No.	Part No.	Description	Spec Code	Quantity-KSV700			
				'04			
				A1			
14091	14091-0075-268	COVER,AIR CLEANER,B.ORANGE		1			
14091A	14091-0075-6W	COVER,AIR CLEANER,L.GREEN		1			
14091B	14091-0089-6Z	COVER,SIDE,LH,F.BLACK		1			
14091C	14091-0090-6Z	COVER,SIDE,RH,F.BLACK		1			
49031	49031-1060	LATCH		2			
53066	53066-0003-MA	SEAT-ASSY,BLACK		1			
92009	92009-1621	SCREW,6X16		4			
92015	92015-1603	NUT,LOCK,FLANGED,6MM		1			
92022	92022-125	WASHER,6.5X20X1.6		1			
92077	92077-1129	KNOB		2			
92143	92143-1057	COLLAR		2			
92143A	92143-1087	COLLAR		3			
92152	92152-1346	COLLAR		1			
92161	92161-0059	DAMPER,SIDE COVER,LH		1			
92161A	92161-0060	DAMPER,SIDE COVER,RH		1			
92161B	92161-0061	DAMPER,SIDE COVER		2			
92172	92172-0062	SCREW,6X19.5		1			
92200	92200-1578	WASHER		2			

A&P.....	M Row
Air Cleaner.....	B-5
Brake Pedal.....	E-13
Bulleins.....	N Row
Cables.....	F-9
Camshaft(s).....	B-8
Carburetor.....	C-5
Carburetor Parts.....	C-6
Chassis Electrical Equipment.....	F-13
Converter Cover.....	B-14
Crankcase.....	C-3
Crankshaft.....	B-9
Cylinder.....	B-4
Cylinder Head.....	B-3
Decals.....	G-6,7
Drive Belt.....	B-12
Drive Converter.....	C-14 / D-3
Drive Shaft-Rear.....	B-13
Driven Converter.....	C-4
Engine Cover(s).....	E-7
Footrests.....	E-3
Frame.....	E-4
Frame Fittings.....	C-13
Front Bevel Gear.....	F-4
Front Brake.....	E-11
Front Fender(s).....	F-3
Front Hub.....	F-7
Front Master Cylinder.....	C-8
Fuel Tank.....	F-10
Gear Change Mechanism.....	F-5,6
Generator.....	F-11
Guard(s).....	C-9
Handlebar.....	G-5
Headlight(s).....	B-6
Ignition Switch.....	C-7
Ignition System.....	C-7
Labels.....	G-4
Muffler(s).....	O Row
Oil Filter.....	B-4
Oil Pump.....	C-11,12
Owner's Tools.....	E-9
Part Number Index.....	E-12
Piston(s).....	G-3
Radiator.....	F-8
Rear Fender(s).....	E-14
Rear Hub.....	C-10
Reflectors.....	E-6
Seat.....	E-5
Shock Absorber(s).....	F-12
Starter Motor.....	B-8
Suspension.....	E-10
Swingarm.....	B-10
Tailight(s).....	B-7
Tensioner.....	E-10
Tires.....	
Transmission.....	
Valve(s).....	
Wheels.....	

This catalog covers:
'04 KSV700-A1 Chassis

GRID NO.

F-9

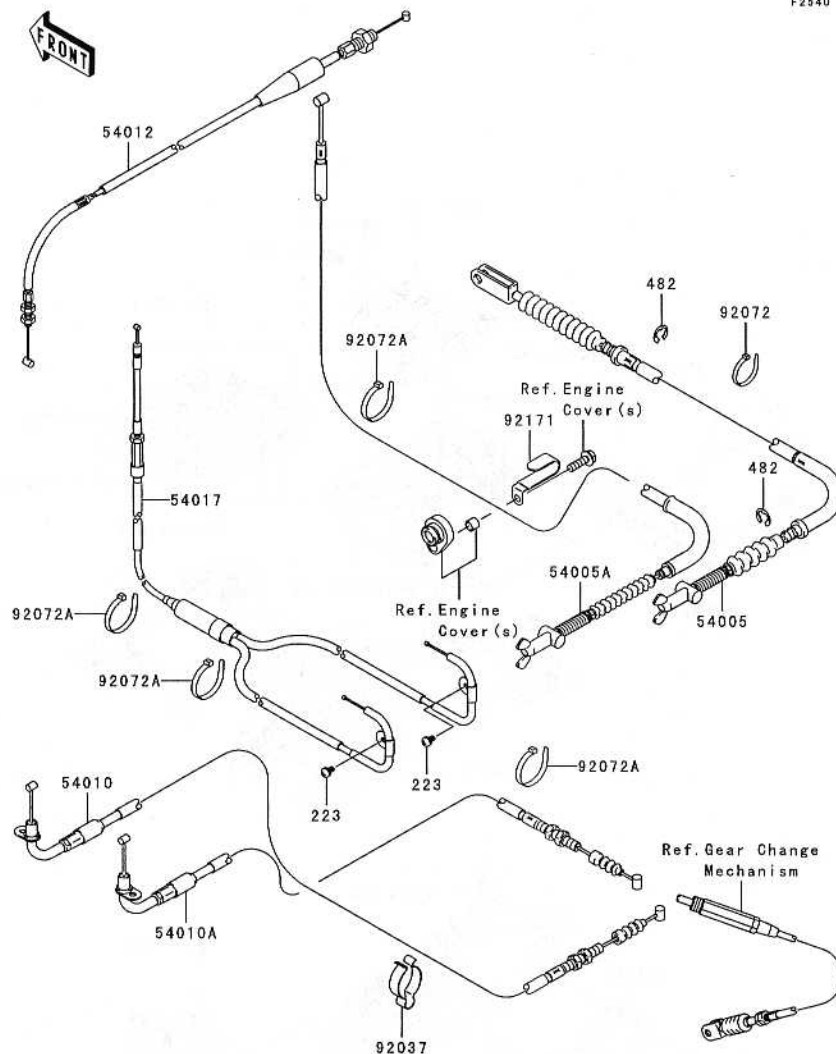
This grid covers:

Cables

Kawasaki Motors Corp., U.S.A.

F2540

Ref. No.	Part No.	Description	Spec Code	Quantity-KSV700			
				'04			
				A1			
54005	54005-1217	CABLE-BRAKE,REAR		1			
54005A	54005-1218	CABLE-BRAKE,PARKING		1			
54010	54010-1130	CABLE,SHIFT,PULL		1			
54010A	54010-1131	CABLE,SHIFT,PUSH		1			
54012	54012-0040	CABLE-THROTTLE		1			
54017	54017-1226	CABLE-STARTER		1			
92037	92037-093	CLAMP,CABLE		1			
92072	92072-030	BAND,L=123		1			
92072A	92072-1239	BAND,L=188		4			
92171	92171-1230	CLAMP		1			
223	223D0408	SCREW-PAN-WS-CROS		2			
482	482L8000	CIRCLIP-TYPE-E,8MM		2			



A&P.....	M Row
Air Cleaner.....	B-5
Brake Pedal.....	E-13
Bulletins.....	N Row
Cables.....	F-9
Camshaft(s).....	B-8
Carburetor.....	C-5
Carburetor Parts.....	C-6
Chassis Electrical Equipment.....	F-13
Converter Cover.....	B-14
Crankcase.....	C-3
Crankshaft.....	B-9
Cylinder.....	B-4
Cylinder Head.....	B-3
Decals.....	G-6,7
Drive Belt.....	B-14
Drive Converter.....	B-12
Drive Shaft-Rear.....	C-14 / D-3
Driven Converter.....	B-13
Engine Cover(s).....	C-4
Footrests.....	E-7
Frame.....	E-3
Frame Fittings.....	E-4
Front Bevel Gear.....	C-13
Front Brake.....	F-4
Front Fender(s).....	E-8
Front Hub.....	E-11
Front Master Cylinder.....	F-3
Fuel Tank.....	F-7
Gear Change Mechanism.....	B-11
Generator.....	C-8
Guard(s).....	F-10
Handlebar.....	F-5,6
Headlight(s).....	F-11
Ignition Switch.....	F-14
Ignition System.....	C-9
Labels.....	G-5
Muffler(s).....	B-6
Oil Filter.....	C-7
Oil Pump.....	C-7
Owner's Tools.....	G-4
Part Number Index.....	O Row
Piston(s).....	B-4
Radiator.....	C-11,12
Rear Fender(s).....	E-9
Rear Hub.....	E-12
Reflectors.....	G-3
Seat.....	F-8
Shock Absorber(s).....	E-14
Starter Motor.....	C-10
Suspension.....	E-6
Swingarm.....	E-5
Tailight(s).....	F-12
Tensioner.....	B-8
Tires.....	E-10
Transmission.....	B-10
Valve(s).....	B-7
Wheels.....	E-10

(DEC.23,2002)

This catalog covers:
'04 KSV700-A1 Chassis

GRID NO.

F-10

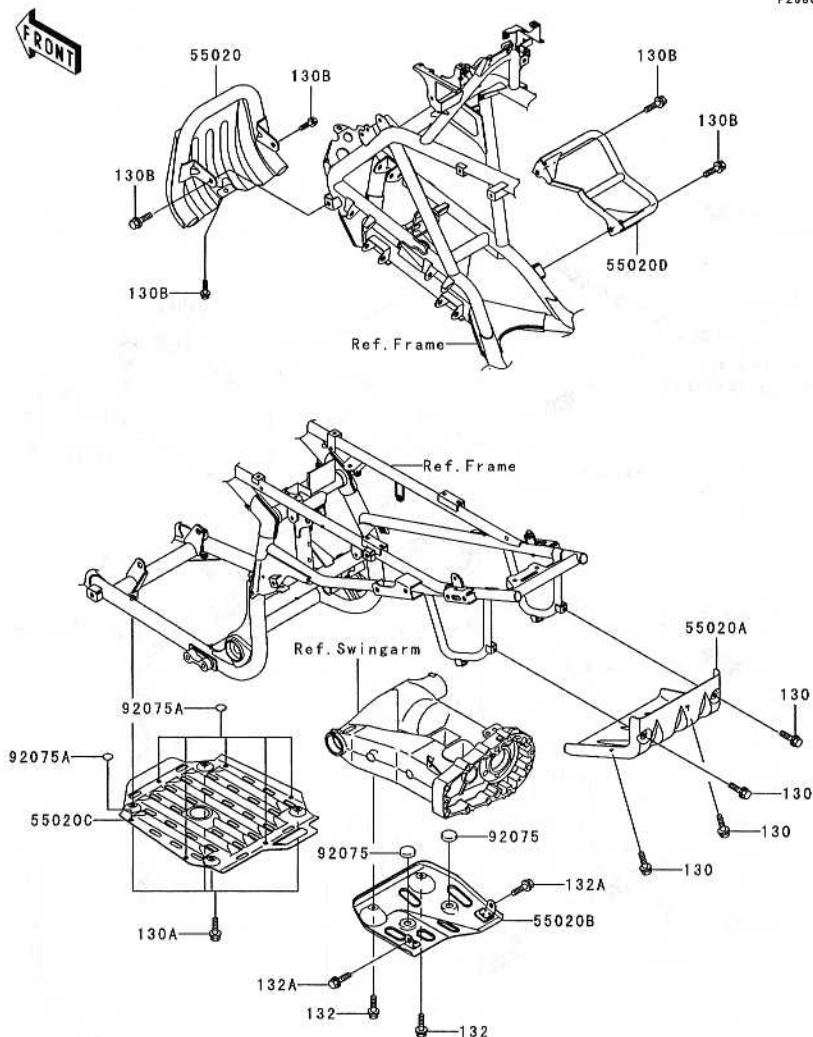
This grid covers:

Guard(s)

Kawasaki Motors Corp., U.S.A.

F2880

Ref. No.	Part No.	Description	Spec Code	Quantity-KSV700			
				'04			
				A1			
55020	55020-0010-HN	GUARD,FR,G.GRAY		1			
55020A	55020-0011	GUARD,FUEL TANK		1			
55020B	55020-0032	GUARD,SWING ARM		1			
55020C	55020-1802	GUARD,ENGINE		1			
55020D	55020-1810-HN	GUARD,BELT CONVERTER,G.GRAY		1			
92075	92075-157	DAMPER		2			
92075A	92075-261	DAMPER,RUBBER		6			
130	130J0610	BOLT-FLANGED		4			
130A	130J0612	BOLT-FLANGED		4			
130B	130J0814	BOLT-FLANGED,8X14		5			
132	132J0612	BOLT-FLANGED-SMALL		2			
132A	132J0816	BOLT-FLANGED-SMALL,8X16		2			



A&P.....	M Row
Air Cleaner.....	B-5
Brake Pedal.....	E-13
Bulletins.....	N Row
Cables.....	F-9
Camshaft(s).....	B-8
Carburetor.....	C-5
Carburetor Parts.....	C-6
Chassis Electrical Equipment.....	F-13
Converter Cover.....	B-14
Crankcase.....	C-3
Crankshaft.....	B-9
Cylinder.....	B-4
Cylinder Head.....	B-3
Decals.....	G-6,7
Drive Belt.....	B-14
Drive Converter.....	B-12
Drive Shaft-Rear.....	C-14 / D-3
Driven Converter.....	B-13
Engine Cover(s).....	C-4
Footrests.....	E-7
Frame.....	E-3
Frame Fittings.....	E-4
Front Bevel Gear.....	C-13
Front Brake.....	F-4
Front Fender(s).....	E-8
Front Hub.....	E-11
Front Master Cylinder.....	F-3
Fuel Tank.....	F-7
Gear Change Mechanism.....	B-11
Generator.....	C-8
Guard(s).....	F-10
Handlebar.....	F-5,6
Headlight(s).....	F-11
Ignition Switch.....	F-14
Ignition System.....	C-9
Labels.....	G-5
Muffler(s).....	B-6
Oil Filter.....	C-7
Oil Pump.....	C-7
Owner's Tools.....	G-4
Part Number Index.....	O Row
Piston(s).....	B-4
Radiator.....	C-11,12
Rear Fender(s).....	E-9
Rear Hub.....	E-12
Reflectors.....	G-3
Seat.....	F-8
Shock Absorber(s).....	E-14
Starter Motor.....	C-10
Suspension.....	E-6
Swingarm.....	E-5
Taillight(s).....	F-12
Tensioner.....	B-8
Tires.....	E-10
Transmission.....	B-10
Valve(s).....	B-7
Wheels.....	E-10

(DEC.23,2002)

This catalog covers:
'04 KSV700-A1 Chassis

GRID NO.

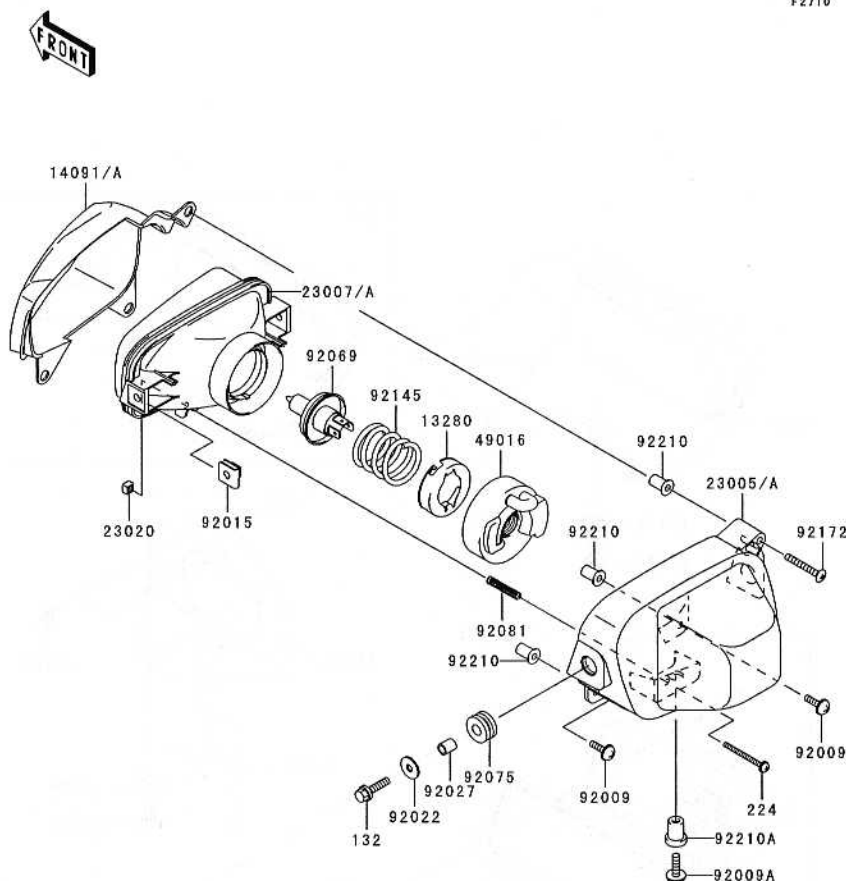
F-11

This grid covers:
Headlight(s)

Kawasaki Motors Corp., U.S.A.

F2710

Ref. No.	Part No.	Description	Spec Code	Quantity-KSV700			
				'04			
				A1			
13280	13280-1198	HOLDER,BULB SETTING		2			
14091	14091-0061-6Z	COVER,HEAD LAMP GRILL,LH,BLACK		1			
14091A	14091-0062-6Z	COVER,HEAD LAMP GRILL,RH,BLACK		1			
23005	23005-1180	BODY-COMP-HEAD LAMP,LH		1			
23005A	23005-1181	BODY-COMP-HEAD LAMP,RH		1			
23007	23007-1389	LENS-COMP,HEAD LAMP,LH		1			
23007A	23007-1390	LENS-COMP,HEAD LAMP,RH		1			
23020	23020-018	NUT,4MM,FOCUS ADJUST		2			
49016	49016-1213	COVER-SEAL,HEAD LAMP		2			
92009	92009-1654	SCREW,5X16,BLACK		4			
92009A	92009-1664	SCREW,6X22		2			
92015	92015-1094	NUT,6MM		4			
92022	92022-125	WASHER,6.5X20X1.6		4			
92027	92027-162	COLLAR,6.8X10X12		4			
92069	92069-1114	BULB,12V 45/45W,T15		2			
92075	92075-1690	DAMPER		4			
92081	92081-1896	SPRING,FOCUS ADJUST		2			
92145	92145-1346	SPRING,BULB SETTING		2			
92172	92172-0063	SCREW,5X40		2			
92210	92210-0012	NUT,POP,5MM		6			
92210A	92210-0081	NUT,RUBBER,6MM		2			
132	132H0625	BOLT-FLANGED-SMALL,6X25		4			
224	224D0445	SCREW-PAN-WP-CROS		2			



A&P.....	M Row
Air Cleaner.....	B-5
Brake Pedal.....	E-13
Bulletins.....	N Row
Cables.....	F-9
Camshaft(s).....	B-8
Carburetor.....	C-5
Carburetor Parts.....	C-6
Chassis Electrical Equipment.....	F-13
Converter Cover.....	B-14
Crankcase.....	C-3
Crankshaft.....	B-9
Cylinder.....	B-4
Cylinder Head.....	B-3
Decals.....	G-6,7
Drive Belt.....	B-14
Drive Converter.....	B-12
Drive Shaft-Rear.....	C-14 / D-3
Driven Converter.....	B-13
Engine Cover(s).....	C-4
Footrests.....	E-7
Frame.....	E-3
Frame Fittings.....	E-4
Front Bevel Gear.....	C-13
Front Brake.....	F-4
Front Fender(s).....	E-8
Front Hub.....	E-11
Front Master Cylinder.....	F-3
Fuel Tank.....	F-7
Gear Change Mechanism.....	B-11
Generator.....	C-8
Guard(s).....	F-10
Handlebar.....	F-5,6
Headlight(s).....	F-11
Ignition Switch.....	F-14
Ignition System.....	C-9
Labels.....	G-5
Muffler(s).....	B-6
Oil Filter.....	C-7
Oil Pump.....	C-7
Owner's Tools.....	G-4
Part Number Index.....	O Row
Piston(s).....	B-4
Radiator.....	C-11,12
Rear Fender(s).....	E-9
Rear Hub.....	E-12
Reflectors.....	G-3
Seat.....	F-8
Shock Absorber(s).....	E-14
Starter Motor.....	C-10
Suspension.....	E-6
Swingarm.....	E-5
Taillight(s).....	F-12
Tensioner.....	B-8
Tires.....	E-10
Transmission.....	B-10
Valve(s).....	B-7
Wheels.....	E-10

(DEC.23,2002)

This catalog covers:
'04 KSV700-A1 Chassis

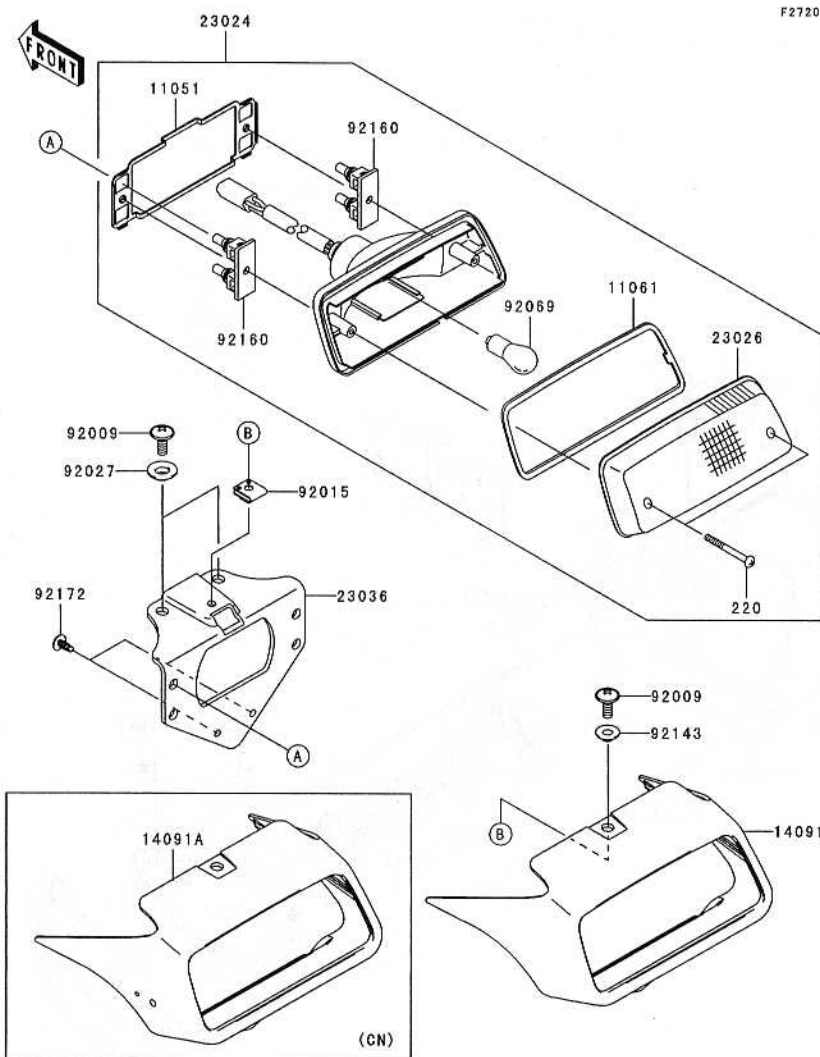
GRID NO.

F-12

This grid covers:

Taillight(s)

Kawasaki Motors Corp., U.S.A.



Ref. No.	Part No.	Description	Spec Code	Quantity-KSV700			
				'04			
				A1			
11051	11051-1870	BRACKET, TAIL LAMP		1			
11061	11061-0055	GASKET, TAIL LAMP LENS		1			
14091	14091-0095-6Z	COVER, TAIL LAMP, F.B.LACK					
		CA, US		1			
14091A	14091-0113-6Z	COVER, TAIL LAMP, F.B.LACK					
		CN		1			
23024	23024-1130	LAMP-ASSY-TAIL		1			
23026	23026-1230	LENS, TAIL LAMP		1			
23036	23036-0001	BRACKET-TAIL LAMP		1			
92009	92009-1621	SCREW, 6X16		3			
92015	92015-1678	NUT, CLAMP, 6MM		1			
92027	92027-1964	COLLAR, L=4.7		2			
92069	92069-063	BULB, 12V 21/5W		1			
92143	92143-1087	COLLAR		1			
92160	92160-1053	DAMPER, TAIL LAMP		2			
92172	92172-1061	SCREW, TAPPING, 5X10		2			
220	220B0440	SCREW-PAN-CROS		2			

A&P.....	M Row
Air Cleaner.....	B-5
Brake Pedal.....	E-13
Bulletins.....	N Row
Cables.....	F-9
Camshaft(s).....	B-8
Carburetor.....	C-5
Carburetor Parts.....	C-6
Chassis Electrical Equipment.....	F-13
Converter Cover.....	B-14
Crankcase.....	C-3
Crankshaft.....	B-9
Cylinder.....	B-4
Cylinder Head.....	B-3
Decals.....	G-6,7
Drive Belt.....	B-12
Drive Converter.....	B-14
Drive Shaft-Rear.....	C-14 / D-3
Driven Converter.....	B-13
Engine Cover(s).....	C-4
Footrests.....	E-7
Frame.....	E-3
Frame Fittings.....	E-4
Front Bevel Gear.....	C-13
Front Brake.....	F-4
Front Fender(s).....	E-8
Front Hub.....	E-11
Front Master Cylinder.....	F-3
Fuel Tank.....	F-7
Gear Change Mechanism.....	B-11
Generator.....	C-8
Guard(s).....	F-10
Handlebar.....	F-5,6
Headlight(s).....	F-11
Ignition Switch.....	F-14
Ignition System.....	C-9
Labels.....	G-5
Muffler(s).....	B-6
Oil Filter.....	C-7
Oil Pump.....	C-7
Owner's Tools.....	G-4
Part Number Index.....	O Row
Piston(s).....	B-4
Radiator.....	C-11,12
Rear Fender(s).....	E-9
Rear Hub.....	E-12
Reflectors.....	G-3
Seat.....	F-8
Shock Absorber(s).....	E-14
Starter Motor.....	C-10
Suspension.....	E-6
Swingarm.....	E-5
Taillight(s).....	F-12
Tensioner.....	B-8
Tires.....	E-10
Transmission.....	B-10
Valve(s).....	B-7
Wheels.....	E-10

(DEC.23,2002)

This catalog covers:
'04 KSV700-A1 Chassis

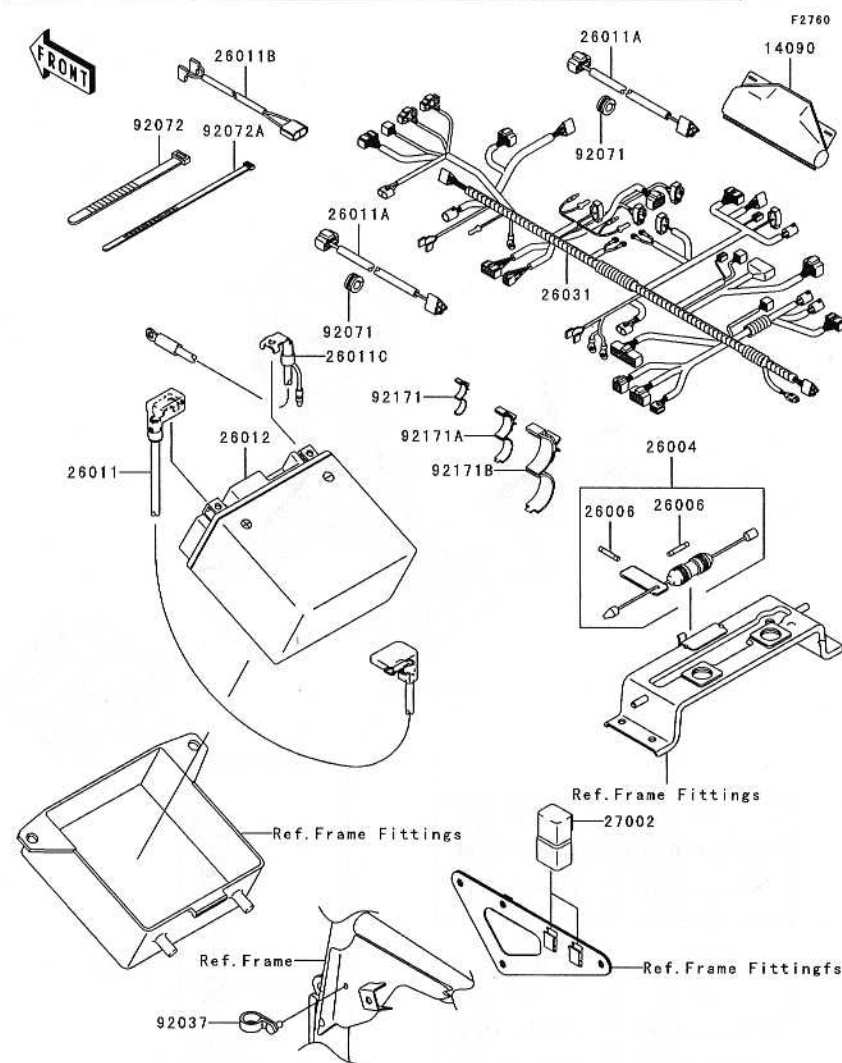
GRID NO.

F-13

This grid covers:

Chassis Electrical Equipment

Kawasaki Motors Corp., U.S.A.



Ref. No.	Part No.	Description	Spec Code	Quantity-KSV700			
				'04			
14090	14090-1331	COVER, COUPLER		1			
26004	26004-7501	FUSE-ASSY		1			
26006	26006-1064	FUSE, 20A, L=32		2			
26011	26011-0009	WIRE-LEAD, BATTERY(+)		1			
26011A	26011-1741	WIRE-LEAD, HEAD LAMP		2			
26011B	26011-1802	WIRE-LEAD, FRONT BRAKE		1			
26011C	26011-1847	WIRE-LEAD, BATTERY(-)		1			
26012	26012-1414	BATTERY, MF, KMX14-BS, 12V 12AH		1			
26031	26031-0011	HARNES, MAIN		1			
27002	27002-1086	RELAY-ASSY		2			
92037	92037-1163	CLAMP, SPEED, L=58		1			
92071	92071-1128	GROMMET		2			
92072	92072-030	BAND, L=123		1			
92072A	92072-1239	BAND, L=188		2			
92171	92171-1423	CLAMP, DIA=10		5			
92171A	92171-1424	CLAMP, DIA=15		2			
92171B	92171-1559	CLAMP, DIA=25		2			

A&P.....	M Row
Air Cleaner.....	B-5
Brake Pedal.....	E-13
Bulletins.....	N Row
Cables.....	F-9
Camshaft(s).....	B-8
Carburetor.....	C-5
Carburetor Parts.....	C-6
Chassis Electrical Equipment.....	F-13
Converter Cover.....	B-14
Crankcase.....	C-3
Crankshaft.....	B-9
Cylinder.....	B-4
Cylinder Head.....	B-3
Decals.....	G-6,7
Drive Belt.....	B-14
Drive Converter.....	B-12
Drive Shaft-Rear.....	C-14 / D-3
Driven Converter.....	B-13
Engine Cover(s).....	C-4
Footrests.....	E-7
Frame.....	E-3
Frame Fittings.....	E-4
Front Bevel Gear.....	C-13
Front Brake.....	F-4
Front Fender(s).....	E-8
Front Hub.....	E-11
Front Master Cylinder.....	F-3
Fuel Tank.....	F-7
Gear Change Mechanism.....	B-11
Generator.....	C-8
Guard(s).....	F-10
Handlebar.....	F-5,6
Headlight(s).....	F-11
Ignition Switch.....	F-14
Ignition System.....	C-9
Labels.....	G-5
Muffler(s).....	B-6
Oil Filter.....	C-7
Oil Pump.....	C-7
Owner's Tools.....	G-4
Part Number Index.....	O Row
Piston(s).....	B-4
Radiator.....	C-11,12
Rear Fender(s).....	E-9
Rear Hub.....	E-12
Reflectors.....	G-3
Seat.....	F-8
Shock Absorber(s).....	E-14
Starter Motor.....	C-10
Suspension.....	E-6
Swingarm.....	E-5
Tailight(s).....	F-12
Tensioner.....	B-8
Tires.....	E-10
Transmission.....	B-10
Valve(s).....	B-7
Wheels.....	E-10

(DEC.23,2002)

This catalog covers:
'04 KSV700-A1 Chassis

GRID NO.

F-14

This grid covers:
Ignition Switch

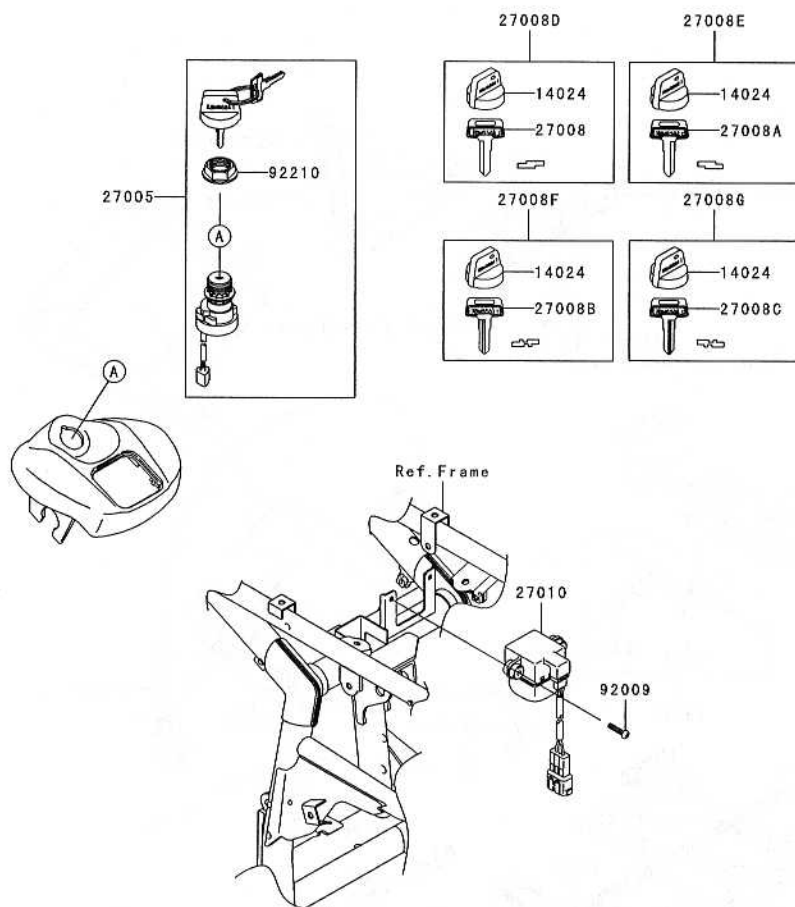
Kawasaki Motors Corp., U.S.A.

F2770

Ref. No.	Part No.	Description	Spec Code	Quantity-KSV700			
				'04			
				A1			
14024	14024-1551 (OPTION)	COVER,KEY		4			
27005	27005-1267	SWITCH-ASSY-IGNITION		1			
27008	27008-1041 (OPTION)	KEY-LOCK,BLANK		1			
27008A	27008-1042 (OPTION)	KEY-LOCK,BLANK		1			
27008B	27008-1043 (OPTION)	KEY-LOCK,BLANK		1			
27008C	27008-1044 (OPTION)	KEY-LOCK,BLANK		1			
27008D	27008-1132 (OPTION)	KEY-LOCK,BLANK		1			
27008E	27008-1133 (OPTION)	KEY-LOCK,BLANK		1			
27008F	27008-1134 (OPTION)	KEY-LOCK,BLANK		1			
27008G	27008-1135 (OPTION)	KEY-LOCK,BLANK		1			
27010	27010-1421	SWITCH,INVERT SENSOR		1			
92009	92009-1897	SCREW,4X20		2			
92210	92210-1109	NUT,IGNITION SWITCH		1			

A&P.....	M Row
Air Cleaner.....	B-5
Brake Pedal.....	E-13
Bulletins.....	N Row
Cables.....	F-9
Camshaft(s).....	B-8
Carburetor.....	C-5
Carburetor Parts.....	C-6
Chassis Electrical Equipment.....	F-13
Converter Cover.....	B-14
Crankcase.....	C-3
Crankshaft.....	B-9
Cylinder.....	B-4
Cylinder Head.....	B-3
Decals.....	G-6,7
Drive Belt.....	B-14
Drive Converter.....	B-12
Drive Shaft-Rear.....	C-14 / D-3
Driven Converter.....	B-13
Engine Cover(s).....	C-4
Footrests.....	E-7
Frame.....	E-3
Frame Fittings.....	E-4
Front Bevel Gear.....	C-13
Front Brake.....	F-4
Front Fender(s).....	E-8
Front Hub.....	E-11
Front Master Cylinder.....	F-3
Fuel Tank.....	F-7
Gear Change Mechanism.....	B-11
Generator.....	C-8
Guard(s).....	F-10
Handlebar.....	F-5,6
Headlight(s).....	F-11
Ignition Switch.....	F-14
Ignition System.....	C-9
Labels.....	G-5
Muffler(s).....	B-6
Oil Filter.....	C-7
Oil Pump.....	C-7
Owner's Tools.....	G-4
Part Number Index.....	O Row
Piston(s).....	B-4
Radiator.....	C-11,12
Rear Fender(s).....	E-9
Rear Hub.....	E-12
Reflectors.....	G-3
Seat.....	F-8
Shock Absorber(s).....	E-14
Starter Motor.....	C-10
Suspension.....	E-6
Swingarm.....	E-5
Taillight(s).....	F-12
Tensioner.....	B-8
Tires.....	E-10
Transmission.....	B-10
Valve(s).....	B-7
Wheels.....	E-10

FRONT

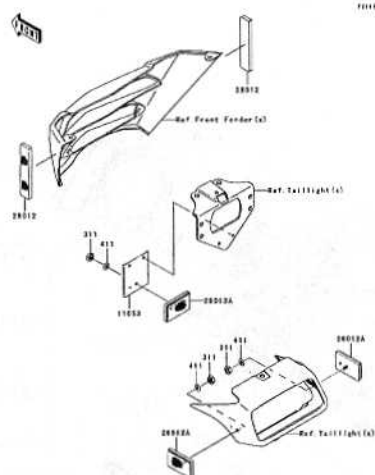


This catalog covers:
'04 KSV700-A1 Chassis

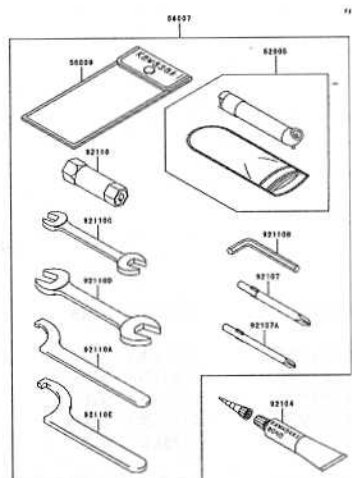
GRID NO.
G-1

This grid covers:
Pictorial Index

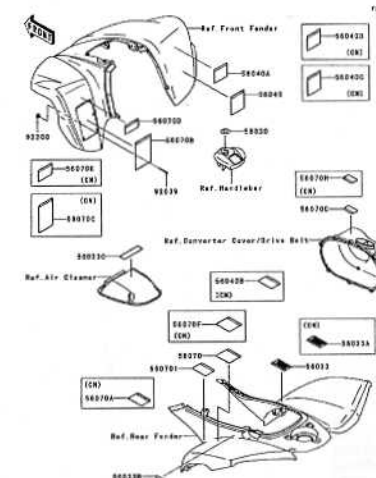
Kawasaki Motors Corp., U.S.A.



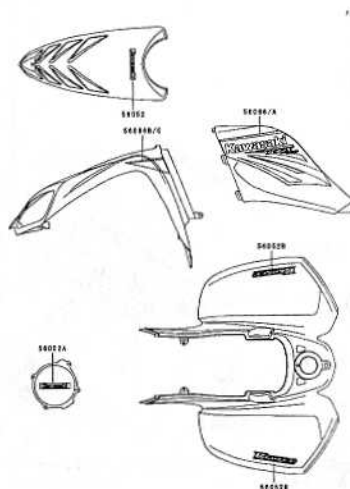
G-3 Reflectors(CN)



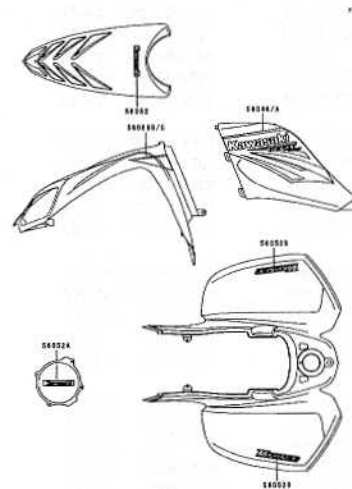
G-4 Owner's Tools



G-5 Labels



G-6 Decals(Orange)



G-7 Decals(Green)

This catalog covers:
'04 KSV700-A1 Chassis

GRID NO.

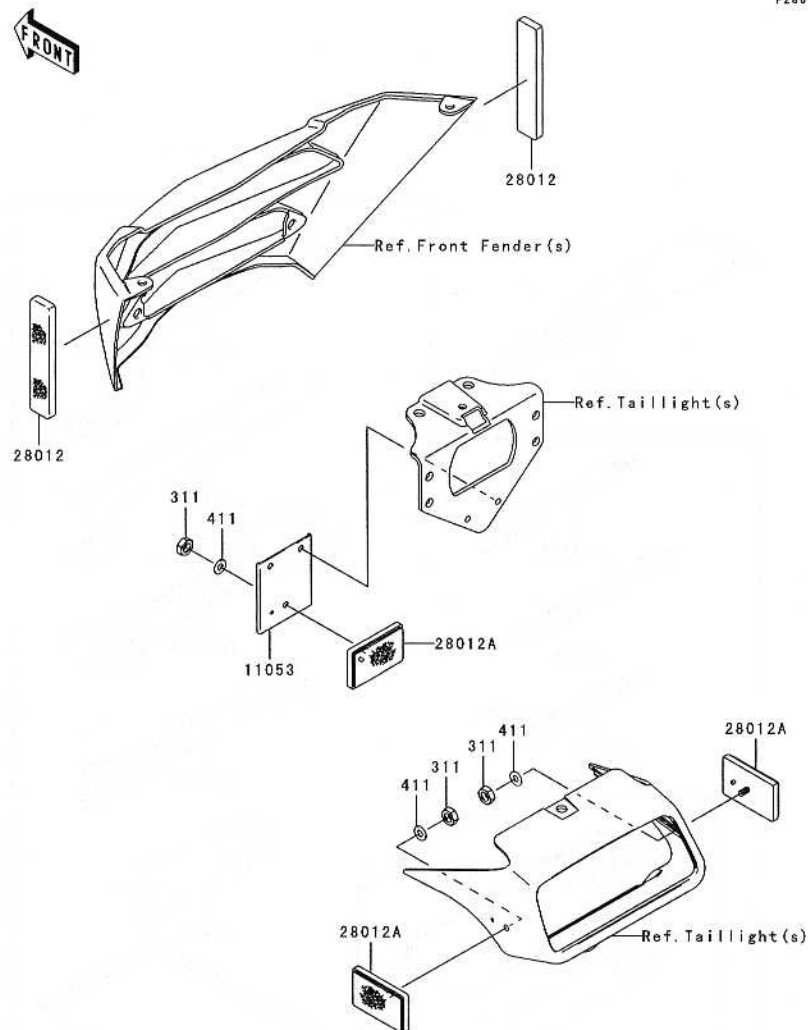
G-3

This grid covers:
Reflectors(CN)

Kawasaki Motors Corp., U.S.A.

F2861

Ref. No.	Part No.	Description	Spec Code	Quantity-KSV700			
				'04			
11053	11053-0358	BRACKET, REFLECTOR, RR					
	L		CN	1			
28012	28012-1086	REFLECTOR-REFLEX, FR					
	L		CN	2			
28012A	28012-1088	REFLECTOR-REFLEX					
	L		CN	3			
311	311H0500	NUT-HEX					
	L		CN	3			
411	411B0500	WASHER-PLAIN, 5MM					
	L		CN	3			



A&P.....	M Row
Air Cleaner.....	B-5
Brake Pedal.....	E-13
Bulletins.....	N Row
Cables.....	F-9
Camshaft(s).....	B-8
Carburetor.....	C-5
Carburetor Parts.....	C-6
Chassis Electrical Equipment.....	F-13
Converter Cover.....	B-14
Crankcase.....	C-3
Crankshaft.....	B-9
Cylinder.....	B-4
Cylinder Head.....	B-3
Decals.....	G-6,7
Drive Belt.....	B-14
Drive Converter.....	B-12
Drive Shaft-Rear.....	C-14 / D-3
Driven Converter.....	B-13
Engine Cover(s).....	C-4
Footrests.....	E-7
Frame.....	E-3
Frame Fittings.....	E-4
Front Bevel Gear.....	C-13
Front Brake.....	F-4
Front Fender(s).....	E-8
Front Hub.....	E-11
Front Master Cylinder.....	F-3
Fuel Tank.....	F-7
Gear Change Mechanism.....	B-11
Generator.....	C-8
Guard(s).....	F-10
Handlebar.....	F-5,6
Headlight(s).....	F-11
Ignition Switch.....	F-14
Ignition System.....	C-9
Labels.....	G-5
Muffler(s).....	B-6
Oil Filter.....	C-7
Oil Pump.....	C-7
Owner's Tools.....	G-4
Part Number Index.....	O Row
Piston(s).....	B-4
Radiator.....	C-11,12
Rear Fender(s).....	E-9
Rear Hub.....	E-12
Reflectors.....	G-3
Seat.....	F-8
Shock Absorber(s).....	E-14
Starter Motor.....	C-10
Suspension.....	E-6
Swingarm.....	E-5
Taillight(s).....	F-12
Tensioner.....	B-8
Tires.....	E-10
Transmission.....	B-10
Valve(s).....	B-7
Wheels.....	E-10

(DEC.23,2002)

This catalog covers:
'04 KSV700-A1 Chassis

GRID NO.

G-4

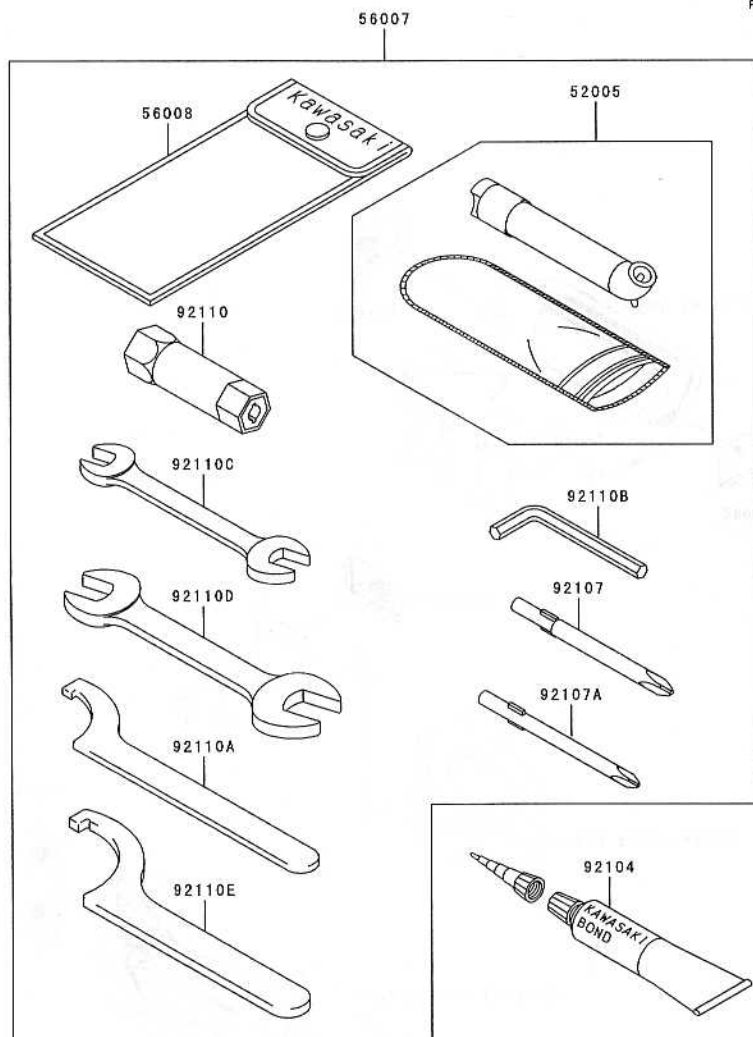
This grid covers:

Owner's Tools

Kawasaki Motors Corp., U.S.A.

F2810

Ref. No.	Part No.	Description	Spec Code	Quantity-KSV700			
				'04			
				A1			
52005	52005-1082	GAUGE,AIR		1			
56007	56007-0001	TOOL-KIT		1			
56008	56008-1007	BAG,TOOL		1			
92104	92104-002	GASKET-LIQUID,TUBE,100G,SILVER		1			
92107	92107-005	TOOL-DRIVER,#3PHILLIPS		1			
92107A	92107-1053	TOOL-DRIVER,#2PHILLIPS		1			
92110	92110-1116	TOOL-WRENCH,BOX,16MM		1			
92110A	92110-1129	TOOL-WRENCH,HOOK		1			
92110B	92110-1140	TOOL-WRENCH,ALLEN,3MM		1			
92110C	92110-1152	TOOL-WRENCH,OPEN END,10X12		1			
92110D	92110-1153	TOOL-WRENCH,OPEN END,14X17		1			
92110E	92110-1173	TOOL-WRENCH,HOOK		1			



A&P.....	M Row
Air Cleaner.....	B-5
Brake Pedal.....	E-13
Bulletins.....	N Row
Cables.....	F-9
Camshaft(s).....	B-8
Carburetor.....	C-5
Carburetor Parts.....	C-6
Chassis Electrical Equipment.....	F-13
Converter Cover.....	B-14
Crankcase.....	C-3
Crankshaft.....	B-9
Cylinder.....	B-4
Cylinder Head.....	B-3
Decals.....	G-6,7
Drive Belt.....	B-14
Drive Converter.....	B-12
Drive Shaft-Rear.....	C-14 / D-3
Driven Converter.....	B-13
Engine Cover(s).....	C-4
Footrests.....	E-7
Frame.....	E-3
Frame Fittings.....	E-4
Front Bevel Gear.....	C-13
Front Brake.....	F-4
Front Fender(s).....	E-8
Front Hub.....	E-11
Front Master Cylinder.....	F-3
Fuel Tank.....	F-7
Gear Change Mechanism.....	B-11
Generator.....	C-8
Guard(s).....	F-10
Handlebar.....	F-5,6
Headlight(s).....	F-11
Ignition Switch.....	F-14
Ignition System.....	C-9
Labels.....	G-5
Muffler(s).....	B-6
Oil Filter.....	C-7
Oil Pump.....	C-7
Owner's Tools.....	G-4
Part Number Index.....	O Row
Piston(s).....	B-4
Radiator.....	C-11,12
Rear Fender(s).....	E-9
Rear Hub.....	E-12
Reflectors.....	G-3
Seat.....	F-8
Shock Absorber(s).....	E-14
Starter Motor.....	C-10
Suspension.....	E-6
Swingarm.....	E-5
Taillight(s).....	F-12
Tensioner.....	B-8
Tires.....	E-10
Transmission.....	B-10
Valve(s).....	B-7
Wheels.....	E-10

(DEC.23,2002)

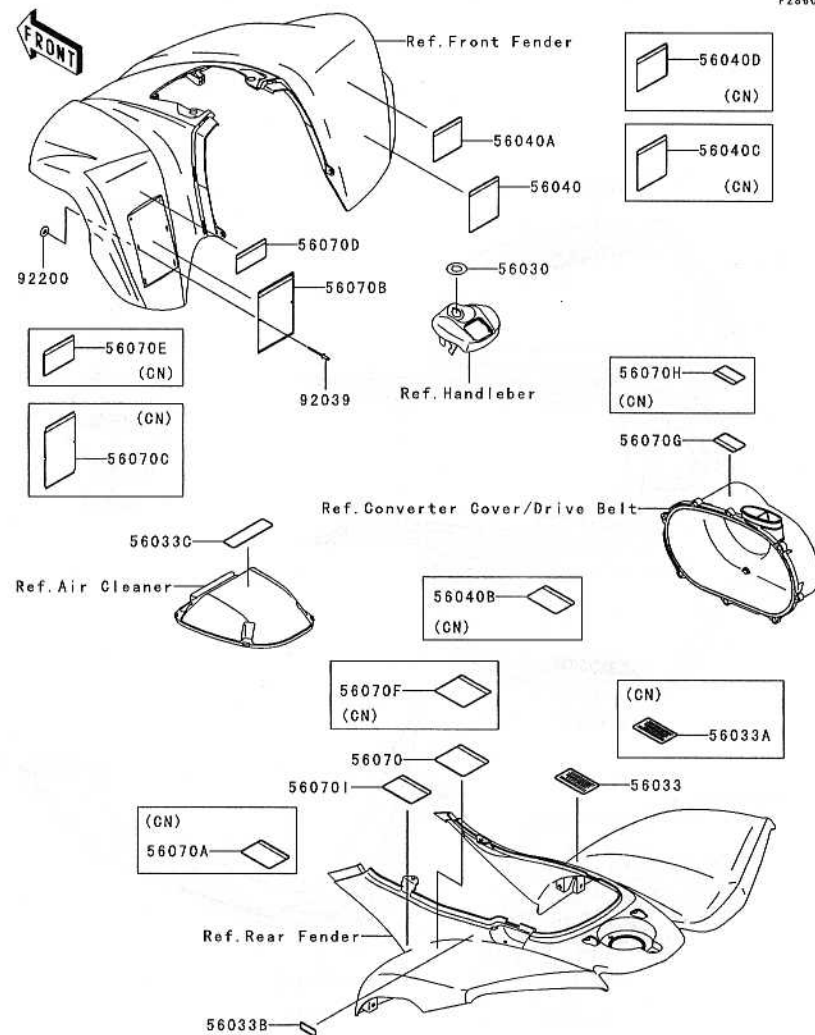
This catalog covers:
'04 KSV700-A1 Chassis

GRID NO.

G-5

This grid covers:
Labels

Kawasaki Motors Corp., U.S.A.



Ref. No.	Part No.	Description	Spec Code	Quantity-KSV700				
				'04				
				A1				
56030	56030-0018	LABEL,IGNITION SWITCH		1				
56033	56033-0001	LABEL-MANUAL,DRIVE BELT INFO		1				
56033A	56033-0002	LABEL-MANUAL,BELT CONVERTER						
L			CN	1				
56033B	56033-0023	LABEL-MANUAL,SEAT LATCH		1				
56033C	56033-1263	LABEL-MANUAL,MANUAL		1				
56040	56040-1261	LABEL-WARNING,TRANSPORT		1				
56040A	56040-1276	LABEL-WARNING,UNDER 16		1				
56040B	56040-1280	LABEL-WARNING,NO PASSENGER						
L			CN	1				
56040C	56040-1283	LABEL-WARNING,TRANSPORT						
L			CN	1				
56040D	56040-1325	LABEL-WARNING,AGE						
L			CN	1				
56070	56070-0004	LABEL-WARNING,TIRE INFO		1				
56070A	56070-0006	LABEL-WARNING,MAX VEHICLE LOAD						
L			CN	1				
56070B	56070-1151	LABEL-WARNING,SERIOUS INJURY		1				
56070C	56070-1163	LABEL-WARNING,GENERAL						
L			CN	1				
56070D	56070-1170	LABEL-WARNING,SHIFT LEVER		1				
56070E	56070-1179	LABEL-WARNING,SHIFT LEVER						
L			CN	1				
56070F	56070-1249	LABEL-WARNING,TIRE INFO						
L			CN	1				
56070G	56070-1269	LABEL-WARNING,CVT COVER		1				
56070H	56070-1271	LABEL-WARNING,CVT COVER						
L			CN	1				
56070I	56070-1291	LABEL-WARNING,MAX VEHICLE LOAD		1				
92039	92039-3763	RIVET,3.2X8		6				
92200	92200-1251	WASHER,3.5X8X1		6				

A&P.....	M Row
Air Cleaner.....	B-5
Brake Pedal.....	E-13
Bulletins.....	N Row
Cables.....	F-9
Camshaft(s).....	B-8
Carburetor.....	C-5
Carburetor Parts.....	C-6
Chassis Electrical Equipment.....	F-13
Converter Cover.....	B-14
Crankcase.....	C-3
Crankshaft.....	B-9
Cylinder.....	B-4
Cylinder Head.....	B-4
Decals.....	G-6,7
Drive Belt.....	B-14
Drive Converter.....	B-12
Drive Shaft-Rear.....	C-14 / D-3
Driven Converter.....	B-13
Engine Cover(s).....	C-4
Footrests.....	E-7
Frame.....	E-3
Frame Fittings.....	E-4
Front Bevel Gear.....	C-13
Front Brake.....	F-4
Front Fender(s).....	E-8
Front Hub.....	E-11
Front Master Cylinder.....	F-3
Fuel Tank.....	F-7
Gear Change Mechanism.....	B-11
Generator.....	C-8
Guard(s).....	F-10
Handlebar.....	F-5,6
Headlight(s).....	F-11
Ignition Switch.....	F-14
Ignition System.....	C-9
Labels.....	G-5
Muffler(s).....	B-6
Oil Filter.....	C-7
Oil Pump.....	C-7
Owner's Tools.....	G-4
Part Number Index.....	O Row
Piston(s).....	B-4
Radiator.....	C-11,12
Rear Fender(s).....	E-9
Rear Hub.....	E-12
Reflectors.....	G-3
Seat.....	F-8
Shock Absorber(s).....	E-14
Starter Motor.....	C-10
Suspension.....	E-6
Swingarm.....	E-5
Taillight(s).....	F-12
Tensioner.....	B-8
Tires.....	E-10
Transmission.....	B-10
Valve(s).....	B-7
Wheels.....	E-10

(DEC.23,2002)

This catalog covers:
'04 KSV700-A1 Chassis

GRID NO.

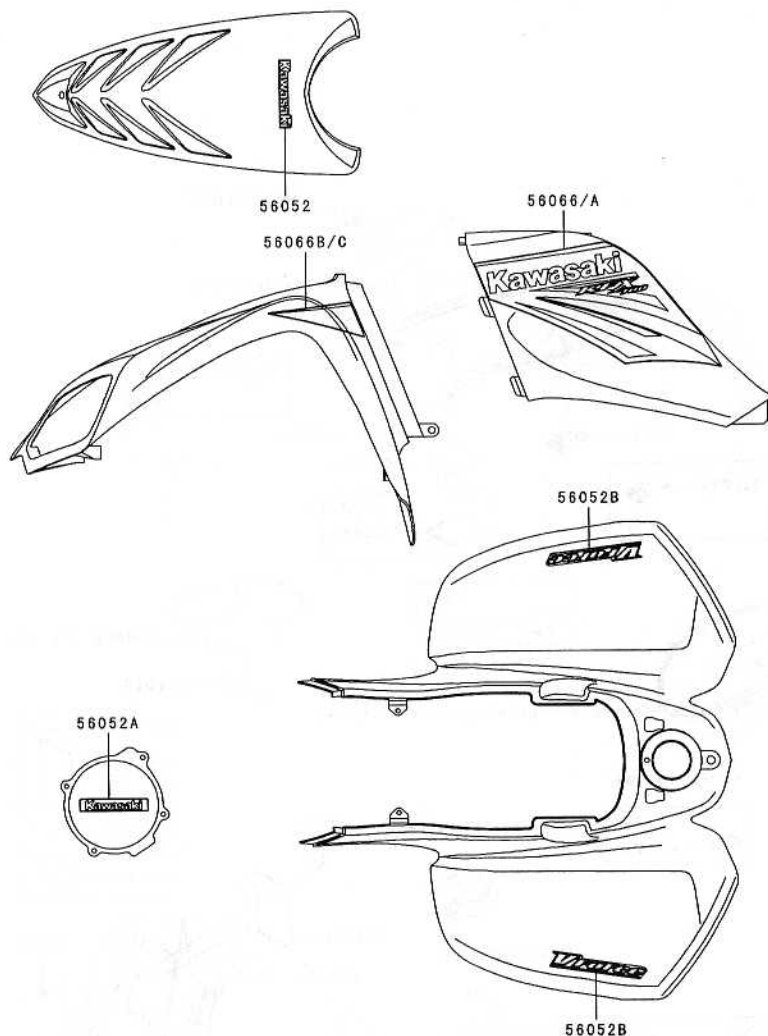
G-6

This grid covers:
Decals(Orange)

Kawasaki Motors Corp., U.S.A.

F2861

Ref. No.	Part No.	Description	Spec Code	Quantity-KSV700				
				'04				
				A1				
56052	56052-0060	MARK,KAWASAKI		1				
56052A	56052-0061	MARK,RECOIL COVER,KAWASAKI		1				
56052B	56052-0103	MARK,RR FENDER,V FORCE		2				
56066	56066-0241	PATTERN,AIR CLEANER COVER,LH		1				
56066A	56066-0242	PATTERN,AIR CLEANER COVER,RH		1				
56066B	56066-0243	PATTERN,FR FENDER,LH		1				
56066C	56066-0244	PATTERN,FR FENDER,RH		1				



A&P.....	M Row
Air Cleaner.....	B-5
Brake Pedal.....	E-13
Bulletins.....	N Row
Cables.....	F-9
Camshaft(s).....	B-8
Carburetor.....	C-5
Carburetor Parts.....	C-6
Chassis Electrical Equipment.....	F-13
Converter Cover.....	B-14
Crankcase.....	C-3
Crankshaft.....	B-9
Cylinder.....	B-4
Cylinder Head.....	B-3
Decals.....	G-6,7
Drive Belt.....	B-14
Drive Converter.....	B-12
Drive Shaft-Rear.....	C-14 / D-3
Driven Converter.....	B-13
Engine Cover(s).....	C-4
Footrests.....	E-7
Frame.....	E-3
Frame Fittings.....	E-4
Front Bevel Gear.....	C-13
Front Brake.....	F-4
Front Fender(s).....	E-8
Front Hub.....	E-11
Front Master Cylinder.....	F-3
Fuel Tank.....	F-7
Gear Change Mechanism.....	B-11
Generator.....	C-8
Guard(s).....	F-10
Handlebar.....	F-5,6
Headlight(s).....	F-11
Ignition Switch.....	F-14
Ignition System.....	C-9
Labels.....	G-5
Muffler(s).....	B-6
Oil Filter.....	C-7
Oil Pump.....	C-7
Owner's Tools.....	G-4
Part Number Index.....	O Row
Piston(s).....	B-4
Radiator.....	C-11,12
Rear Fender(s).....	E-9
Rear Hub.....	E-12
Reflectors.....	G-3
Seat.....	F-8
Shock Absorber(s).....	E-14
Starter Motor.....	C-10
Suspension.....	E-6
Swingarm.....	E-5
Taillight(s).....	F-12
Tensioner.....	B-8
Tires.....	E-10
Transmission.....	B-10
Valve(s).....	B-7
Wheels.....	E-10

(DEC.23,2002)

This catalog covers:
'04 KSV700-A1 Chassis

GRID NO.

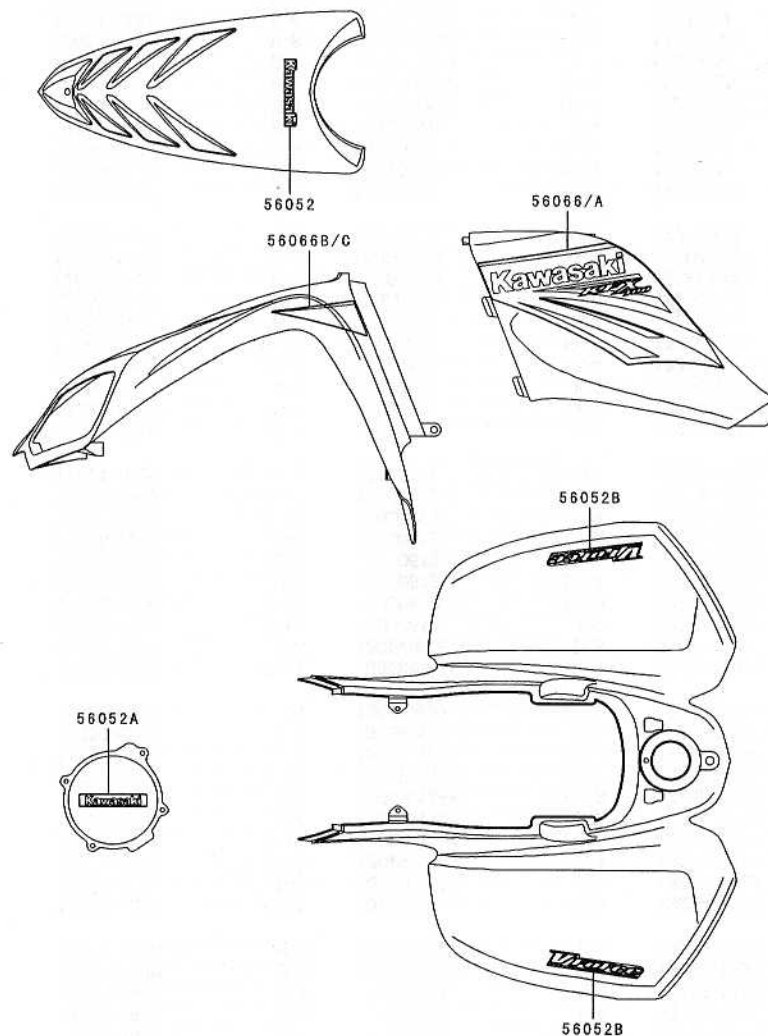
G-7

This grid covers:
Decals(Green)

Kawasaki Motors Corp., U.S.A.

F2881A

Ref. No.	Part No.	Description	Spec Code	Quantity-KSV700				
				'04				
				A1				
56052	56052-0060	MARK,KAWASAKI		1				
56052A	56052-0061	MARK,RECOIL COVER,KAWASAKI		1				
56052B	56052-0102	MARK,RR FENDER,V FORCE		2				
56066	56066-0237	PATTERN,AIR CLEANER COVER,LH		1				
56066A	56066-0238	PATTERN,AIR CLEANER COVER,RH		1				
56066B	56066-0239	PATTERN,FR FENDER,LH		1				
56066C	56066-0240	PATTERN,FR FENDER,RH		1				



A&P.....	M Row
Air Cleaner.....	B-5
Brake Pedal.....	E-13
Bulletins.....	N Row
Cables.....	F-9
Camshaft(s).....	B-8
Carburetor.....	C-5
Carburetor Parts.....	C-6
Chassis Electrical Equipment.....	F-13
Converter Cover.....	B-14
Crankcase.....	C-3
Crankshaft.....	B-9
Cylinder.....	B-4
Cylinder Head.....	B-3
Decals.....	G-6,7
Drive Belt.....	B-14
Drive Converter.....	B-12
Drive Shaft-Rear.....	C-14 / D-3
Driven Converter.....	B-13
Engine Cover(s).....	C-4
Footrests.....	E-7
Frame.....	E-3
Frame Fittings.....	E-4
Front Bevel Gear.....	C-13
Front Brake.....	F-4
Front Fender(s).....	E-8
Front Hub.....	E-11
Front Master Cylinder.....	F-3
Fuel Tank.....	F-7
Gear Change Mechanism.....	B-11
Generator.....	C-8
Guard(s).....	F-10
Handlebar.....	F-5,6
Headlight(s).....	F-11
Ignition Switch.....	F-14
Ignition System.....	C-9
Labels.....	G-5
Muffler(s).....	B-6
Oil Filter.....	C-7
Oil Pump.....	C-7
Owner's Tools.....	G-4
Part Number Index.....	O Row
Piston(s).....	B-4
Radiator.....	C-11,12
Rear Fender(s).....	E-9
Rear Hub.....	E-12
Reflectors.....	G-3
Seat.....	F-8
Shock Absorber(s).....	E-14
Starter Motor.....	C-10
Suspension.....	E-6
Swingarm.....	E-5
Tailight(s).....	F-12
Tensioner.....	B-8
Tires.....	E-10
Transmission.....	B-10
Valve(s).....	B-7
Wheels.....	E-10

(DEC.23,2002)

This catalog covers:
'04 KSV700-A1

GRID NO.

O-11

This grid covers:

Part Number Index

Kawasaki Motors Corp., U.S.A.

Part No.	Grid No.	Part No.	Grid No.	Part No.	Grid No.	Part No.	Grid No.	Part No.	Grid No.	Part No.	Grid No.
11004-1384.....	B-3	12053-1443.....	C-7	13107-1516.....	C-13	132Y0612.....	B-4	14090-1331.....	F-13	16154-2059.....	C-7
11005-1990.....	B-4	12053-1444.....	B-8	13127-1304.....	B-10	132Y0612.....	B-5	14090-1984.....	C-6	16154-2060.....	C-7
11005-1992.....	B-4	120P0610.....	B-8	13139-1096.....	B-10	132Y0612.....	B-7	14091-0028.....	C-14	16160-1112.....	C-11
11008-0016.....	B-3	120P0628.....	C-8	13151-1080.....	B-11	132Y0612.....	C-12	14091-0061-6Z.....	F-11	16160-1113.....	C-11
11008-0017.....	B-3	120P0816.....	C-10	13168-0002.....	F-5	132Y0612.....	C-4	14091-0062-6Z.....	F-11	16160-1359.....	C-11
11009-1865.....	B-6	120S0510.....	C-10	13168-0014.....	E-13	132Y0612.....	C-7	14091-0075-268.....	F-8	16187-0021.....	C-6
11009-1894.....	B-6	120S0614.....	B-8	13168-1687.....	C-14	132Y0612.....	C-8	14091-0075-6W.....	F-8	18020-1307.....	F-7
11011-1659.....	B-5	120Z0620.....	B-3	13168-1715.....	F-5	132Y06130.....	B-3	14091-0089-6Z.....	F-8	18087-0006.....	B-6
11011-1660.....	B-5	13001-1658.....	B-4	13194-1094.....	C-10	132Y0620.....	B-3	14091-0090-6Z.....	F-8	18088-1222.....	B-6
11012-1606.....	E-4	13002-1060.....	B-4	13216-0002.....	C-14	132Y0620.....	C-12	14091-0095-6Z.....	F-12	180Y0620.....	B-6
11012-1854.....	C-11	13008-1215.....	B-4	13234-1112.....	C-7	132Y0620.....	C-4	14091-0096-268.....	E-9	21003-0003.....	C-8
11013-0001.....	B-5	13025-0005.....	B-4	13236-0025.....	B-11	132Y0630.....	B-11	14091-0096-6W.....	E-9	21007-1367.....	C-8
11051-1870.....	F-12	13029-0007.....	B-4	13236-1377.....	B-11	132Y0630.....	B-3	14091-0113-6Z.....	F-12	21017-017.....	C-10
11052-1348.....	C-14	13031-1304.....	B-9	13251-1143.....	B-9	132Y0630.....	B-4	14091-1196.....	C-5	21025-011.....	C-10
11052-1888.....	E-5	13042-1141.....	B-8	13260-1868.....	B-10	132Y0630.....	B-8	14091-1422.....	C-14	21039-1063.....	C-10
11052-1930.....	E-4	13048-1088.....	C-13	13260-1873.....	B-10	132Y0630.....	C-10	14091-1425.....	E-5	21040-1057.....	C-10
11053-0104.....	B-11	13070-1352.....	B-11	13262-0002.....	B-10	132Y0630.....	C-12	14091-1511-6D.....	E-8	21066-1112.....	C-8
11053-0216.....	C-14	13091-1992.....	C-10	13262-0014.....	C-13	132Y0630.....	C-4	14091-1513.....	F-7	21119-1629.....	C-9
11053-0301.....	E-4	130G0516.....	C-8	13262-0015.....	B-10	132Y0630.....	C-7	14091-1524-6Z.....	E-8	21121-1316.....	C-9
11053-0358.....	G-3	130G0620.....	E-13	13262-1052.....	B-10	132Y0630.....	C-8	14091-1535.....	B-14	21130-1071.....	C-9
11060-1287.....	B-11	130G0625.....	B-14	13262-1053.....	B-10	132Y0640.....	B-4	14091-1538.....	C-4	21163-1320.....	C-10
11060-1717.....	C-4	130G0816.....	D-3	13271-0011.....	F-5	132Y0640.....	C-3	14091-1543.....	C-4	21174-0001.....	C-11
11060-1956.....	B-11	130J0610.....	E-9	13271-0058.....	E-8	132Y0655.....	C-4	14091-1571.....	C-4	220B0308.....	F-7
11060-1964.....	C-11	130J0610.....	F-10	13271-0126.....	E-9	132Y0665.....	C-3	15003-0014.....	C-5	220B0408.....	C-5
11060-1965.....	B-4	130J0612.....	B-14	13271-0127.....	E-9	132Y0665.....	C-4	15011-0007.....	C-5	220B0440.....	F-12
11060-1966.....	B-8	130J0612.....	E-13	13271-1259.....	F-5	132Y0695.....	B-3	15011-0008.....	C-5	220C0520.....	F-5
11060-1994.....	B-3	130J0612.....	E-4	13271-1369.....	C-8	132Y08110.....	C-3	16007-1120.....	C-6	220C0525.....	F-5
11061-0043.....	C-11	130J0612.....	E-8	13271-1887.....	E-3	132Y0830.....	B-6	16007-1178.....	B-7	220C0535.....	F-5
11061-0055.....	F-12	130J0612.....	E-9	13271-1938.....	C-14	132Y0875.....	C-3	16007-1203.....	B-13	220C0625.....	F-6
11061-1065.....	E-5	130J0612.....	F-10	13280-1096.....	C-6	13310-1026.....	C-14	16007-1221.....	B-13	220D0408.....	C-6
11061-1119.....	C-4	130J0614.....	E-7	13280-1169.....	C-13	14001-1322.....	C-3	16014-1105.....	C-6	220D0414.....	C-6
11065-1151.....	C-4	130J0616.....	E-4	13280-1198.....	F-11	14014-0006.....	C-3	16016-1117.....	C-6	221B0414.....	F-7
11065-1152.....	B-3	130J0616.....	E-9	13280-1272.....	B-5	14014-1148.....	B-8	16017-1441.....	C-6	221B0616.....	C-3
11065-1252.....	C-4	130J0812.....	E-4	13280-1273.....	B-5	14024-1551.....	F-14	16021-1223.....	C-5	223C0512.....	F-6
11065-1260.....	C-14	130J0814.....	F-10	132G0630.....	F-7	14031-0005.....	C-4	16030-1007.....	C-6	223D0408.....	C-5
12004-1146.....	B-7	130J0816.....	E-4	132G0640.....	E-5	14037-1316.....	C-11	16031-1097.....	C-6	223D0408.....	F-9
12005-1349.....	B-7	130J0822.....	E-5	132H0616.....	C-12	14041-1090.....	C-6	16035-1055.....	C-6	224C0612.....	C-12
12009-1056.....	B-7	130P0860.....	F-5	132H0616.....	C-9	14041-1136.....	B-11	16044-007.....	C-6	224C0614.....	E-3
12011-1051.....	B-7	130P1055.....	E-5	132H0625.....	B-3	14044-0001.....	B-3	16065-1370.....	B-3	224D0445.....	F-11
12016-1128.....	B-7	130T0630.....	B-12	132H0625.....	C-12	14057-0001.....	C-14	16065-1371.....	B-3	23005-1180.....	F-11
12016-1129.....	B-7	130Y0635.....	B-11	132H0625.....	F-11	14067-006.....	C-3	16085-1238.....	C-10	23005-1181.....	F-11
12020-1083.....	B-7	130Z0620.....	B-11	132J0612.....	F-10	14069-1051.....	C-4	16087-1054.....	F-7	23007-1389.....	F-11
12046-1203.....	B-8	130Z0620.....	B-14	132J0612.....	F-7	14073-1775.....	B-14	16097-1072.....	C-7	23007-1390.....	F-11
12046-1207.....	B-8	130Z0620.....	C-4	132J0616.....	C-9	14073-1775.....	B-5	16115-0001.....	C-4	23016-0001.....	F-5
12048-1176.....	B-8	13107-1436.....	B-10	132J0616.....	E-3	14073-1830.....	B-5	16126-1226.....	C-6	23020-018.....	F-11
12048-1177.....	B-8	13107-1437.....	B-10	132J0625.....	F-3	14073-1849.....	B-5	16126-4001.....	E-10	23024-1130.....	F-12
12053-1440.....	C-7	13107-1443.....	B-8	132J0650.....	C-7	14073-1850.....	B-14	16130-1058.....	C-7	23026-1230.....	F-12
12053-1441.....	B-8	13107-1444.....	B-8	132J0690.....	C-12	14073-1851.....	B-14	16142-0002.....	C-11	23036-0001.....	F-12
12053-1442.....	B-8	13107-1507.....	E-6	132J0816.....	F-10	14073-1853.....	B-14	16142-1162.....	C-7	26004-7501.....	F-13
12053-1443.....	B-8	13107-1514.....	B-8	132Y0612.....	B-3	14075-1115.....	C-11	16146-1231.....	B-12	26006-1064.....	F-13

This catalog covers:
'04 KSV700-A1

GRID NO.

O-12

This grid covers:

Part Number Index

Kawasaki Motors Corp., U.S.A.

Part No.	Grid No.	Part No.	Grid No.	Part No.	Grid No.	Part No.	Grid No.	Part No.	Grid No.	Part No.	Grid No.
26011-0009.....	F-13	35063-0028.....	E-7	41055-003.....	E-13	46092-1208.....	F-3	49116-1126.....	C-5	56040-1283.....	G-5
26011-1741.....	F-13	35063-0033-HN.....	E-4	41068-0003.....	C-14	46092-1217.....	F-5	49116-1190.....	C-11	56040-1325.....	G-5
26011-1755.....	C-7	35063-0042.....	E-9	41072-007.....	E-5	461K0500.....	C-10	49118-0001.....	B-8	56052-0060.....	G-6
26011-1802.....	F-13	35063-0043.....	E-9	41080-1483.....	C-14	480J2800.....	C-13	49118-0002.....	B-8	56052-0060.....	G-7
26011-1845.....	C-10	35063-0044.....	E-9	41080-1484.....	C-14	481J2400.....	E-6	49125-0003.....	C-11	56052-0061.....	G-6
26011-1847.....	F-13	35063-0045.....	E-9	41080-1534.....	F-4	481J3700.....	C-3	49125-0007.....	C-11	56052-0061.....	G-7
26012-1414.....	F-13	35063-0053.....	E-8	41080-1538.....	C-14	482J5000.....	B-8	51001-0013.....	F-7	56052-0102.....	G-7
26031-0011.....	F-13	35063-0064.....	E-8	410B0600.....	E-13	482J6000.....	C-7	51023-1406.....	F-7	56052-0103.....	G-6
27002-1086.....	F-13	35063-1253.....	E-8	410B0800.....	B-8	482L8000.....	F-9	51049-1128.....	F-7	56066-0237.....	G-7
27005-1267.....	F-14	39007-1307-HN.....	E-6	411B0500.....	G-3	49002-1097.....	B-3	510A4200.....	C-8	56066-0238.....	G-7
27008-1041.....	F-14	39007-1309-HN.....	E-6	411B0600.....	E-3	49006-1040.....	F-3	52005-1082.....	G-4	56066-0239.....	G-7
27008-1042.....	F-14	39007-1311-HN.....	E-6	411F0800.....	E-3	49006-1054.....	F-4	53004-0002.....	E-4	56066-0240.....	G-7
27008-1043.....	F-14	39007-1312-HN.....	E-6	411F0800.....	E-4	49006-1055.....	F-4	53004-0009.....	E-4	56066-0241.....	G-6
27008-1044.....	F-14	39012-1055.....	E-4	42036-1376.....	E-6	49006-1261.....	F-5	53066-0003-MA.....	F-8	56066-0242.....	G-6
27008-1132.....	F-14	39031-1070.....	C-3	42036-1378.....	E-14	49006-1292.....	B-5	54005-1217.....	F-9	56066-0243.....	G-6
27008-1133.....	F-14	39045-1072.....	B-14	43001-0011-HN.....	E-13	49006-1338.....	F-3	54005-1218.....	F-9	56066-0244.....	G-6
27008-1134.....	F-14	39060-0006.....	C-11	43015-1646.....	F-3	49006-1353.....	C-5	54010-0005.....	B-11	56070-0004.....	G-5
27008-1135.....	F-14	39062-0002.....	C-11	43020-1056.....	F-3	49006-1358.....	C-14	54010-1130.....	F-9	56070-0006.....	G-5
27010-1170.....	F-3	39062-1816.....	C-11	43022-1010.....	F-3	49016-1044.....	F-3	54010-1131.....	F-9	56070-1151.....	G-5
27010-1202.....	C-11	39062-1817.....	C-11	43026-1074.....	F-3	49016-1213.....	F-11	54012-0040.....	F-9	56070-1163.....	G-5
27010-1294.....	F-5	39062-1818.....	C-11	43028-1061.....	F-3	49019-1055.....	C-5	54017-1226.....	F-9	56070-1170.....	G-5
27010-1313.....	C-7	39062-1858.....	C-11	43028-1085.....	C-6	49019-1068.....	C-11	55020-0010-HN.....	F-10	56070-1179.....	G-5
27010-1346.....	C-11	39062-1920.....	C-11	43034-1016.....	F-3	49022-0004.....	C-14	55020-0011.....	F-10	56070-1249.....	G-5
27010-1376.....	C-10	39062-1921.....	C-11	43041-1806-DJ.....	F-4	49022-1192.....	C-13	55020-0032.....	F-10	56070-1269.....	G-5
27010-1421.....	F-14	39062-1922.....	C-11	43041-1807-DJ.....	F-4	49022-1193.....	C-13	55020-0033.....	E-7	56070-1271.....	G-5
27010-1494.....	E-13	39062-1923.....	C-11	43044-1130.....	F-4	49030-1140.....	E-12	55020-1799-6Z.....	E-7	56070-1291.....	G-5
28012-1086.....	G-3	39062-1924.....	C-11	43044-1131.....	F-4	49030-1142.....	E-11	55020-1800-6Z.....	E-7	59011-0003.....	B-13
28012-1088.....	G-3	39074-0001.....	F-5	43048-1083.....	F-4	49031-1060.....	F-8	55020-1802.....	F-10	59026-1159.....	C-8
311H0500.....	G-3	39075-1062.....	F-5	43049-1059.....	F-4	49040-1080.....	F-7	55020-1810-HN.....	F-10	59041-0001.....	C-11
312C0600.....	F-6	39076-1076.....	C-10	43049-1088.....	F-5	49047-1104.....	B-11	550D1210.....	E-13	59071-3717.....	F-7
32033-1535.....	C-7	39111-1180.....	E-3	43049-1090.....	F-4	49048-1087.....	B-12	550D2015.....	E-13	59256-1069.....	C-11
32046-0006.....	E-4	39112-1087.....	E-3	43049-1103.....	F-7	49048-1088.....	B-12	550D2015.....	E-3	59266-0001.....	E-3
32085-1437.....	F-4	39112-1088.....	E-3	43056-1054.....	F-4	49048-1089.....	B-12	550D2518.....	E-3	59266-1011.....	E-6
32085-1517.....	F-4	39114-0001.....	E-3	43057-003.....	F-4	49048-1090.....	B-12	550D3025.....	E-6	59266-1139.....	E-6
32097-0002.....	E-4	39145-1135.....	B-14	43067-001.....	F-3	49048-1091.....	B-12	550D3030.....	E-11	59301-1070.....	B-12
320H1000.....	E-3	39152-1088.....	B-12	43078-0004.....	C-11	49048-1092.....	B-12	550D4025.....	E-12	59302-0001.....	B-13
32153-1189.....	C-7	39186-0003.....	E-6	43082-1255.....	F-4	49048-1093.....	B-12	551A0408.....	C-12	59302-0002.....	B-13
32160-1800-HN.....	E-3	39186-0004.....	E-6	43082-1273.....	F-4	49048-1094.....	B-12	551A0408.....	C-7	59302-1106.....	B-12
32190-1315-HN.....	E-4	39192-1132.....	B-3	43084-003.....	F-4	49048-1095.....	B-12	554A0600.....	E-8	59441-1173-6D.....	F-5
32190-1316-HN.....	E-4	39192-1133.....	B-3	43095-0030.....	F-3	49050-1081.....	B-12	56007-0001.....	G-4	600A1000.....	B-11
321H1200.....	E-6	39193-1052.....	C-7	45014-0004-CC.....	E-14	49054-1055.....	C-11	56008-1007.....	G-4	601A6000.....	C-3
33001-1585.....	E-5	39193-1053.....	C-7	45014-0004-EH.....	E-14	49063-1055.....	C-11	56030-0018.....	G-5	601A6004.....	C-3
33032-1197.....	E-5	39193-1054.....	C-7	45014-0005-CC.....	E-14	49065-1086.....	C-7	56033-0001.....	G-5	601A6011.....	D-3
33032-1200.....	E-5	41009-0006.....	E-10	45014-0005-EH.....	E-14	49074-1055.....	B-13	56033-0002.....	G-5	601A6304.....	C-3
34028-1535-HN.....	E-7	41009-0007.....	E-10	46003-0001-5A.....	F-5	49078-1073.....	B-7	56033-0021.....	C-3	601B6206.....	C-13
35004-0014-268.....	E-8	41025-0002.....	E-10	46012-1168.....	F-5	49085-1067.....	C-11	56033-0023.....	G-5	670B2016.....	B-3
35004-0014-6W.....	E-8	41025-0003.....	E-10	46019-1122.....	F-5	49093-1076.....	B-12	56033-1263.....	G-5	670B2016.....	E-5
35023-0010-268.....	E-9	41046-1101.....	C-13	46075-1210.....	F-5	49094-0001.....	B-13	56040-1261.....	G-5	670B2020.....	C-12
35023-0010-6W.....	E-9	41046-1102.....	C-13	46076-1258.....	F-5	49106-1293.....	B-6	56040-1276.....	G-5	670D1505.....	C-7
35063-0027.....	E-7	41053-1099.....	E-5	46091-1848.....	F-5	49107-1226.....	B-6	56040-1280.....	G-5	670D1507.....	C-7

This catalog covers:
'04 KSV700-A1

GRID NO.

O-13

This grid covers:

Part Number Index

Kawasaki Motors Corp., U.S.A.

Part No.	Grid No.	Part No.	Grid No.	Part No.	Grid No.	Part No.	Grid No.	Part No.	Grid No.	Part No.	Grid No.
670D1509.....	B-7	92015-1229.....	E-5	92028-1961.....	B-9	92045-1403.....	C-4	92057-1537.....	B-8	92075-209.....	C-11
670D2014.....	C-4	92015-1233.....	F-3	92028-1962.....	B-9	92045-1427.....	E-5	92057-1538.....	C-7	92075-261.....	F-10
670D2016.....	C-7	92015-1259.....	C-5	92028-1963.....	B-9	92045-3705.....	E-11	92059-1736.....	C-5	92077-1129.....	F-8
671D2530.....	B-13	92015-1311.....	B-9	92028-1975.....	B-12	92045-3721.....	E-11	92063-1013.....	C-6	92081-112.....	C-7
671D2550.....	B-13	92015-1410.....	E-13	92028-1986.....	F-5	92046-1046.....	E-6	92063-1014.....	C-6	92081-1358.....	F-5
671D2585.....	C-13	92015-1428.....	E-6	92033-1037.....	B-10	92046-1118.....	C-3	92063-1015.....	C-6	92081-1565.....	E-13
671D2585.....	D-3	92015-1433.....	B-8	92033-1039.....	B-8	92046-1143.....	C-3	92063-1016.....	C-6	92081-1620.....	C-5
702A07035.....	C-4	92015-1476.....	C-10	92033-1207.....	B-4	92046-1239.....	E-14	92063-1017.....	C-6	92081-1621.....	C-5
92001-1693.....	E-14	92015-1596.....	F-5	92033-1262.....	E-6	92046-1277.....	C-3	92063-1075.....	C-6	92081-1622.....	C-5
92001-1703.....	B-5	92015-1597.....	E-14	92033-1317.....	B-13	92046-1278.....	B-10	92063-1076.....	C-6	92081-1896.....	F-11
92001-1728.....	F-3	92015-1603.....	E-7	92033-1320.....	C-13	92046-1279.....	B-10	92064-1232.....	C-6	92093-0007.....	F-7
92001-1980.....	B-9	92015-1603.....	F-8	92037-093.....	F-7	92048-1090.....	C-10	92065-023.....	C-14	92093-1046.....	C-6
92001-1998.....	C-5	92015-1617.....	E-14	92037-093.....	F-9	92049-0012.....	C-14	92065-058.....	B-11	92093-1247.....	E-4
92002-1250.....	E-3	92015-1678.....	E-8	92037-1104.....	C-14	92049-0013.....	C-14	92065-097.....	C-3	92093-1522.....	B-5
92002-1323.....	F-3	92015-1678.....	F-12	92037-1163.....	F-13	92049-1030.....	E-5	92066-0011.....	C-4	92093-1569.....	B-5
92002-1349.....	E-3	92015-1765.....	E-11	92037-1201.....	C-5	92049-1108.....	E-14	92066-0012.....	C-4	92093-1570.....	B-5
92002-1840.....	E-14	92015-1829.....	F-5	92037-1460.....	B-5	92049-1218.....	B-7	92066-1174.....	C-3	92104-002.....	G-4
92002-1888.....	F-3	92015-1962.....	E-3	92037-1461.....	F-7	92049-1223.....	E-6	92066-1211.....	B-5	92107-005.....	G-4
92002-1894.....	F-3	92016-061.....	B-7	92037-147.....	B-5	92049-1228.....	C-4	92066-1220.....	E-3	92107-1053.....	G-4
92004-1217.....	B-3	92019-008.....	B-12	92037-147.....	C-11	92049-1452.....	C-3	92066-1220.....	E-4	92110-1116.....	G-4
92005-1112.....	C-5	92022-1065.....	E-6	92037-147.....	C-4	92049-1528.....	B-13	92066-1289.....	B-3	92110-1129.....	G-4
92005-1337.....	C-11	92022-1132.....	C-10	92037-1505.....	B-5	92049-1529.....	C-13	92066-1303.....	C-14	92110-1140.....	G-4
92005-1369.....	C-4	92022-125.....	F-11	92037-1505.....	C-5	92049-1537.....	E-5	92066-1534.....	E-5	92110-1152.....	G-4
92005-1374.....	C-5	92022-125.....	F-8	92037-1505.....	F-7	92049-1538.....	E-5	92066-1550.....	F-5	92110-1153.....	G-4
92005-1376.....	C-5	92022-1380.....	C-5	92037-1539.....	C-5	92049-1575.....	C-3	92066-1580.....	B-14	92110-1173.....	G-4
92005-1385.....	C-5	92022-1458.....	C-10	92037-1589.....	C-11	92049-1576.....	C-4	92068-006.....	B-3	92116-1001.....	E-5
92005-1387.....	B-14	92022-1582.....	E-13	92037-1610.....	C-5	92049-1578.....	F-5	92069-063.....	F-12	92122-1209.....	B-13
92009-1435.....	F-5	92022-1690.....	E-13	92037-1730.....	C-3	92049-1611.....	E-3	92069-114.....	F-11	92140-1064.....	C-14
92009-1458.....	F-3	92022-1720.....	B-3	92037-1860.....	C-3	92049-1612.....	E-11	92070-1209.....	C-9	92143-1057.....	F-8
92009-1549.....	C-6	92022-1837.....	F-5	92039-1229.....	E-8	92049-1613.....	E-11	92071-0008.....	E-9	92143-1087.....	B-14
92009-1551.....	C-6	92022-1838.....	F-5	92039-3763.....	G-5	92055-0004.....	C-14	92071-1128.....	F-13	92143-1087.....	E-7
92009-1621.....	B-5	92022-1943.....	E-13	92043-076.....	C-7	92055-086.....	B-8	92071-1131.....	E-8	92143-1087.....	E-8
92009-1621.....	C-11	92022-304.....	B-4	92043-1013.....	E-13	92055-1136.....	C-14	92072-0006.....	E-4	92143-1087.....	E-9
92009-1621.....	E-7	92022-304.....	C-11	92043-1263.....	B-12	92055-1136.....	C-3	92072-030.....	E-4	92143-1087.....	F-12
92009-1621.....	E-8	92022-3742.....	E-3	92043-1263.....	B-3	92055-1136.....	C-4	92072-030.....	F-13	92143-1087.....	F-8
92009-1621.....	F-12	92026-1415.....	B-10	92043-1263.....	C-4	92055-1146.....	C-4	92072-030.....	F-9	92143-1353.....	B-14
92009-1621.....	F-8	92026-1565.....	B-13	92043-1356.....	F-4	92055-1215.....	C-8	92072-056.....	C-14	92143-1353.....	C-12
92009-1654.....	F-11	92026-1568.....	B-10	92043-1506.....	C-3	92055-1276.....	C-10	92072-1197.....	B-14	92143-1857.....	C-7
92009-1664.....	F-11	92026-1569.....	B-13	92043-1567.....	E-5	92055-1279.....	C-11	92072-1226.....	E-4	92145-0021.....	B-12
92009-1667.....	C-13	92026-1570.....	B-13	92043-1617.....	C-14	92055-1279.....	C-4	92072-1239.....	E-4	92145-0097.....	C-6
92009-1667.....	C-14	92026-1603.....	B-12	92043-1688.....	B-12	92055-1295.....	B-3	92072-1239.....	F-13	92145-1227.....	C-6
92009-1641.....	F-5	92026-1617.....	B-13	92043-4009.....	B-3	92055-1370.....	C-10	92072-1239.....	F-9	92145-1260.....	F-4
92009-1897.....	F-14	92026-1629.....	B-10	92043-4009.....	B-4	92055-1381.....	C-10	92072-1438.....	F-7	92145-1297.....	B-11
92009-1914.....	C-13	92026-1630.....	B-10	92045-0012.....	C-3	92055-1589.....	C-6	92075-1123.....	B-14	92145-1298.....	C-13
92009-1936.....	E-5	92027-1166.....	E-4	92045-1190.....	C-13	92055-1630.....	B-14	92075-1435.....	E-8	92145-1299.....	B-11
92009-1959.....	F-5	92027-1354.....	E-4	92045-1190.....	C-3	92055-1632.....	C-4	92075-157.....	F-10	92145-1300.....	C-14
92013-009.....	B-7	92027-162.....	F-11	92045-1207.....	C-13	92055-1644.....	B-3	92075-1690.....	F-11	92145-1303.....	B-8
92015-1094.....	F-11	92027-1817.....	E-3	92045-1246.....	C-4	92055-1664.....	F-7	92075-1787.....	E-4	92145-1313.....	E-5
92015-1174.....	E-3	92027-1847.....	F-7	92045-1389.....	C-3	92055-2064.....	C-4	92075-1787.....	F-7	92145-1346.....	F-11
92015-1193.....	B-11	92027-1964.....	F-12	92045-1391.....	C-14	92057-1536.....	B-8	92075-1853.....	C-5	92145-1354.....	F-4

This catalog covers:
'04 KSV700-A1

GRID NO.

O-14

This grid covers:

Part Number Index

Kawasaki Motors Corp., U.S.A.

Part No.	Grid No.	Part No.	Grid No.	Part No.	Grid No.	Part No.	Grid No.	Part No.	Grid No.	Part No.	Grid No.
92145-1392.....	F-5	92153-1052.....	B-5	92172-0062.....	F-8	92200-1558.....	F-5				
92145-1450.....	C-6	92153-1068.....	C-5	92172-0063.....	F-11	92200-1559.....	F-5				
92145-1462.....	B-13	92153-1200.....	B-8	92172-0078.....	F-5	92200-1578.....	F-8				
92145-1534.....	E-13	92153-1200.....	C-7	92172-1061.....	F-12	92200-1595.....	E-10				
92145-1553.....	C-14	92153-1272.....	E-4	92180-1307.....	C-13	92200-1634.....	B-12				
92150-1243.....	C-10	92160-1007.....	C-12	92180-1308.....	C-13	92210-0012.....	F-11				
92150-1302.....	B-3	92160-1053.....	F-12	92180-1309.....	C-13	92210-0081.....	F-11				
92150-1384.....	E-6	92160-1451.....	C-12	92180-1310.....	C-13	92210-0085.....	C-12				
92150-1420.....	F-5	92160-1594.....	B-5	92180-1311.....	C-13	92210-0086.....	C-12				
92150-1719.....	E-14	92160-1990.....	B-6	92180-1312.....	C-13	92210-1109.....	F-14				
92150-1771.....	F-4	92161-0027.....	F-7	92180-1313.....	C-13	92210-1150.....	E-4				
92150-1987.....	C-8	92161-0048.....	E-4	92180-1314.....	C-13	92210-1242.....	B-6				
92151-1209.....	B-3	92161-0059.....	F-8	92180-1349.....	C-13	92210-1294.....	C-13				
92151-1305.....	B-5	92161-0060.....	F-8	92180-1350.....	C-13	92210-1294.....	D-3				
92151-1392.....	E-11	92161-0061.....	F-8	92180-1351.....	C-13	92210-1325.....	E-10				
92151-1392.....	E-12	92161-1160.....	E-8	92180-1352.....	C-13	92210-1367.....	B-13				
92151-1393.....	B-12	92170-1491.....	C-12	92180-1417.....	C-14	92210-1381.....	E-12				
92151-1413.....	E-14	92170-1492.....	C-12	92180-1418.....	C-14	92210-1385.....	E-3				
92151-1686.....	B-14	92170-1492.....	C-5	92180-1419.....	C-14	92210-1386.....	E-3				
92151-1687.....	B-11	92170-1493.....	C-12	92180-1420.....	D-3						
92151-1688.....	C-13	92170-1497.....	C-12	92180-1421.....	D-3						
92151-1689.....	C-3	92170-1514.....	B-5	92180-1422.....	D-3						
92151-1699.....	B-11	92170-1514.....	C-12	92180-1423.....	D-3						
92151-1781.....	C-7	92170-1514.....	C-8	92180-1424.....	D-3						
92151-1793.....	F-4	92170-1722.....	B-3	92180-1425.....	D-3						
92151-1909.....	C-14	92170-1763.....	B-14	92180-1426.....	D-3						
92151-1917.....	B-3	92170-1763.....	C-14	92180-1427.....	D-3						
92151-1944.....	B-6	92170-1764.....	B-14	92180-1428.....	D-3						
92152-0061.....	E-4	92170-1764.....	B-5	92191-0014.....	D-3						
92152-1152.....	B-6	92170-1925.....	C-8	92191-0017.....	C-5						
92152-1176.....	F-5	92170-2043.....	C-14	92191-0018.....	C-5						
92152-1240.....	E-5	92171-0066.....	E-3	92191-0034.....	F-7						
92152-1293.....	E-14	92171-0094.....	E-6	92191-1251.....	C-5						
92152-1332.....	B-14	92171-0095.....	E-6	92191-1449.....	C-3						
92152-1332.....	C-4	92171-1095.....	F-5	92191-1494.....	B-5						
92152-1346.....	F-8	92171-1230.....	F-9	92191-1531.....	B-5						
92152-1356.....	E-5	92171-1329.....	C-7	92191-1666.....	F-7						
92152-1455.....	E-6	92171-1330.....	B-6	92191-1672.....	C-5						
92152-1456.....	E-3	92171-1357.....	B-6	92191-1673.....	C-5						
92152-1461.....	E-11	92171-1383.....	C-14	92191-1674.....	C-5						
92152-1462.....	E-11	92171-1394.....	B-5	92191-1740.....	C-3						
92152-1463.....	E-11	92171-1423.....	F-13	92191-1773.....	F-7						
92152-1467.....	C-8	92171-1424.....	F-13	92192-0020.....	F-7						
92153-0361.....	F-7	92171-1522.....	B-5	92200-1171.....	E-11						
92153-0394.....	C-14	92171-1542.....	E-3	92200-1240.....	B-10						
92153-0395.....	C-14	92171-1543.....	E-3	92200-1251.....	G-5						
92153-0397.....	C-14	92171-1554.....	B-14	92200-1351.....	B-10						
92153-0408.....	E-4	92171-1559.....	F-13	92200-1504.....	B-12						
92153-0427.....	E-7	92172-0005.....	C-12	92200-1505.....	B-13						
92153-0456.....	C-12	92172-0058.....	B-11	92200-1508.....	B-7						