



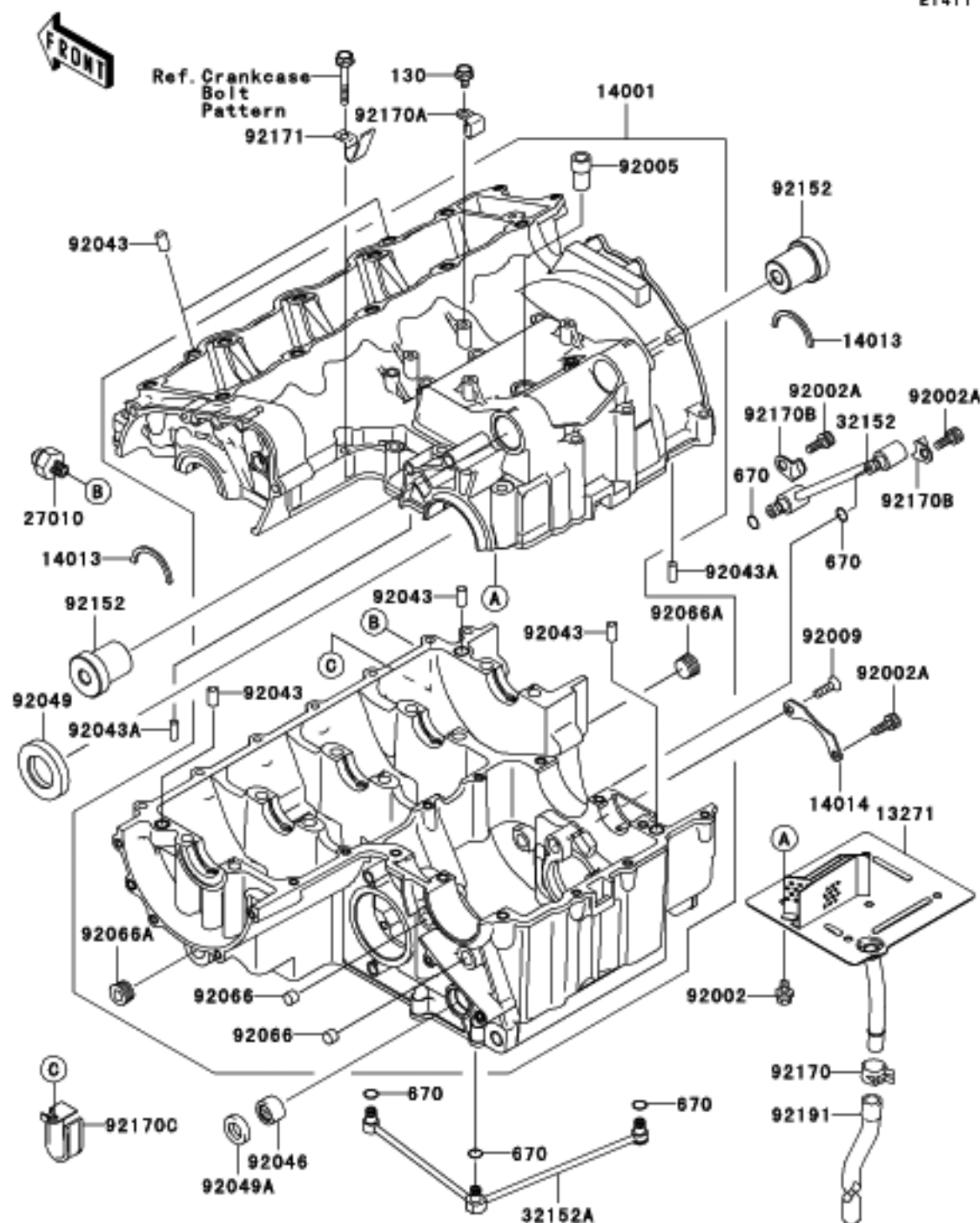
For further Models please visit www.fiche-man.com

Or

email sales@fiche-man.com

This CD is subject to Copyright and may only be distributed by the above Source

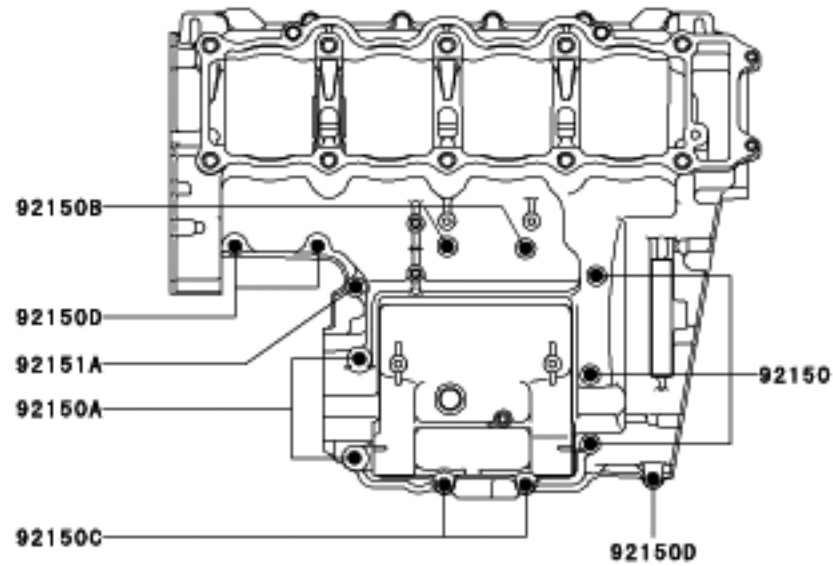
E1411



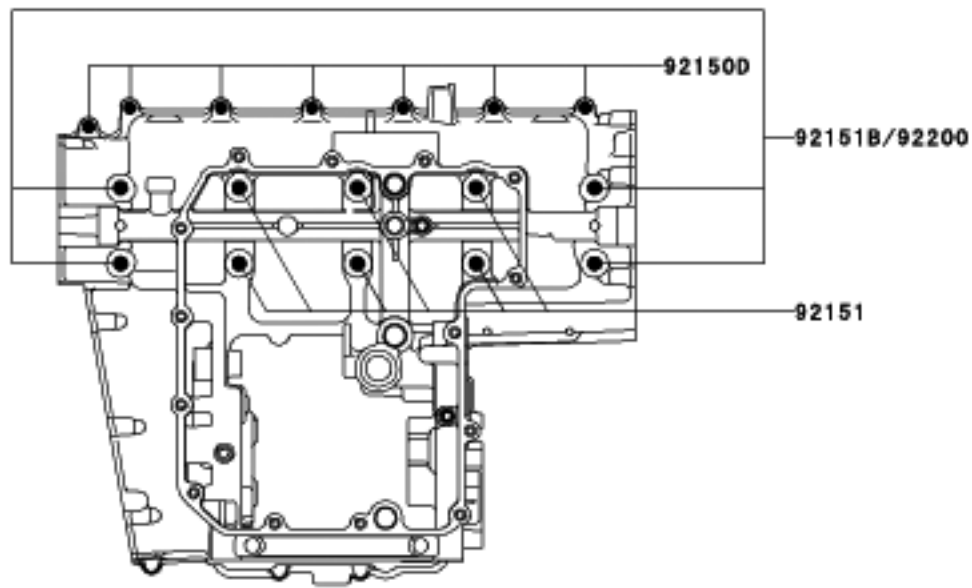
Ref #	Part #	INFO	Description	Qty	Spec Code
130	130Y0610	INFO	BOLT-FLANGED	1	
670	670D1505	INFO	O RING	5	
13271	13271-1511	INFO	PLATE,BREATHER	1	
14001	14001-1296	INFO	SET-CRANKCASE	1	
14013	14013-1051	INFO	RING-POSITION	2	
14014	14014-1140	INFO	PLATE-POSITION	1	
27010	27010-1313	INFO	SWITCH,OIL PRESSURE	1	
32152	32152-1545	INFO	PIPE,RH,L=76.8	1	
32152A	32152-1546	INFO	PIPE,L=137.2	1	
92002	92002-1449	INFO	BOLT,6X10	5	
92002A	92002-1778	INFO	BOLT,SOCKET,6X16	3	
92005	92005-1238	INFO	FITTING,BREATHER	1	
92009	92009-1360	INFO	SCREW,6X16	1	
92043	92043-1037	INFO	PIN,DOWEL,10X14	5	
92043A	92043-1690	INFO	PIN,6X16	2	
92046	92046-037	INFO	BEARING-NEEDLE,7E-HK1412	1	
92049	92049-1474	INFO	SEAL-OIL,JC32578	1	
92049A	92049-1520	INFO	SEAL-OIL,JC14245	1	
92066	92066-1110	INFO	PLUG	2	
92066A	92066-1262	INFO	PLUG,PT3/8X10	2	
92152	92152-1435	INFO	COLLAR,CRANKCASE	2	
92170	92170-1118	INFO	CLAMP	1	
92170A	92170-1577	INFO	CLAMP	1	
92170B	92170-1578	INFO	CLAMP	2	
92170C	92170-1911	INFO	CLAMP	1	
92171	92171-1238	INFO	CLAMP	1	
92191	92191-1757	INFO	TUBE,BREATHER	1	

E1412

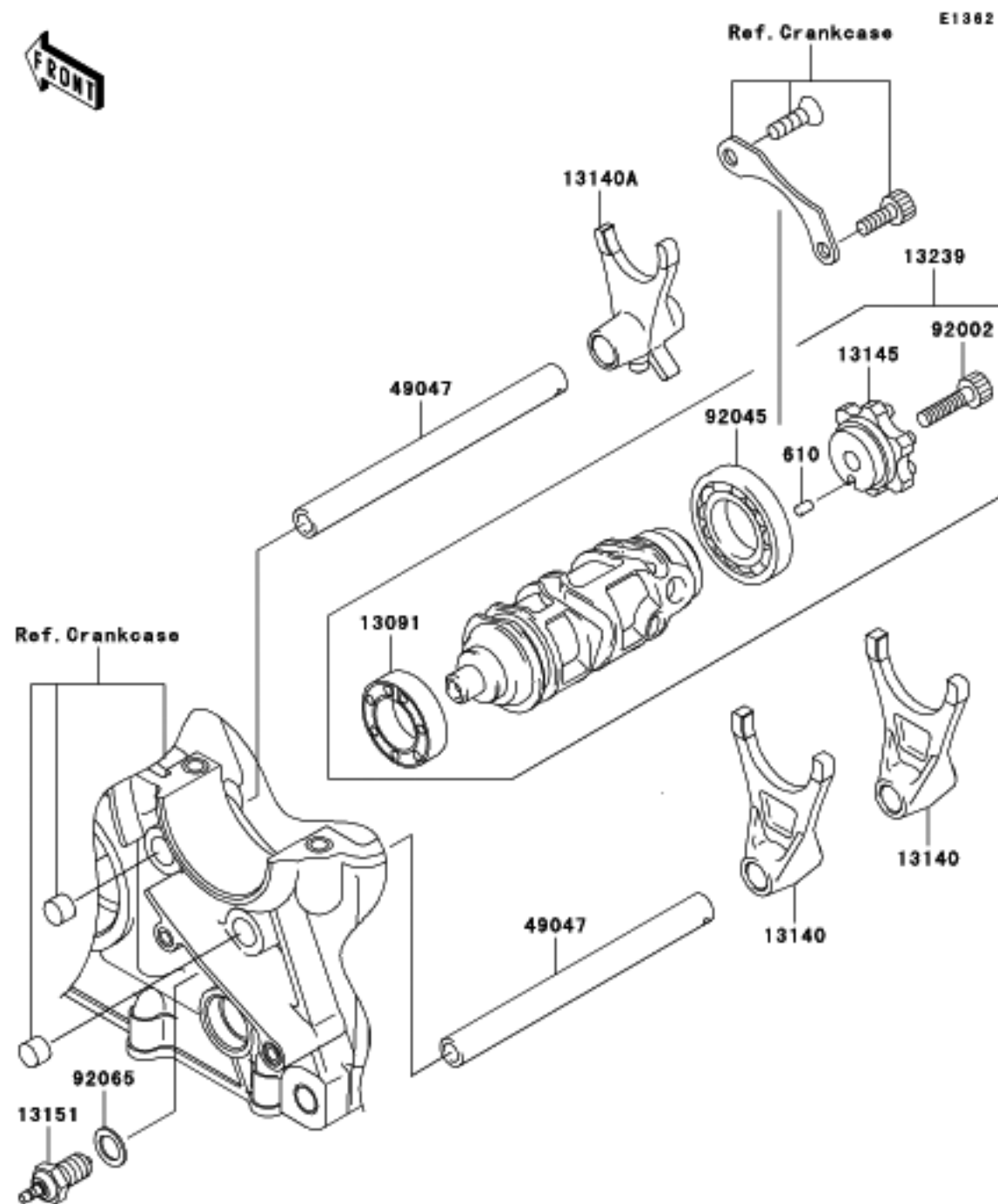
Upper Case



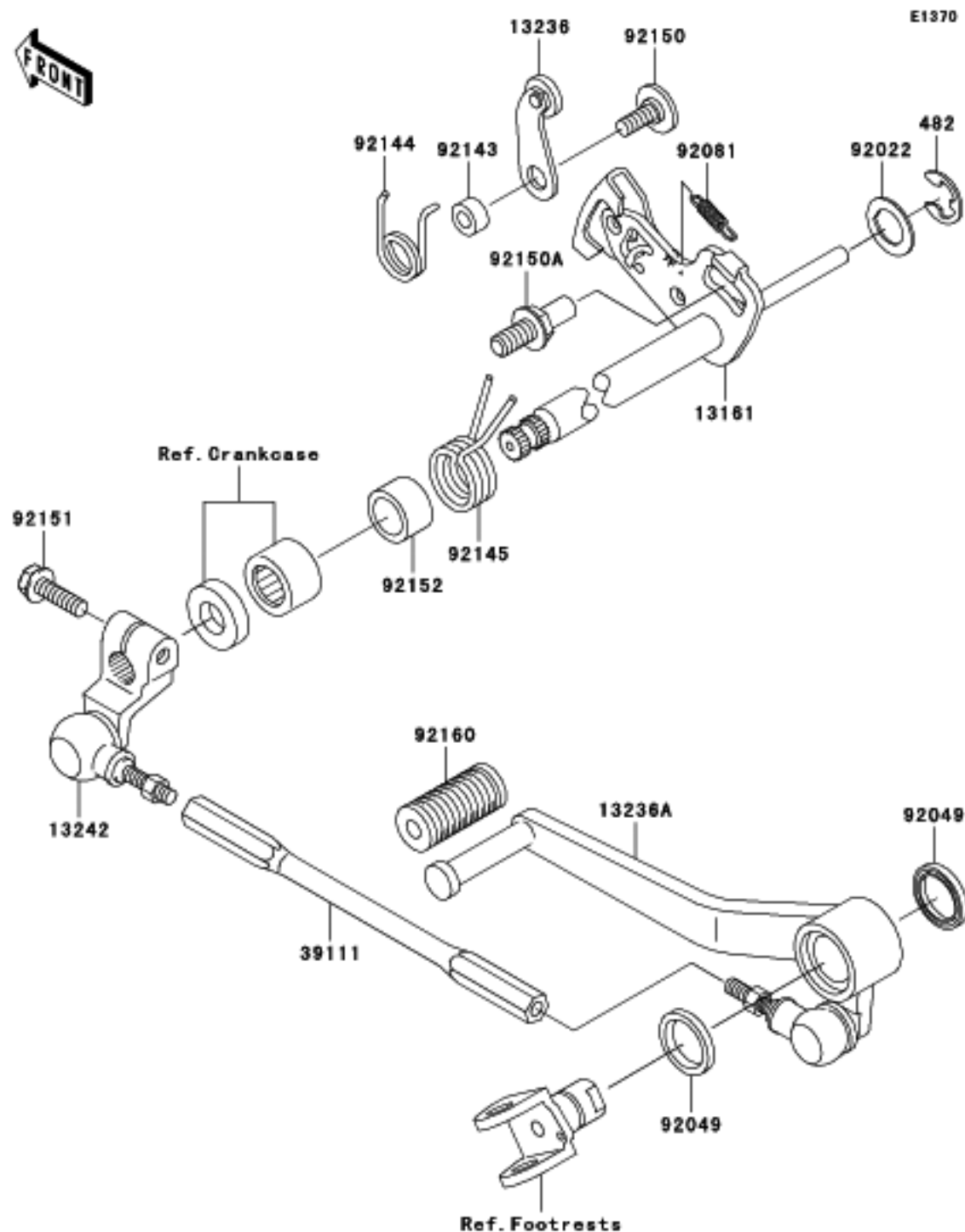
Lower Case



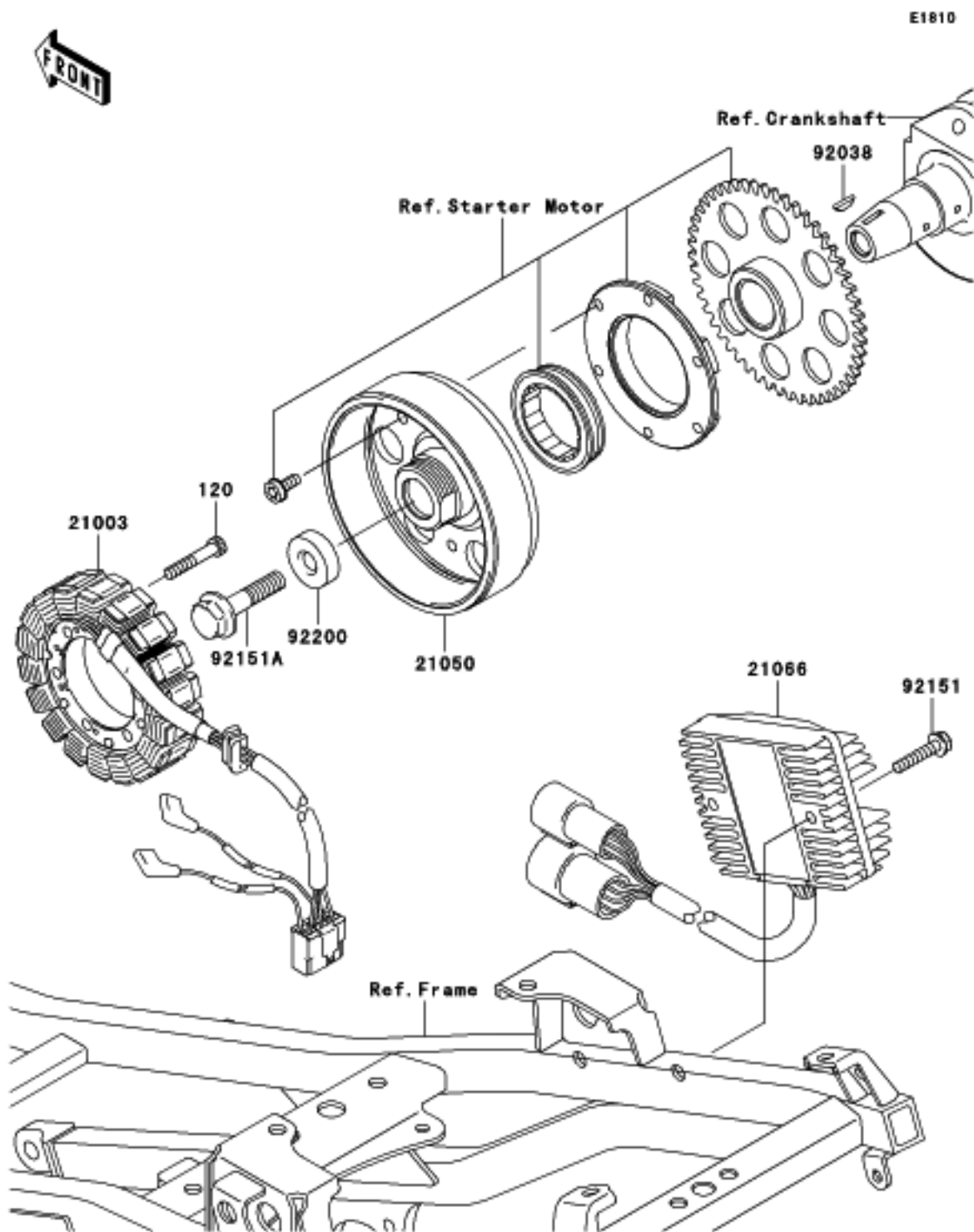
Ref #	Part #	INFO	Description	Qty	Spec Code
92150	92150-1251	INFO	BOLT,7X85	3	
92150A	92150-1483	INFO	BOLT,8X70	2	
92150B	92150-1548	INFO	BOLT,6X60	2	
92150C	92150-1622	INFO	BOLT,6X90	2	
92150D	92150-1794	INFO	BOLT,6X40	10	
92151	92151-1222	INFO	BOLT,9X81	6	
92151A	92151-1223	INFO	BOLT,7X50	1	
92151B	92151-1378	INFO	BOLT,9X95	4	
92200	92200-1426	INFO	WASHER	4	



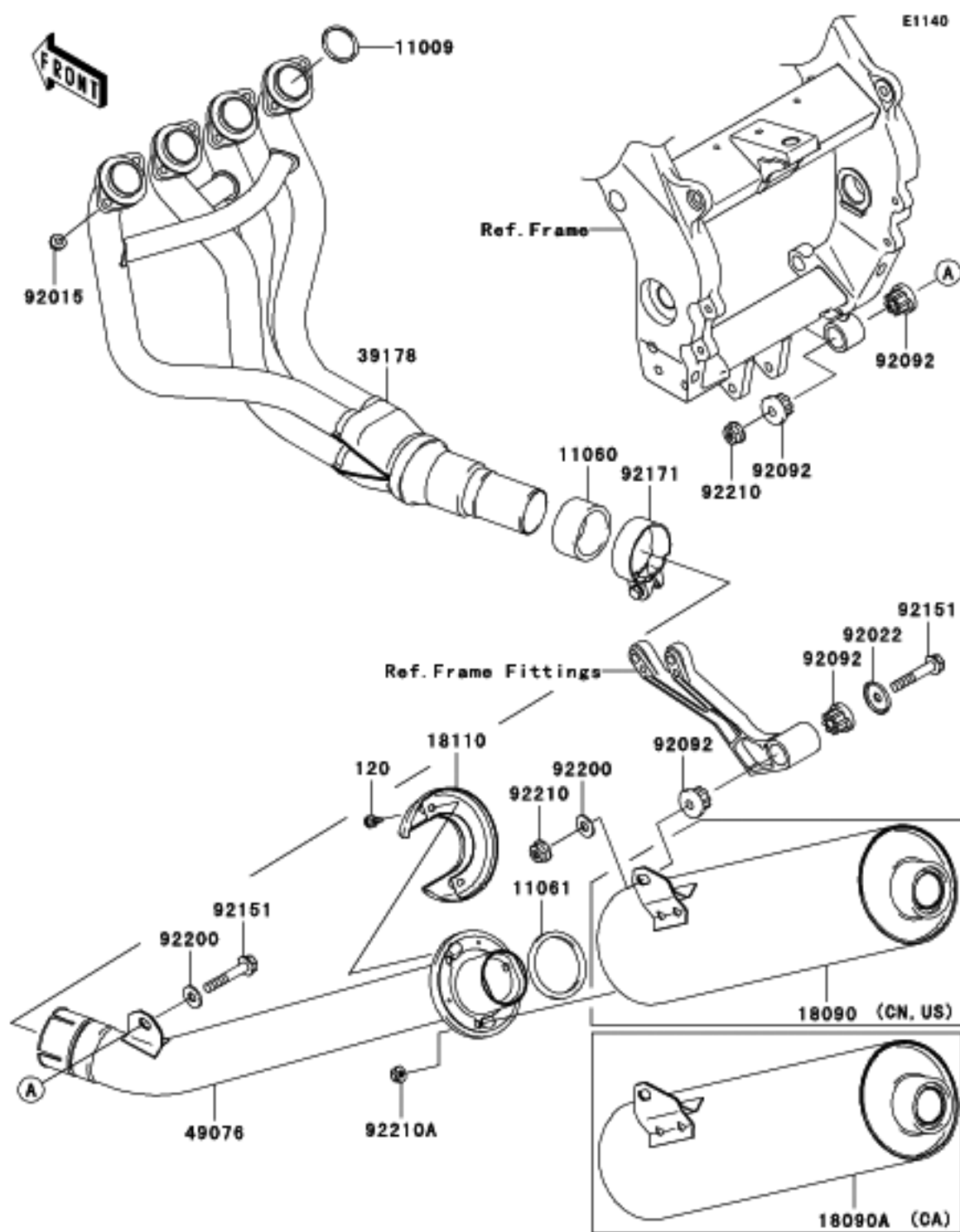
Ref #	Part #	INFO	Description	Qty	Spec Code
610	610A0406	INFO	ROLLER,4X6	1	
13091	13091-1791	INFO	HOLDER	1	
13140	13140-1266	INFO	FORK-SHIFT,OUTPUT	2	
13140A	13140-1317	INFO	FORK-SHIFT,INPUT	1	
13145	13145-1082	INFO	CAM-CHANGE DRUM	1	
13151	13151-1085	INFO	SWITCH-COMP	1	
13239	13239-1209	INFO	DRUM-ASSY-CHANGE	1	
49047	49047-1106	INFO	ROD-SHIFT	2	
92002	92002-1696	INFO	BOLT,SOCKET,6X25	1	
92045	92045-1045	INFO	BEARING-BALL,16005(NTN)	1	
92065	92065-058	INFO	GASKET,10.5X16X1	1	



Ref #	Part #	INFO	Description	Qty	Spec Code
482	482J0200	INFO	CIRCLIP-TYPE-E,12MM	1	
13161	13161-1282	INFO	LEVER-COMP-CHANGE SHAFT	1	
13236	13236-1243	INFO	LEVER-COMP	1	
13236A	13236-1317	INFO	LEVER-COMP,CHANGE PEDAL	1	
13242	13242-1348	INFO	LEVER-ASSY-CHANGE,BOSS	1	
39111	39111-1157	INFO	ROD-TIE	1	
92022	92022-1628	INFO	WASHER,CHANGE SHAFT	1	
92049	92049-1492	INFO	SEAL-OIL	2	
92081	92081-1708	INFO	SPRING,PAWL,RETURN	1	
92143	92143-1595	INFO	COLLAR	1	
92144	92144-1856	INFO	SPRING	1	
92145	92145-1122	INFO	SPRING	1	
92150	92150-1737	INFO	BOLT,SOCKET,6X16	1	
92150A	92150-1869	INFO	BOLT,RETURN SPRING	1	
92151	92151-1226	INFO	BOLT,6X20	1	
92152	92152-1383	INFO	COLLAR	1	
92160	92160-1036	INFO	DAMPER,CHANGE PEDAL	1	

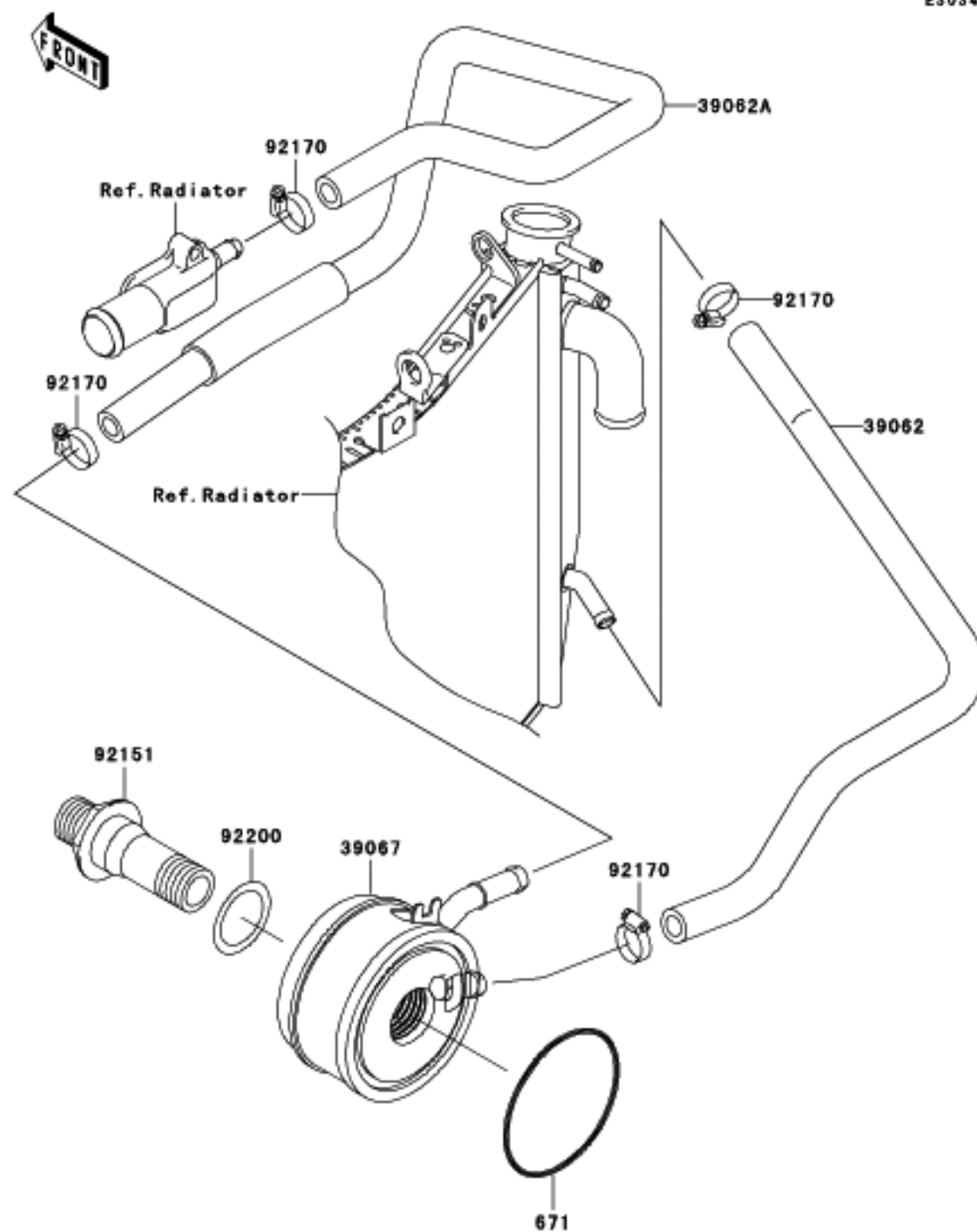


Ref #	Part #		Description	Qty	Spec Code
120	120P0635	INFO	BOLT-SOCKET,6X35	4	
21003	21003-1397	INFO	STATOR	1	
21050	21050-1186	INFO	FLYWHEEL	1	
21066	21066-1119	INFO	REGULATOR-VOLTAGE	1	
92038	92038-1060	INFO	KEY	1	
92151	92151-1228	INFO	BOLT,6X30	2	
92151A	92151-1230	INFO	BOLT,FLYWHEEL	1	
92200	92200-1241	INFO	WASHER	1	



Ref #	Part #	INFO	Description	Qty	Spec Code
120	120R0610	INFO	BOLT-SOCKET	2	
11009	11009-1840	INFO	GASKET, EXHAUST PIPE HOLDER	4	
11060	11060-1971	INFO	GASKET	1	
11061	11061-1107	INFO	GASKET	1	
18090	18090-1945	INFO	BODY-COMP-MUFFLER	1	[CN, US]
18090A	18090-1947	INFO	BODY-COMP-MUFFLER	1	[CA]
18110	18110-1168	INFO	BODY END-MUFFLER	1	
39178	39178-1340	INFO	MANIFOLD-COMP-EXHAUST	1	
49076	49076-1058	INFO	PIPE-ASSY-EXHAUST	1	
92015	92015-1402	INFO	NUT, 8MM	8	
92022	92022-289	INFO	WASHER	1	
92092	92092-1013	INFO	BUSHING-RUBBER, MUFFLER	4	
92151	92151-1771	INFO	BOLT, 10X57	2	
92171	92171-1194	INFO	CLAMP	1	
92200	92200-1377	INFO	WASHER, 10.5X25X2.0	2	
92210	92210-1102	INFO	NUT, 10MM	2	
92210A	92210-1114	INFO	NUT, 8MM	3	

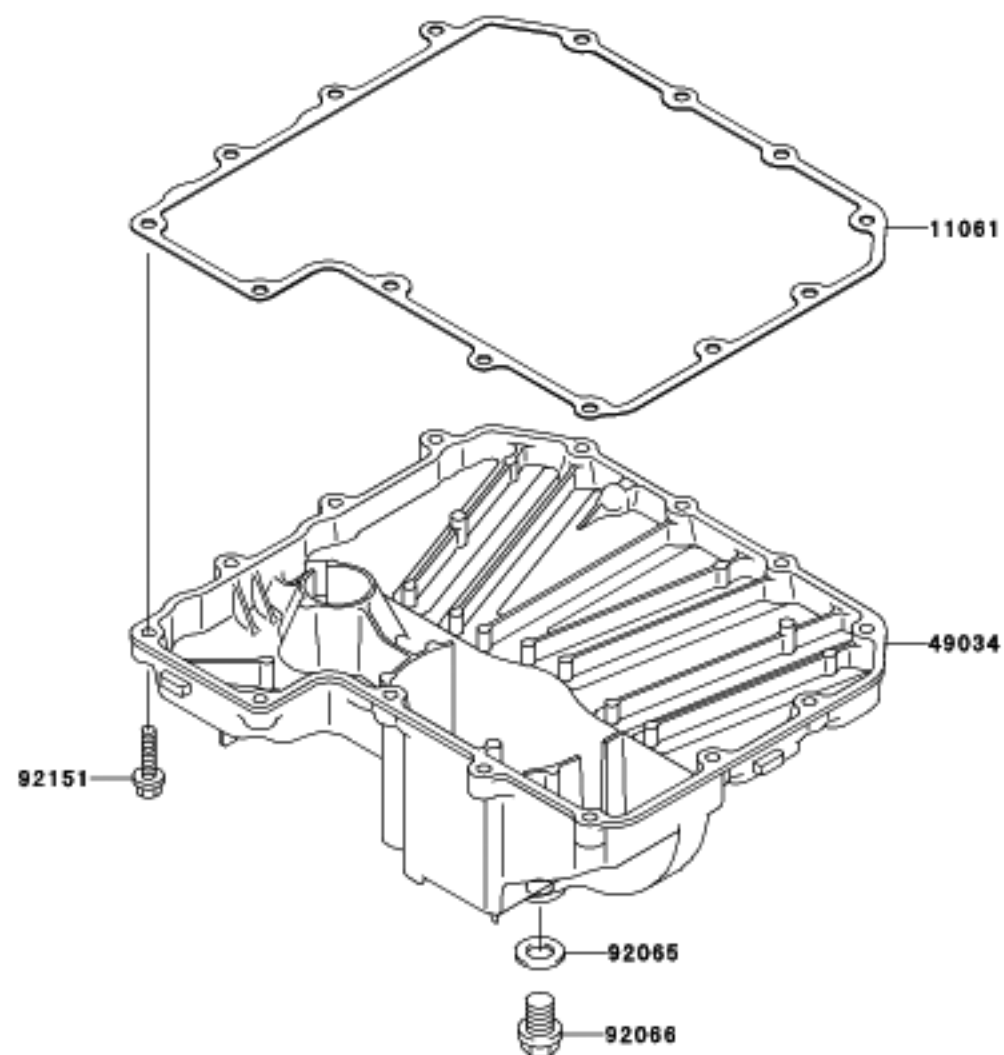
E3034

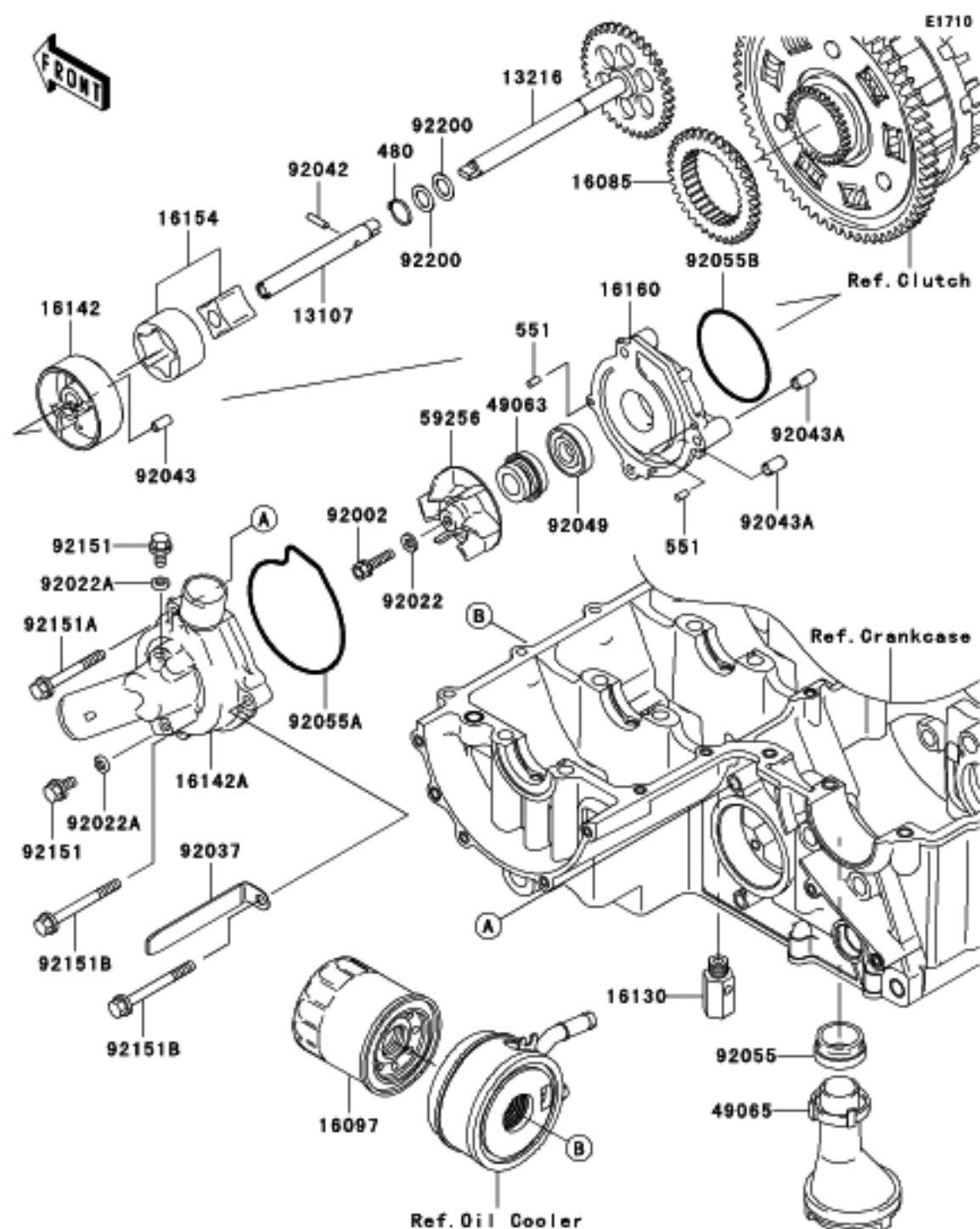


Ref #	Part #	Description	Qty	Spec Code
671	671B2565 <small>INFO</small>	O RING,65MM	1	
39062	39062-1720 <small>INFO</small>	HOSE-COOLING,PUMP-OIL COOLER	1	
39062A	39062-1721 <small>INFO</small>	HOSE-COOLING,FITTING-COOLER	1	
39067	39067-1067 <small>INFO</small>	COOLER-OIL	1	
92151	92151-1366 <small>INFO</small>	BOLT,OIL COOLER	1	
92170	92170-1287 <small>INFO</small>	CLAMP,COOLING HOSE	4	
92200	92200-1379 <small>INFO</small>	WASHER,OIL COOLER	1	

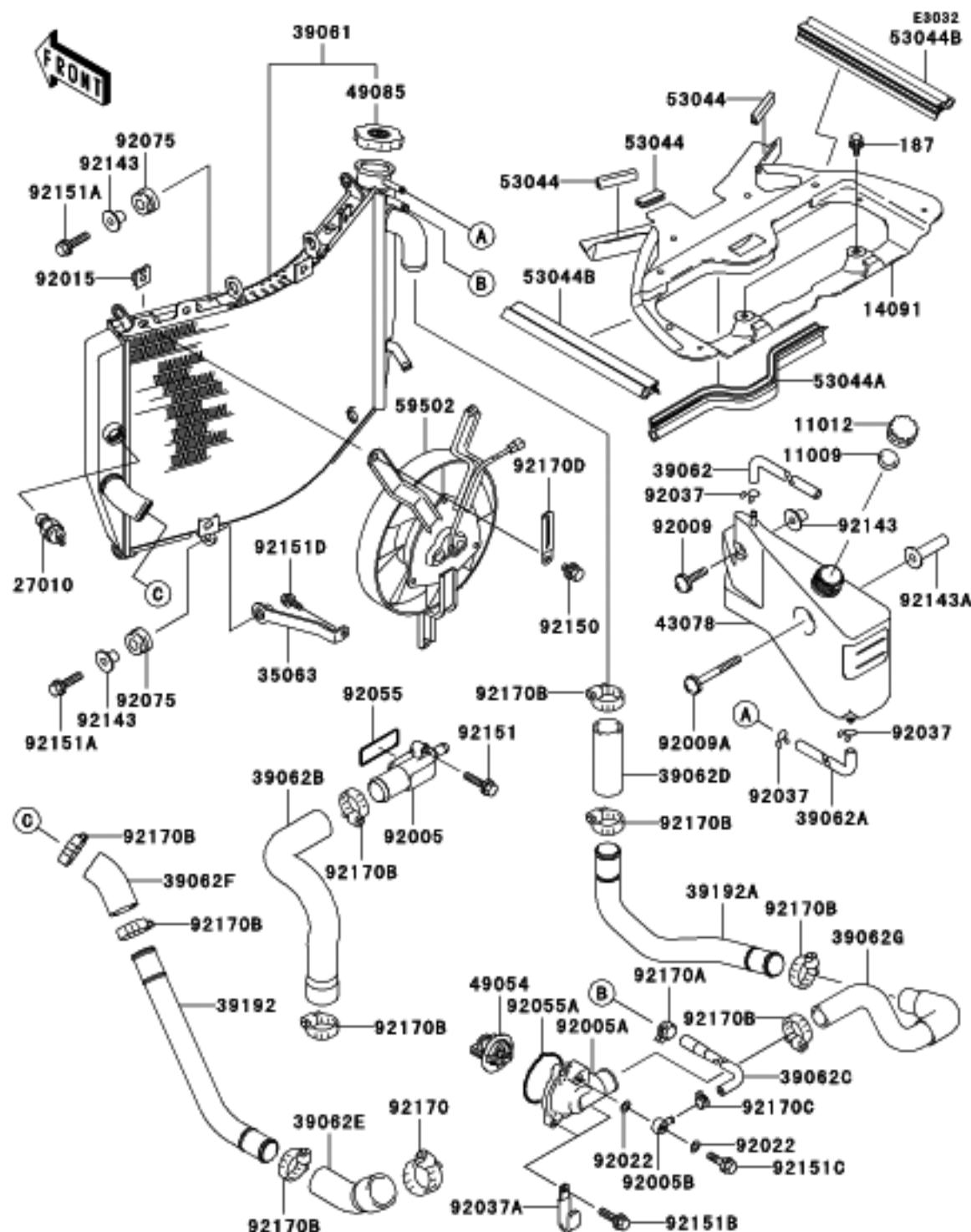
Ref #	Part #		Description	Qty	Spec Code
11061	11061-1143	INFO	GASKET,OIL PAN	1	
49034	49034-1144	INFO	PAN-OIL	1	
92065	92065-097	INFO	GASKET,12X22X2,DRAIN PLUG	1	
92066	92066-1174	INFO	PLUG,OIL DRAIN,12X15	1	
92151	92151-1225	INFO	BOLT,6X25	14	

E1434

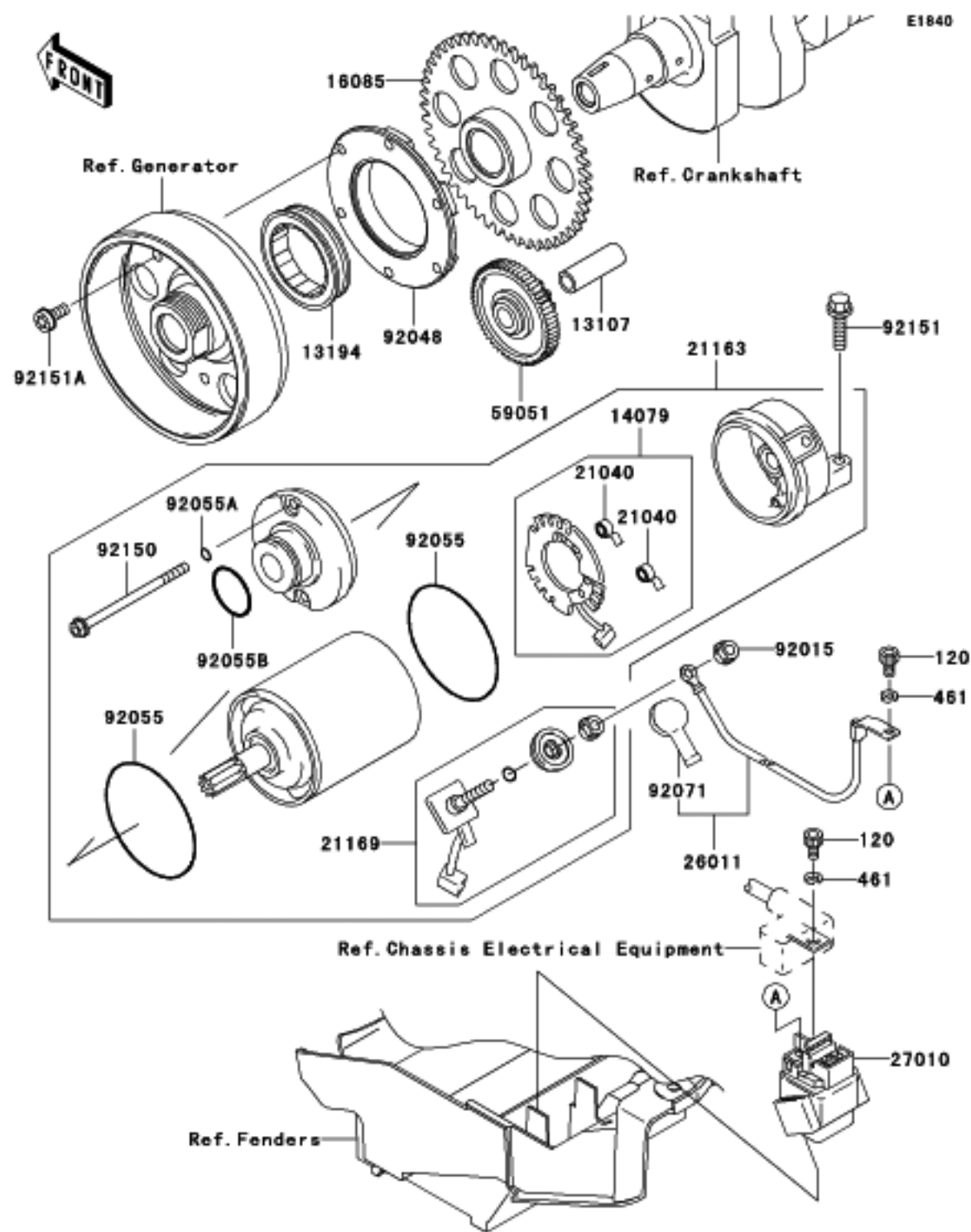




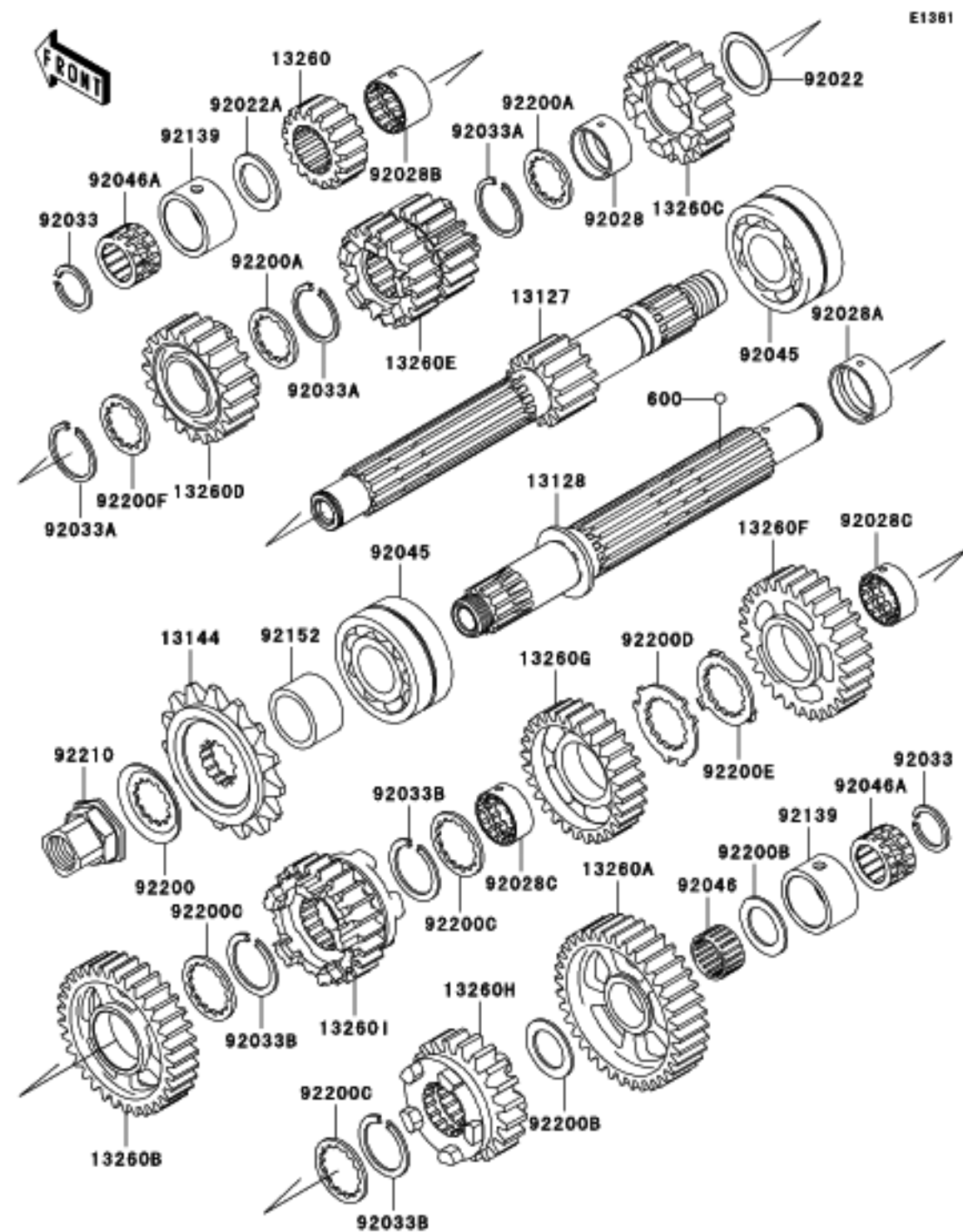
Ref #	Part #	INFO	Description	Qty	Spec Code
480	480J1100	INFO	CIRCLIP-TYPE-C,11MM	1	
551	551A0408	INFO	PIN-DOWEL,4X8	2	
13107	13107-1378	INFO	SHAFT,OIL PUMP	1	
13216	13216-1168	INFO	GEAR-COMP,OIL PUMP,37T	1	
16085	16085-1305	INFO	GEAR,OIL PUMP,37T	1	
16097	16097-1070	INFO	FILTER-ASSY-OIL	1	
16130	16130-1058	INFO	VALVE-ASSY-RELIEF	1	
16142	16142-1146	INFO	COVER-PUMP,OIL	1	
16142A	16142-1172	INFO	COVER-PUMP,WATER	1	
16154	16154-1115	INFO	ROTOR-PUMP	1	
16160	16160-1280	INFO	BODY,OIL PUMP	1	
49063	49063-1055	INFO	SEAL-MECHANICAL, WATER	1	
49065	49065-1078	INFO	FILTER-OIL	1	
59256	59256-1074	INFO	IMPELLER	1	
92002	92002-1154	INFO	BOLT,6X22	1	
92022	92022-077	INFO	WASHER,6.1X12X1	1	
92022A	92022-304	INFO	WASHER,6.2X11X1	2	
92037	92037-1679	INFO	CLAMP	1	
92042	92042-014	INFO	PIN,DOWEL,4X15.8	1	
92043	92043-1262	INFO	PIN,4.2X6X12	1	
92043A	92043-1263	INFO	PIN,6.2X8X14	2	
92049	92049-1336	INFO	SEAL-OIL,OIL PUMP	1	
92055	92055-1503	INFO	RING-O,OIL FILTER	1	
92055A	92055-1571	INFO	RING-O,WATER PUMP COVER	1	
92055B	92055-3018	INFO	RING-O	1	
92151	92151-1133	INFO	BOLT,6X12	2	
92151A	92151-1234	INFO	BOLT,6X50	1	
92151B	92151-1235	INFO	BOLT,6X60	2	
92200	92200-1009	INFO	WASHER	2	



Ref #	Part #	INFO	Description	Qty	Spec Code
11009	11009-1145	INFO	GASKET,RESERVOIR TANK CAP	1	
11012	11012-1084	INFO	CAP	1	
14091	14091-1502	INFO	COVER,SEAL	1	
27010	27010-1304	INFO	SWITCH,THERMOSTAT	1	
35063	35063-1211	INFO	STAY,RADIATOR	1	
39061	39061-1248	INFO	RADIATOR-ASSY	1	
39062	39062-1718	INFO	HOSE-COOLING,RESERVOIR	1	
39062A	39062-1719	INFO	HOSE-COOLING,RADIATOR-RESERVE	1	
39062B	39062-1724	INFO	HOSE-COOLING,PUMP-CYLINDER	1	
39062C	39062-1725	INFO	HOSE-COOLING,HEAD-RADIATOR	1	
39062D	39062-1727	INFO	HOSE-COOLING,RADIATOR-PIPE	1	
39062E	39062-1837	INFO	HOSE-COOLING,PIPE-PUMP	1	
39062F	39062-1838	INFO	HOSE-COOLING,RADIATOR-PIPE	1	
39062G	39062-1839	INFO	HOSE-COOLING,THERMOSTAT-PIPE	1	
39192	39192-1112	INFO	PIPE-WATER	1	
39192A	39192-1113	INFO	PIPE-WATER	1	
43078	43078-1160	INFO	RESERVOIR	1	
49054	49054-1067	INFO	THERMOSTAT	1	
49085	49085-1067	INFO	CAP-ASSY-PRESSURE	1	
53044	53044-1174	INFO	TRIM	3	
53044A	53044-1180	INFO	TRIM	1	
53044B	53044-1212	INFO	TRIM,INNER COVER,LH,UPP	2	
59502	59502-1125	INFO	FAN-ASSY	1	
92005	92005-1268	INFO	FITTING	1	
92005A	92005-1331	INFO	FITTING,THERMOSTAT CAP	1	
92005B	92005-1346	INFO	FITTING	1	
92009	92009-1465	INFO	SCREW,6X25	1	
92009A	92009-1754	INFO	SCREW,6X55	1	
92015	92015-1487	INFO	NUT	3	
92022	92022-304	INFO	WASHER,6.2X11X1	2	
92037	92037-147	INFO	CLAMP,TUBE	3	
92037A	92037-1993	INFO	CLAMP	2	
92055	92055-1402	INFO	RING-O	1	
92055A	92055-1572	INFO	RING-O,THERMOSTAT CAP	1	
92075	92075-1123	INFO	DAMPER,RUBBER	3	
92143	92143-1353	INFO	COLLAR	4	
92143A	92143-1428	INFO	COLLAR	1	
92150	92150-1186	INFO	BOLT,6X12	3	
92151	92151-1130	INFO	BOLT,6X25	2	
92151A	92151-1225	INFO	BOLT,6X25	3	
187	187C0614	INFO	BOLT-UPSET-WSP	2	
92151B	92151-1236	INFO	BOLT,6X22	3	
92151C	92151-1329	INFO	BOLT,BANJO,6X20	1	
92151D	92151-1774	INFO	BOLT,6X16	1	
92170	92170-1036	INFO	CLAMP	1	
92170A	92170-1201	INFO	CLAMP	1	
92170B	92170-1284	INFO	CLAMP,COOLING HOSE	9	
92170C	92170-1493	INFO	CLAMP	1	
92170D	92170-1514	INFO	CLAMP	1	



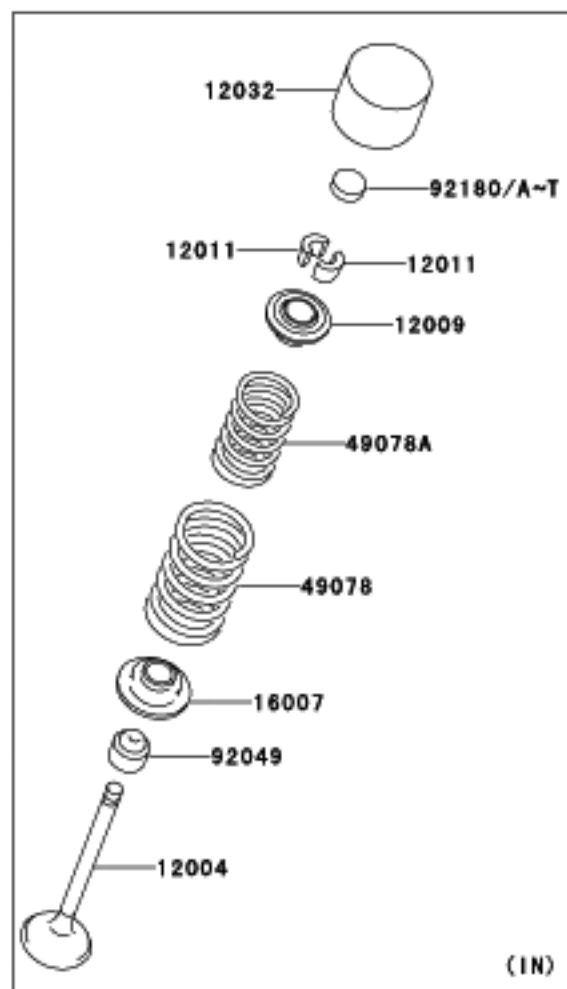
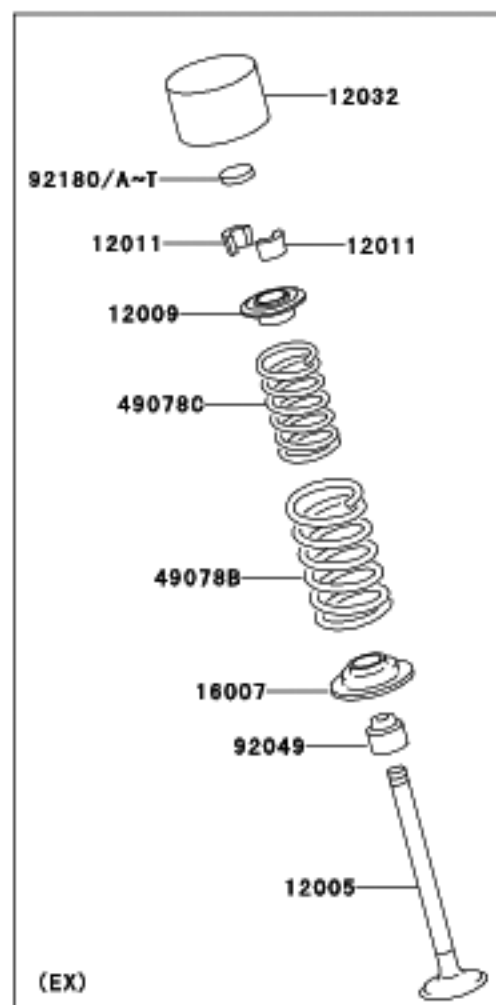
Ref #	Part #	Description	Qty	Spec Code
120	12050510 INFO	BOLT-SOCKET	2	
461	461K0500 INFO	WASHER-SPRING,5MM,BLACK	2	
13107	13107-1377 INFO	SHAFT,IDLER GEAR	1	
13194	13194-1096 INFO	CLUTCH-ONEWAY	1	
14079	14079-1082 INFO	HOLDER-ASSY,CARBON BRUSH	1	
16085	16085-1303 INFO	GEAR,CLUTCH ONEWAY	1	
21040	21040-1051 INFO	SPRING-BRUSH	2	
21163	21163-1288 INFO	STARTER-ELECTRIC	1	
21169	21169-1058 INFO	TERMINAL,STARTER	1	
26011	26011-1689 INFO	WIRE-LEAD,STARTER	1	
27010	27010-1380 INFO	SWITCH	1	
59051	59051-1343 INFO	GEAR-SPUR,IDLER	1	
92015	92015-1623 INFO	NUT	1	
92048	92048-1102 INFO	RACE,CLUTCH ONEWAY	1	
92055	92055-1260 INFO	RING-O,6.2MM	2	
92055A	92055-1261 INFO	RING-O,4.5MM	2	
92055B	92055-1262 INFO	RING-O,24.4MM	1	
92071	92071-1120 INFO	GROMMET,STARTER TERMINAL	1	
92150	92150-1237 INFO	BOLT	2	
92151	92151-1130 INFO	BOLT,6X25	2	
92151A	92151-1335 INFO	BOLT,6X14	6	



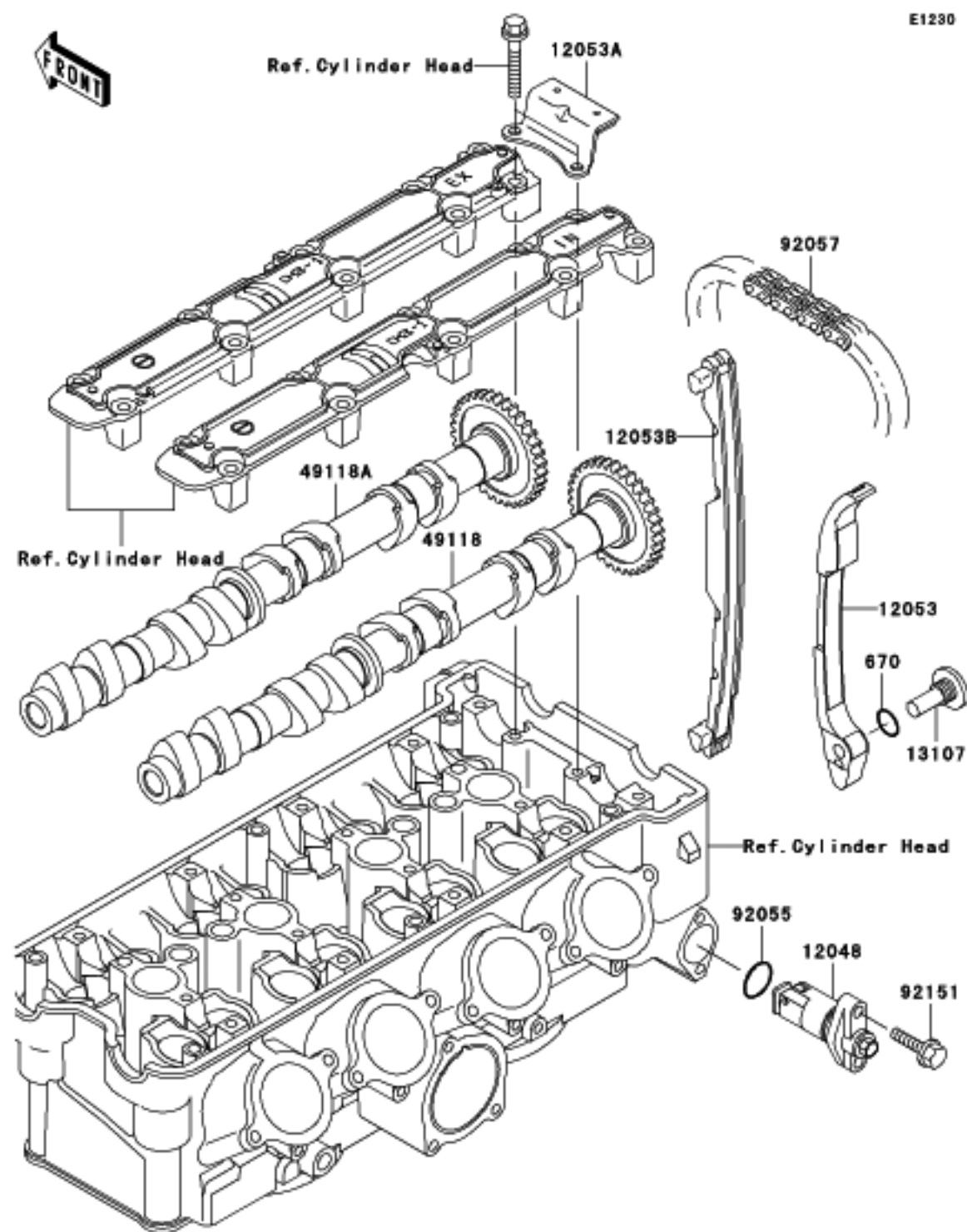
Ref #	Part #	Description	Qty	Spec Code
600	600A0500	BALL-STEEL, 5/32"	3	
13127	13127-1283	SHAFT-TRANSMISSION INPUT, 14T	1	
13128	13128-1241	SHAFT-TRANSMISSION OUTPUT	1	
13144	13144-1320	SPROCKET-OUTPUT, 16T	1	
13260	13260-1681	GEAR, INPUT 2ND, 17T	1	
13260A	13260-1685	GEAR, OUTPUT LOW, 36T	1	
13260B	13260-1686	GEAR, OUTPUT 2ND, 33T	1	
13260C	13260-1875	GEAR, INPUT 5TH, 20T	1	
13260D	13260-1876	GEAR, INPUT TOP, 21T	1	
13260E	13260-1879	GEAR, INPUT 3RD&4TH, 18T&21T	1	
13260F	13260-1880	GEAR, OUTPUT 3RD, 28T	1	
13260G	13260-1881	GEAR, OUTPUT 4TH, 28T	1	
13260H	13260-1882	GEAR, OUTPUT 5TH, 24T	1	
13260I	13260-1977	GEAR OUTPUT TOP 23T	1	
92022	92022-1109	WASHER, 25.3X33X1	1	
92022A	92022-112	WASHER, 20.5X30X1, STEEL	1	
92028	92028-1735	BUSHING, INPUT 5TH GEAR	1	
92028A	92028-1739	BUSHING, OUTPUT, 2ND	1	
92028B	92028-1915	BUSHING, INPUT TOP GEAR	1	
92028C	92028-1968	BUSHING, OUTPUT, 3RD&4TH	2	
92033	92033-015	RING-SNAP, 20MM	2	
92033A	92033-026	RING-SNAP, 24MM	3	
92033B	92033-1249	RING-SNAP, T=1.5	3	
92045	92045-1357	BEARING-BALL, DAC2557N5SH2	2	
92046	92046-1219	BEARING-NEEDLE, K20X24X13	1	
92046A	92046-1303	BEARING-NEEDLE, PK20X27X17X3	2	
92139	92139-1090	BUSHING, 27X34X18.6	2	
92152	92152-1218	COLLAR, SPROCKET	1	
92200	92200-1065	WASHER	1	
92200A	92200-1239	WASHER, INPUT TOP&5TH	2	
92200B	92200-1375	WASHER, 20.5X31X1.5	2	
92200C	92200-1457	WASHER, T=2.0	3	
92200D	92200-1522	WASHER, OUTPUT 4TH	1	
92200E	92200-1523	WASHER, OUTPUT 3RD	1	
92200F	92200-1524	WASHER, INPUT	1	
92210	92210-1098	NUT, SPROCKET	1	



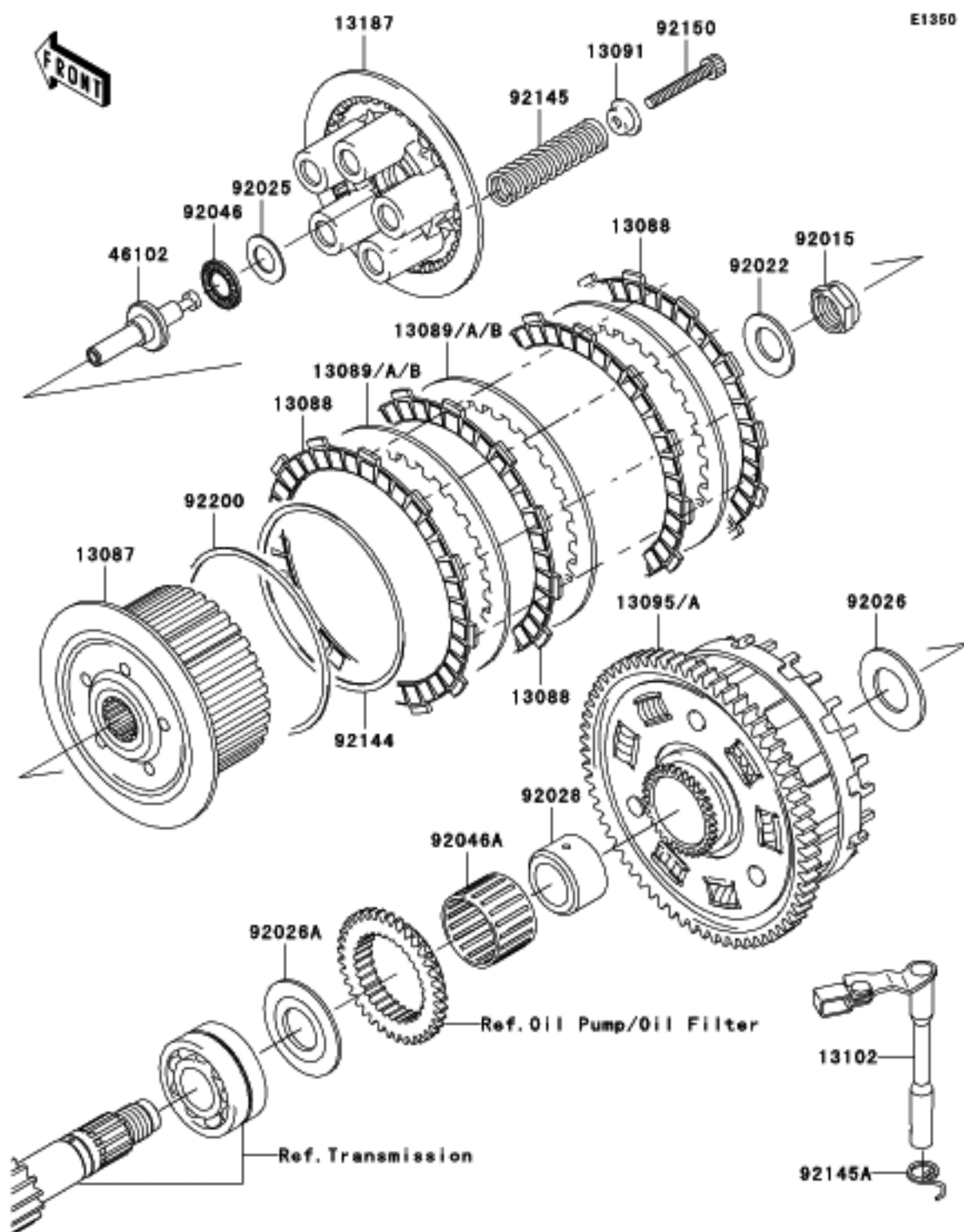
E1210



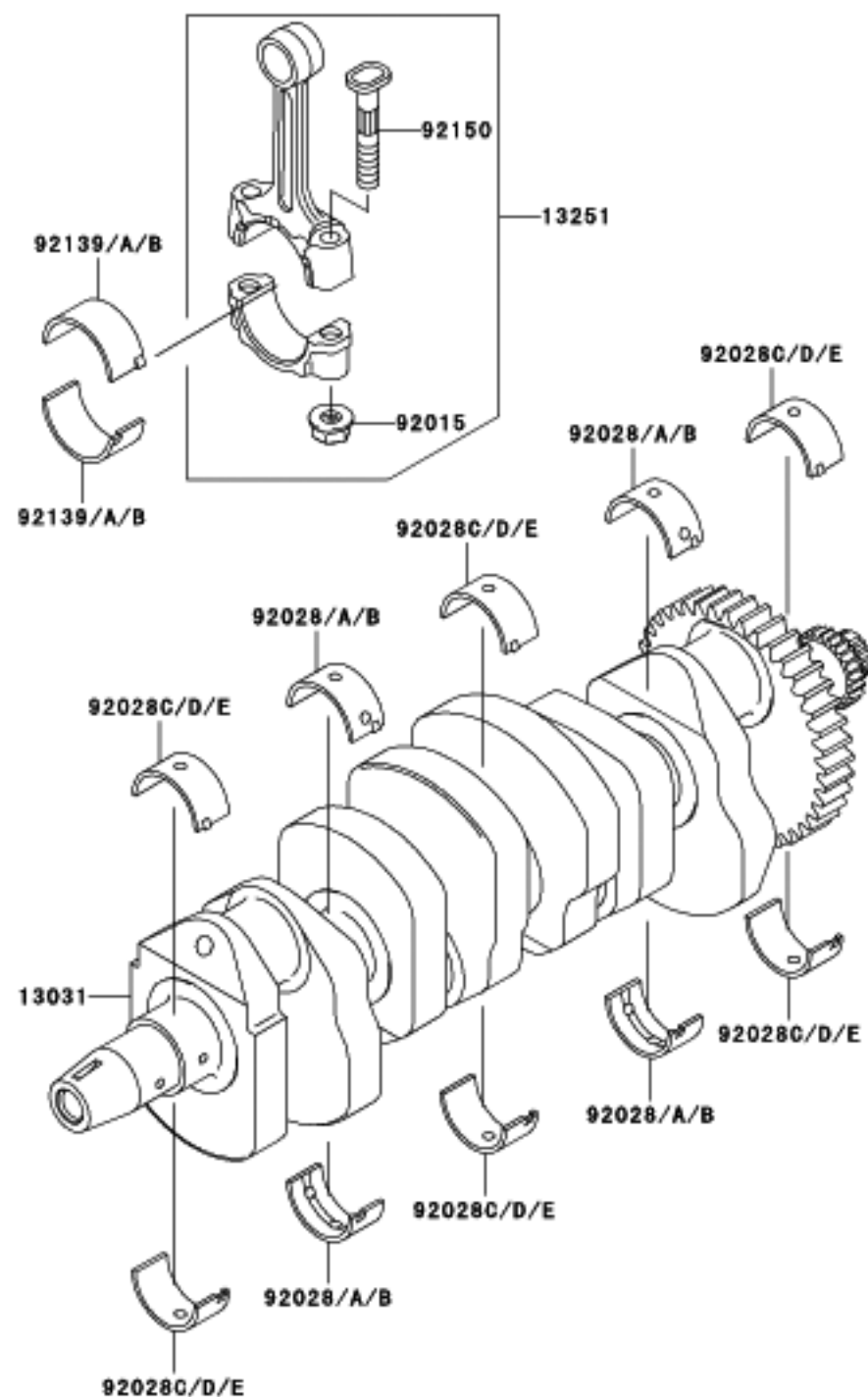
Ref #	Part #	INFO	Description	Qty	Spec Code
12004	12004-1132	INFO	VALVE-INTAKE	8	
12005	12005-1256	INFO	VALVE-EXHAUST	8	
12009	12009-1069	INFO	RETAINER-VALVE SPRING	16	
12011	12011-1053	INFO	COLLET	32	
12032	12032-1065	INFO	TAPPET	16	
16007	16007-1163	INFO	SEAT-SPRING	16	
49078	49078-1160	INFO	SPRING-ENGINE VALVE, OUTER	8	
49078A	49078-1161	INFO	SPRING-ENGINE VALVE, INNER	8	
49078B	49078-1163	INFO	SPRING-ENGINE VALVE, OUTER	8	
49078C	49078-1164	INFO	SPRING-ENGINE VALVE, INNER	8	
92049	92049-1349	INFO	SEAL-OIL	16	
92180	92180-1014	INFO	SHIM, I=2.50	16	
92180A	92180-1016	INFO	SHIM, I=2.55	AR	
92180B	92180-1018	INFO	SHIM, I=2.60	AR	
92180C	92180-1020	INFO	SHIM, I=2.65	AR	
92180D	92180-1022	INFO	SHIM, I=2.70	AR	
92180E	92180-1024	INFO	SHIM, I=2.75	AR	
92180F	92180-1026	INFO	SHIM, I=2.80	AR	
92180G	92180-1028	INFO	SHIM, I=2.85	AR	
92180H	92180-1030	INFO	SHIM, I=2.90	AR	
92180I	92180-1032	INFO	SHIM, I=2.95	AR	
92180J	92180-1034	INFO	SHIM, I=3.00	AR	
92180K	92180-1036	INFO	SHIM, I=3.05	AR	
92180L	92180-1038	INFO	SHIM, I=3.10	AR	
92180M	92180-1040	INFO	SHIM, I=3.15	AR	
92180N	92180-1042	INFO	SHIM, I=3.20	AR	
92180O	92180-1044	INFO	SHIM, I=3.25	AR	
92180P	92180-1046	INFO	SHIM, I=3.30	AR	
92180Q	92180-1048	INFO	SHIM, I=3.35	AR	
92180R	92180-1050	INFO	SHIM, I=3.40	AR	
92180S	92180-1052	INFO	SHIM, I=3.45	AR	
92180T	92180-1054	INFO	SHIM, I=3.50	AR	



Ref #	Part #	INFO	Description	Qty	Spec Code
670	670D2014	INFO	O RING,14MM	1	
12048	12048-1143	INFO	TENSIONER-ASSY	1	
12053	12053-1399	INFO	GUIDE-CHAIN,RR.	1	
12053A	12053-1445	INFO	GUIDE-CHAIN,UPP.	1	
12053B	12053-1472	INFO	GUIDE-CHAIN,FR.	1	
13107	13107-1376	INFO	SHAFT	1	
49118	49118-1195	INFO	CAMSHAFT-COMP,INTAKE	1	
49118A	49118-1196	INFO	CAMSHAFT-COMP,EXHAUST.	1	
92055	92055-086	INFO	RING-O	1	
92057	92057-1453	INFO	CHAIN,CAM,92RH2015-126M	1	
92151	92151-1130	INFO	BOLT,6X25	2	

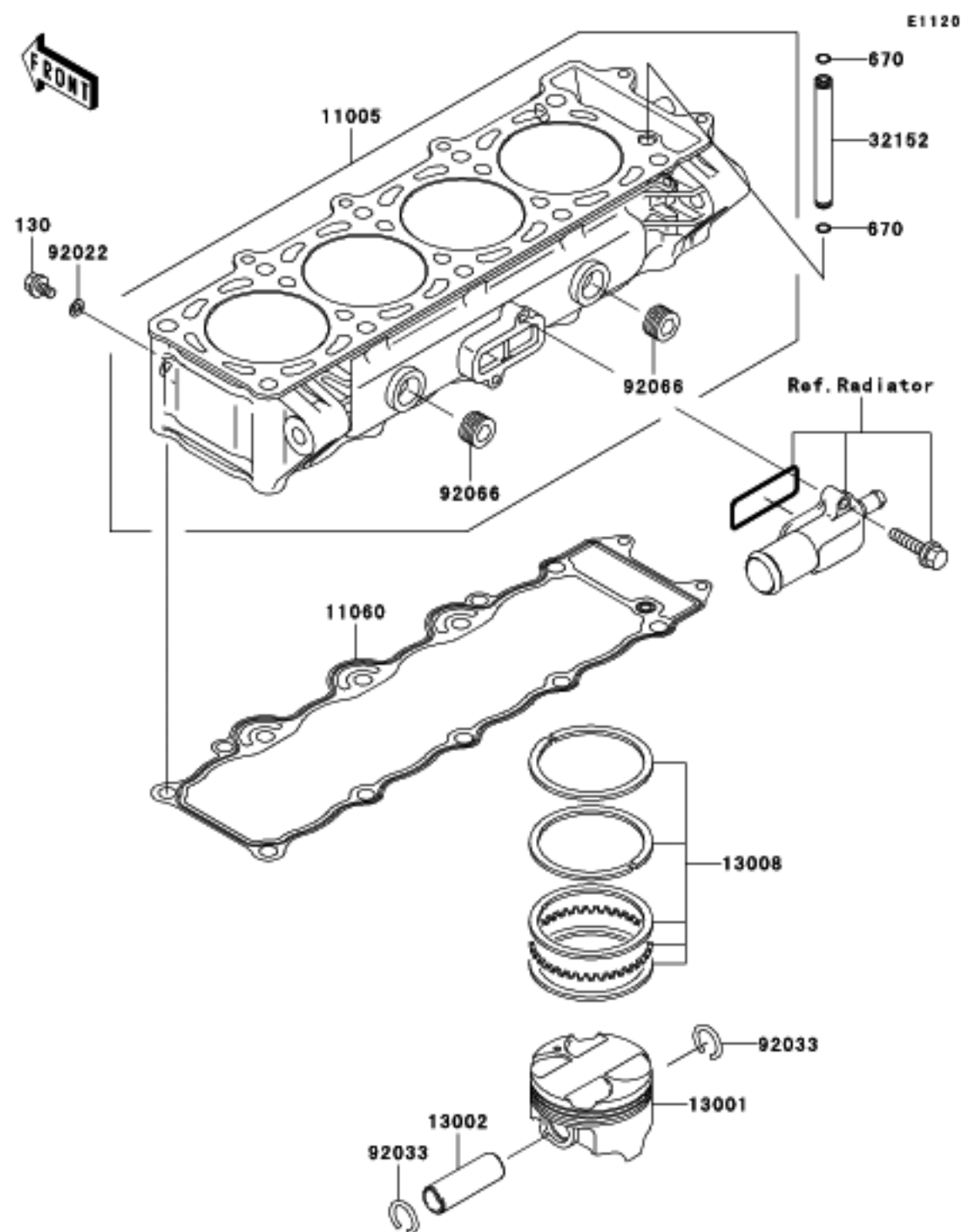


Ref #	Part #	INFO	Description	Qty	Spec Code
13087	13087-1173	INFO	HUB-CLUTCH	1	
13088	13088-1124	INFO	PLATE-FRICTION	10	
13089	13089-1073	INFO	PLATE-CLUTCH,I=2.0	AR	
13089A	13089-1084	INFO	PLATE-CLUTCH,I=2.3	9	
13089B	13089-1115	INFO	PLATE-CLUTCH,I=2.6	AR	
13091	13091-1041	INFO	HOLDER,CLUTCH SPRING	5	
13095	13095-1417	INFO	HOUSING-COMP-CLUTCH	1	
13095A	13095-1418	INFO	HOUSING-COMP-CLUTCH,(A)	1	
13102	13102-1140	INFO	RELEASE-COMP-CLUTCH	1	
13187	13187-1083	INFO	PLATE-CLUTCH OPERATING	1	
46102	46102-1425	INFO	ROD	1	
92015	92015-1555	INFO	NUT,20MM	1	
92022	92022-1868	INFO	WASHER	1	
92025	92025-1137	INFO	SHIM,15.3X27.5X1.20	1	
92026	92026-022	INFO	SPACER,25.5X47X2.5	1	
92026A	92026-1497	INFO	SPACER	1	
92028	92028-1741	INFO	BUSHING	1	
92046	92046-1052	INFO	BEARING-NEEDLE,AXK1102	1	
92046A	92046-1231	INFO	BEARING-NEEDLE	1	
92144	92144-1854	INFO	SPRING,FRICTION PLATE	1	
92145	92145-1364	INFO	SPRING,CLUTCH	5	
92145A	92145-1468	INFO	SPRING,CLUTCH RELEASE	1	
92150	92150-1855	INFO	BOLT,CLUTCH OPERATING	5	
92200	92200-1260	INFO	WASHER,FRICTION PLATE	1	



E1321

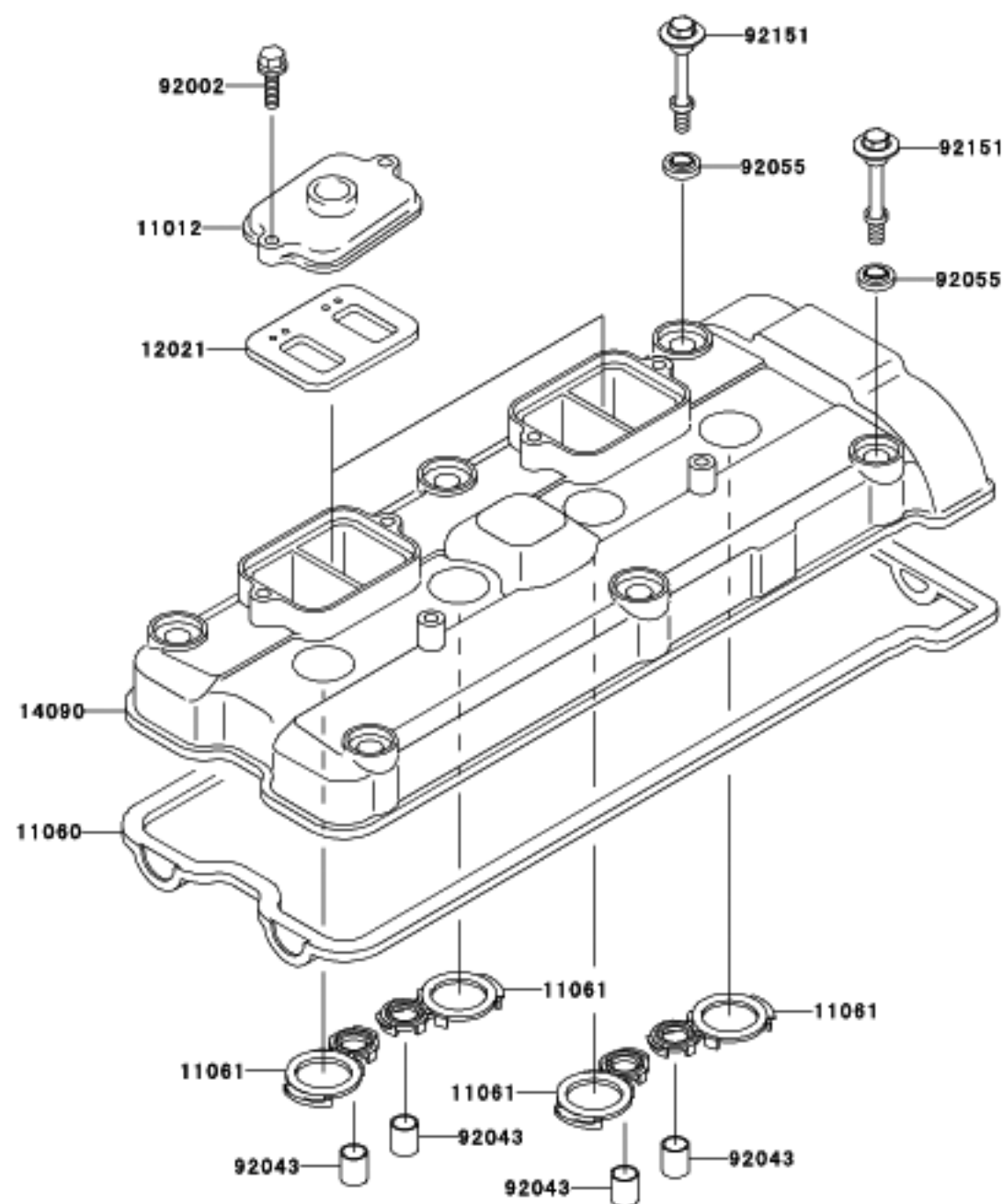
Ref #	Part #	INFO	Description	Qty	Spec Code
13031	13031-1502	INFO	CRANKSHAFT-COMP	1	
13251	13251-1122-11	INFO	ROD-ASSY-CONNECTING,,1	4	
92015	92015-1311	INFO	NUT,FLANGED,8MM.	8	
92028	92028-1827	INFO	BUSHING,CRANK,#2,#4,BLUE	4	
92028A	92028-1828	INFO	BUSHING,CRANK,#2,#4,BLACK	AR	
92028B	92028-1829	INFO	BUSHING,CRANK,#2,#4,BROWN	AR	
92028C	92028-1866	INFO	BUSHING,CRANK,#1,#3,#5,BLUE	6	
92028D	92028-1867	INFO	BUSHING,CRANK,#1,#3,#5,BLACK	AR	
92028E	92028-1868	INFO	BUSHING,CRANK,#1,#3,#5,BROWN	AR	
92139	92139-1097	INFO	BUSHING,CONNECTING ROD,BLUE	8	
92139A	92139-1098	INFO	BUSHING,CONNECTING ROD,BLACK	AR	
92139B	92139-1099	INFO	BUSHING,CONNECTING ROD,BROWN	AR	
92150	92150-1216	INFO	BOLT,CONNECTING ROD,8MM	8	



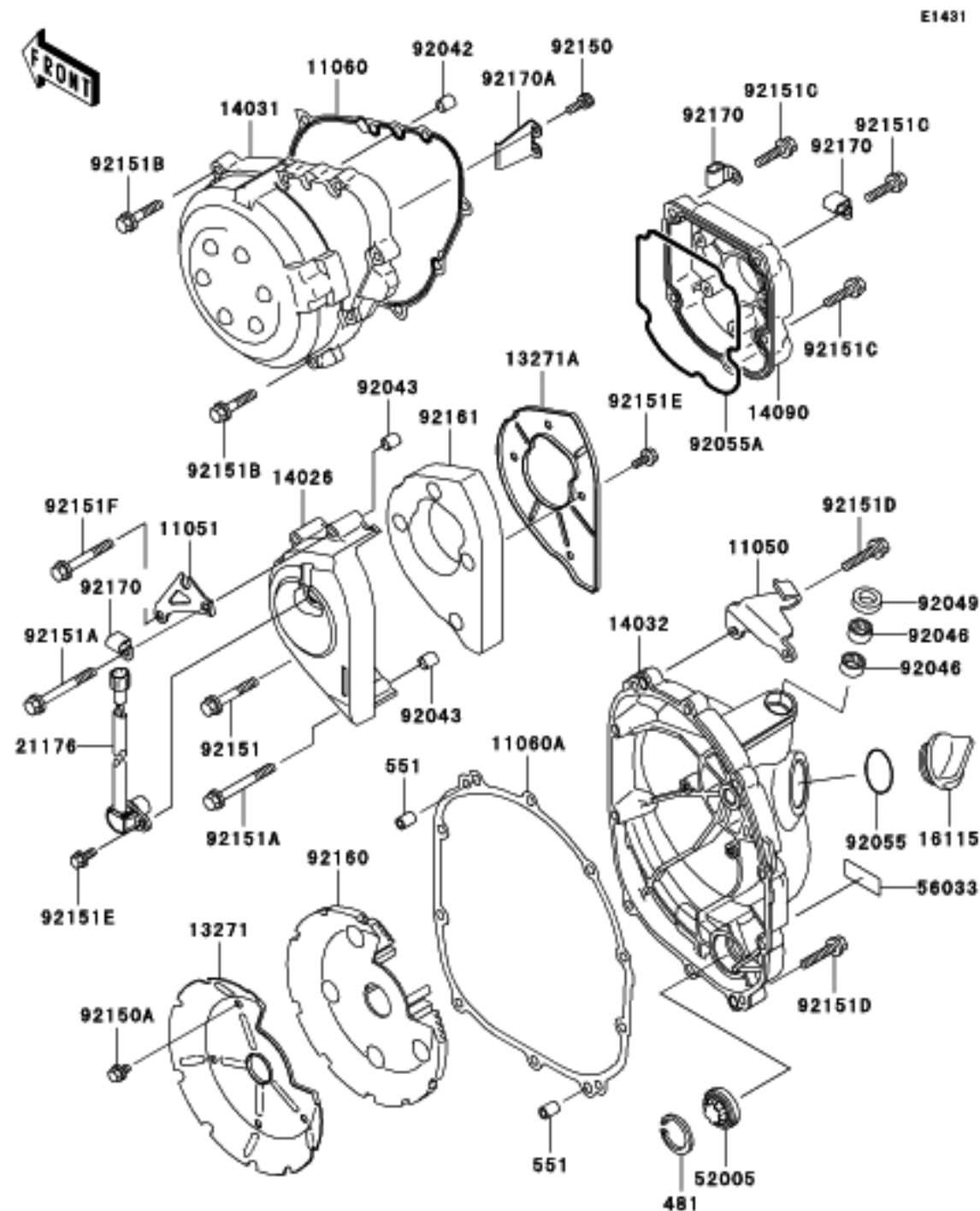
Ref #	Part #	INFO	Description	Qty	Spec Code
130	130Y0610	INFO	BOLT-FLANGED	1	
670	670D1507	INFO	O RING,7MM	2	
11005	11005-1909	INFO	CYLINDER-ENGINE	1	
11060	11060-1974	INFO	GASKET,CYLINDER BASE	1	
13001	13001-1623	INFO	PISTON-ENGINE	4	
13002	13002-1129	INFO	PIN-PISTON	4	
13008	13008-1181	INFO	RING-SET-PISTON	4	
32152	32152-1544	INFO	PIPE,OIL	1	
92022	92022-304	INFO	WASHER,6.2X11X1	1	
92033	92033-1099	INFO	RING-SNAP,20.5X1.2	8	
92066	92066-1253	INFO	PLUG,PT 1/2X12.5	2	



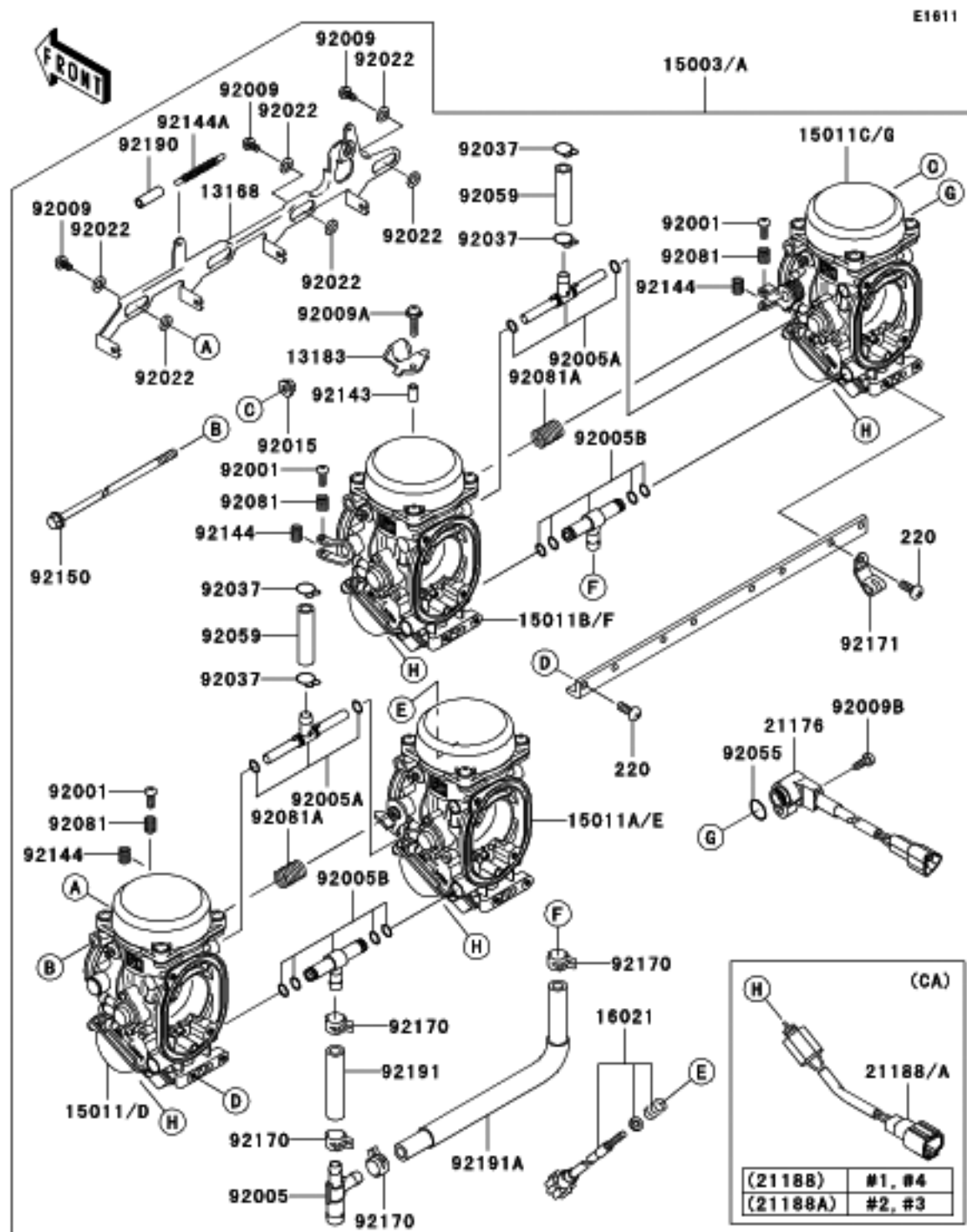
E1112



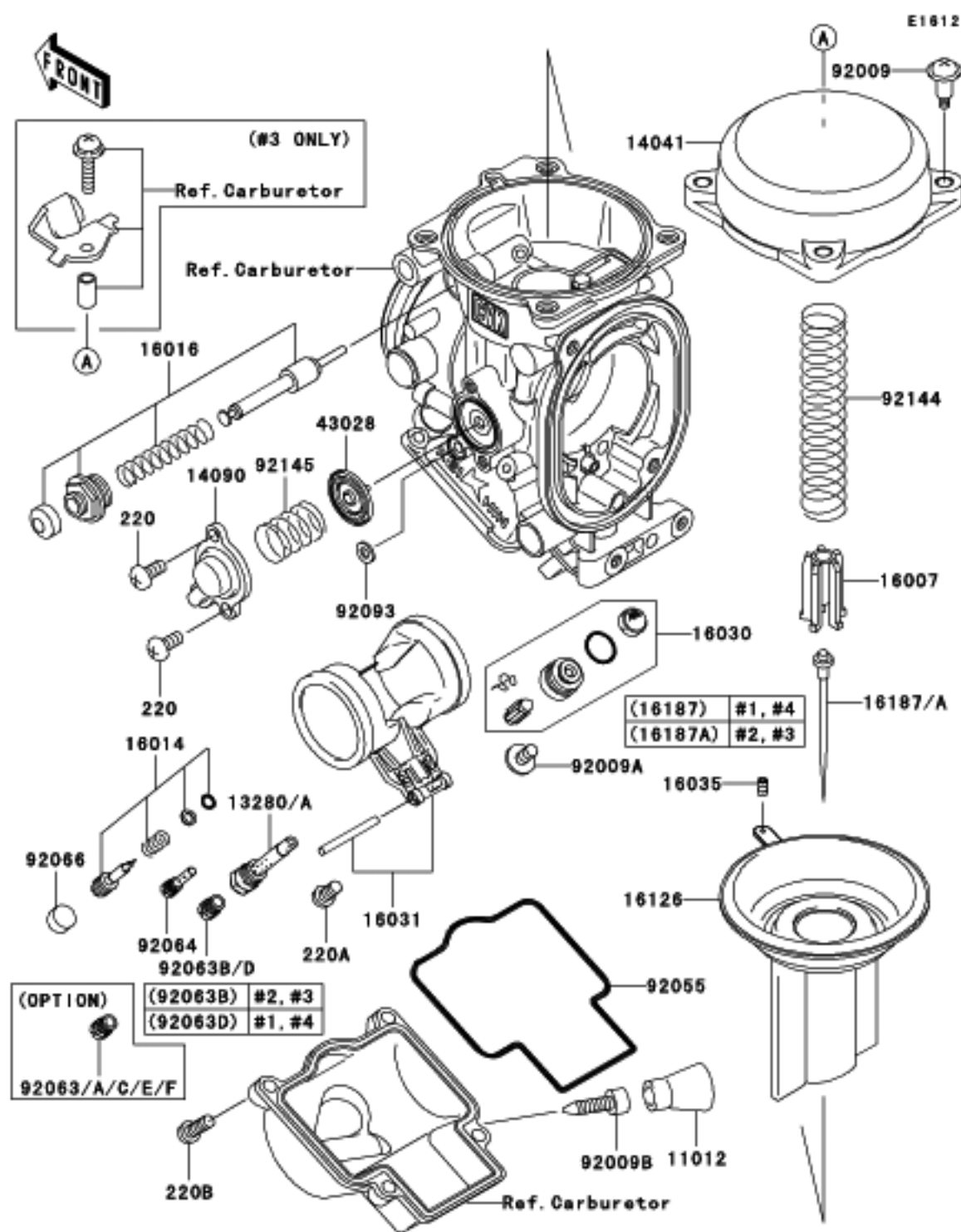
Ref #	Part #	INFO	Description	Qty	Spec Code
11012	11012-1758	INFO	CAP, REED VALVE	2	
11060	11060-1816	INFO	GASKET, HEAD COVER	1	
11061	11061-1111	INFO	GASKET, SPARK PLUG	4	
12021	12021-1129	INFO	VALVE-ASSY-REED	2	
14090	14090-1854	INFO	COVER, HEAD	1	
92002	92002-1237	INFO	BOLT, 6X20	4	
92043	92043-4009	INFO	PIN, 10.1X12X14	4	
92055	92055-1352	INFO	RING-O, HEAD COVER BOLT	6	
92151	92151-1221	INFO	BOLT, HEAD COVER	6	



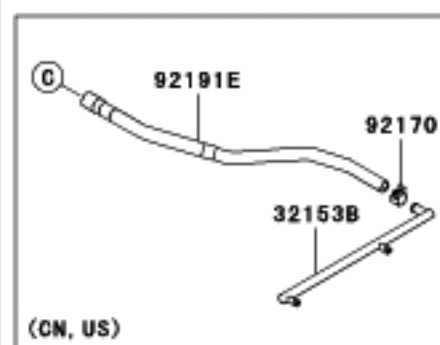
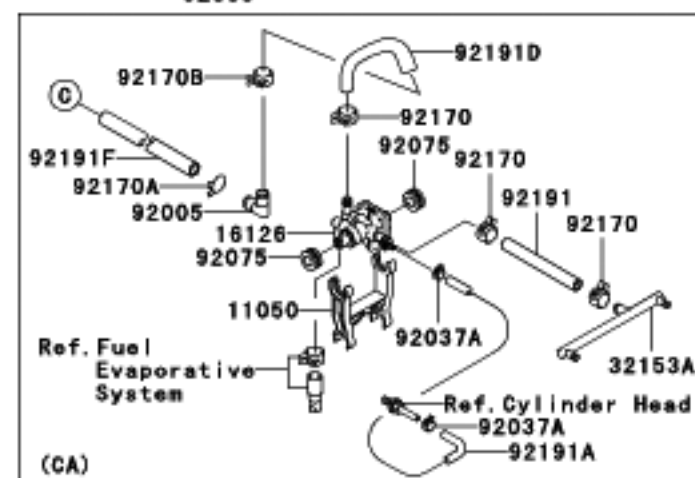
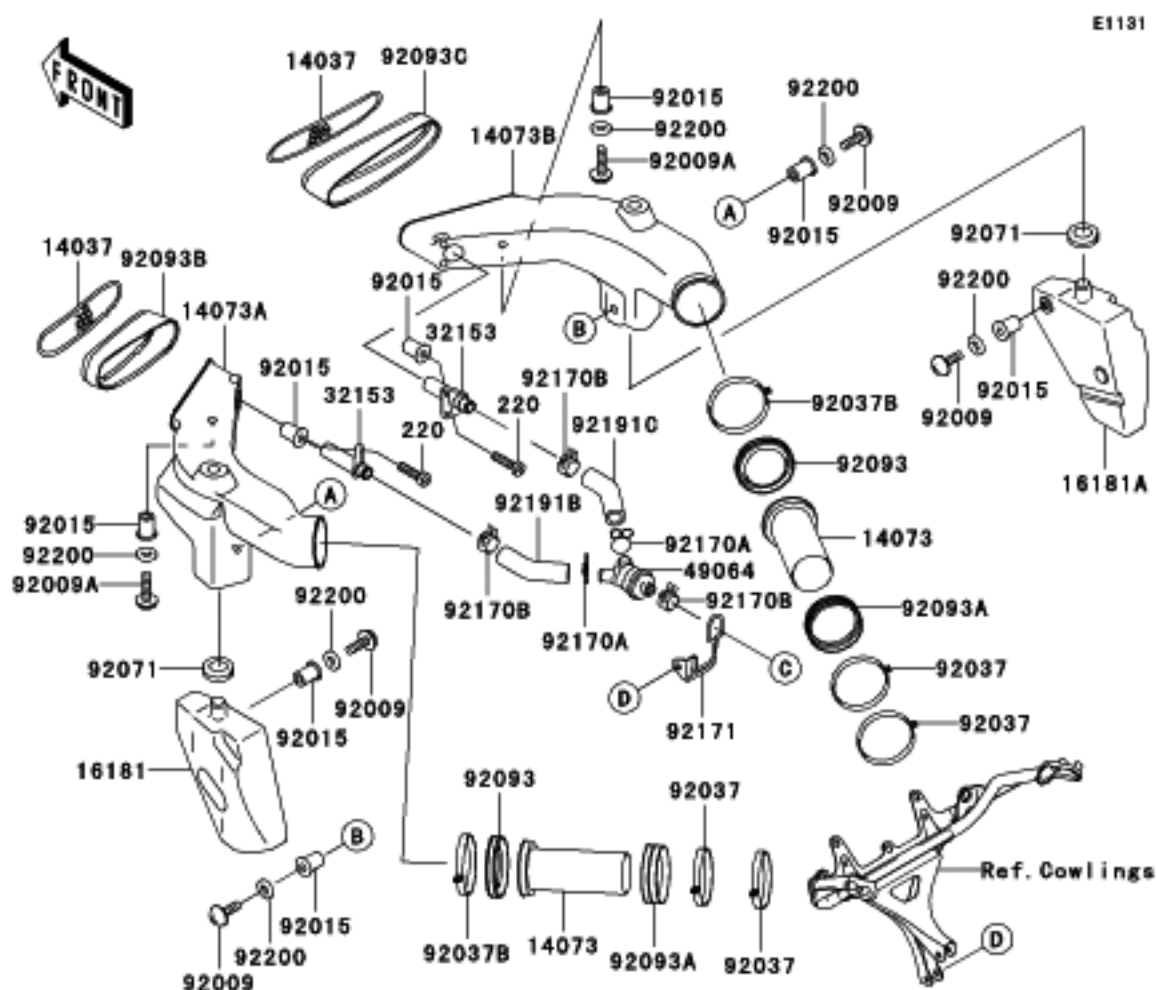
Ref #	Part #	Info	Description	Qty	Spec Code
481	481J3000	INFO	CIRCLIP-TYPE-C,30MM	1	
551	551A0814	INFO	PIN-DOWEL,8X14	2	
11050	11050-1435	INFO	BRACKET,CLUTCH CABLE	1	
11051	11051-1807	INFO	BRACKET,CABLE	1	
11060	11060-1854	INFO	GASKET,GENERATOR COVER	1	
11060A	11060-1855	INFO	GASKET,CLUTCH COVER	1	
13271	13271-1053	INFO	PLATE	1	
13271A	13271-1055	INFO	PLATE	1	
14026	14026-1272	INFO	COVER-CHAIN	1	
14031	14031-1371	INFO	COVER-GENERATOR	1	
14032	14032-1528	INFO	COVER-CLUTCH	1	
14090	14090-1859	INFO	COVER,PULSE	1	
16115	16115-1009	INFO	CAP-OIL FILLER	1	
21176	21176-1076	INFO	SENSOR,SPEED	1	
52005	52005-1120	INFO	GAUGE	1	
56033	56033-1075	INFO	LABEL-MANUAL,OIL CAPACITY	1	
92042	92042-007	INFO	PIN,DOWEL,6.3X8X14	2	
92043	92043-1322	INFO	PIN,8X16	2	
92046	92046-1010	INFO	BEARING-NEEDLE,HK1210	2	
92049	92049-1475	INFO	SEAL-OIL,CLUTCH RELEASE	1	
92055	92055-049	INFO	RING-O,31.7X2.4	1	
92055A	92055-1570	INFO	RING-O,PULSE COVER	1	
92150	92150-1180	INFO	BOLT,SOCKET,5X14	2	
92150A	92150-1406	INFO	BOLT,5X8	4	
92151	92151-1131	INFO	BOLT,6X40	1	
92151A	92151-1132	INFO	BOLT,6X55	2	
92151B	92151-1134	INFO	BOLT,6X30	8	
92151C	92151-1225	INFO	BOLT,6X25	5	
92151D	92151-1228	INFO	BOLT,6X30	10	
92151E	92151-1249	INFO	BOLT,5X12	5	
92151F	92151-1336	INFO	BOLT,6X45	1	
92160	92160-1920	INFO	DAMPER	1	
92161	92161-1148	INFO	DAMPER	1	
92170	92170-1577	INFO	CLAMP	3	
92170A	92170-1579	INFO	CLAMP	1	



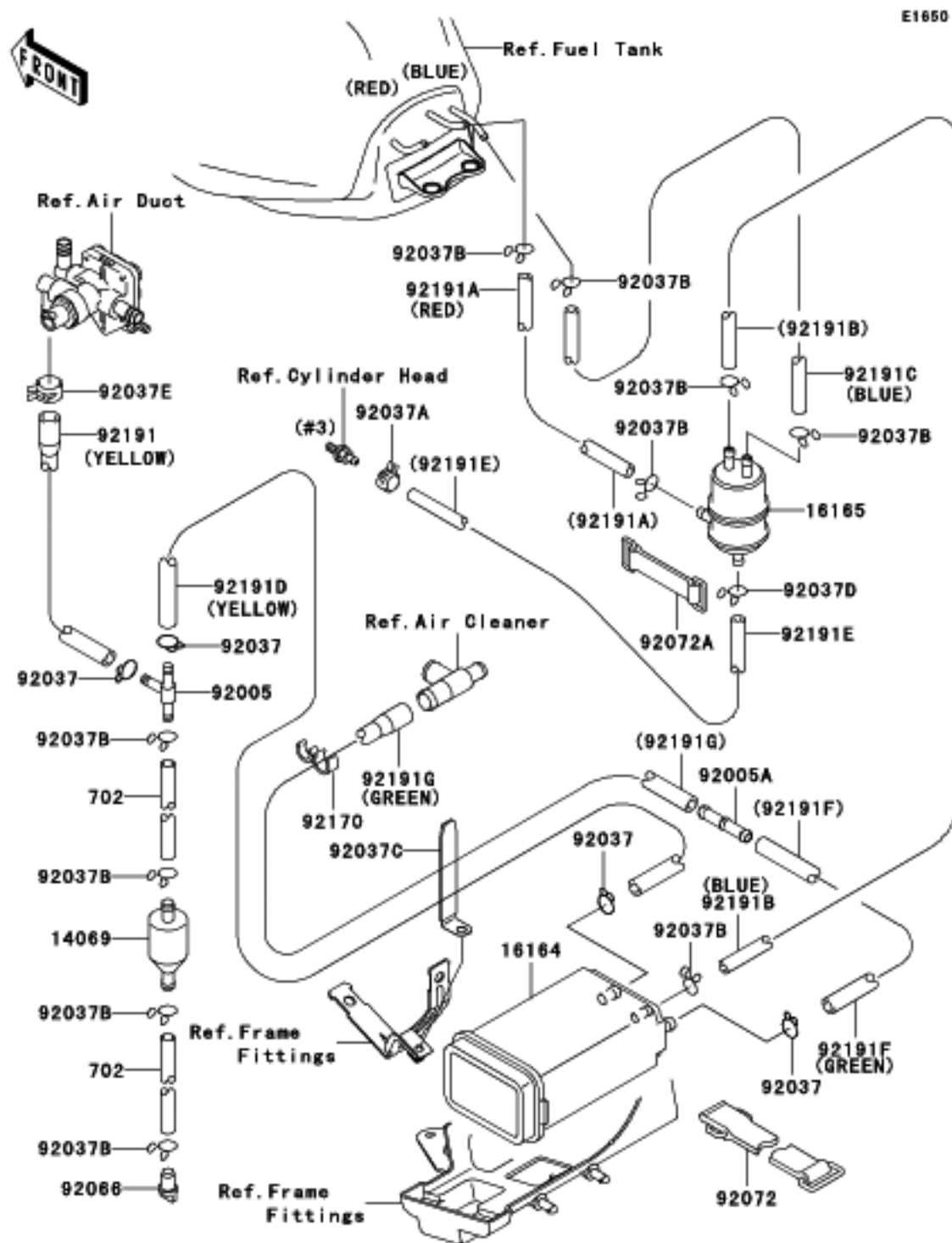
Ref #	Part #	Description	Qty	Spec Code
13168	13168-1593	LEVER, STARTER	1	
13183	13183-1592	PLATE, STARTER CABLE	1	
15003	15003-1680	CARBURETOR-ASSY	1	[CN,US]
15003A	15003-1685	CARBURETOR-ASSY	1	[CA]
15011	15011-1925	CARBURETOR,LH,OUTSIDE	1	[CN,US]
15011A	15011-1926	CARBURETOR,LH,INSIDE	1	[CN,US]
15011B	15011-1927	CARBURETOR,RH,INSIDE	1	[CN,US]
15011C	15011-1928	CARBURETOR,RH,OUTSIDE	1	[CN,US]
15011D	15011-1929	CARBURETOR,LH,OUTSIDE	1	[CA]
15011E	15011-1930	CARBURETOR,LH,INSIDE	1	[CA]
15011F	15011-1931	CARBURETOR,RH,INSIDE	1	[CA]
15011G	15011-1932	CARBURETOR,RH,OUTSIDE	1	[CA]
16021	16021-1229	SCREW-THROTTLE STOP	1	
21176	21176-1113	SENSOR, THROTTLE	1	
21188	21188-1006	SOLENOID, #1□, FUEL CUT VALVE	2	[CA]
21188A	21188-1007	SOLENOID, #2□, FUEL CUT VALVE	2	[CA]
92001	92001-1998	BOLT, THROTTLE ADJUST	3	
92005	92005-1272	FITTING, I-TYPE	1	
92005A	92005-1338	FITTING	2	
92005B	92005-1347	FITTING	2	
92009	92009-1262	SCREW	3	
92009A	92009-1632	SCREW, 4X18	1	
92009B	92009-1981	SCREW, THROTTLE SENSOR	1	
92015	92015-1259	NUT, FLANGED, 5MM	1	
92022	92022-1199	WASHER, 6.1X11X0.8, POLYACETAL	6	
92037	92037-1194	CLAMP, TUBE	4	
92055	92055-1671	RING-O, THROTTLE SENSOR	1	
92059	92059-1738	TUBE, 7X11X45	2	
220	220D0514	SCREW-PAN-CROS, 5X14	8	
92081	92081-1620	SPRING, THROTTLE ADJUST UPP	3	
92081A	92081-1622	SPRING, THROTTLE ADJUST CNT	2	
92143	92143-1265	COLLAR, 4X5.2X9.6	1	
92144	92144-1451	SPRING, THROTTLE ADJUST LWR	3	
92144A	92144-1518	SPRING, STARTER LEVER	1	
92150	92150-1416	BOLT	1	
92170	92170-1051	CLAMP, TUBE	4	
92171	92171-1496	CLAMP, THROTTLE SENSOR	1	
92190	92190-1157	TUBE, STARTER SPRING	1	
92191	92191-1263	TUBE, 7.3X12.5X55	1	
92191A	92191-1264	TUBE, 7.3X12.5X220	1	



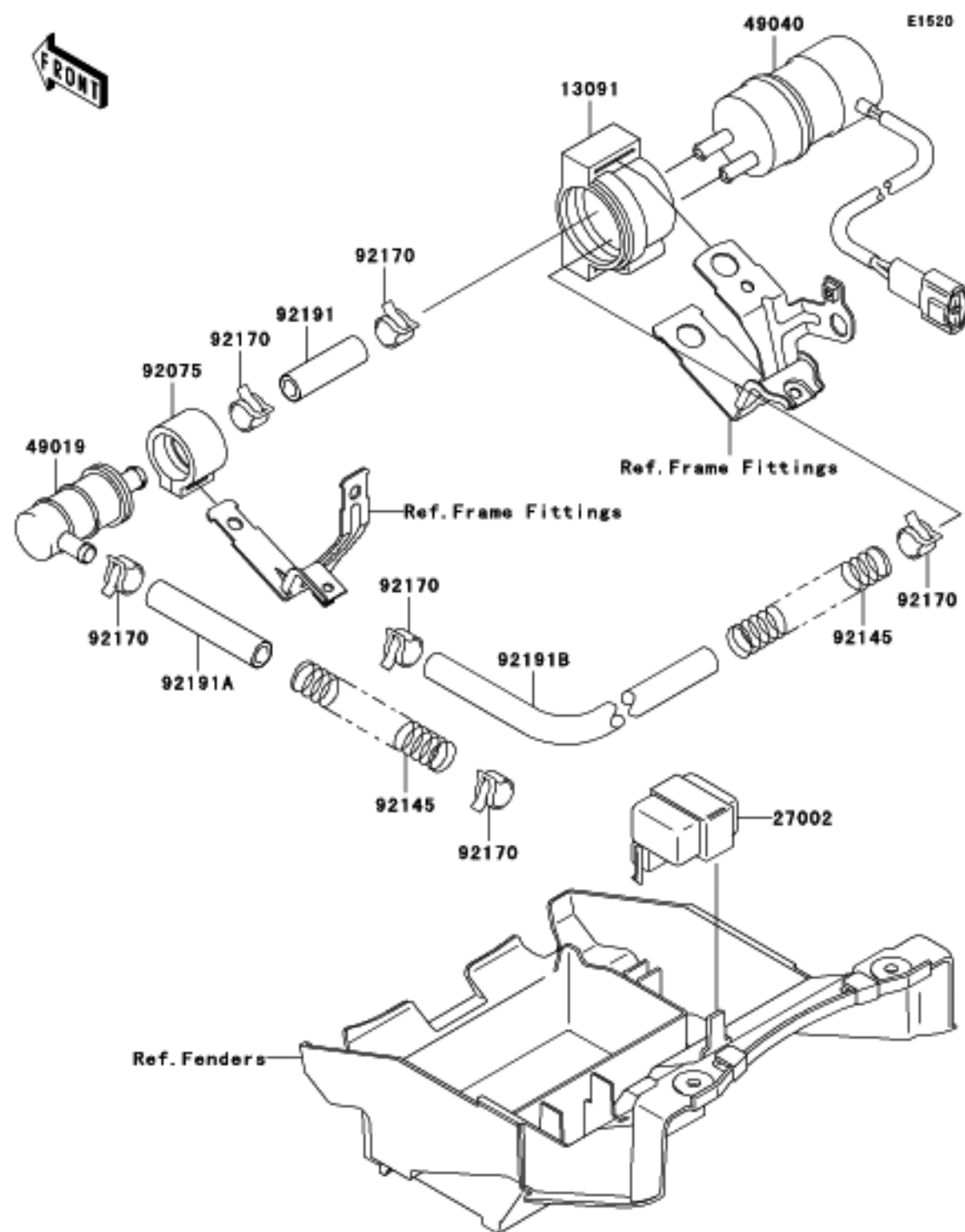
Ref #	Part #	INFO	Description	Qty	Spec Code
220	220B0408	INFO	SCREW-PAN-CROS	8	
220A	220D0408	INFO	SCREW-PAN-CROS	4	
11012	11012-1675	INFO	CAP,DRAIN, SCREW	4	
13280	13280-1276	INFO	HOLDER, JET, NEEDLE	4	[CN,US]
13280A	13280-1277	INFO	HOLDER, JET, NEEDLE	4	[CA]
14041	14041-1100	INFO	COVER-COMP, MIXING	4	
14090	14090-1959	INFO	COVER, AIR, CUT VALVE	4	
16007	16007-1117	INFO	SEAT-SPRING, VALVE	4	
16014	16014-1090	INFO	SCREW-PILOT AIR	4	
16016	16016-1090	INFO	PLUNGER, STARTER	4	
16030	16030-1077	INFO	VALVE-FLOAT	4	
16031	16031-1080	INFO	FLOAT	4	
16035	16035-1055	INFO	JET-AIR, LEAK	4	
16126	16126-1359	INFO	VALVE, VACUUM	4	
16187	16187-1230	INFO	NEEDLE-JET, N6NF	2	
16187A	16187-1231	INFO	NEEDLE-JET, N74W	2	
43028	43028-1085	INFO	DIAPHRAGM, AIR, CUT VALVE	4	
92009	92009-1549	INFO	SCREW, 4X4.4	15	
92009A	92009-1550	INFO	SCREW, 4X8	4	
92009B	92009-1551	INFO	SCREW, DRAIN, M6X0.75	4	
92055	92055-1426	INFO	RING-O, FLOAT, CHAMBER	4	
92063	92063-1332	INFO	JET-MAIN, #155	AR	(OPTION)
92063A	92063-1344	INFO	JET-MAIN, #158	AR	(OPTION)
92063B	92063-1345	INFO	JET-MAIN, #160	2	
92063C	92063-1346	INFO	JET-MAIN, #162	AR	(OPTION)
92063D	92063-1347	INFO	JET-MAIN, #165	2	
92063E	92063-1386	INFO	JET-MAIN, #170	AR	(OPTION)
92063F	92063-1480	INFO	JET-MAIN, #168	AR	(OPTION)
92064	92064-1119	INFO	JET-PILOT, #38	4	
92066	92066-1051	INFO	PLUG, PILOT, AIR, SCREW, 6.9X2	4	
92093	92093-1046	INFO	SEAL, "U"RING	4	
92144	92144-1962	INFO	SPRING, VACUUM, VALVE	4	
92145	92145-1149	INFO	SPRING, AIR, CUT VALVE	4	
220B	220D0414	INFO	SCREW-PAN-CROS	16	



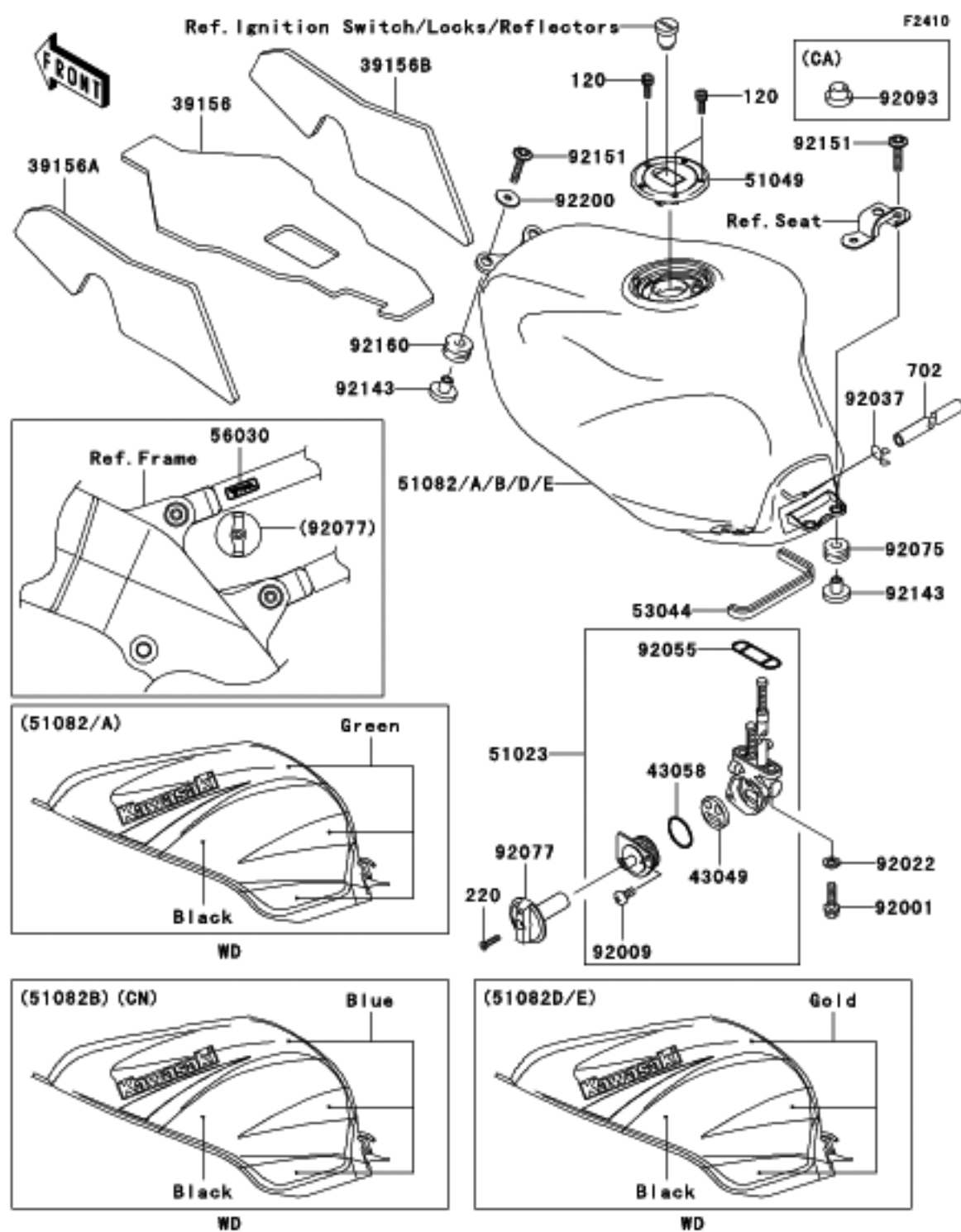
Ref #	Part #	Description	Qty	Spec Code
11050	11050-1509	BRACKET	1	[CA]
14037	14037-1267	SCREEN,AIR DUCT	2	
14073	14073-1706	DUCT,AIR FILTER	2	
14073A	14073-1760	DUCT,LH	1	
14073B	14073-1761	DUCT,RH	1	
16126	16126-1288	VALVE	1	[CA]
16181	16181-1089	TANK-RESONATOR,LH	1	
16181A	16181-1090	TANK-RESONATOR,RH	1	
32153	32153-1103	PIPE,AIR VENT	2	
32153A	32153-1104	PIPE,3WAY	1	[CA]
32153B	32153-1321	PIPE	1	[CN,US]
49064	49064-1061	FILTER-AIR	1	
92005	92005-1309	FITTING	1	[CA]
92009	92009-1909	SCREW,5X16	4	
92009A	92009-1934	SCREW,5X20	2	
92015	92015-1757	NUT,WELL,5MM	10	
92037	92037-129	CLAMP,AIR FILTER,ID=76,BLACK	4	
92037A	92037-1461	CLAMP,TUBE	2	[CA]
92037B	92037-1654	CLAMP	2	
92071	92071-1042	GROMMET,AIR FILTER	2	
92075	92075-1621	DAMPER,MUFFLER	2	[CA]
92093	92093-1456	SEAL,AIR FILTER DUCT	2	
92093A	92093-1470	SEAL	2	
92093B	92093-1514	SEAL,AIR DUCT,LH	1	
92093C	92093-1515	SEAL,AIR DUCT,RH	1	
92170	92170-1118	CLAMP	1	[CN,US]
92170	92170-1118	CLAMP	3	[CA]
92170A	92170-1486	CLAMP	2	[CN,US]
92170A	92170-1486	CLAMP	3	[CA]
92170B	92170-1909	CLAMP	3	[CN,US]
92170B	92170-1909	CLAMP	4	[CA]
92171	92171-1513	CLAMP,TUBE&CABLE	1	
220	220D0520	SCREW-PAN-CROSS	4	
92191	92191-1191	TUBE	1	[CA]
92191A	92191-1192	TUBE	1	[CA]
92191B	92191-1476	TUBE	1	
92191C	92191-1477	TUBE	1	
92191D	92191-1482	TUBE	1	[CA]
92191E	92191-1519	TUBE	1	[CN,US]
92191F	92191-1520	TUBE	1	[CA]
92200	92200-1480	WASHER,NYLON,5.3X11.5X0.5	6	



Ref #	Part #	Description	Qty	Spec Code
14069	14069-1051 INFO	BREATHER	1	[CA]
16164	16164-1052 INFO	CANISTER	1	[CA]
16165	16165-1001 INFO	SEPARATOR	1	[CA]
92005	92005-1119 INFO	FITTING, T-TYPE	1	[CA]
92005A	92005-1377 INFO	FITTING	1	[CA]
92037	92037-1104 INFO	CLAMP, HOSE	4	[CA]
92037A	92037-1461 INFO	CLAMP, TUBE	1	[CA]
92037B	92037-147 INFO	CLAMP, TUBE	10	[CA]
92037C	92037-1679 INFO	CLAMP	1	[CA]
92037D	92037-1712 INFO	CLAMP	1	[CA]
92037E	92037-2082 INFO	CLAMP	1	[CA]
92066	92066-1211 INFO	PLUG, DRAIN	1	[CA]
92072	92072-1203 INFO	BAND, L=150	1	[CA]
92072A	92072-1419 INFO	BAND, L=50	1	[CA]
92170	92170-1353 INFO	CLAMP, TUBE	1	[CA]
92191	92191-1184 INFO	TUBE, CANISTER-VALVE, YELLOW	1	[CA]
92191A	92191-1489 INFO	TUBE, SEPARATOR-TANK, RED	1	[CA]
92191B	92191-1490 INFO	TUBE, SEPARATOR-CANISTER, BLUE	1	[CA]
92191C	92191-1491 INFO	TUBE, SEPARATOR-TANK, BLUE	1	[CA]
92191D	92191-1492 INFO	TUBE, 3WAY-CANISTER, YELLOW	1	[CA]
92191E	92191-1518 INFO	TUBE	1	[CA]
92191F	92191-1737 INFO	TUBE, CANISTER, GREEN	1	[CA]
702	702A07150 INFO	TUBE-RUBBER	2	[CA]
92191G	92191-1738 INFO	TUBE, VALVE, GREEN	1	[CA]



Ref #	Part #		Description	Qty	Spec Code
13091	13091-1738	INFO	HOLDER,FUEL PUMP	1	
27002	27002-1065	INFO	RELAY-ASSY	1	
49019	49019-1083	INFO	FILTER-FUEL	1	
49040	49040-1064	INFO	PUMP-FUEL	1	
92075	92075-1853	INFO	DAMPER,FUEL FILTER	1	
92145	92145-1355	INFO	SPRING,FUEL TUBE	2	
92170	92170-1118	INFO	CLAMP	6	
92191	92191-1174	INFO	TUBE,PUMP-FILTER	1	
92191A	92191-1485	INFO	TUBE,FUEL TANK-FILTER	1	
92191B	92191-1516	INFO	TUBE,CARBURETOR-FUEL PUMP	1	

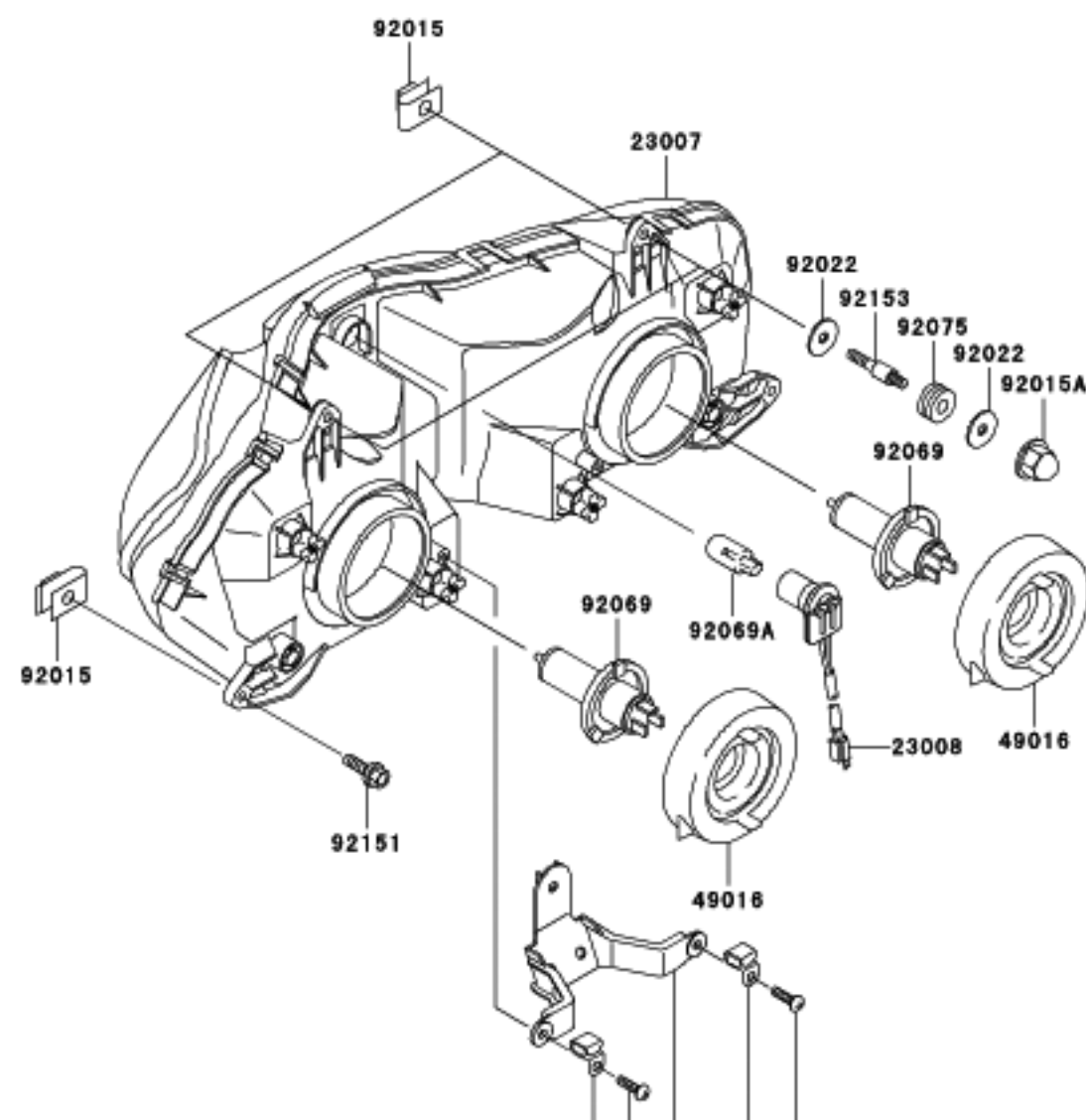


Ref #	Part #	INFO	Description	Qty	Spec Code
120	120S0516	INFO	BOLT-SOCKET	3	
220	220C0416	INFO	SCREW-PAN-CROS	1	
702	702A06520	INFO	TUBE-RUBBER,6X520	1	
39156	39156-1600	INFO	PAD,FUEL TANK,CNT	1	
39156A	39156-1601	INFO	PAD,FUEL TANK,LH	1	
39156B	39156-1602	INFO	PAD,FUEL TANK,RH	1	
43049	43049-1099	INFO	PACKING,TAP VALVE	1	
43058	43058-1083	INFO	RING,TAP LEVER	1	
51023	51023-1318	INFO	TAP-ASSY,FUEL	1	
51049	51049-1127	INFO	CAP-TANK,FUEL	1	
51082	51082-5100-226	INFO	TANK-COMP-FUEL,GREEN/BLACK	1	[CN,US]
51082A	51082-5101-226	INFO	TANK-COMP-FUEL,GREEN/BLACK	1	[CA]
51082B	51082-5102-239	INFO	TANK-COMP-FUEL,BLUE/BLACK	1	[CN]
51082D	51082-5105-230	INFO	TANK-COMP-FUEL,BLACK/GOLD	1	[CN,US]
51082E	51082-5106-230	INFO	TANK-COMP-FUEL,BLACK/GOLD	1	[CA]
53044	53044-1296	INFO	TRIM	1	
56030	56030-1195	INFO	LABEL,FUEL TAP	1	
92001	92001-1524	INFO	BOLT,6X25	2	
92009	92009-1386	INFO	SCREW,3X8	1	
92022	92022-183	INFO	WASHER,6.2X11X1.5	2	
92037	92037-010	INFO	CLAMP,TUBE	1	
92055	92055-1112	INFO	RING-O,FUEL TAP PACKING	1	
92075	92075-209	INFO	DAMPER	2	
92077	92077-1123	INFO	KNOB,FUEL TAP	1	
92093	92093-1030	INFO	SEAL,FUEL TANK CAP	1	[CA]
92143	92143-1515	INFO	COLLAR	4	
92151	92151-1605	INFO	BOLT,SOCKET,6X30	4	
92160	92160-1162	INFO	DAMPER	2	
92200	92200-1087	INFO	WASHER,6.5X22X1.6	2	

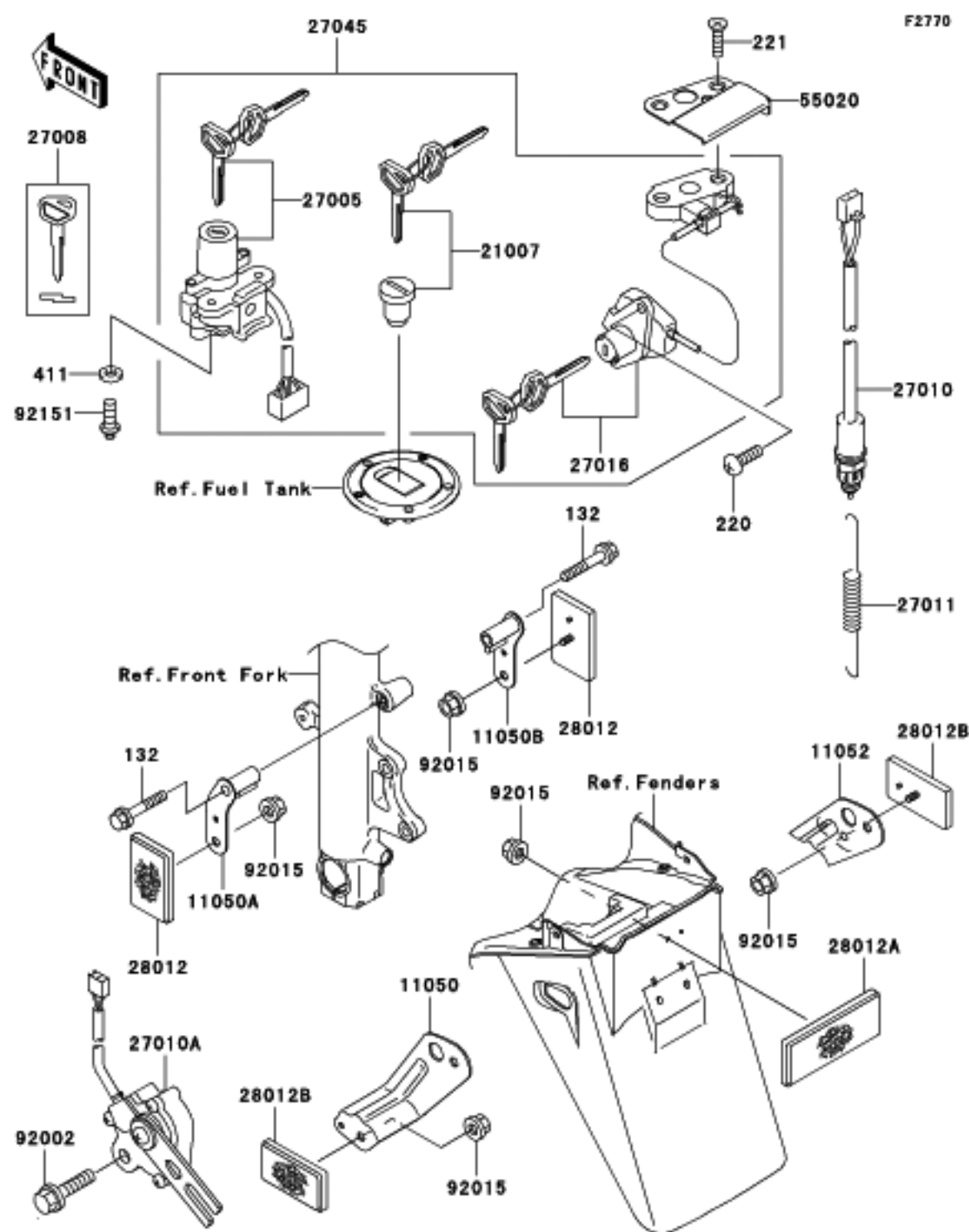
Ref #	Part #	INFO	Description	Qty	Spec Code
23007	23007-1378	INFO	LENS-COMP, HEAD LAMP	1	
23008	23008-1619	INFO	SOCKET-ASSY, HEAD LAMP	1	
49016	49016-1193	INFO	COVER-SEAL, HEAD LAMP	2	
92015	92015-1094	INFO	NUT, 6MM	4	
92015A	92015-1170	INFO	NUT, CAP, 6MM, BLACK	2	
92022	92022-1160	INFO	WASHER, 7X24X1.6	4	
92069	92069-1002	INFO	BULB, 12V, 60/55W, H4	2	
92069A	92069-1016	INFO	BULB, 12V, 5W	1	
92075	92075-1690	INFO	DAMPER	2	
92151	92151-1241	INFO	BOLT, 6X25	2	
92153	92153-1158	INFO	BOLT	2	



F2710



Ref. Chassis Electrical Equipment

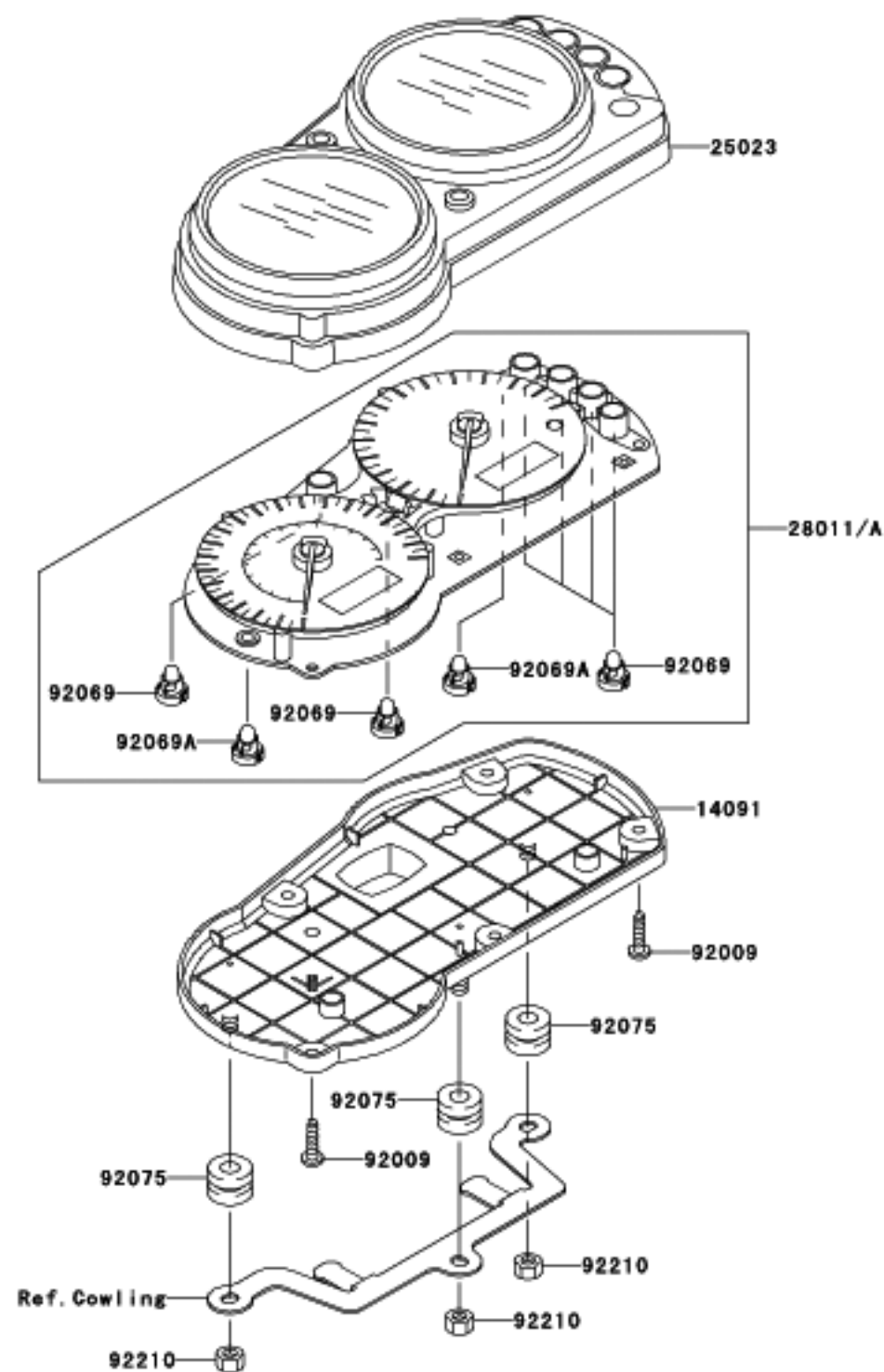


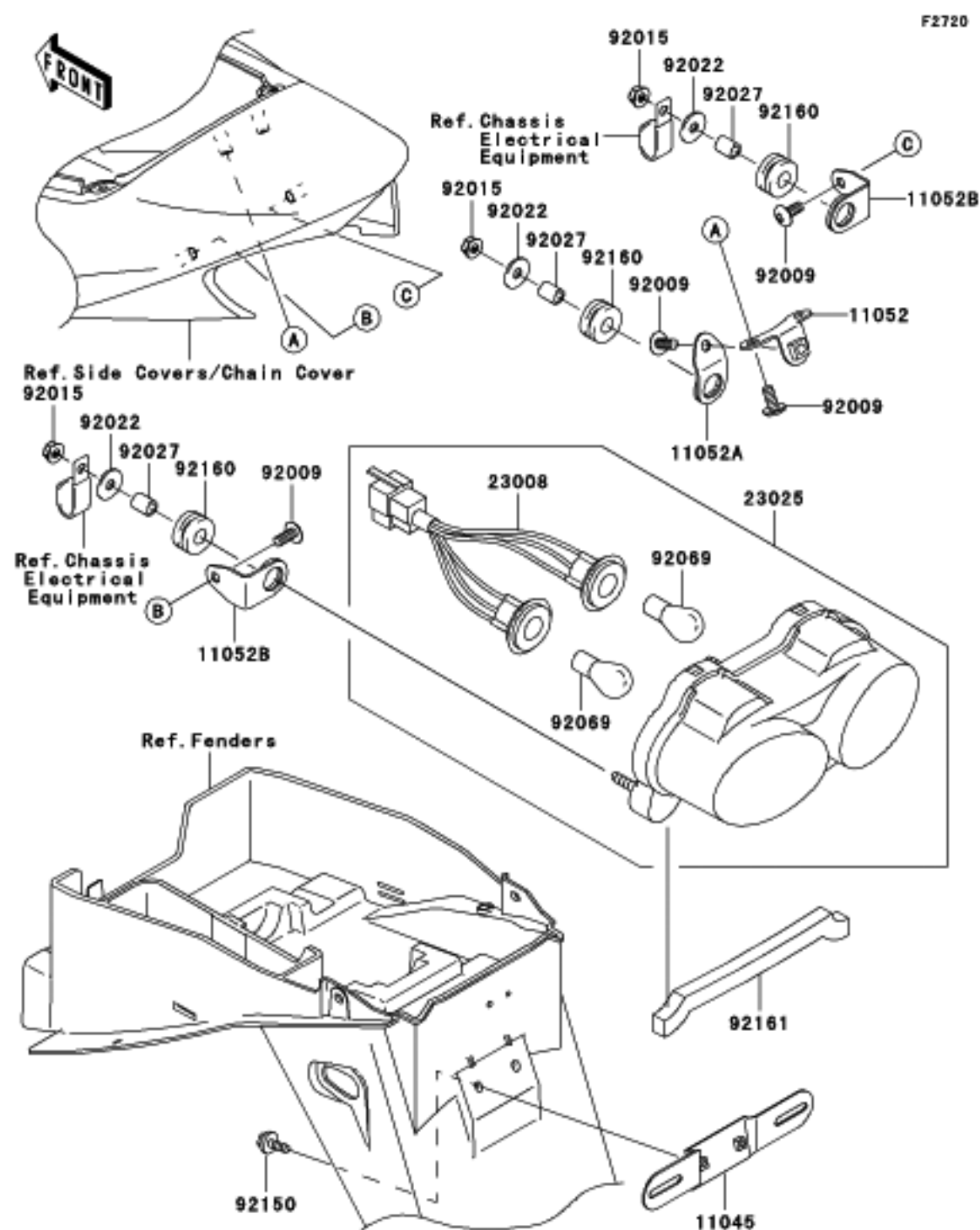
Ref #	Part #	Description	Qty	Spec Code
132	132J0635	BOLT-FLANGED-SMALL	2	
220	220C0612	SCREW-PAN-CROS,6X12	2	
221	221B0628	SCREW-CSK-CROS,6X28	2	
411	411E0600	WASHER-PLAIN,6MM	2	
11050	11050-1483	BRACKET,REFLECTOR,RR,LH	1	
11050A	11050-1849	BRACKET,REFLECTOR,FR,LH	1	
11050B	11050-1850	BRACKET,REFLECTOR,FR,RH	1	
11052	11052-1555	BRACKET,REFLECTOR,RR,RH	1	
21007	21007-5035	ROTOR,LOCK,TANK CAP	1	
27005	27005-1259	SWITCH-ASSY-IGNITION	1	
27008	27008-1170	KEY-LOCK,BLANK	1	(OPTION)
27010	27010-1432	SWITCH,BRAKE LAMP	1	
27010A	27010-1455	SWITCH,SIDE STAND	1	
27011	27011-017	SPRING,BRAKE LAMP SWITCH	1	
27016	27016-5284	LOCK-ASSY,SEAT	1	
27045	27045-5156	SWITCH-ASSY	1	
28012	28012-1003	REFLECTOR-REFLEX	2	
28012A	28012-1077	REFLECTOR-REFLEX	1	
28012B	28012-1088	REFLECTOR-REFLEX	2	
55020	55020-1483	GUARD,SEAT LOCK	1	
92002	92002-1582	BOLT,6X25	1	
92015	92015-1259	NUT,FLANGED,5MM	5	
92151	92151-1911	BOLT,TORX,6X16	2	

Ref #	Part #	INFO	Description	Qty	Spec Code
14091	14091-1160	INFO	COVER,METER HOUSING	1	
25023	25023-1253	INFO	COVER-METER CASE,UPP.	1	
28011	28011-1219	INFO	METER,SPEED&TACHO,MPH	1	[CA,US]
28011A	28011-1220	INFO	METER,SPEED&TACHO,KPH	1	[CN]
92009	92009-1158	INFO	SCREW,4X16,BLACK	5	
92069	92069-1110	INFO	BULB,T3,4,12V1.1W	6	
92069A	92069-1113	INFO	BULB,T3,12V0.7W	2	
92075	92075-1435	INFO	DAMPER,METER BRACKET	3	
92210	92210-1124	INFO	NUT,5MM	3	

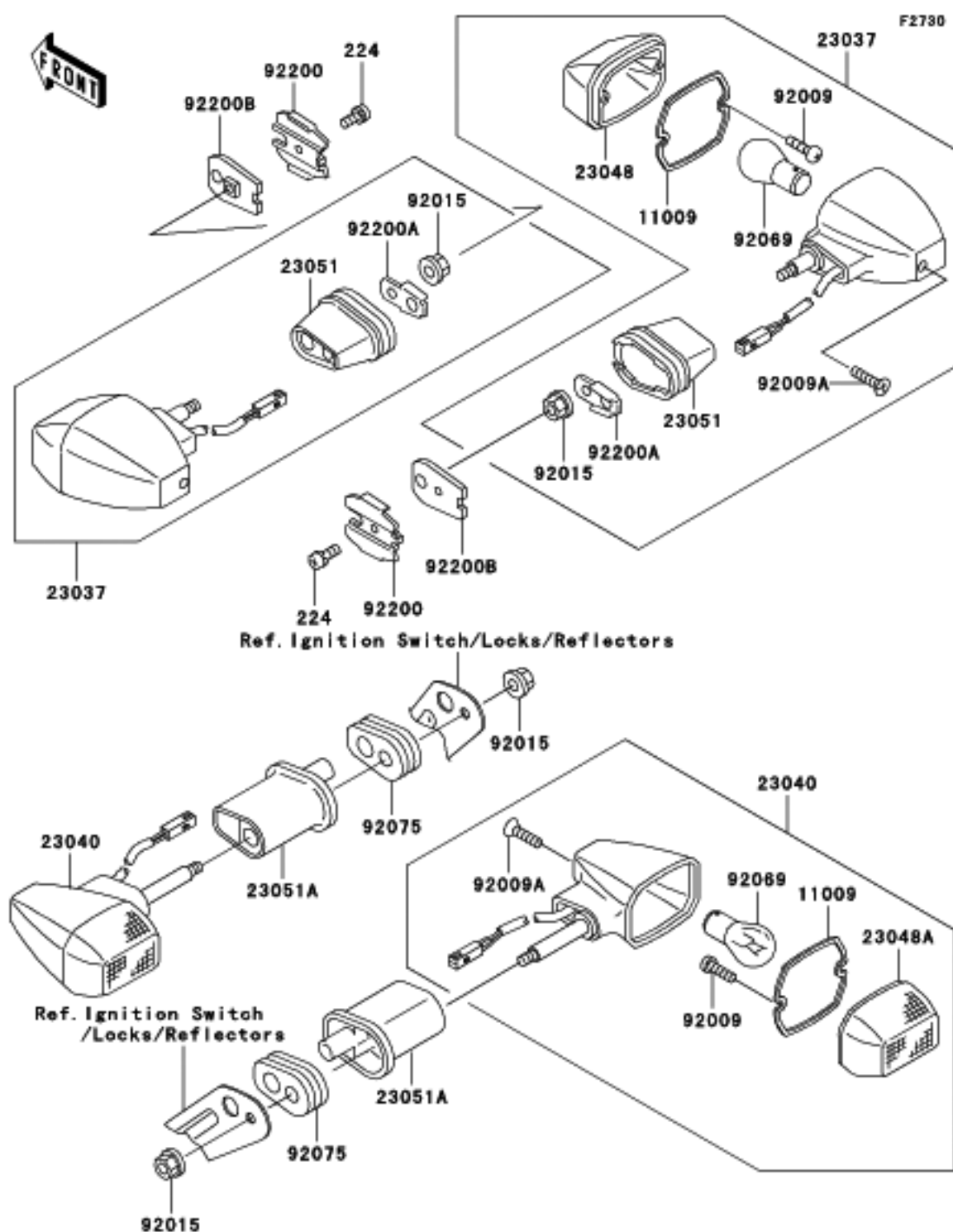
FRONT

F2530

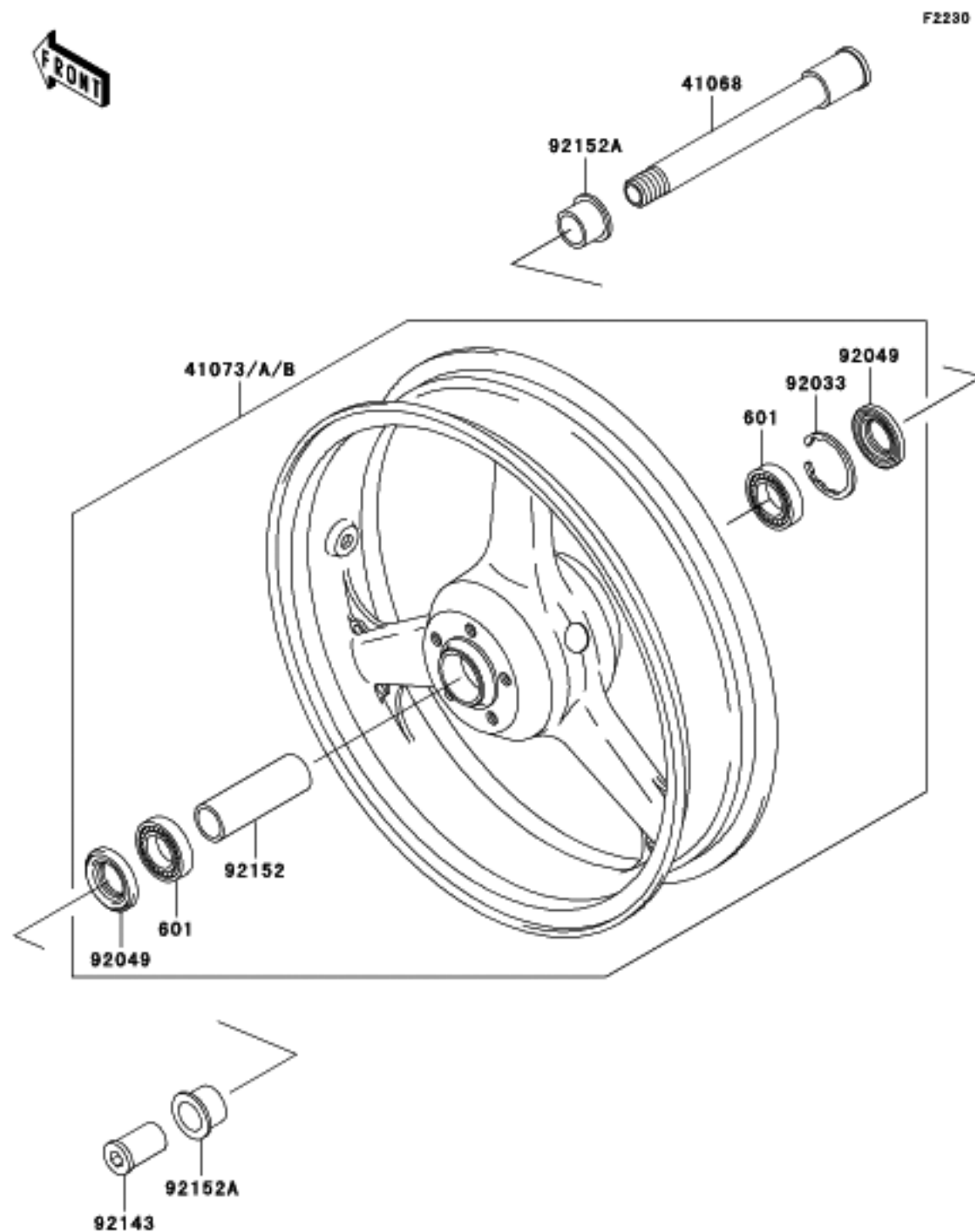




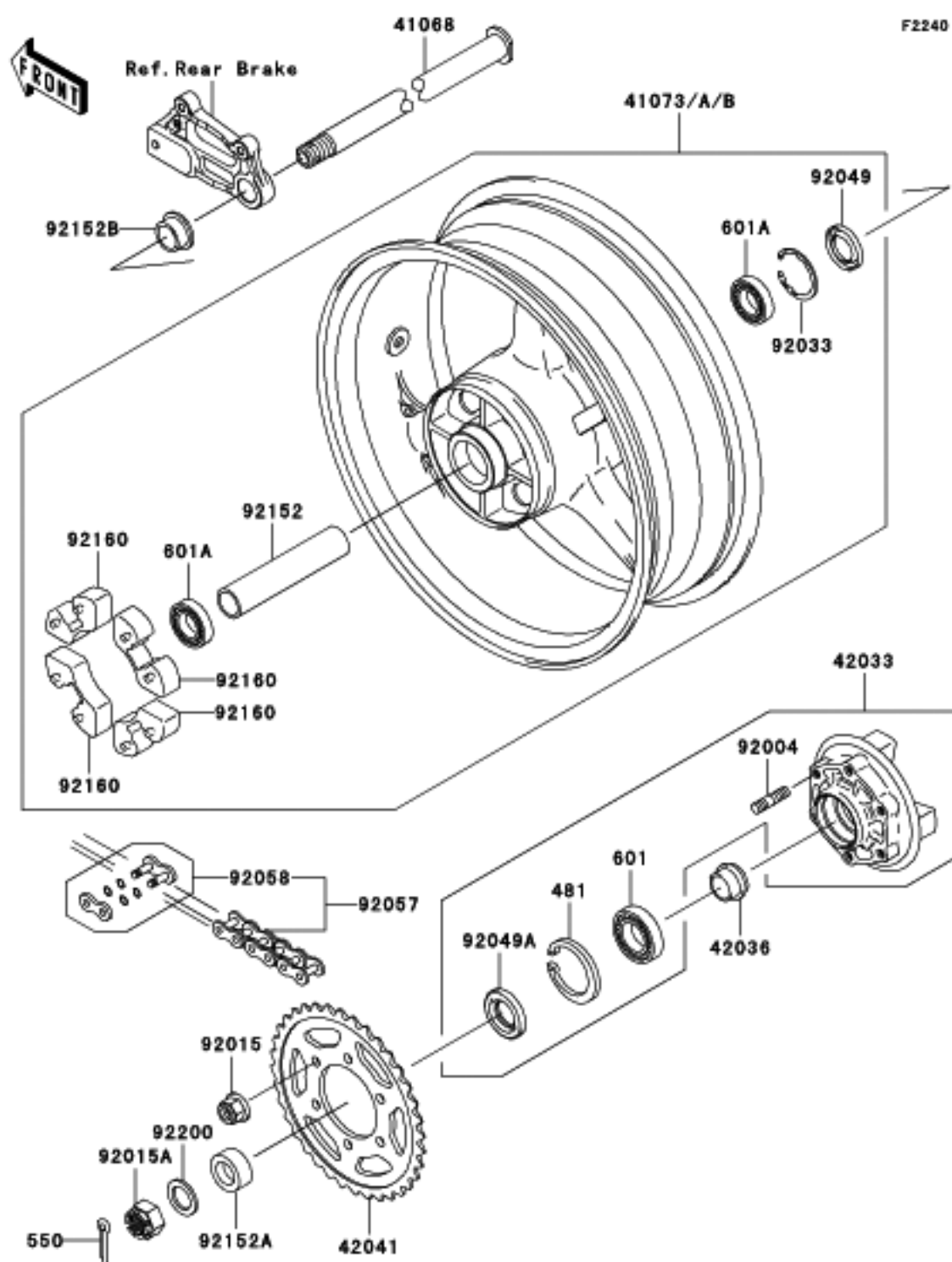
Ref #	Part #	INFO	Description	Qty	Spec Code
11045	11045-1387	INFO	BRACKET,LICENSE	1	
11052	11052-1577	INFO	BRACKET,TAIL COVER,UPP	1	
11052A	11052-1578	INFO	BRACKET,TAIL LAMP,UPP	1	
11052B	11052-1630	INFO	BRACKET,TAIL LAMP,LWR	2	
23008	23008-1364	INFO	SOCKET-ASSY,TAIL LAMP	1	
23025	23025-1301	INFO	LAMP-TAIL	1	
92009	92009-1611	INFO	SCREW,6X14	5	
92015	92015-1367	INFO	NUT,FLANGED,6MM	3	
92022	92022-1557	INFO	WASHER,6.5X20X1.6	3	
92027	92027-162	INFO	COLLAR,6.8X10X12	3	
92069	92069-063	INFO	BULB,12V 21/5W	2	
92150	92150-1909	INFO	BOLT,6X16	2	
92160	92160-1162	INFO	DAMPER	3	
92161	92161-1287	INFO	DAMPER,TAIL LAMP	1	



Ref #	Part #	INFO	Description	Qty	Spec Code
224	224C0408	INFO	SCREW-PAN-WP-CROS,4X8	2	
11009	11009-1402	INFO	GASKET,SIGNAL LAMP	4	
23037	23037-1428	INFO	LAMP-ASSY-SIGNAL,FR.	2	
23040	23040-1295	INFO	LAMP-SIGNAL,RR.	2	
23048	23048-1054	INFO	LENS-SIGNAL LAMP	2	
23048A	23048-1055	INFO	LENS-SIGNAL LAMP	2	
23051	23051-1207	INFO	BRACKET-SIGNAL LAMP,FR.	2	
23051A	23051-1248	INFO	BRACKET-SIGNAL LAMP	2	
92009	92009-1115	INFO	SCREW,TAPPING,3X16	8	
92009A	92009-1304	INFO	SCREW,TAPPING,4X20	4	
92015	92015-1367	INFO	NUT,FLANGED,6MM	4	
92069			BULB,12V,21W	4	(LOCAL PROCUREMENT ITEM)
92075	92075-1698	INFO	DAMPER,SIGNAL LAMP	2	
92200	92200-1016	INFO	WASHER,SIGNAL LAMP	2	
92200A	92200-1021	INFO	WASHER	2	
92200B	92200-1520	INFO	WASHER,SIGNAL LAMP	2	



Ref #	Part #	Description	Qty	Spec Code
601	601B6005UU INFO	BEARING-BALL, #6005UU	2	
41068	41068-1426 INFO	AXLE, FR	1	
41073	41073-1633-C INFO	WHEEL-ASSY, FR, L, GREEN	1	
41073A	41073-1633-DH INFO	WHEEL-ASSY, FR, C, GRAY	1	
41073B	41073-1633-5G INFO	WHEEL-ASSY, FR, BLUE	1	[CN]
92033	92033-1042 INFO	RING-SNAP, 47MM	1	
92049	92049-1377 INFO	SEAL-OIL, B.J.N. 32 47 5	2	
92143	92143-1478 INFO	COLLAR, FR AXLE, LH, L=44.5	1	
92152	92152-1079 INFO	COLLAR, FR HUB, L=98	1	
92152A	92152-1251 INFO	COLLAR, FR AXLE, L=21.5	2	

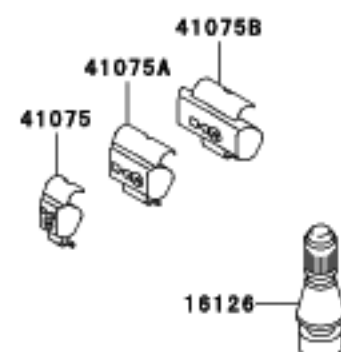
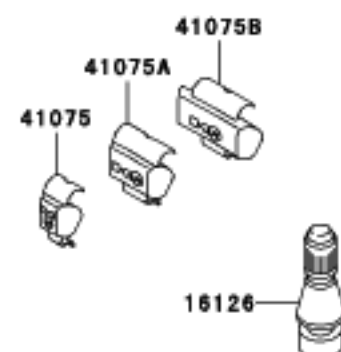


Ref #	Part #	INFO	Description	Qty	Spec Code
481	481J5500	INFO	CIRCLIP	1	
550	550D4040	INFO	PIN-COTTER, 4.0X40	1	
601	601B6006G	INFO	BEARING-BALL, #6006G	1	
601A	601B6205UU	INFO	BEARING-BALL	2	
41068	41068-1420	INFO	AXLE, RR	1	
41073	41073-1653-CJ	INFO	WHEEL-ASSY, RR, L, GREEN	1	
41073A	41073-1653-DH	INFO	WHEEL-ASSY, RR, C, GRAY	1	
41073B	41073-1653-5G	INFO	WHEEL-ASSY, RR, BLUE	1	[CN]
42033	42033-1213	INFO	COUPLING-ASSY, RR HUB	1	
42036	42036-1279	INFO	SLEEVE, RR HUB, L=22	1	
42041	42041-1547	INFO	SPROCKET-HUB, 41T	1	
92004	92004-1275	INFO	STUD, 10X19	6	
92015	92015-1335	INFO	NUT, FLANGED, 10MM	6	
92015A	92015-1844	INFO	NUT, CASTLE, 24MM	1	
92033	92033-1043	INFO	RING-SNAP, 52MM	1	
92049	92049-1375	INFO	SEAL-OIL, RR HUB, L=159	1	
92049A	92049-1376	INFO	SEAL-OIL, PJN 40 55 8	1	
92057	92057-1512	INFO	CHAIN, DRIVE, EK525UVXL2X110L	1	
92058	92058-1089	INFO	JOINT-CHAIN, DRIVE	1	
92152	92152-1208	INFO	COLLAR, RR HUB, L=159	1	
92152A	92152-1245	INFO	COLLAR, RR AXLE, LH, L=17	1	
92152B	92152-1246	INFO	COLLAR, RR AXLE, RH, L=16	1	
92160	92160-1485	INFO	DAMPER, SHOCK, RR HUB	4	
92200	92200-1479	INFO	WASHER, 25.5X38X3.2	1	

Ref #	Part #		Description	Qty	Spec Code
16126	16126-1140	INFO	VALVE,TIRE	2	
41009	41009-1400	INFO	TIRE,FR.,120/70ZR17(58W),BT012F	1	
41009A	41009-1401	INFO	TIRE,RR.,190/50ZR17(73W),BT012R	1	
41075	41075-1014	INFO	BALANCER-WHEEL,10G,SILVER	AR	
41075A	41075-1015	INFO	BALANCER-WHEEL,20G,SILVER	AR	
41075B	41075-1016	INFO	BALANCER-WHEEL,30G,SILVER	AR	

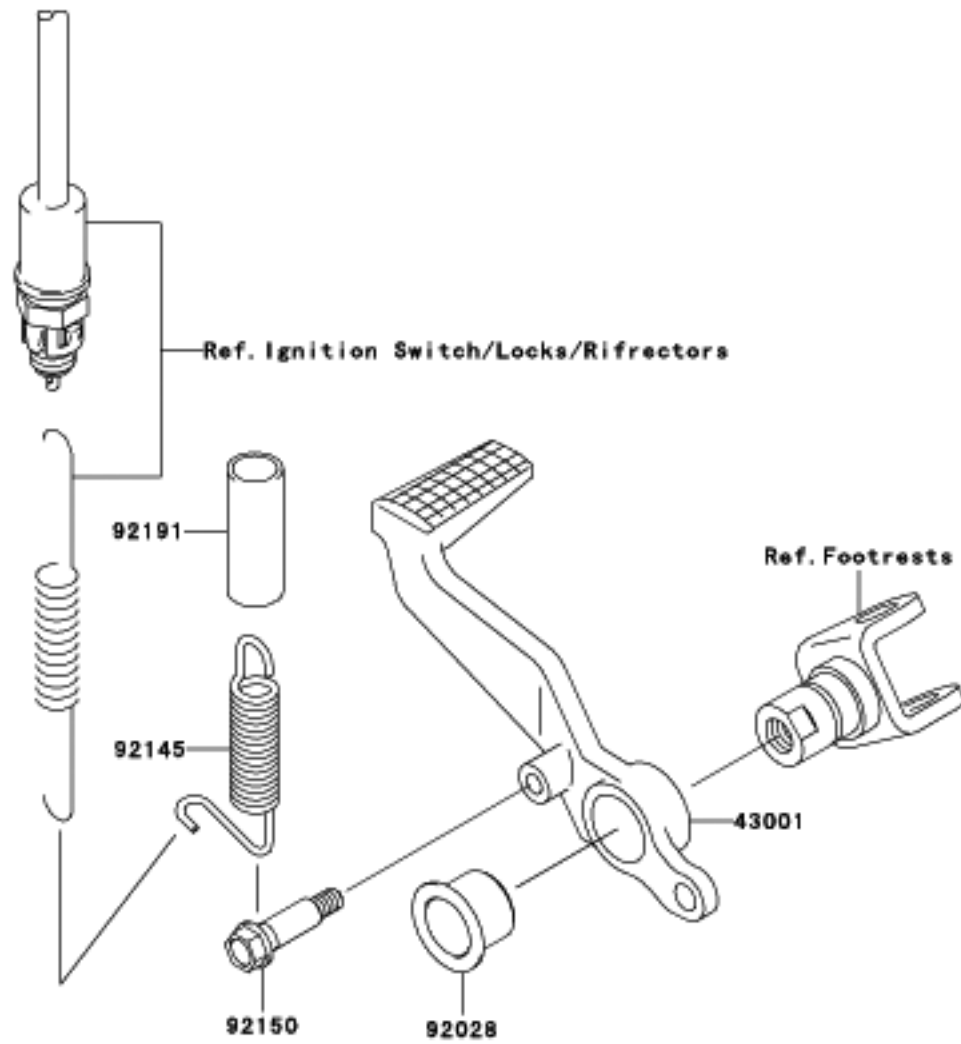
F2210

FRONT

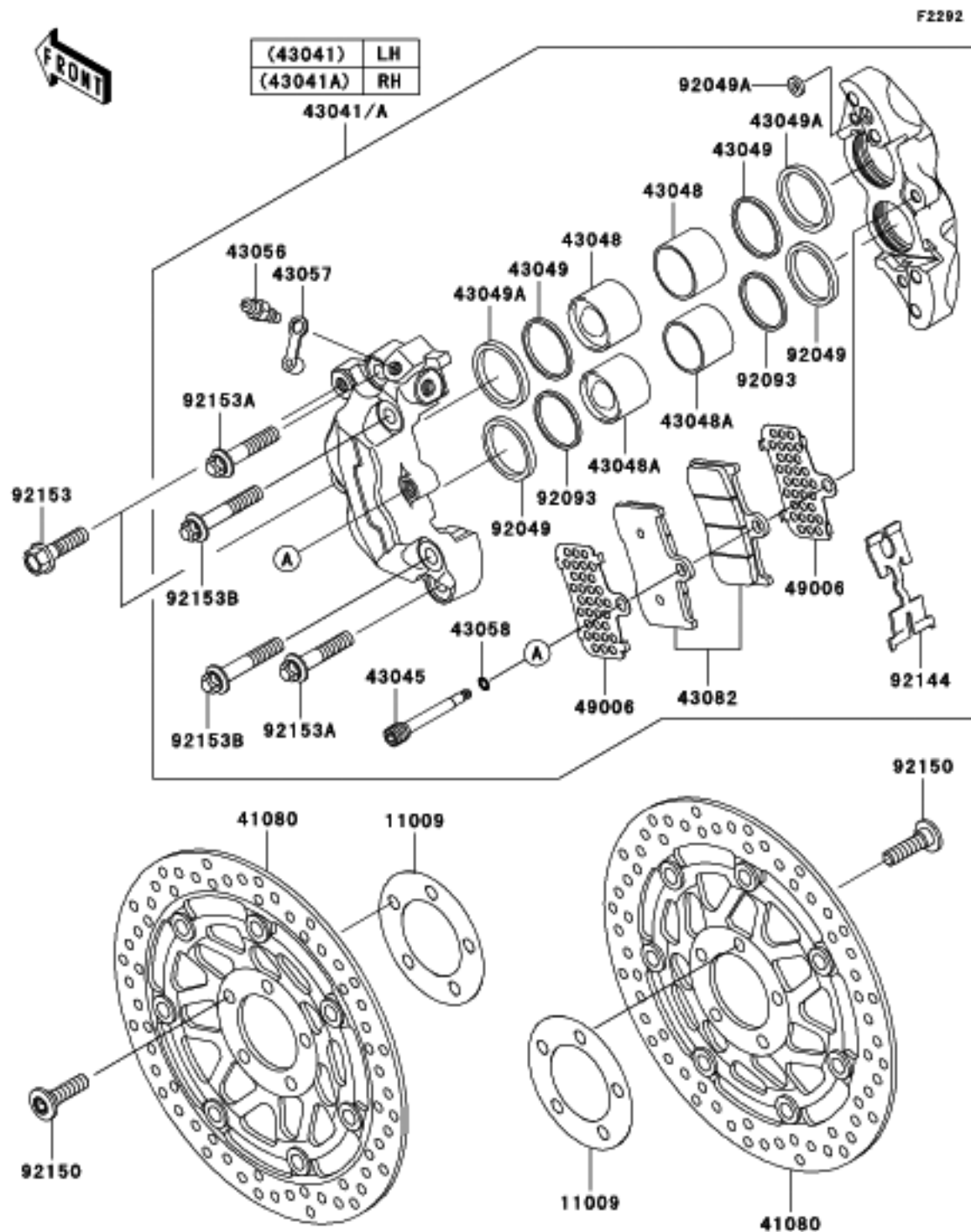




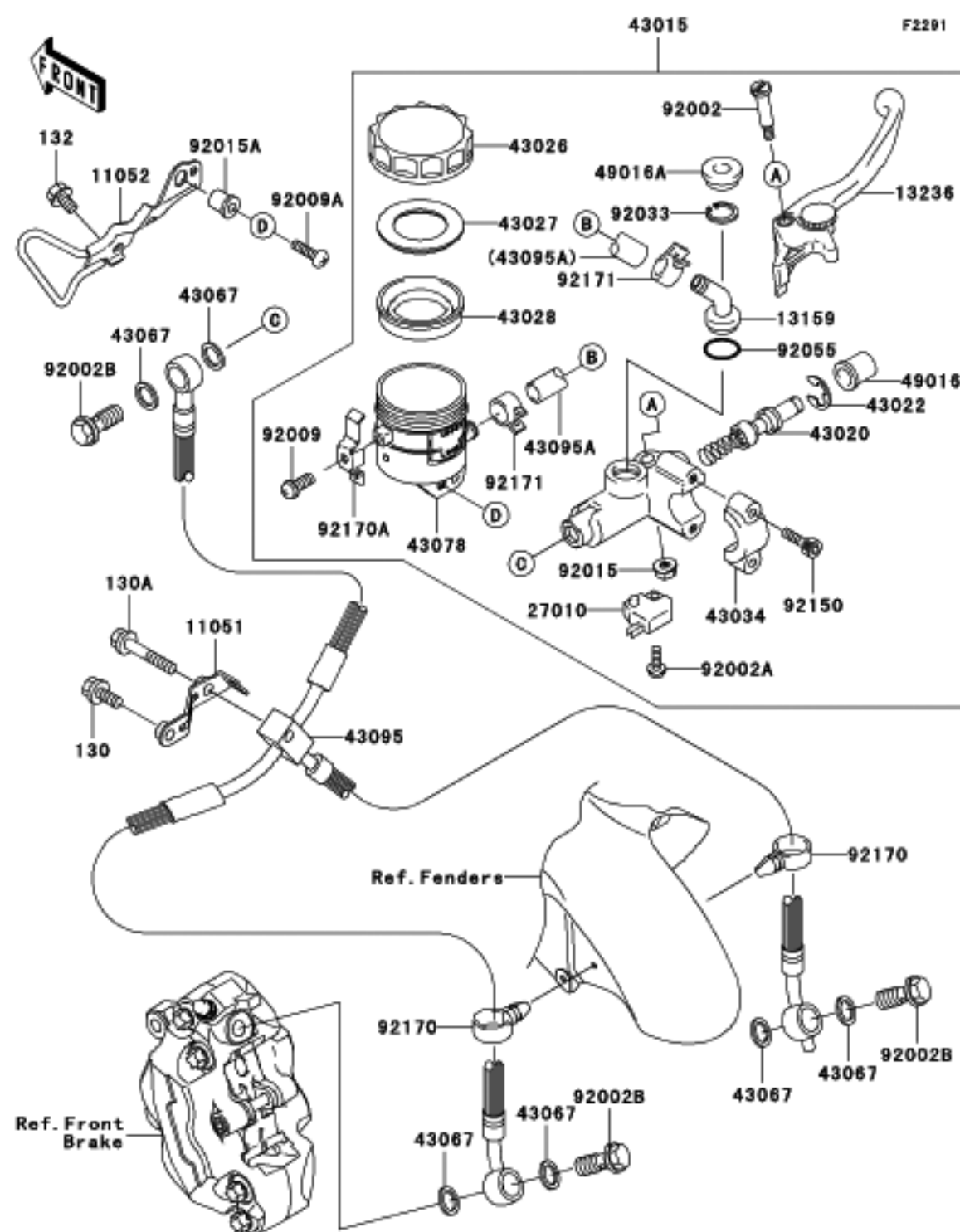
F2280



Ref #	Part #		Description	Qty	Spec Code
43001	43001-1393	INFO	LEVER-BRAKE,PEDAL	1	
92028	92028-1576	INFO	BUSHING	1	
92145	92145-1090	INFO	SPRING,BRAKE,PEDAL RETURN	1	
92150	92150-1439	INFO	BOLT	1	
92191	92191-1739	INFO	TUBE,12X15X40	1	

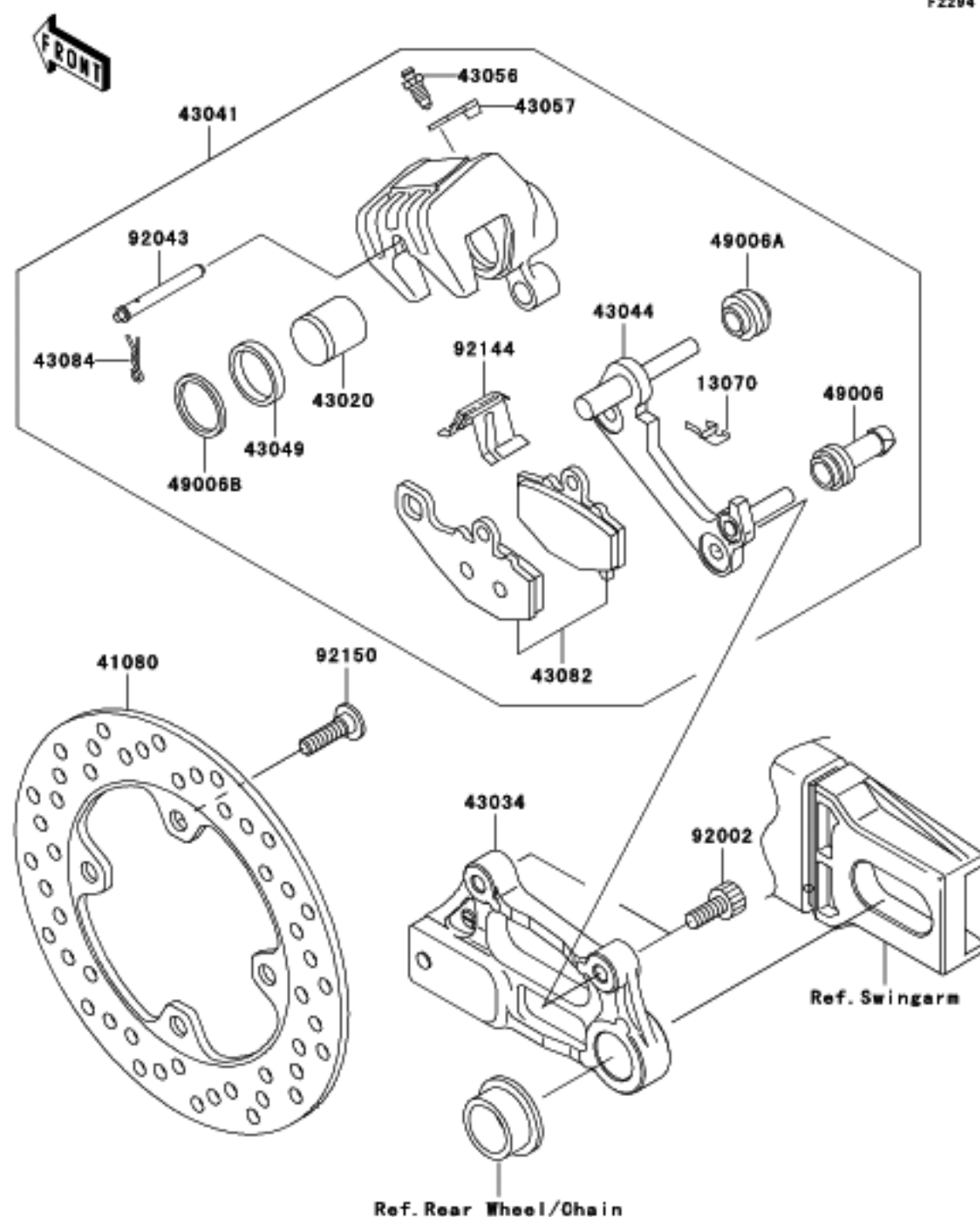


Ref #	Part #		Description	Qty	Spec Code
11009	11009-1754	INFO	GASKET,DISC PLATE	2	
41080	41080-1468-A4	INFO	DISC,FR.GOLD+SILVER	2	
43041	43041-1855-8Q	INFO	CALIPER-ASSY,FR,LH,GOLD	1	
43041A	43041-1856-8Q	INFO	CALIPER-ASSY,FR,RH,GOLD	1	
43045	43045-1053	INFO	SHAFT-CALIPER	2	
43048	43048-1096	INFO	PISTON-CALIPER,32MM.	4	
43048A	43048-1097	INFO	PISTON-CALIPER,30MM.	4	
43049	43049-1081	INFO	PACKING	4	
43049A	43049-1082	INFO	PACKING	4	
43056	43056-1055	INFO	BREATHER-BRAKE	2	
43057	43057-1001	INFO	CAP-BREATHER	2	
43058	43058-1100	INFO	RING,STOPPER	2	
43082	43082-1290	INFO	PAD-ASSY-BRAKE	2	
49006	49006-1360	INFO	BOOT,INSULATOR PAD	4	
92049	92049-1331	INFO	SEAL-OIL,PISTON	4	
92049A	92049-1448	INFO	SEAL-OIL	2	
92093	92093-1272	INFO	SEAL,PISTON	4	
92144	92144-1470	INFO	SPRING,PAD	2	
92150	92150-1771	INFO	BOLT,SOCKET,8X30	10	
92153	92153-1089	INFO	BOLT,FLANGED,8X30	4	
92153A	92153-1093	INFO	BOLT,TORX,8X38	4	
92153B	92153-1094	INFO	BOLT,TORX,8X45	4	

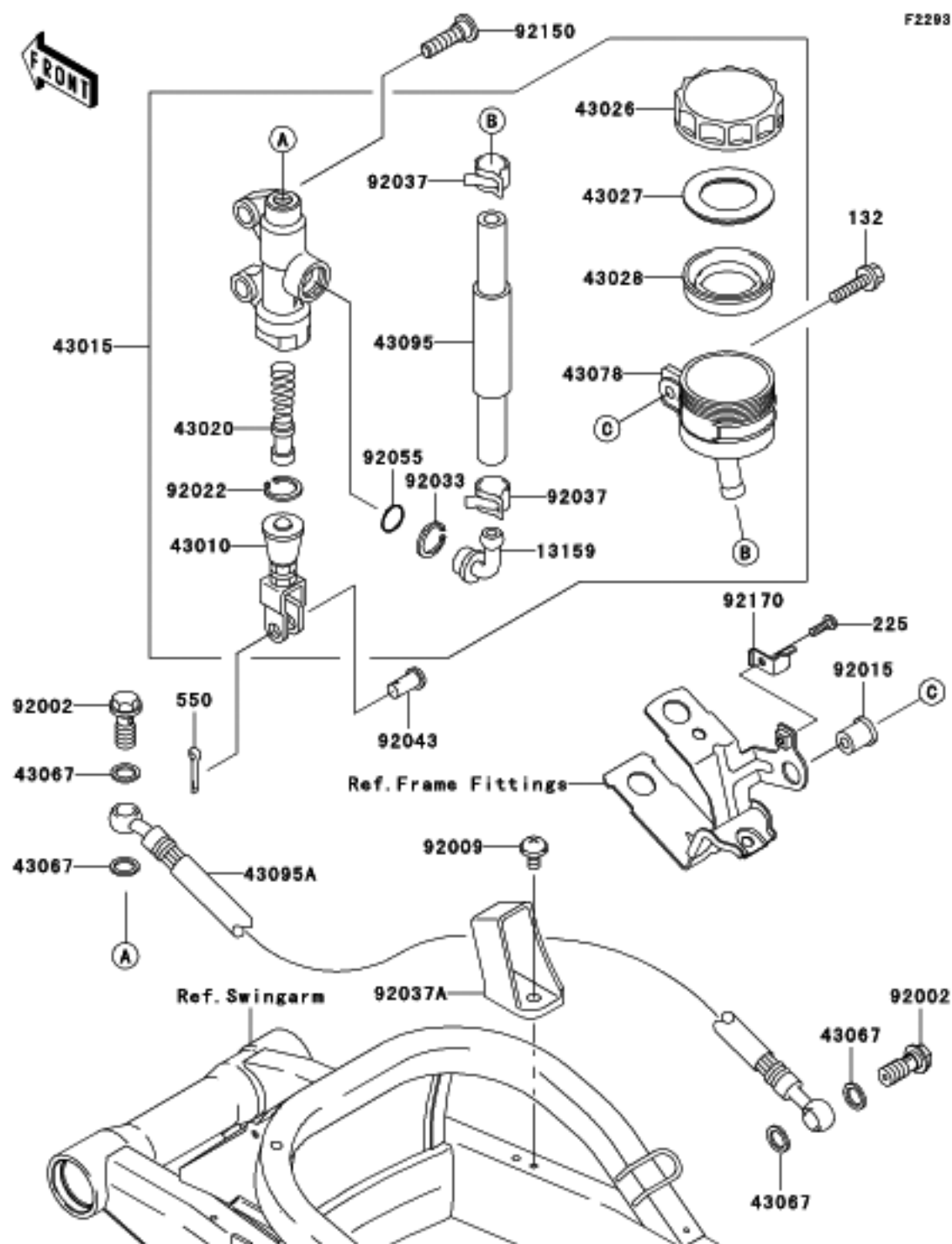


Ref #	Part #	Description	Qty	Spec Code
130	130J0614	INFO BOLT-FLANGED,6X14,BLACK	1	
130A	130J0635	INFO BOLT-FLANGED,6X35	1	
132	132J0610	INFO BOLT-FLANGED-SMALL,6X10	1	
11051	11051-1806	INFO BRACKET,BRAKE,HOSE	1	
11052	11052-1636	INFO BRACKET,RESERVOIR,TANK	1	
13159	13159-1061	INFO CONNECTOR	1	
13236	13236-1326	INFO LEVER-COMP,FRONT,BRAKE	1	
27010	27010-1170	INFO SWITCH,BRAKE	1	
43015	43015-1691	INFO CYLINDER-ASSY-MASTER,FR	1	
43020	43020-1054	INFO PISTON-COMP-BRAKE,FR	1	
43022	43022-1010	INFO STOPPER-BRAKE,PISTON	1	
43026	43026-1051	INFO CAP-BRAKE	1	
43027	43027-1051	INFO PLATE-DIAPHRAGM	1	
43028	43028-1057	INFO DIAPHRAGM,MASTER,CYLINDER	1	
43034	43034-1016	INFO HOLDER-BRAKE,MASTER,CYLINDER	1	
43067	43067-001	INFO WASHER,10.5X15X1.5	6	
43078	43078-1099	INFO RESERVOIR	1	
43095	43095-1247	INFO HOSE-BRAKE,FR	1	
43095A	43095-1277	INFO HOSE-BRAKE,FR,MASTER,CYLINDER	1	
49016	49016-1044	INFO COVER-SEAL,MASTER,CYLINDER	1	
49016A	49016-1147	INFO COVER-SEAL	1	
92002	92002-1322	INFO BOLT,LEVER,SET,BLACK	1	
92002A	92002-1323	INFO BOLT,SCREW,4X12	1	
92002B	92002-1888	INFO BOLT,OIL,L=23	3	
92009	92009-1570	INFO SCREW	1	
92009A	92009-1655	INFO SCREW,5X18	1	
92015	92015-1233	INFO NUT,FLANGED,6MM,BLACK	1	
92015A	92015-1757	INFO NUT,WELL,5MM	1	
92033	92033-1186	INFO RING-SNAP,20.5MM	1	
92055	92055-1251	INFO RING-O,MASTER,CYLINDER	1	
92150	92150-1328	INFO BOLT	2	
92170	92170-1067	INFO CLAMP	2	
92170A	92170-1090	INFO CLAMP	1	
92171	92171-1529	INFO CLAMP,HOSE	2	

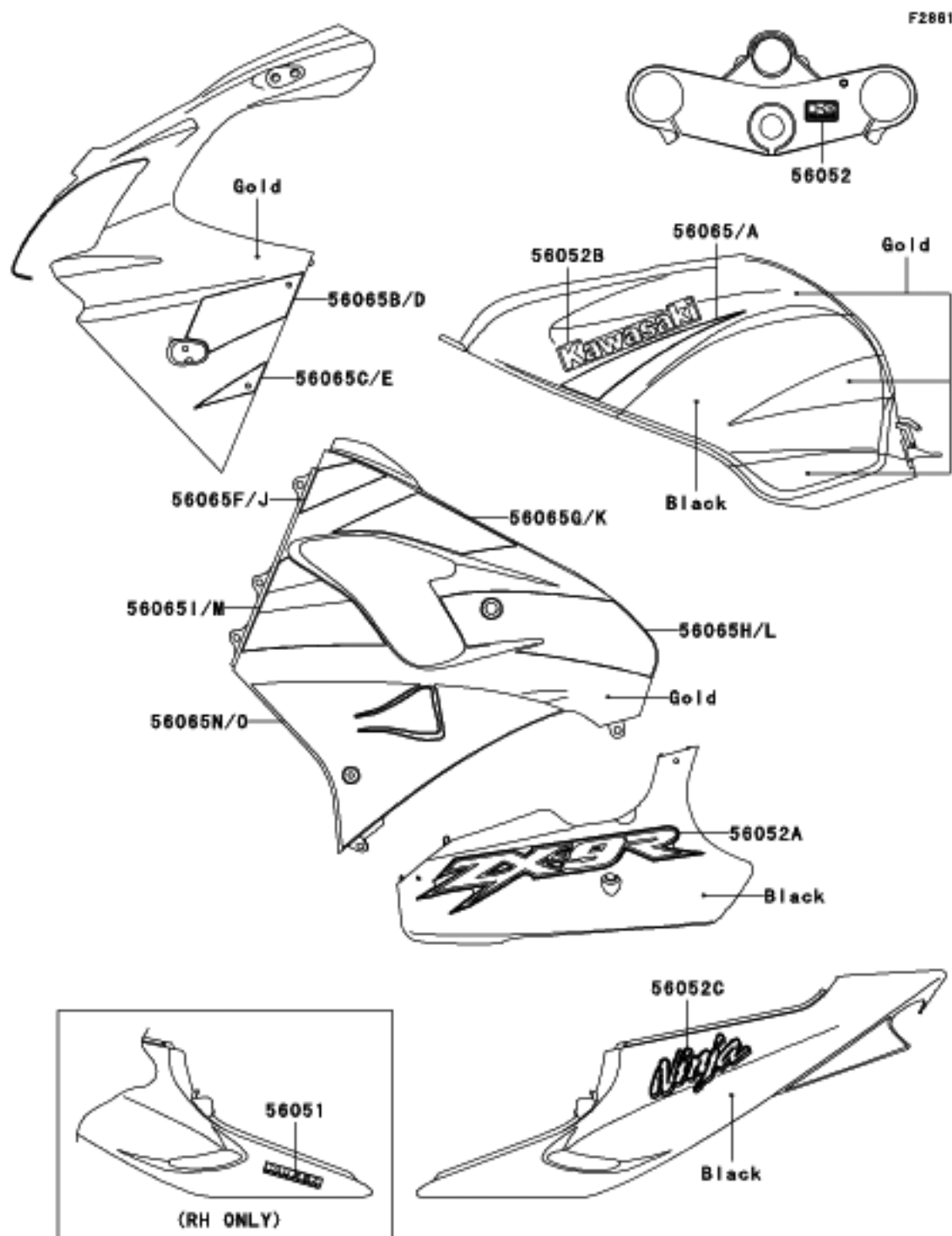
F2294



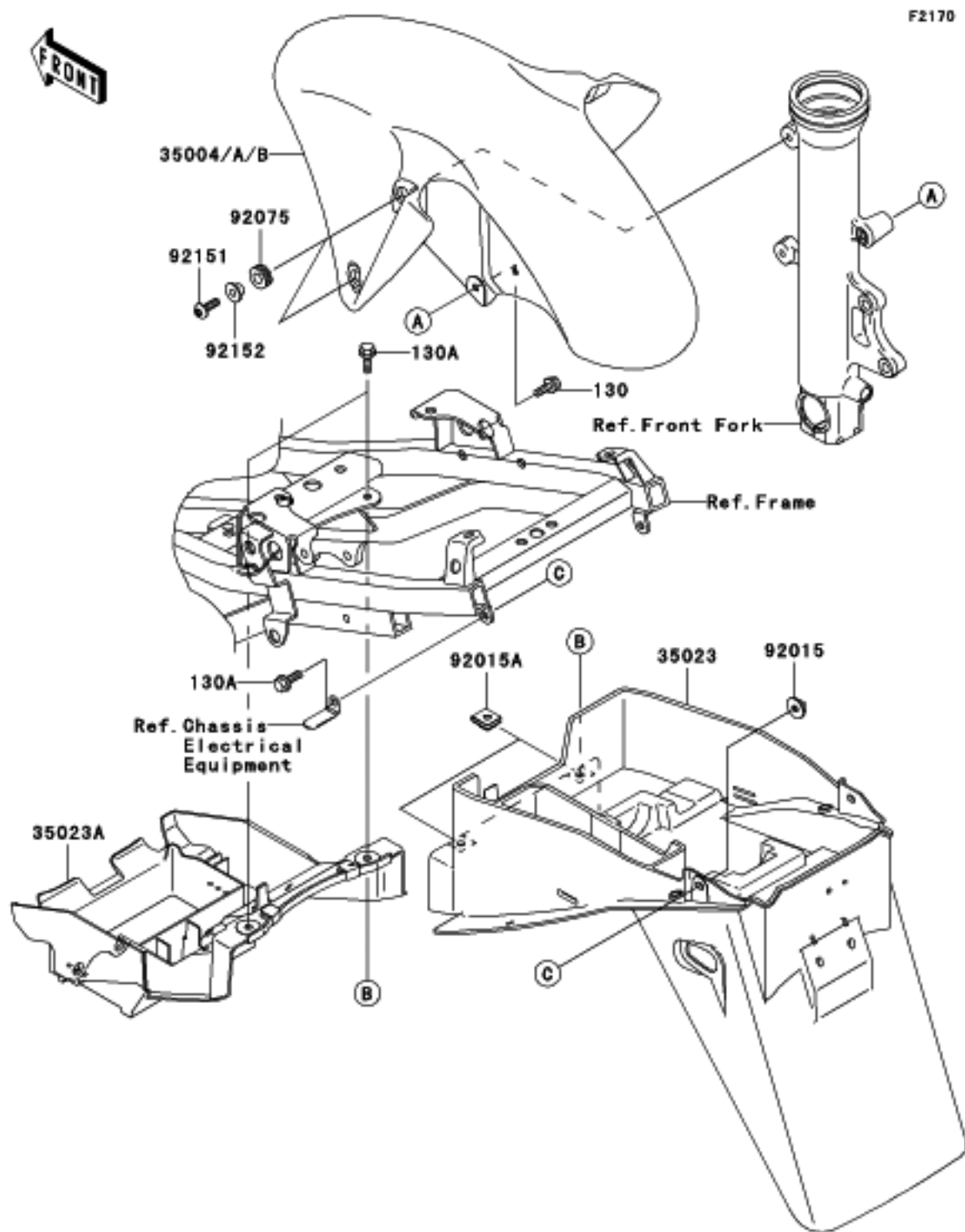
Ref #	Part #	INFO	Description	Qty	Spec Code
13070	13070-1273	INFO	GUIDE	1	
41080	41080-1443-CL	INFO	DISC,RR,GOLD	1	
43020	43020-1119	INFO	PISTON-COMP-BRAKE	1	
43034	43034-1159	INFO	HOLDER-BRAKE,REAR CALIPER	1	
43041	43041-1662-8Q	INFO	CALIPER-ASSY,RR,GOLD	1	
43044	43044-1110	INFO	HOLDER-COMP-CALIPER,RR	1	
43049	43049-1097	INFO	PACKING,PISTON SEAL	1	
43056	43056-1054	INFO	BREATHER-BRAKE	1	
43057	43057-003	INFO	CAP-BREATHER	1	
43082	43082-1213	INFO	PAD-ASSY-BRAKE	1	
43084	43084-003	INFO	CLAMP,PAD	1	
49006	49006-1054	INFO	BOOT,CALIPER	1	
49006A	49006-1095	INFO	BOOT,CALIPER	1	
49006B	49006-1212	INFO	BOOT,PISTON SEAL	1	
92002	92002-1178	INFO	BOLT,SOCKET,8X20	2	
92043	92043-1489	INFO	PIN,PAD	1	
92144	92144-1719	INFO	SPRING,PAD	1	
92150	92150-1771	INFO	BOLT,SOCKET,8X30	4	



Ref #	Part #	Description	Qty	Spec Code
132	132J0625	INFO BOLT-FLANGED-SMALL	1	
225	225C0412	INFO SCREW-PAN-WSP-CROS	1	
550	550D2015	INFO PIN-COTTER,2.0X15	1	
13159	13159-1052	INFO CONNECTOR,RR MASTER CYLINDER	1	
43010	43010-1062	INFO ROD-ASSY-BRAKE	1	
43015	43015-1610	INFO CYLINDER-ASSY-MASTER,RR	1	
43020	43020-1094	INFO PISTON-COMP-BRAKE	1	
43026	43026-1051	INFO CAP-BRAKE	1	
43027	43027-1051	INFO PLATE-DIAPHRAGM	1	
43028	43028-1057	INFO DIAPHRAGM,MASTER CYLINDER	1	
43067	43067-001	INFO WASHER,10.5X15X1.5	4	
43078	43078-1082	INFO RESERVOIR,RR MASTER CYLINDER	1	
43095	43095-1115	INFO HOSE-BRAKE,RR MASTER CYLINDER	1	
43095A	43095-1272	INFO HOSE-BRAKE,RR	1	
92002	92002-1888	INFO BOLT,OIL,L=23	2	
92009	92009-1661	INFO SCREW,6X10	1	
92015	92015-1700	INFO NUT	1	
92022	92022-1601	INFO WASHER,CIR,CRIP	1	
92033	92033-1186	INFO RING-SNAP,20.5MM	1	
92037	92037-1547	INFO CLAMP,BRAKE HOSE	2	
92037A	92037-1896	INFO CLAMP,HOSE	1	
92043	92043-1303	INFO PIN,8MM	1	
92055	92055-1251	INFO RING-O,MASTER CYLINDER	1	
92150	92150-1843	INFO BOLT,SOCKET,8X30	2	
92170	92170-1879	INFO CLAMP,RESERVE TANK CAP	1	



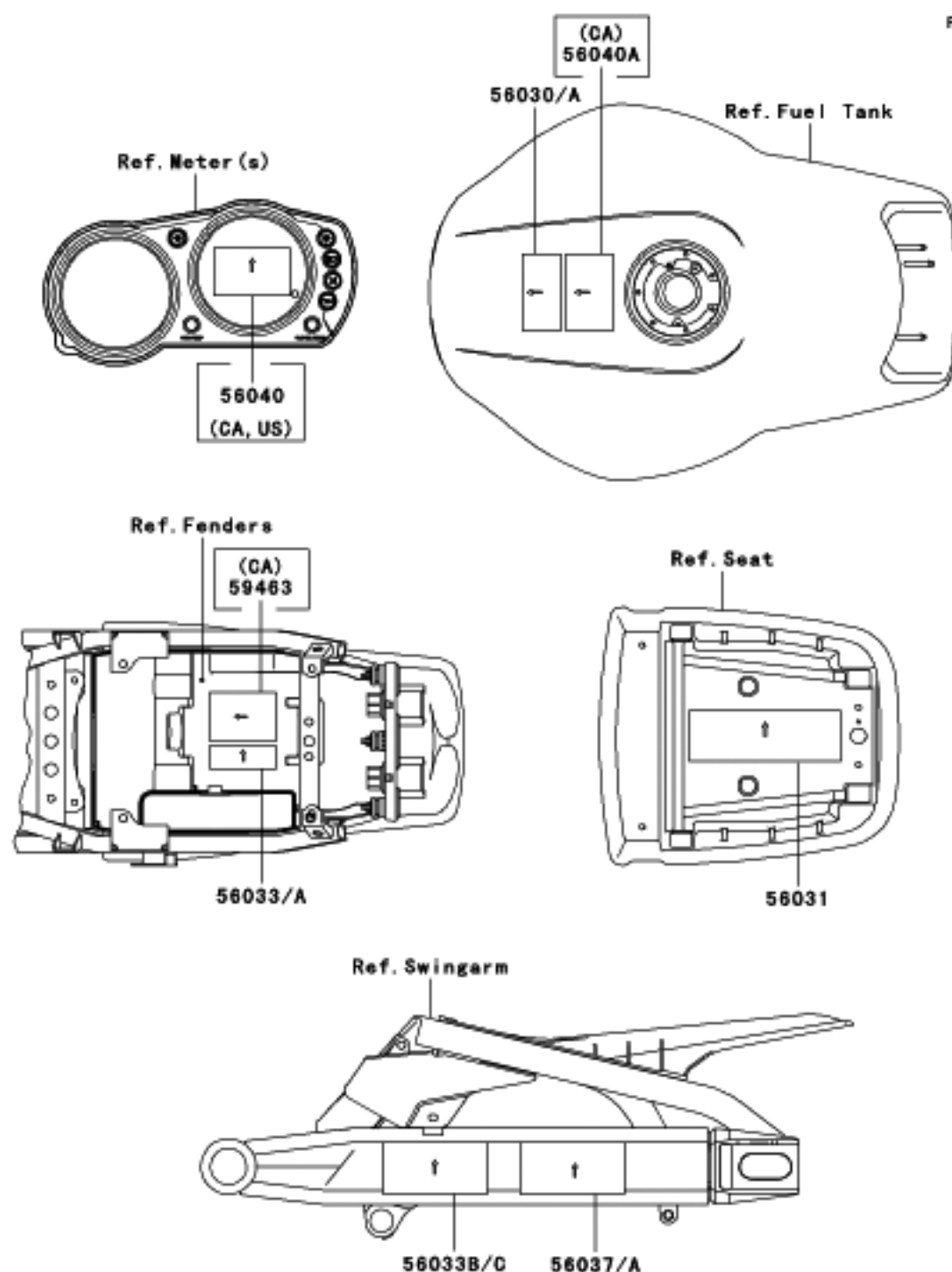
Ref #	Part #	INFO	Description	Qty	Spec Code
56051	56051-1801	INFO	MARK, KLEEN	1	
56052	56052-1202	INFO	MARK, K, KAWASAKI	1	
56052A	56052-1569	INFO	MARK, LWR. COWLING, ZX-9R	2	
56052B	56052-1574	INFO	MARK, FUEL TANK, KAWASAKI	2	
56052C	56052-1701	INFO	MARK, TAIL COVER, NINJA	2	
56065	56065-1392	INFO	PATTERN, FUEL TANK, LH	1	
56065A	56065-1393	INFO	PATTERN, FUEL TANK, RH	1	
56065B	56065-1396	INFO	PATTERN, LPP. COWLING, LPP, LH	1	
56065C	56065-1397	INFO	PATTERN, LPP. COWLING, LWR, LH	1	
56065D	56065-1398	INFO	PATTERN, LPP. COWLING, LPP, RH	1	
56065E	56065-1399	INFO	PATTERN, LPP. COWLING, LWR, RH	1	
56065F	56065-1400	INFO	PATTERN, SIDE COWLING, UPP, LH	1	
56065G	56065-1401	INFO	PATTERN, SIDE COWLING, CNT, LH	1	
56065H	56065-1402	INFO	PATTERN, SIDE COWLING, LWR, LH	1	
56065I	56065-1403	INFO	PATTERN, SIDE COWLING, FR, LH	1	
56065J	56065-1404	INFO	PATTERN, SIDE COWLING, UPP, RH	1	
56065K	56065-1405	INFO	PATTERN, SIDE COWLING, CNT, RH	1	
56065L	56065-1406	INFO	PATTERN, SIDE COWLING, LWR, RH	1	
56065M	56065-1407	INFO	PATTERN, SIDE COWLING, FR, RH	1	
56065N	56065-1549	INFO	PATTERN, SIDE COWLING, LH	1	
56065O	56065-1550	INFO	PATTERN, SIDE COWLING, RH	1	

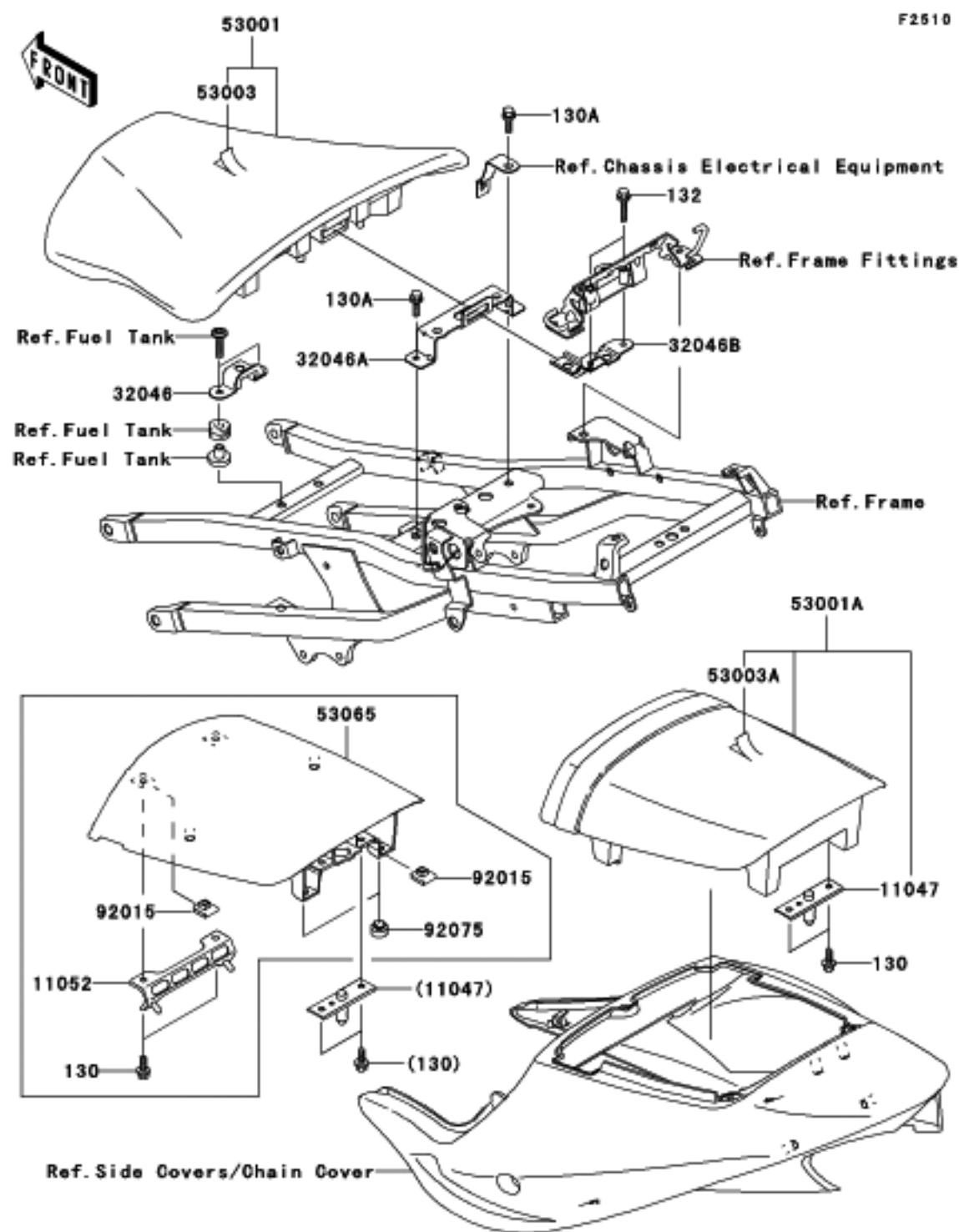


Ref #	Part #	INFO	Description	Qty	Spec Code
130	130H0616	INFO	BOLT-FLANGED,6X16	2	
130A	130J0620	INFO	BOLT-FLANGED	4	
35004	35004-1447-217	INFO	FENDER-FRONT,C.GOLD	1	
35004A	35004-1447-32	INFO	FENDER-FRONT,P.R.BLUE	1	[CN]
35004B	35004-1447-7F	INFO	FENDER-FRONT,L.GREEN	1	
35023	35023-1578	INFO	FENDER-REAR,RR	1	
35023A	35023-1580	INFO	FENDER-REAR,FR	1	
92015	92015-1321	INFO	NUT,6MM	2	
92015A	92015-1531	INFO	NUT,CLAMP,6MM	2	
92075	92075-1634	INFO	DAMPER	4	
92151	92151-1750	INFO	BOLT,SOCKET,6X20	4	
92152	92152-1449	INFO	COLLAR	4	

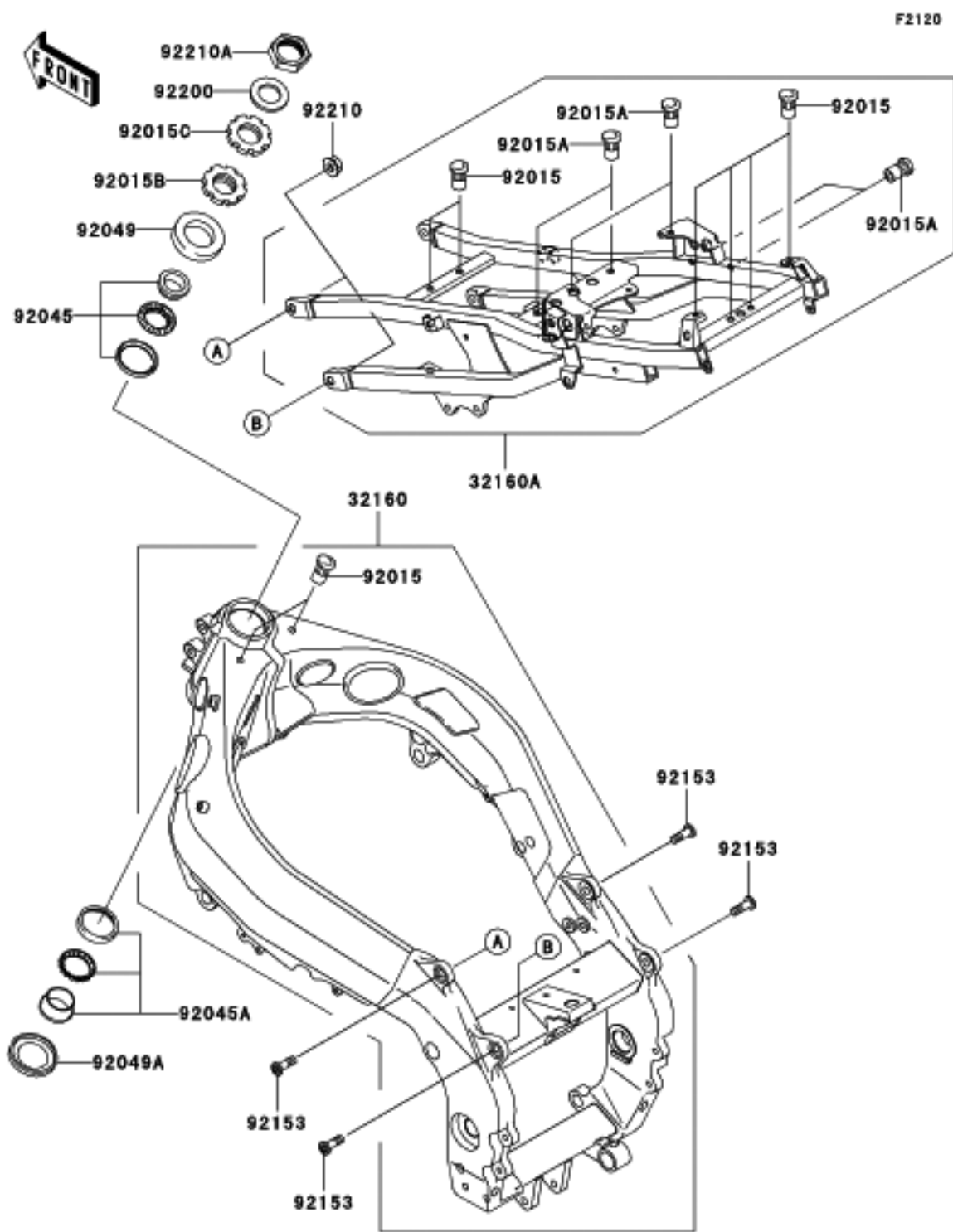
Ref #	Part #		Description	Qty	Spec Code
56030	56030-1178	INFO	LABEL,GASOLINE	1	[CN]
56030A	56030-1276	INFO	LABEL,GASOLINE	1	[CA,US]
56031	56031-1914	INFO	LABEL-MANUAL,DAILY SAFETY	1	
56033	56033-1284	INFO	LABEL-MANUAL,OIL&OIL FILTER	1	[CN]
56033A	56033-1298	INFO	LABEL-MANUAL,OIL&OIL FILTER	1	[CA,US]
56033B	56033-1302	INFO	LABEL-MANUAL,CHAIN	1	[CA,US]
56033C	56033-1303	INFO	LABEL-MANUAL,CHAIN	1	[CN]
56037	56037-1969	INFO	LABEL-SPECIFICATION,TIRE&LOAD	1	[CA,US]
56037A	56037-1970	INFO	LABEL-SPECIFICATION,TIRE&LOAD	1	[CN]
56040	56040-1007	INFO	LABEL-WARNING,BREAK IN CAUTION	1	[CA,US]
56040A	56040-1121	INFO	LABEL-WARNING,EVAPO	1	[CA]
59463	59463-1525	INFO	LABEL-CERTIFICATION,EVAPO ROUT	1	[CA]

F2880

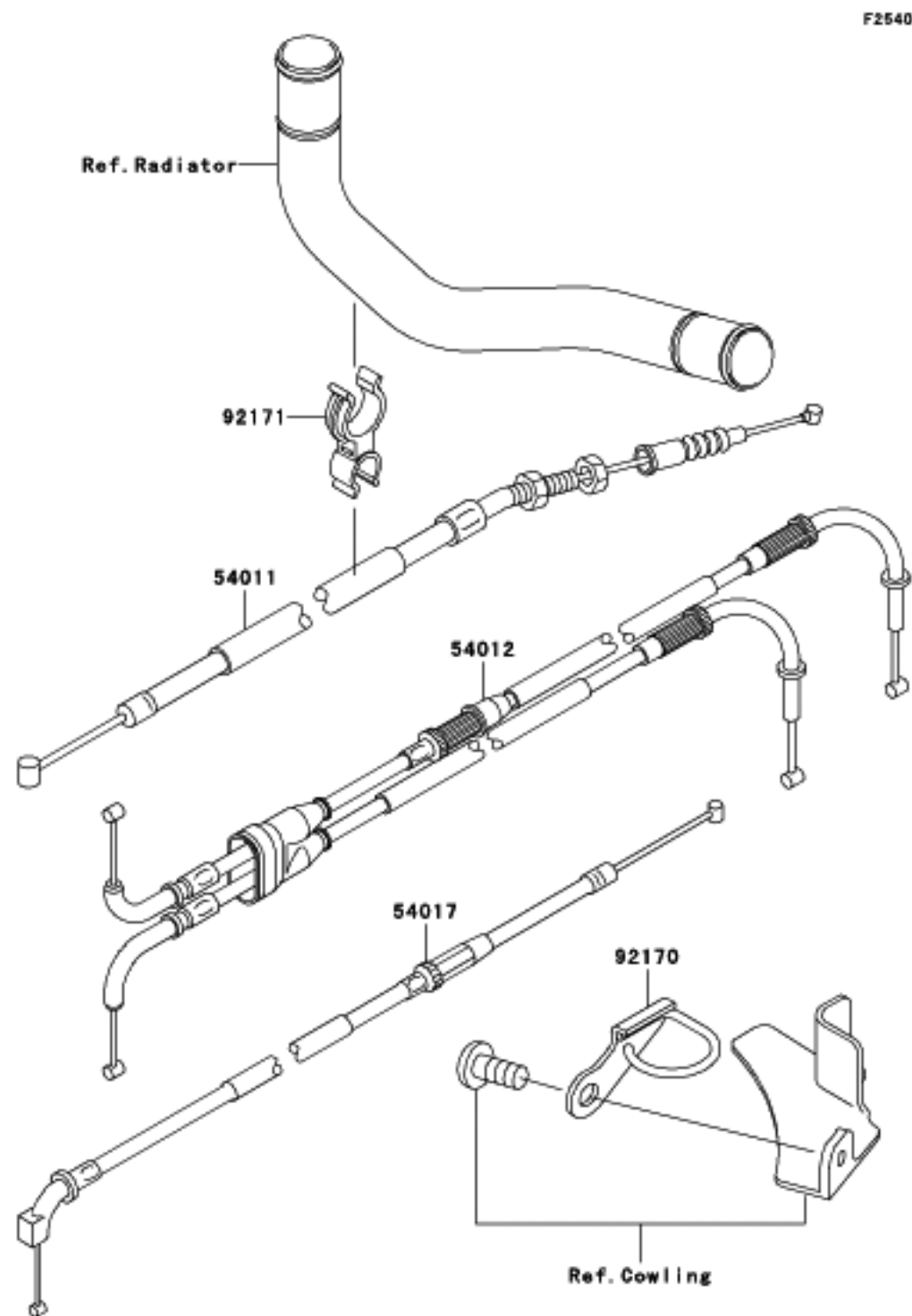




Ref #	Part #	Description	Qty	Spec Code
130	130J0616 INFO	BOLT-FLANGED,6X16,BLACK	4	
130A	130J0620 INFO	BOLT-FLANGED	2	
132	132J0630 INFO	BOLT-FLANGED-SMALL	2	
11047	11047-1638 INFO	BRACKET,SEAT	1	
11052	11052-1643 INFO	BRACKET,SEAT COVER	1	
32046	32046-1436 INFO	BRACKET-SEAT,FR	1	
32046A	32046-1506 INFO	BRACKET-SEAT,RR,LWR	1	
32046B	32046-1508 INFO	BRACKET-SEAT,RR,UPP	1	
53001	53001-1981-MA INFO	SEAT-ASSY,FR,BLACK	1	
53001A	53001-1982-MA INFO	SEAT-ASSY,RR,W/BAND,BLACK	1	
53003	53003-1493-MA INFO	LEATHER,FRONT SEAT,BLACK	1	
53003A	53003-1494-MA INFO	LEATHER,REAR SEAT,BLACK	1	
53065	53065-1053-B5 INFO	COVER SEAT,BLACK	1	
92015	92015-1531 INFO	NUT,CLAMP,6MM	4	
92075	92075-1598 INFO	DAMPER	2	

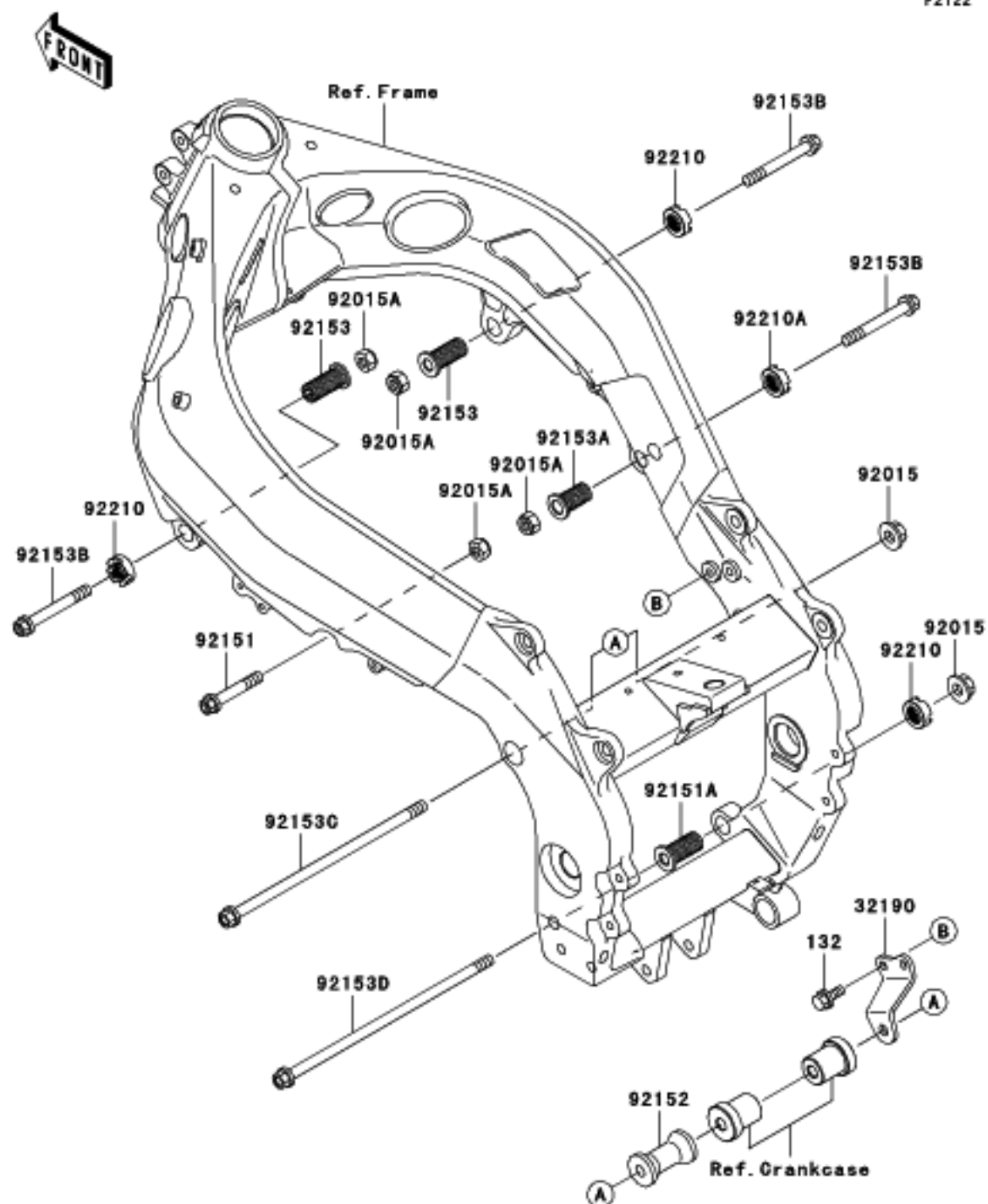


Ref #	Part #	INFO	Description	Qty	Spec Code
32160	32160-1767-TX	INFO	FRAME-COMP,AL,FR,SILVER	1	
32160A	32160-1769-TX	INFO	FRAME-COMP,AL,RR,SILVER	1	
92015	92015-1791	INFO	NUT,POP,6MM,L=15	8	
92015A	92015-1792	INFO	NUT,POP,6MM,L=16.5	6	
92015B	92015-1803	INFO	NUT,25MM	1	
92015C	92015-1810	INFO	NUT,25MM	1	
92045	92045-1382	INFO	BEARING-BALL,SAC2547-2	1	
92045A	92045-1384	INFO	BEARING-BALL,SF07A17PX1V1	1	
92049	92049-1313	INFO	SEAL-OIL,XMH33 70 6.4J-A	1	
92049A	92049-1383	INFO	SEAL-OIL,XMHE 43 55 4J	1	
92153	92153-1164	INFO	BOLT,SOCKET,10X35	4	
92200	92200-1126	INFO	WASHER,22.5X36X3.2	1	
92210	92210-1080	INFO	NUT,LOCK,FLANGED,10MM	4	
92210A	92210-1202	INFO	NUT,22MM	1	

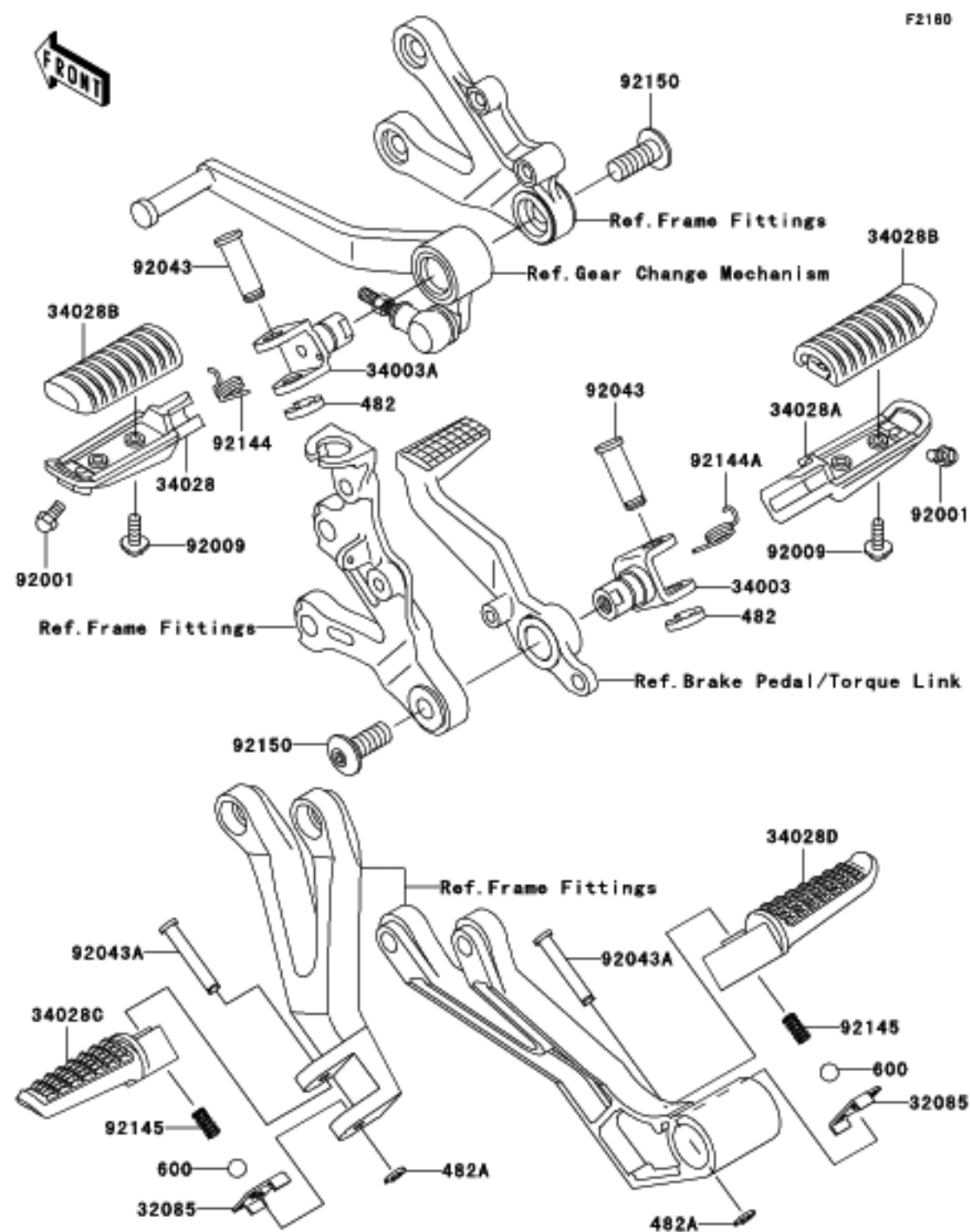


Ref #	Part #		Description	Qty	Spec Code
54011	54011-1416	INFO	CABLE-CLUTCH	1	
54012	54012-1577	INFO	CABLE-THROTTLE	1	
54017	54017-1141	INFO	CABLE-STARTER	1	
92170	92170-1717	INFO	CLAMP	1	
92171	92171-1520	INFO	CLAMP,CABLE	1	

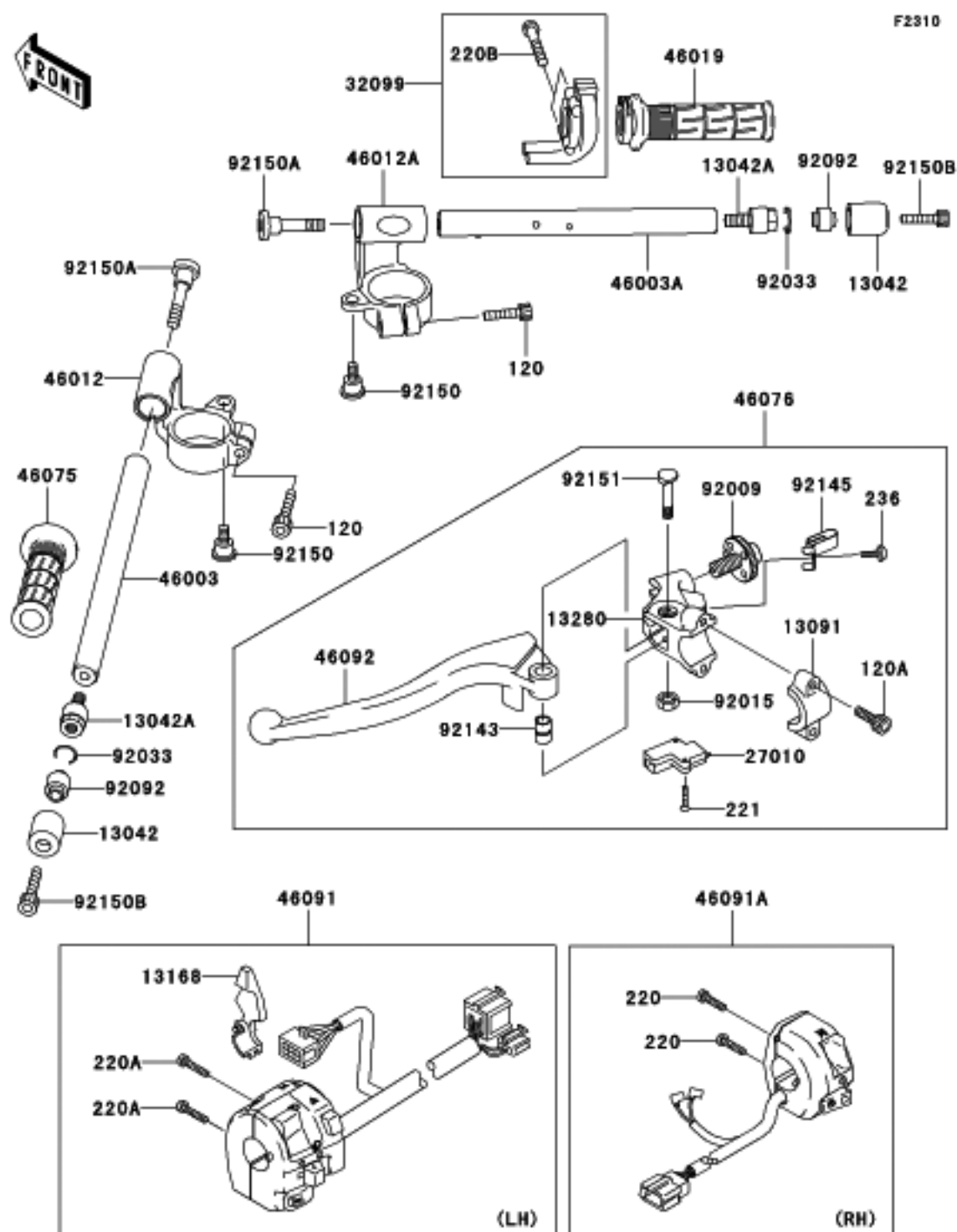
F2122



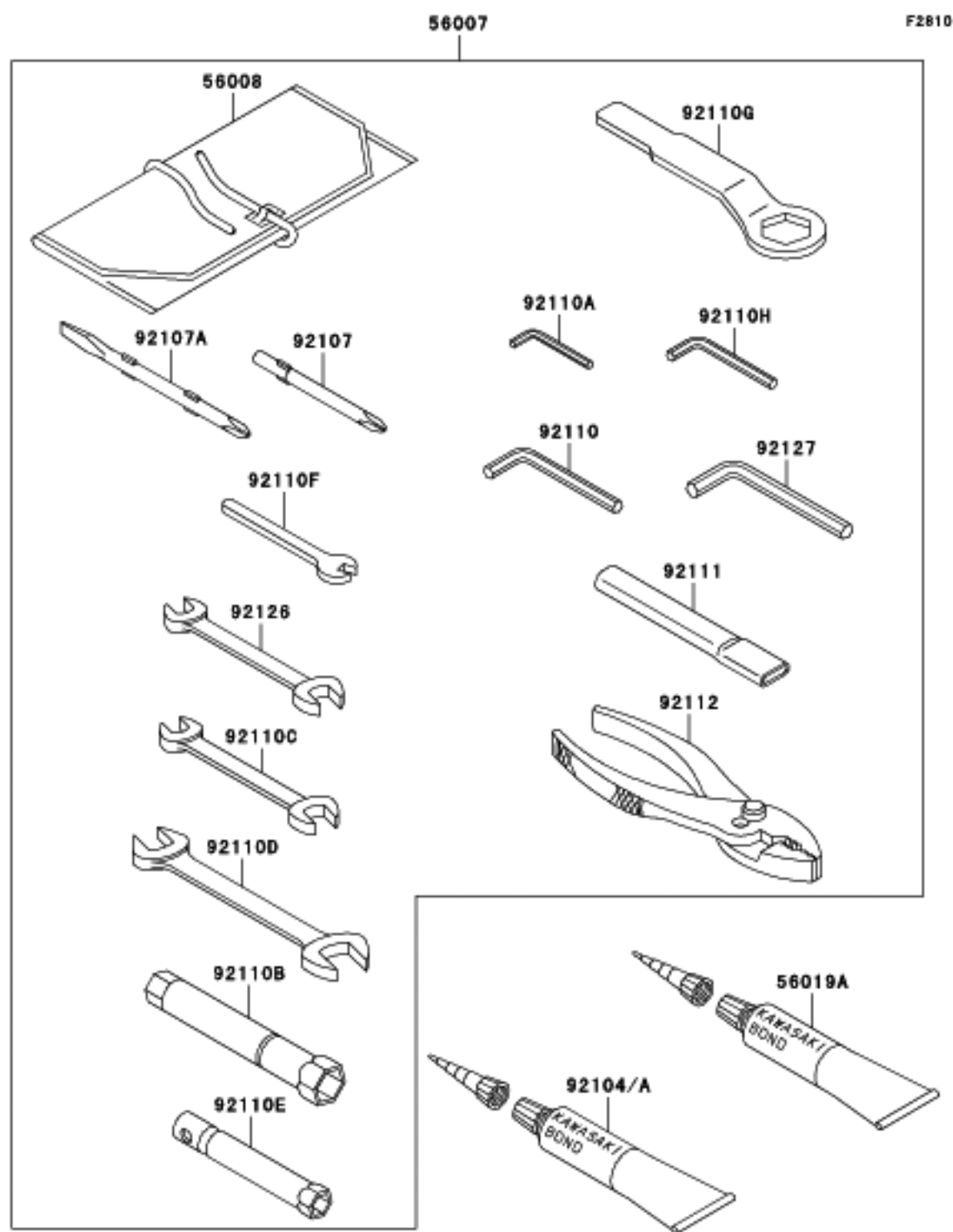
Ref #	Part #	INFO	Description	Qty	Spec Code
132	132J0820	INFO	BOLT-FLANGED-SMALL	2	
32190	32190-1105	INFO	BRACKET-ENGINE,RR,UPP,RH	1	
92015	92015-1180	INFO	NUT,FLANGED,10MM	2	
92015A	92015-1189	INFO	NUT,LOCK,10MM,BLACK	4	
92151	92151-1607	INFO	BOLT,FLANGED,10X57	1	
92151A	92151-1609	INFO	BOLT,ENGINE MOUNT,18MM	1	
92152	92152-1099	INFO	COLLAR,ENGINE MOUNT,RR,UPP,LH	1	
92153	92153-1098	INFO	BOLT,ENGINE MOUNT,18MM	2	
92153A	92153-1160	INFO	BOLT,ENGINE MOUNT,20MM	1	
92153B	92153-1162	INFO	BOLT,FLANGED,10X80	3	
92153C	92153-1182	INFO	BOLT,FLANGED,10X252	1	
92153D	92153-1183	INFO	BOLT,FLANGED,10X267	1	
92210	92210-1203	INFO	NUT,18MM	3	
92210A	92210-1365	INFO	NUT,20MM	1	



Ref #	Part #	INFO	Description	Qty	Spec Code
482	482L0100	INFO	CIRCLIP-TYPE-E,10MM	2	
482A	482L5000	INFO	CIRCLIP-TYPE-E,5MM	2	
600	600A0800	INFO	BALL-STEEL,1/4"	2	
32085	32085-1496	INFO	STOPPER,REAR STEP	2	
34003	34003-1327	INFO	HOLDER-STEP	1	
34003A	34003-1474	INFO	HOLDER-STEP	1	
34028	34028-1428	INFO	STEP,FR,LH	1	
34028A	34028-1429	INFO	STEP,FR,RH	1	
34028B	34028-1430	INFO	STEP,FR,RUBBER	2	
34028C	34028-1480	INFO	STEP,RR,LH	1	
34028D	34028-1481	INFO	STEP,RR,RH	1	
92001	92001-1905	INFO	BOLT,BANK SENSOR	2	
92009	92009-1404	INFO	SCREW,5X14	4	
92043	92043-1144	INFO	PIN,12X37	2	
92043A	92043-1595	INFO	PIN,6X40	2	
92144	92144-1567	INFO	SPRING,STEP RETURN,LH	1	
92144A	92144-1568	INFO	SPRING,STEP RETURN	1	
92145	92145-1319	INFO	SPRING	2	
92150	92150-1268	INFO	BOLT,SOCKET,10X25	2	



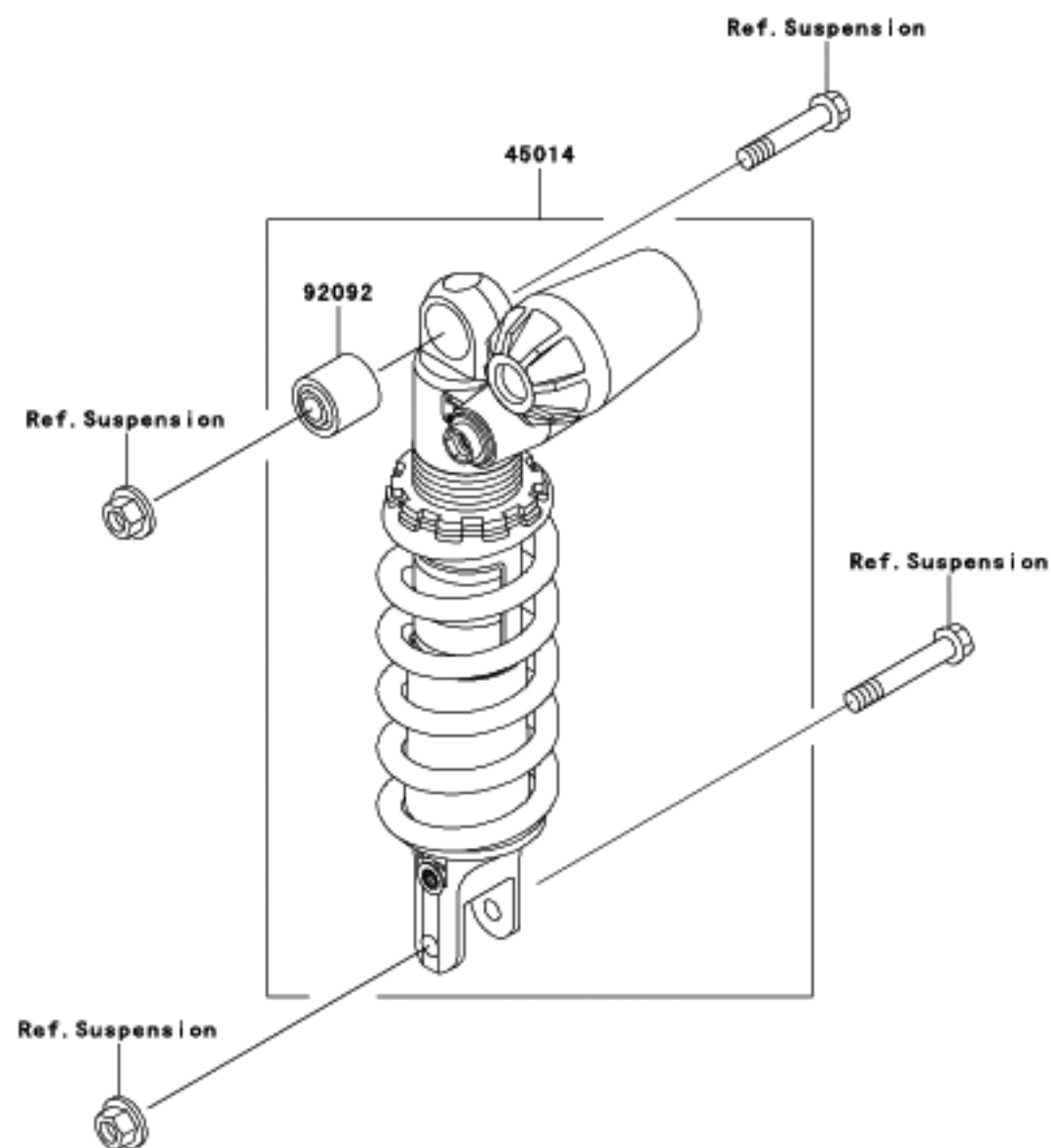
Ref #	Part #	INFO	Description	Qty	Spec Code
120	120P0830	INFO	BOLT-SOCKET,8X30	2	
120A	120S0620	INFO	BOLT-SOCKET,6X20	2	
220	220C0522	INFO	SCREW-PAN-CROS	2	
220A	220C0525	INFO	SCREW-PAN-CROS	2	
220B	220C0535	INFO	SCREW-PAN-CROS	2	
221	221C0316	INFO	SCREW-CSK-CROS	2	
236	236C0410	INFO	SCREW-PAN-WSP-CROS,4X10	1	
13042	13042-1133	INFO	WEIGHT,HANDLE	2	
13042A	13042-1152	INFO	WEIGHT,HANDLE	2	
13091	13091-1624	INFO	HOLDER,CLUTCH LEVER	1	
13168	13168-1516	INFO	LEVER,CHOKE	1	
13280	13280-1160	INFO	HOLDER,CLUTCH LEVER	1	
27010	27010-1447	INFO	SWITCH,CLUTCH	1	
32099	32099-1193	INFO	CASE,THROTTLE CABLE	1	
46003	46003-1584	INFO	HANDLE,LH	1	
46003A	46003-1586	INFO	HANDLE,RH	1	
46012	46012-1298	INFO	HOLDER-HANDLE,LH	1	
46012A	46012-1299	INFO	HOLDER-HANDLE,RH	1	
46019	46019-1095	INFO	GRIP-ASSY,THROTTLE	1	
46075	46075-1144	INFO	GRIP,LH	1	
46076	46076-1248	INFO	LEVER-ASSY-GRIP,CLUTCH	1	
46091	46091-1716	INFO	HOUSING-ASSY-CONTROL,LH	1	
46091A	46091-1823	INFO	HOUSING-ASSY-CONTROL,RH	1	
46092	46092-1211	INFO	LEVER-GRIP,CLUTCH	1	
92009	92009-1910	INFO	SCREW,ADJUST,NUT	1	
92015	92015-1191	INFO	NUT,LOCK,6MM,BLACK	1	
92033	92033-1102	INFO	RING-SNAP,OD=22.2	2	
92092	92092-1075	INFO	BUSHING-RUBBER,HANDLE	2	
92143	92143-1351	INFO	COLLAR	1	
92145	92145-1286	INFO	SPRING	1	
92150	92150-1090	INFO	BOLT,6MM	2	
92150A	92150-1469	INFO	BOLT,SOCKET,10X37	2	
92150B	92150-1604	INFO	BOLT,SOCKET,8X30	2	
92151	92151-1523	INFO	BOLT	1	



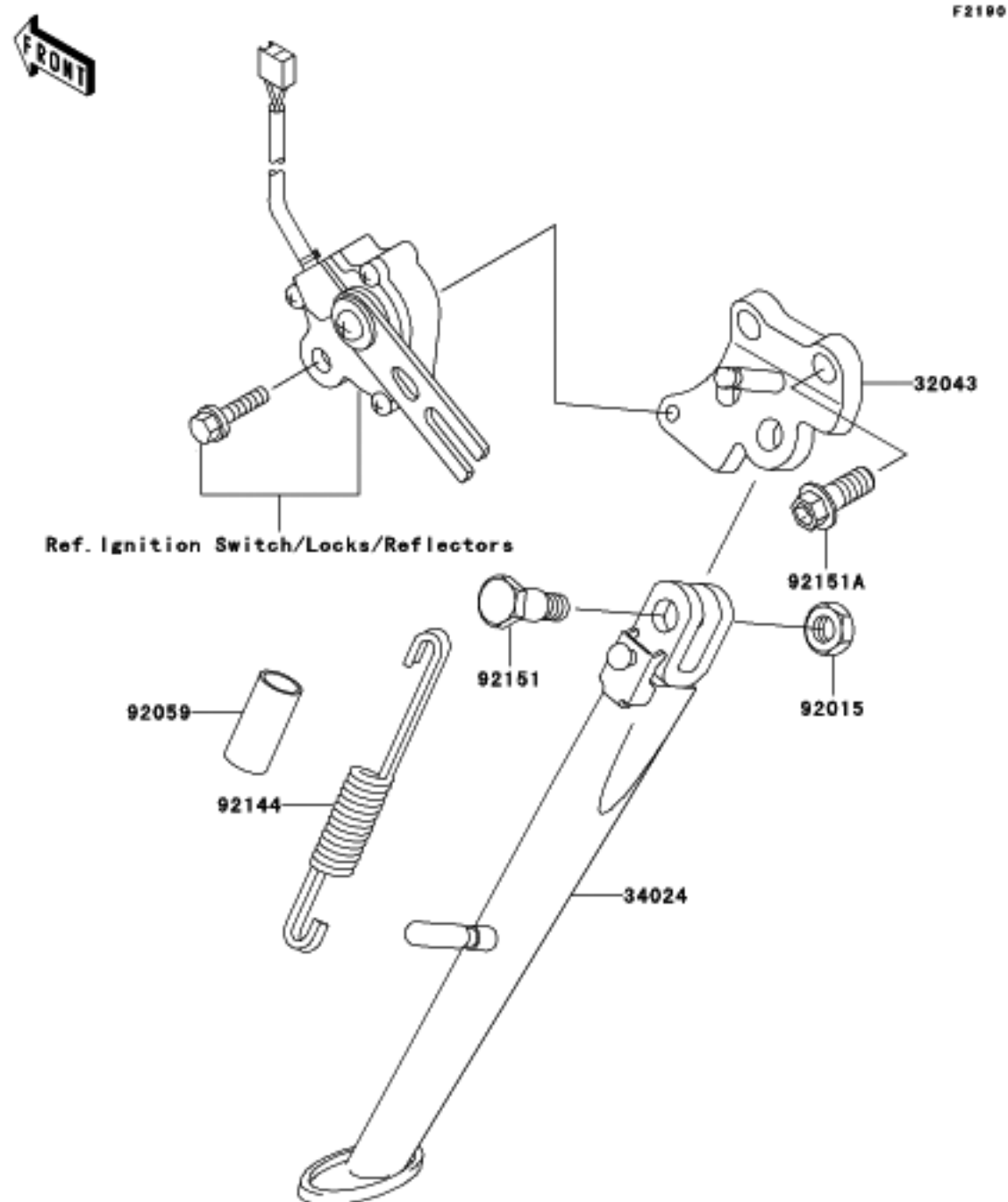
Ref #	Part #	INFO	Description	Qty	Spec Code
56007	56007-1469	INFO	TOOL-KIT	1	
56008	56008-1077	INFO	BAG, TOOL	1	
56019A	56019-120	INFO	THREE BOND TB1211, HT/RS, WHITE	1	
92104	92104-1003	INFO	GASKET-LIQUID, TUBE, 100G, BLACK	1	
92104A	92104-1062	INFO	GASKET-LIQUID, BLACK, TB1215B	1	
92107	92107-005	INFO	TOOL-DRIVER, #3PHILLIPS	1	
92107A	92107-1051	INFO	TOOL-DRIVER, #2PHILLIPS&SLOT	1	
92110	92110-1015	INFO	TOOL-WRENCH, ALLEN, 5MM	1	
92110A	92110-1140	INFO	TOOL-WRENCH, ALLEN, 3MM	1	
92110B	92110-1146	INFO	TOOL-WRENCH, BOX, 16MM	1	
92110C	92110-1152	INFO	TOOL-WRENCH, OPEN END, 10X12	1	
92110D	92110-1153	INFO	TOOL-WRENCH, OPEN END, 14X17	1	
92110E	92110-1156	INFO	TOOL-WRENCH, BOX, 10MM	1	
92110F	92110-1157	INFO	TOOL-WRENCH, OPEN END, 6MM	1	
92110G	92110-1161	INFO	TOOL-WRENCH, BOX END, 32MM	1	
92110H	92110-3703	INFO	TOOL-WRENCH, ALLEN, 4MM	1	
92111	92111-1051	INFO	TOOL-BAR, BOX END WRENCH	1	
92112	92112-1001	INFO	TOOL-PLIERS	1	
92126	92126-004	INFO	TOOL-WRENCH, OPEN END, 8X10	1	
92127	92127-003	INFO	TOOL-WRENCH, ALLEN, 6MM	1	

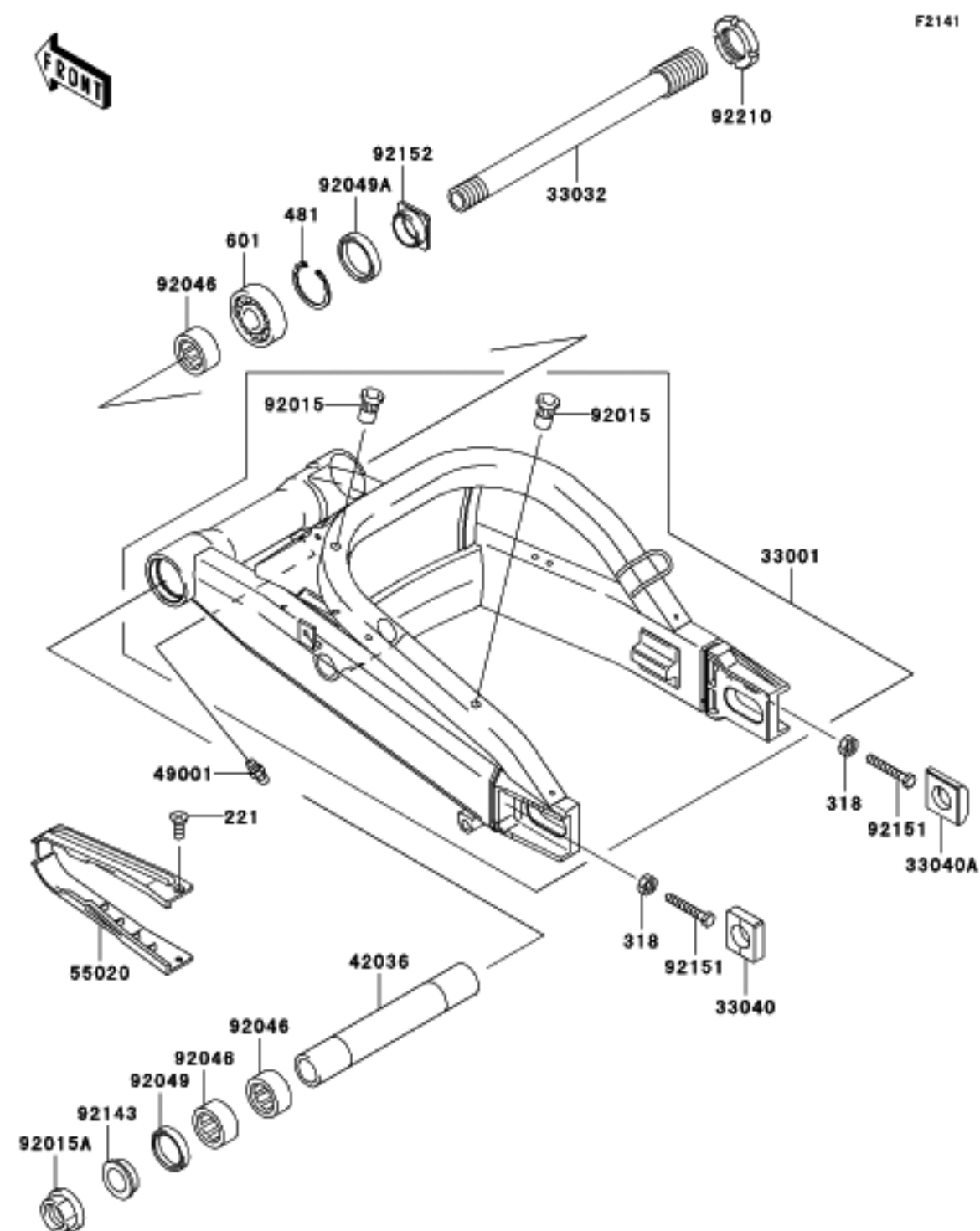
Ref #	Part #	Description	Qty	Spec Code
45014	45014-1798-VP INFO	SHOCKABSORBER,YELLOW	1	
92092	92092-1058 INFO	BUSHING-RUBBER	1	

F2280



Ref #	Part #		Description	Qty	Spec Code
32043	32043-1435-10	INFO	BRACKET-STAND,SIDE,BLACK	1	
34024	34024-1399	INFO	STAND-SIDE	1	
92015	92015-1188	INFO	NUT,LOCK,10MM,BLACK	1	
92059	92059-1961	INFO	TUBE,14X17X50	1	
92144	92144-1818	INFO	SPRING,SIDE STAND	1	
92151	92151-1797	INFO	BOLT,SIDE STAND	1	
92151A	92151-1802	INFO	BOLT,FLANGED,10X25	2	





Ref #	Part #	Description	Qty	Spec Code
221	221C0508 INFO	SCREW-CSK-CROS,5X8	2	
318	318G0800 INFO	NUT-HEX-SMALL,8MM	2	
481	481J4700 INFO	CIRCLIP-TYPE-C,4.7MM	1	
601	601B6005U INFO	BEARING-BALL,#6005U	1	
33001	33001-1621-TX INFO	ARM-COMP-SWING,SILVER	1	
33032	33032-1173 INFO	SHAFT-SWING ARM	1	
33040	33040-1114 INFO	ADJUSTER-CHAIN	1	
33040A	33040-1180 INFO	ADJUSTER-CHAIN,RH	1	
42036	42036-1312 INFO	SLEEVE,SWING ARM,L=224.5	1	
49001	49001-1051 INFO	NIPPLE-GREASE	1	
55020	55020-1700 INFO	GUARD,CHAIN	1	
92015	92015-1791 INFO	NUT,POP,6MM,L=15	2	
92015A	92015-1845 INFO	NUT,FLANGED,25MM	1	
92046	92046-1205 INFO	BEARING-NEEDLE,BM3520	3	
92049	92049-1381 INFO	SEAL-OIL,MHA 35 47 5	1	
92049A	92049-1521 INFO	SEAL-OIL,KC38X47X6	1	
92143	92143-1481 INFO	COLLAR,SWING ARM,L=12.5	1	
92151	92151-1578 INFO	BOLT,8X55	2	
92152	92152-1445 INFO	COLLAR,SWING ARM,L=14.5	1	
92210	92210-1205 INFO	NUT,32MM	1	