




YAMAHA

PARTS CATALOGUE

FJ1100 L (50H)

FJ1100 LC (47M)

MODEL YEAR 1984



FJ1100N (50H)

FJ1100NC (47M)

MODEL YEAR 1985

CONTENTS

AIR FILTER	B-2,3
CABLE	F-5
CAMSHAFT	A-8
CARBURETOR	B-4~7
CHAIN	A-8
CLUTCH	C-5,6
CRANKCASE	B-10,11
CRANKCASE COVER	B-12
CRANKSHAFT	A-7
CYLINDER	A-6
CYLINDER HEAD	A-5
ELECTRICAL 1	H-6
ELECTRICAL 2	H-7,8
ENGINE GUARD SET	I-1
EXHAUST	B-8,9
FAIRING 1	F-12,G-1
FENDER	D-5~8
FOOTREST	F-8,9
FRAME	D-1~4
FRONT BRAKE CALIPER	F-1
FRONT FORK	E-2~5
FRONT MASTER CYL	F-6
FRONT MASTER CYL 2	F-7
FRONT WHEEL	E-12
FUEL TANK	E-7~10
GENERATOR	C-1
GOVERNOR	C-2
HANDLEBAR	F-5
HANDLE SWITCH	H-9
HEADLIGHT	H-2
LEVER	H-9
METER	H-1
OIL COOLER	B-1
OIL FILTER	A-12
OIL PUMP	A-11
PICK UP COIL	C-2
PISTON	A-7
REAR BRAKE CALIPER	F-4
REAR MASTER CYL	F-10,11
REAR SHOCKS	E-1
REAR WHEEL	F-2,3
SEAT	E-11
SERVICE DATA	J-1,2
SHIFT CAM	C-9
SHIFT FORK	C-9
SHIFT SHAFT	C-10
SIDE COVER	D-9,10
STAND	F-8,9
STARTER	C-4
STARTING MOTOR	C-3
STEERING	E-6
SWING ARM	D-11,12
TAILLIGHT	H-3
TECHNICAL BULLETIN	K-Row
TOP END GASKET KIT	I-2
TRANSMISSION	C-7,8
URNSIGNAL	H-4,5
VALVE	A-9,10

50H

(A)	Frame Serial No.	50H-000101 and following
(B)	Engine Serial No.	50H-000101 and following

47M

(A)	Frame Serial No.	47M-000101 and following
(B)	Engine Serial No.	47M-000101 and following

PUBLICATION	PART NUMBER	REMARKS
OWNER'S MANUAL	LIT-11626-04-08	
SERVICE MANUAL	LIT-11616-04-08	
ASSEMBLY MANUAL	LIT-11666-04-08	
CONSUMER MANUAL	LIT-11656-04-07	
LEAFLET	LIT-11119-03-24	

50H

Frame Serial No.	50H-010101 and following
Engine Serial No.	50H-010101 and following

47M

Frame Serial No.	47M-010101 and following
Engine Serial No.	47M-010101 and following

PUBLICATION	PART NUMBER	REMARKS
OWNER'S MANUAL	LIT-11626-04-51	
SERVICE MANUAL	LIT-11616-04-08	
ASSEMBLY MANUAL	LIT-11666-04-08	SAVE AS FJ1100L/LC SUPPL. TO LIT-11666-03-85
CONSUMER MANUAL	LIT-11656-04-05	MINIMUM ORDER 10 SHEETS
LEAFLET	LIT-11119-03-52	

MODEL - PART NO. NUMBER	FJ1100L - 50H	FJ1100LC - 47M
Initial Engine Number / Frame Number	See Page 2	
Fuel Type / Total Fuel Tank Capacity / Reserve Cap	Regular / 24.5 Ltr. (6.47 gal.) / 0.5 Ltr. (0.55 qt.)	
ENGINE TYPE	4-Stroke, DOHC, Parallel-Four	
Bore / Stroke / Number Cylinders / Displacement	74mm / 63.8mm / 4 / 1097cc	
Compression Ratio / Compression Pressure, Min-Max	9.5:1 / 14.1 psi ~ 14.2 psi	

FOREWORD

CONTENTS

— INTRODUCTION —
To The Yamaha Parts Fiche

This parts fiche lists parts and sub-assemblies for theFJ1100L/LC/N/NC. When preparing a parts order, please refer to the most recently updated microfiche for this model.

THE YAMAHA PARTS FICHE

SYMBOLS

[]	Inactive, no longer available
U.R.	Use size (thickness) and/or number as required
U.N.	Use as many as you need
T	Number of teeth in a gear
V	Voltage for light bulbs
S	"S" type oil seal or "S" type circlip
SO,SO,SW	"SO", "SO", or "SW" type oil seal
E,R	"E" or "R" type circlip
F/No.	Frame No. (Applicable Machine No.)

SUPERSEDED PART NUMBERS

If part 'A' has been superseded by part 'B', the superseding part number "B" will appear in the part number listing with the superseded part number "A" appearing in parentheses immediately following the description.

EXAMPLE:

Ref. No	Part No.	Description	Qty.
	(Part 'B')	(Part 'A')	
8	123-45678-00-00	CYLINDER (111-12345-00)	1

A part that has been superseded to a kit may be identified by a 99999-00000 part number appearing in the part number column. The old superseded part number will appear in parentheses immediately following the description. Listed directly below the 99999 part number will be those parts making up the kit. The description of the parts making up the kit will be preceded by a small black dot (.) and the description will be indented one letter space.

EXAMPLE:

Ref. No	Part No.	Description	Qty.
8	99999-12345-00	CYLINDER (111-12345-00)	1
	234-56789-00-00	. HEAD, cylinder.....	1
	345-67890-00-00	. GASKET, cylinder	1

SIZES

Except for steel balls (ball sizes are indicated in inches), all parts sizes are indicated in millimeters as in the following examples:

Hose (Rubber or Vinyl).....	Inside Diameter - Length
O-Ring.....	Section Area - Inside Diameter
Washer, Shim, Collar.....	Inside Diameter - Outside Diameter Thickness (Length)

ASSEMBLIES AND COMPONENT PARTS

Assemblies and their component parts, are identified by an indentation of one letter space, and the description is preceded by a dot (.). If 2 main assemblies are listed, and have the same basic description (i.e.: left and right sides of the same assembly), one will immediately follow the other. If each of these main assemblies is made up of almost the same components, these component parts will be listed immediately under the second main assembly line and will be indicated, as noted above.

If the component is the same for both main assemblies, the quantity indicated will be the total required. If the component is not the same for both main assemblies, the quantity for each separate item will be listed separately.

EXAMPLES:

Description	Qty.
CARBURETOR ASS'Y, left.....	1
CARBURETOR ASS'Y, right.....	1
. JET, pilot.....	2
. NOZZLE, main	2
.	
. LEVER, starter, left	1
. LEVER, starter, right.....	1

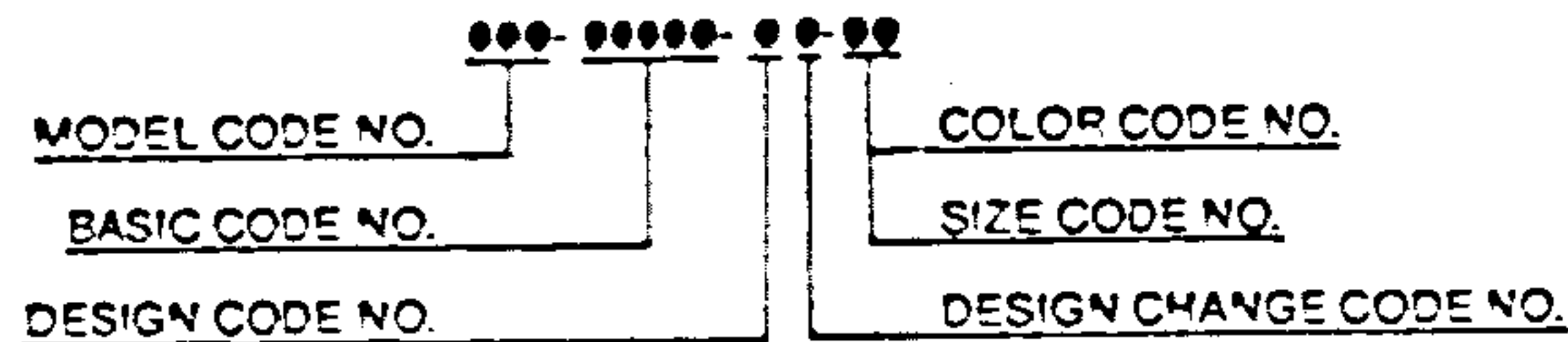
AIR FILTER	B-2,3
CABLE	F-5
CAMSHAFT	A-8
CARBURETOR	B-4~7
CHAIN	A-8
CLUTCH	C-5,6
CRANKCASE	B-10,11
CRANKCASE COVER	B-12
CRANKSHAFT	A-7
CYLINDER	A-6
CYLINDER HEAD	A-5
ELECTRICAL 1	H-6
ELECTRICAL 2	H-7,8
ENGINE GUARD SET	F-1
EXHAUST	B-8,9
FAIRING 1	F-12,G-1
FENDER	D-5~8
FOOTREST	F-8,9
FRAME	D-1~4
FRONT BRAKE CALIPER	F-1
FRONT FORK	E-2~5;
FRONT MASTER CYL	F-6
FRONT MASTER CYL 2	F-7
FRONT WHEEL	E-12
FUEL TANK	E-7~10
GENERATOR	C-1
GOVERNOR	C-2
HANDLEBAR	F-5
HANDLE SWITCH	H-9
HEADLIGHT	H-2
LEVER	H-9
METER	H-1
OIL COOLER	B-1
OIL FILTER	A-12
OIL PUMP	A-11
PICK UP COIL	C-2
PISTON	A-7
REAR BRAKE CALIPER	F-4
REAR MASTER CYL	F-10,11
REAR SHOCKS	E-1
REAR WHEEL	F-2,3
SEAT	E-11
SERVICE DATA	J-1,2
SHIFT CAM	C-9
SHIFT FORK	C-9
SHIFT SHAFT	C-10
SIDE COVER	D-9,10
STAND	F-8,9
STARTER	C-4
STARTING MOTOR	C-3
STEERING	E-6
SWING ARM	D-11,12
TAILLIGHT	H-3
TECHNICAL BULLETIN	K-Row
TOP END GASKET KIT	F-2
TRANSMISSION	C-7,8
TURN SIGNAL	H-4,5
VALVE	A-9,10

FOREWORD

THE YAMAHA PART NUMBER

The Yamaha part number consists of 12 digits. Each number represents a specific piece of information relating to a replacement part. The following is a guide for reading and interpreting the Yamaha part number.

BASIC PART NUMBER CONFIGURATION:



MODEL CODE NUMBER

FIRST THREE DIGITS... 000-00000-00-00

Every model in each Yamaha product line is assigned a model number to identify that particular model. All component parts are given the model code number relating to the model on which they were first used.

EXAMPLE: 2K3-00000-00-00 identifies the XS750D.
2F4-00000-00-00 identifies the GT80E.

BASIC CODE NUMBER

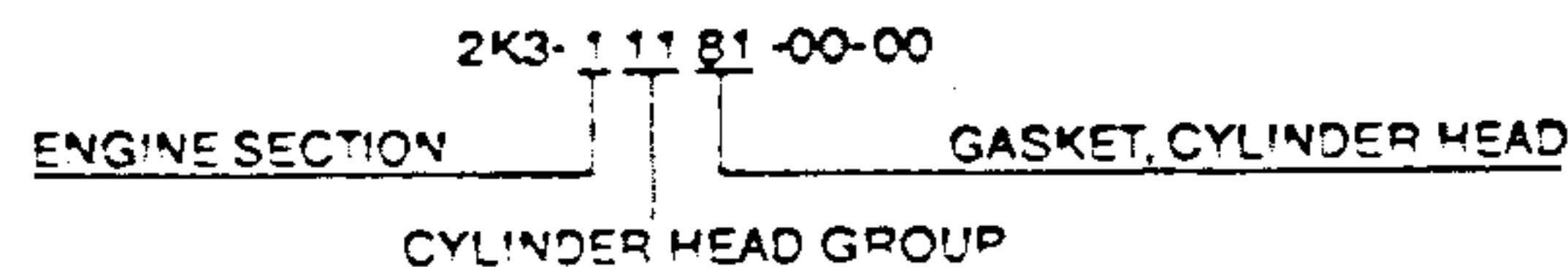
MIDDLE FIVE DIGITS... 000-00000-00-00

These "Middle Five Digits" indicate the type of part i.e., piston, rings, lower units, etc. The five digits are broken down as follows:



The "Major Classification" indicates the section to which the parts belong, i.e., engine, electrical, etc. The "Intermediate" and "Minor Classifications" indicate more specific details.

EXAMPLE:



DESIGN CODE NUMBER: 000-00000-00-00

The design code distinguishes like component parts from one another when specification differences are involved. For example, distinguishing a standard size piston ring from an oversized piston ring.

EXAMPLE: 4U8-11610-00-00 Standard Piston Ring Set for XJ550H
4U8-11610-20-00 Oversize Piston Ring Set for XJ550H

DESIGN CHANGE CODE NUMBER: 000-00000-00-00

This code number is used to identify a difference between a new component part and old one when a new part is created by changing the old one.

EXAMPLE:

4U8-11610-00-00 XJ550H Piston Ring Set, std. - ORIGINAL
4U8-11610-01-00 XJ550H Piston Ring Set, std. - FIRST DESIGN CHANGE

Only major changes to performance, durability, quality, appearance, cost or interchangeability will affect a part number change.

COLOR CODE & SIZE CODE NUMBER: 000-00000-00-00

When applicable, the last two digits of the part number identify:

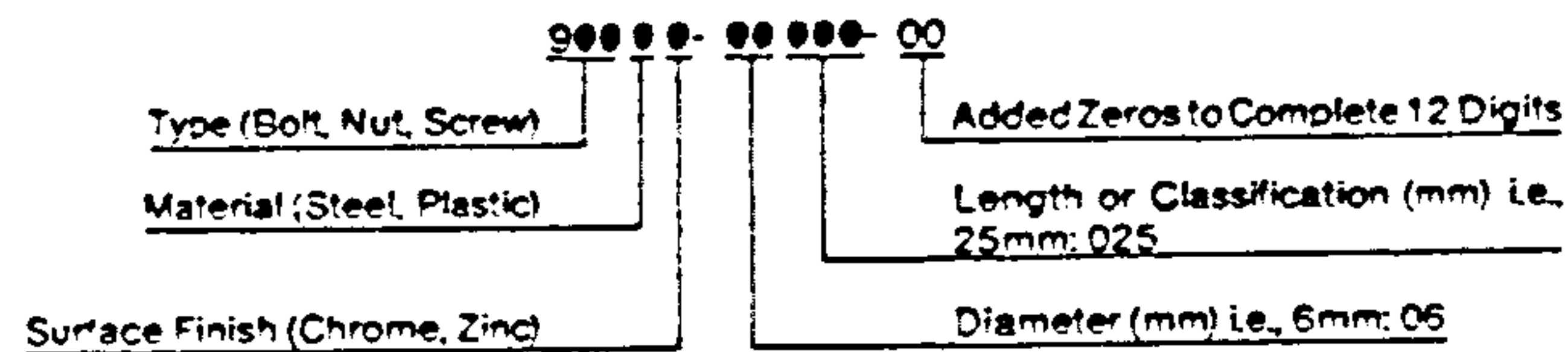
1. Color Code: The painted color or type of plating or surface treatment used on certain parts.
2. Size Code: The last two digits are also used to show the size of parts (mm). Such as the thickness of shims or the size of pistons.

CONTENTS

AIR FILTER	B-2,3
CABLE	F-5
CAMSHAFT	A-8
CARBURETOR	B-4~7
CHAIN	A-8
CLUTCH	C-5,6
CRANKCASE	B-10,11
CRANKCASE COVER	B-12
CRANKSHAFT	A-7
CYLINDER	A-6
CYLINDER HEAD	A-5
ELECTRICAL 1	H-6
ELECTRICAL 2	H-7,8
ENGINE GUARD SET	I-1
EXHAUST	B-8,9
FAIRING 1	F-12,G-1
FENDER	D-5~8
FOOTREST	F-3,9
FRAME	D-1~4
FRONT BRAKE CALIPER	F-1
FRONT FORK	E-2~5
FRONT MASTER CYL	F-6
FRONT MASTER CYL 2	F-7
FRONT WHEEL	E-12
FUEL TANK	E-7~10
GENERATOR	C-1
GOVERNOR	C-2
HANDLEBAR	F-5
HANDLE SWITCH	H-9
HEADLIGHT	H-2
LEVER	H-9
METER	H-1
OIL COOLER	B-1
OIL FILTER	A-12
OIL PUMP	A-11
PICK UP COIL	C-2
PISTON	A-7
REAR BRAKE CALIPER	F-4
REAR MASTER CYL	F-10,11
REAR SHOCKS	E-1
REAR WHEEL	F-2,3
SEAT	E-11
SERVICE DATA	J-1,2
SHIFT CAM	C-9
SHIFT FORK	C-9
SHIFT SHAFT	C-10
SIDE COVER	D-9,10
STAND	F-8,9
STARTER	C-4
STARTING MOTOR	C-3
STEERING	E-6
SWING ARM	D-11,12
TAILLIGHT	H-3
TECHNICAL BULLETIN	K-Row
TOP END GASKET KIT	I-2
TRANSMISSION	C-7,8
URNSIGNAL	H-4,5
VALVE	A-9,10

FOREWORD

HARDWARE (Fastener) PART NUMBER CONFIGURATION:



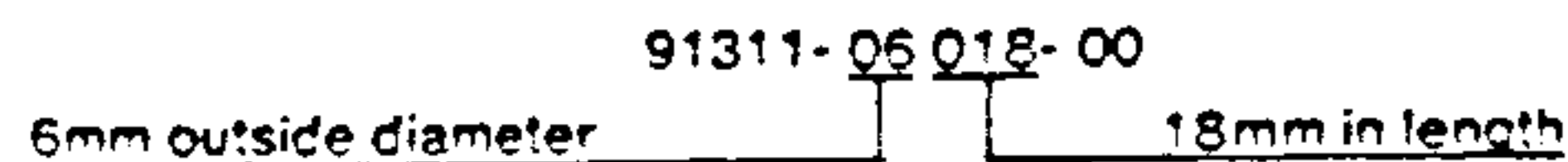
TYPE:

A fastener part number always begins with the number "9" followed by either a 0, 1, 2, 3, 4, 5, 7 or 8 designating one of eight major divisions within this group.

EXAMPLE: 90 000-00000-00 "0" designates various types.
 91 000-00000-00 "1" designates bolts, cotter pins, etc.
 92 000-00000-00 "2" designates screws, nuts, etc.
 93 000-00000-00 "3" designates oil seals, o-rings, bearings, etc.
 94 000-00000-00 "4" designates spark plugs.
 95 000-00000-00 "5" designates bolts and nuts.
 97 000-00000-00 "7" designates ISO bolts.
 98 000-00000-00 "8" designates ISO screws and nuts.

The only major divisions which the mechanic should become familiar with are those related to the general hardware (nuts, bolts, and washers), since these are the most commonly used and most often replaced items. By knowing how to interpret the part number, the dimensions of a piece of hardware can be determined. This can be very helpful during major engine repair, and general parts replacement.

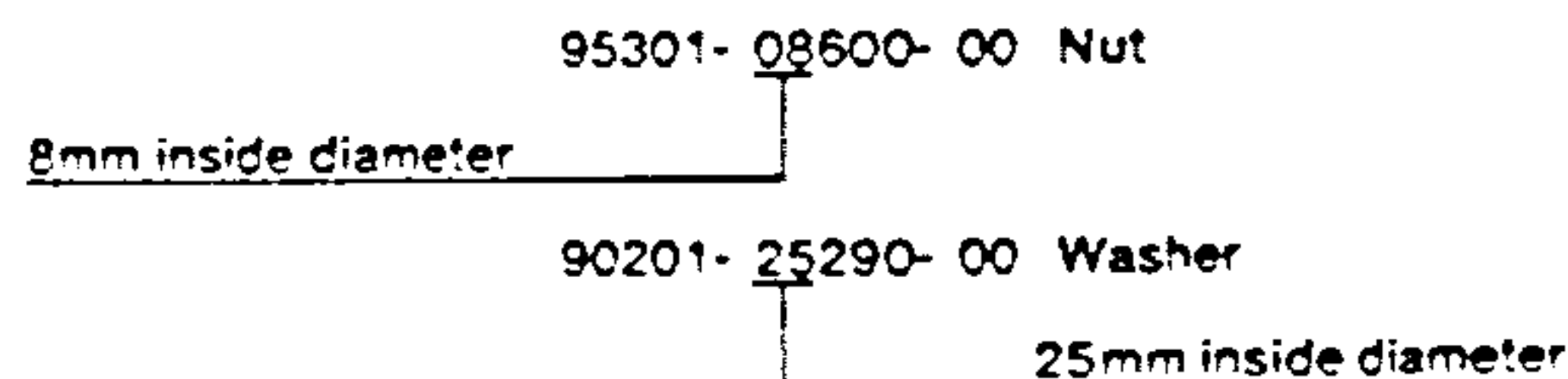
BOLT EXAMPLE:



EXCEPTION:

It is NOT possible to identify the LENGTH of bolts having a 901 prefix. Only the bolt diameter can be identified with this number.

NUT AND WASHER EXAMPLE:

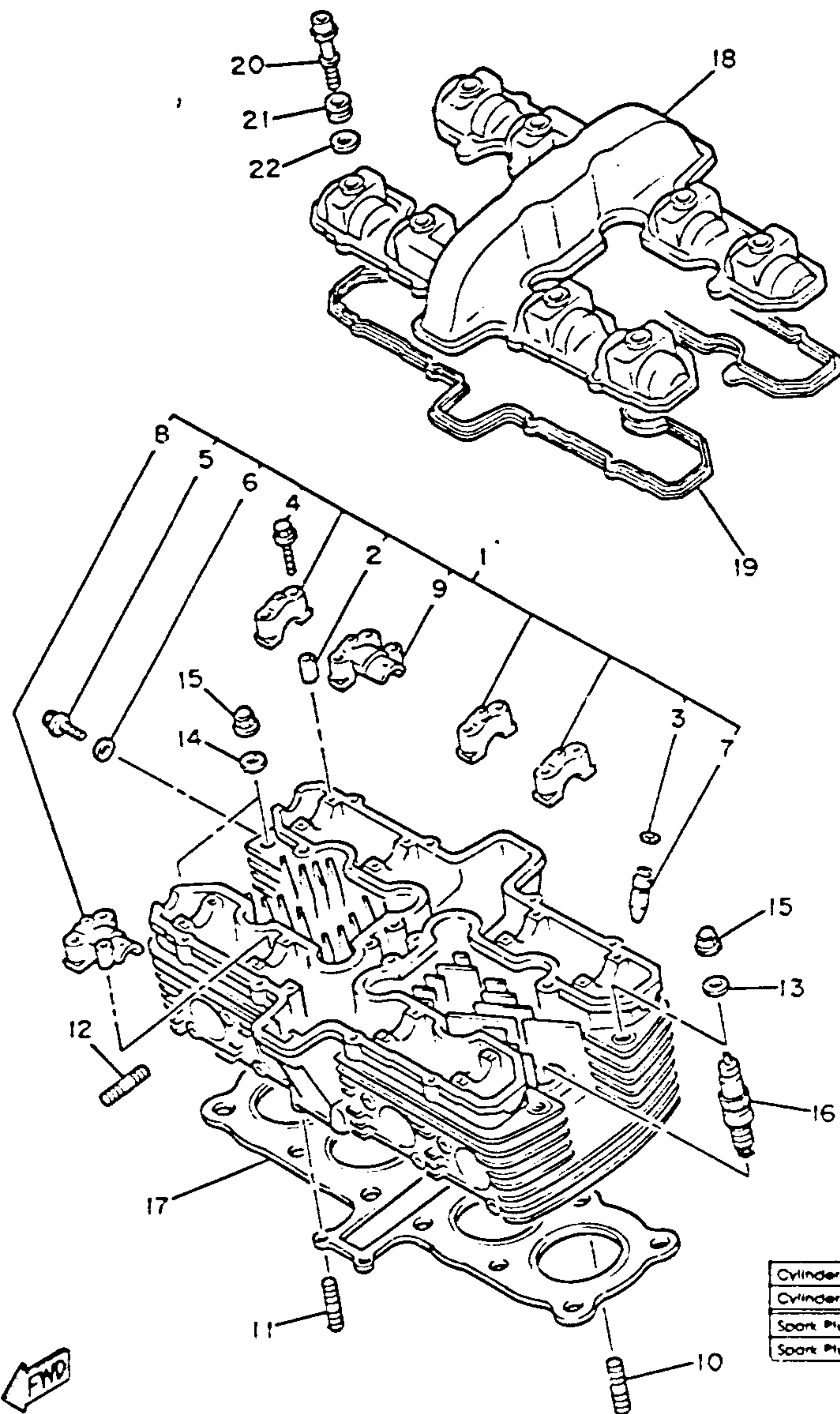


CONTENTS

AIR FILTER	B-2,3
CABLE	F-5
CAMSHAFT	A-8
CARBURETOR	B-4~7
CHAIN	A-8
CLUTCH	C-5,6
CRANKCASE	B-10,11
CRANKCASE COVER	B-12
CRANKSHAFT	A-7
CYLINDER	A-6
CYLINDER HEAD	A-5
ELECTRICAL 1	H-6
ELECTRICAL 2	H-7,8
ENGINE GUARD SET	I-1
EXHAUST	B-8,9
FAIRING 1	F-12,G-1
FENDER	D-5~8
FOOTREST	F-8,9
FRAME	D-1~4
FRONT BRAKE CALIPER	F-1
FRONT FORK	E-2~5
FRONT MASTER CYL	F-6
FRONT MASTER CYL 2	F-7
FRONT WHEEL	E-12
FUEL TANK	E-7~10
GENERATOR	C-1
GOVERNOR	C-2
HANDLEBAR	F-5
HANDLE SWITCH	H-9
HEADLIGHT	H-2
LEVER	H-9
METER	H-1
OIL COOLER	B-1
OIL FILTER	A-12
OIL PUMP	A-11
PICK UP COIL	C-2
PISTON	A-7
REAR BRAKE CALIPER	F-4
REAR MASTER CYL	F-10,11
REAR SHOCKS	E-1
REAR WHEEL	F-2,3
SEAT	E-11
SERVICE DATA	J-1,2
SHIFT CAM	C-9
SHIFT FORK	C-9
SHIFT SHAFT	C-10
SIDE COVER	D-9,10
STAND	F-8,9
STARTER	C-4
STARTING MOTOR	C-3
STEERING	E-6
SWING ARM	D-11,12
TAILLIGHT	H-3
TECHNICAL BULLETIN	K-Row
TOP END GASKET KIT	I-2
TRANSMISSION	C-7,8
URNSIGNAL	H-4,5
VALVE	A-9,10

CYLINDER HEAD

CONTENTS



Ref. No.	Part Number	Description	L LC	N NC	Remarks
1	36Y-11101-00-00	CYLINDER HEAD ASS'Y.....	1	1	
2	99510-08016-00	. . PIN, dowel (91810-18016) ...	16	16	
3	93440-1C109-00	. . CIRCLIP	16	16	
4	90105-06305-00	. BOLT, washer based	18	18	
5	90153-06045-00	. SCREW, hexagon (90153-06029)	1	1	
6	90430-06014-00	. GASKET	1	1	
7	36Y-11133-10-00	. GUIDE, intake valve (1st O/S).....	16	16	
8	36Y-12193-10-00	. CAP, camshaft 3 (36Y-12193-09)....	1	1	
9	36Y-12178-10-00	. CAP, camshaft 4 (36Y-12178-09)....	1	1	
10	95611-06625-00	BOLT, stud	2	2	
11	95611-06630-00	BOLT, stud	2	2	
12	95611-08635-00	BOLT, stud	8	8	
13	90201-102G9-00	WASHER, plate	10	10	
14	90201-10128-00	WASHER, plate	2	2	
15	90176-10053-00	NUT, crown.....	12	12	
16	NGK-DP8EA-90-00	PLUG, spark	4	4	
17	36Y-11181-00-00	GASKET, cylinder head 1	1	1	
18	36Y-11191-00-00	COVER, cylinder head 1	1	1	
19	36Y-11193-00-00	GASKET, head cover 1	1	1	
20	90109-06746-00	BOLT	8	8	
21	90480-12446-00	GROMMET (90480-12365)	8	8	
22	90209-11262-00	WASHER (90209-11237)	8	8	

FJ1100L/LC FJ1100N/NC

Cylinder Head Cover	M6: 1.0 m/kg (7.2 ft/lb)
Cylinder Head:	M40: 3.5 m/kg (25 ft/lb)
Spark Plug Type	NGK DP8EA-9 or MO X2AERL-9
Spark Plug Gap / Torque / Cap 9	0.8 ~ 0.9mm / 1.75 m/kg (12.5 ft/lb) / 10KG

A-5

AIR FILTER	B-2,3
CABLE	F-5
CAMSHAFT	A-8
CARBURETOR	B-4~7
CHAIN	A-8
CLUTCH	C-5,6
CRANKCASE	B-10,11
CRANKCASE COVER	B-12
CRANKSHAFT	A-7
CYLINDER	A-6
CYLINDER HEAD	A-5
ELECTRICAL 1	H-6
ELECTRICAL 2	H-7,8
ENGINE GUARD SET	I-1
EXHAUST	B-8,9
FAIRING 1	F-12,G-1
FENDER	D-5~8
FOOTREST	F-8,9
FRAME	D-1~4
FRONT BRAKE CALIPER	F-1
FRONT FORK	E-2~5
FRONT MASTER CYL	F-6
FRONT MASTER CYL 2	F-7
FRONT WHEEL	E-12
FUEL TANK	E-7~10
GENERATOR	C-1
GOVERNOR	C-2
HANDLEBAR	F-5
HANDLE SWITCH	H-9
HEADLIGHT	H-2
LEVER	H-9
METER	H-1
OIL COOLER	B-1
OIL FILTER	A-12
OIL PUMP	A-11
PICK UP COIL	C-2
PISTON	A-7
REAR BRAKE CALIPER	F-4
REAR MASTER CYL	F-10,11
REAR SHOCKS	E-1
REAR WHEEL	F-2,3
SEAT	E-11
SERVICE DATA	J-1,2
SHIFT CAM	C-9
SHIFT FORK	C-9
SHIFT SHAFT	C-10
SIDE COVER	D-9,10
STAND	F-8,9
STARTER	C-4
STARTING MOTOR	C-3
STEERING	E-6
SWING ARM	D-11,12
TAILLIGHT	H-3
TECHNICAL BULLETIN	K-Row
TOP END GASKET KIT	I-2
TRANSMISSION	C-7,8
URNSIGNAL	H-4,5
VALVE	A-9,10

CYLINDER

CONTENTS

Ref. No.	Part Number	Description	L LC	N NC	Remarks
1	36Y-11310-00-00	CYLINDER	1	1	
2	93210-79200-00	O-RING	4	4	
3	99530-14016-00	PIN, dowel (91830-24016)	4	4	
4	90430-14131-00	GASKET.....	2	2	
5	36Y-11351-00-00	GASKET, cylinder....	1	1	
6	95621-08330-00	BOLT, stud	1	1	
7	90201-064G3-00	WASHER, plate (90201-08382)	1	1	
8	90201-061A5-00	WASHER, plate	4	4	
9	95311-08600-00	NUT	1	1	
10	95311-06600-00	NUT	2	2	
11	90179-06499-00	NUT (90179-06306)	2	2	

FJ1100L/LC

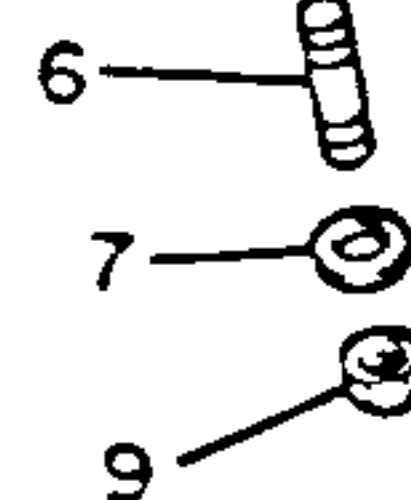
Initial Engine Number / Frame Number	FJ1100L: 50H-000101 / JYA50H00X JEA000101
	FJ1100LC (Comp. model only): 47M-000101 / JYA47M00X JEA000101
Bore / Stroke / Number Cylinders / Displacement	74mm / 63.8mm / 4 / 1097cc
Compression Ratio/Compression Pressure Min~Max	9.5:1 / 114 psi ~ 142 psi

FJ1100N/NC

Initial Engine Number / Frame Number	FJ1100N: 50H-010101 / JYA50H00X JFA010101
	FJ1100NC (Comp. model only): 47M-010101 / JYA47M00X JFA010101
Bore / Stroke / Number Cylinders / Displacement	74mm / 63.8mm / 4 / 1097cc
Compression Ratio/Compression Pressure Min~Max	9.5:1 / 8.0 ~ 10 kg/cm ² (114 ~ 142 psi)

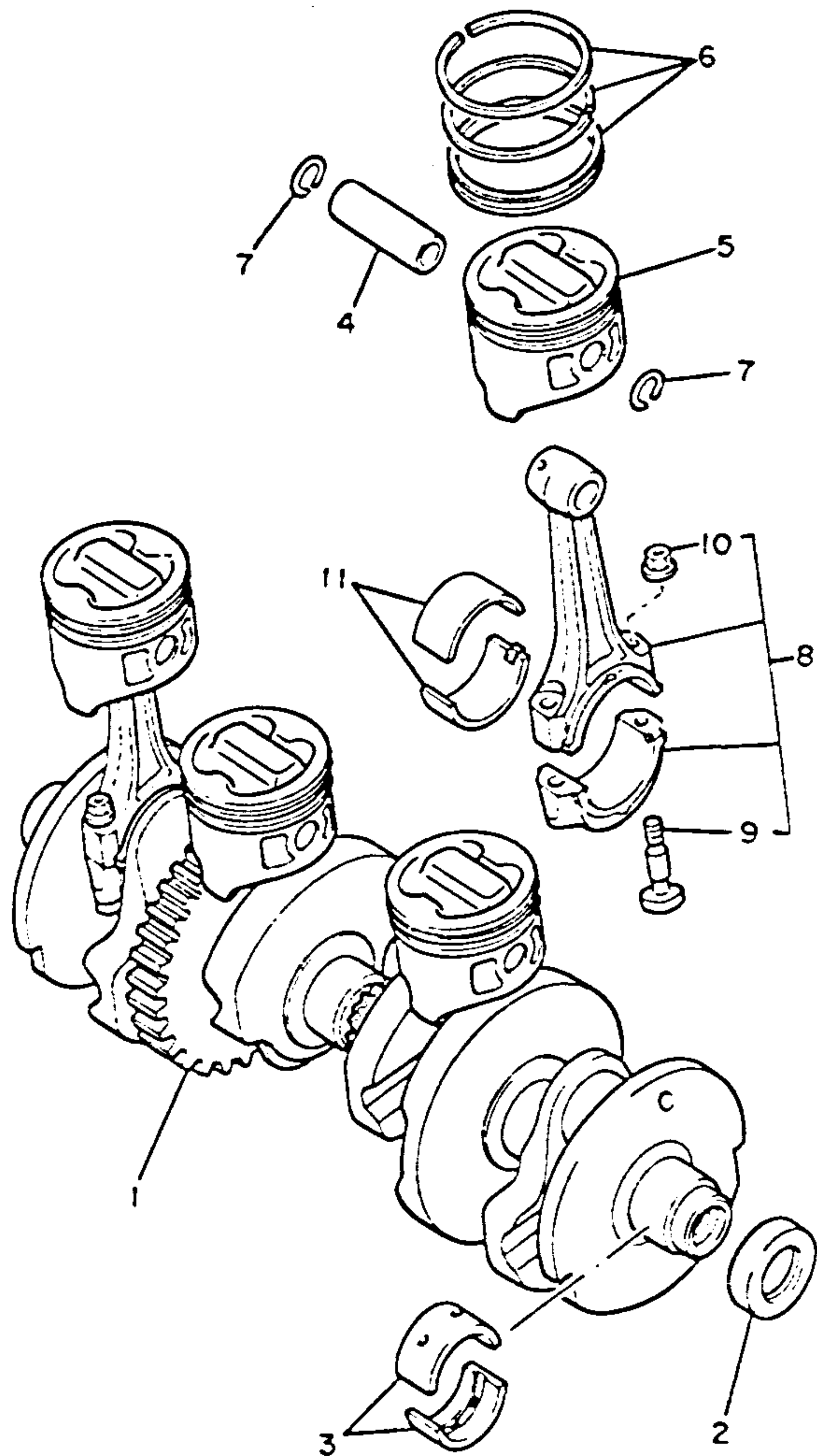
AIR FILTER	B-2,3
CABLE	F-5
CAMSHAFT	A-8
CARBURETOR	B-4~7
CHAIN	A-8
CLUTCH	C-5,6
CRANKCASE	B-10,11
CRANKCASE COVER	B-12
CRANKSHAFT	A-7
CYLINDER	A-6
CYLINDER HEAD	A-5
ELECTRICAL 1	H-6
ELECTRICAL 2	H-7,8
ENGINE GUARD SET	I-1
EXHAUST	B-8,9
FAIRING 1	F-12,G-1
FENDER	D-5~8
FOOTREST	F-8,9
FRAME	D-1~4
FRONT BRAKE CALIPER	F-1
FRONT FORK	E-2~5
FRONT MASTER CYL	F-6
FRONT MASTER CYL 2	F-7
FRONT WHEEL	E-12
FUEL TANK	E-7~10
GENERATOR	C-1
GOVERNOR	C-2
HANDLEBAR	F-5
HANDLE SWITCH	H-9
HEADLIGHT	H-2
LEVER	H-9
METER	H-1
OIL COOLER	B-1
OIL FILTER	A-12
OIL PUMP	A-11
PICK UP COIL	C-2
PISTON	A-7
REAR BRAKE CALIPER	F-4
REAR MASTER CYL	F-10,11
REAR SHOCKS	E-1
REAR WHEEL	F-2,3
SEAT	E-11
SERVICE DATA	J-1,2
SHIFT CAM	C-9
SHIFT FORK	C-9
SHIFT SHAFT	C-10
SIDE COVER	D-9,10
STAND	F-8,9
STARTER	C-4
STARTING MOTOR	C-3
STEERING	E-6
SWING ARM	D-11,12
TAILLIGHT	H-3
TECHNICAL BULLETIN	K-Row
TOP END GASKET KIT	I-2
TRANSMISSION	C-7,8
URNSIGNAL	H-4,5
VALVE	A-9,10

50H-W0001-00-XX Top End Gasket Kit See Grid I-2 For Kit Component Parts



36Y310-4020

CRANKSHAFT - PISTON



FJ1100L/LC FJ1100N/NC

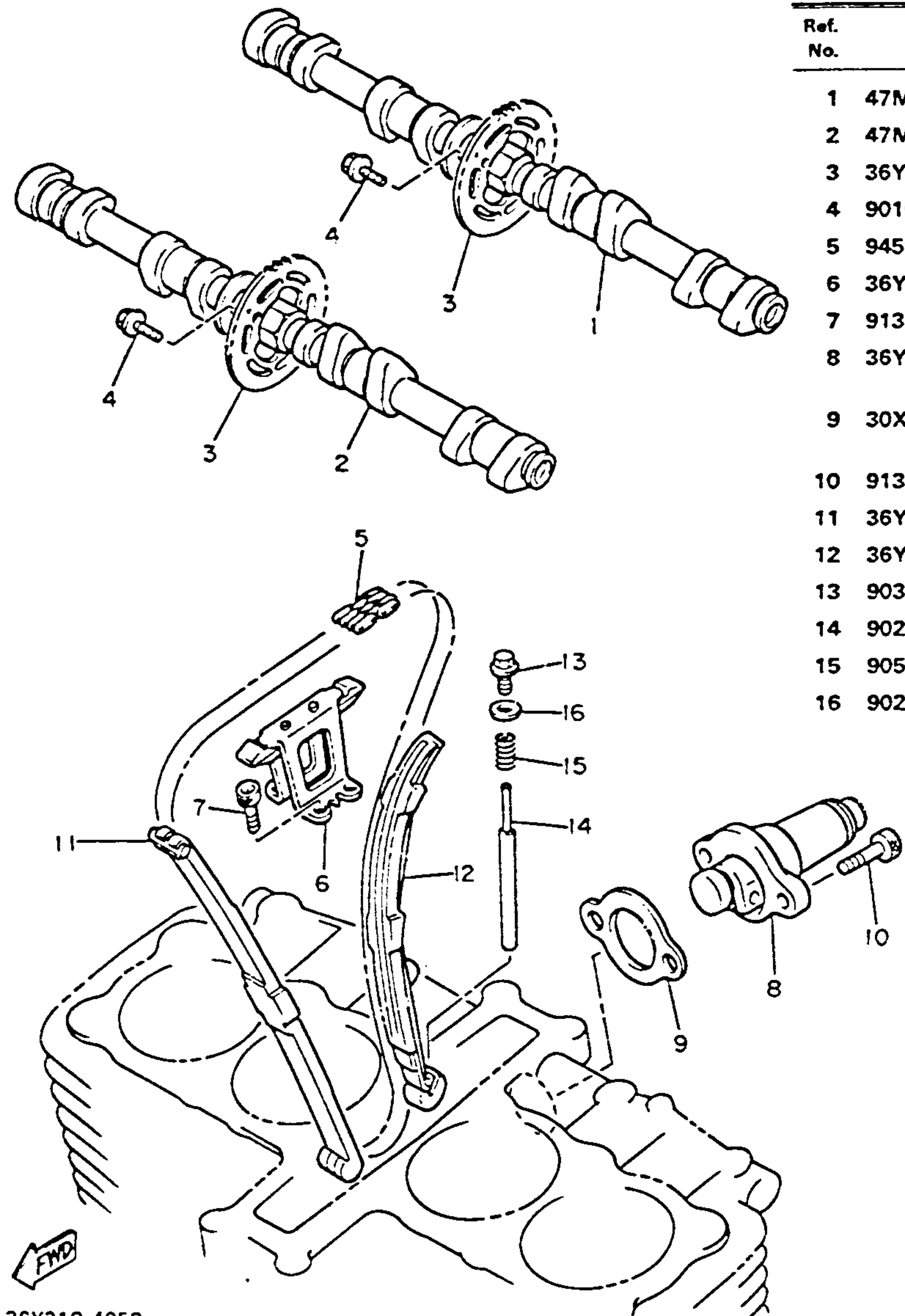
Piston Skirt Clearance New / Max	0.03 ~ 0.05mm / 0.1mm
Ring End Gap Top / 2nd / 3rd	0.20 ~ 0.35mm / 0.20 ~ 0.35mm / 0.2 ~ 0.7mm

Ref. No.	Part Number	Description	L LC	N NC	Remarks
1	36Y-11411-00-00	CRANKSHAFT	1	1	
2	36Y-15389-09-00	OIL SEAL.....	1	1	
3	2H7-11416-01-00	PLANE BEARING, crankshaft 1	8	8	U.R. Blue
	2H7-11416-11-00	PLANE BEARING, crankshaft 1	8	8	U.R. Black
	2H7-11416-21-00	PLANE BEARING, crankshaft 1	8	8	U.R. Brown
	2H7-11416-31-00	PLANE BEARING, crankshaft 1	8	8	U.R. Green
	2H7-11416-41-00	PLANE BEARING, crankshaft 1	8	8	U.R. Yellow
4	30X-11633-02-00	PIN, piston	4	4	
5	36Y-11631-01-W0	PISTON (STD).....	4		(L/LC)
	36Y-11631-02-W0	PISTON (STD).....		4	(N/NC) U.R.
	36Y-11636-01-00	PISTON (0.50MM O/S)	4		(L/LC) Alt. Part
	36Y-11636-02-00	PISTON (0.50MM O/S)		4	(N/NC) Alt. Part
	36Y-11638-01-00	PISTON (1.00MM O/S)	4		(L/LC) Alt. Part
	36Y-11638-02-00	PISTON (1.00MM O/S)		4	(N/NC) Alt. Part
6	36Y-11610-01-00	PISTON RING SET (STD)	4	4	
	36Y-11610-21-00	PISTON RING SET (2nd O/S).....	4	4	Alt. Part
	36Y-11610-41-00	PISTON RING SET (4th O/S)	4	4	Alt. Part
7	93450-19052-00	CIRCLIP	8	8	
8	36Y-Y1165-00-00	CONNECTING ROD ASS'Y.....	4	4	
9	36Y-11654-00-00	. BOLT, connecting rod.....	2	2	
10	90179-08327-00	. NUT	2	2	
11	36Y-11656-00-00	PLANE BEARING, connecting rod	8	8	U.R. Pink
	36Y-11656-10-00	PLANE BEARING, connecting rod	8	8	U.R. Blue
	36Y-11656-20-00	PLANE BEARING, connecting rod	8	8	U.R. Black
	36Y-11656-30-00	PLANE BEARING, connecting rod	8	8	U.R. Brown

AIR FILTER	B-2,3
CABLE	F-5
CAMSHAFT	A-8
CARBURETOR	B-4~7
CHAIN	A-8
CLUTCH	C-5,6
CRANKCASE	B-10,11
CRANKCASE COVER	B-12
CRANKSHAFT	A-7
CYLINDER	A-6
CYLINDER HEAD	A-5
ELECTRICAL 1	H-6
ELECTRICAL 2	H-7,8
ENGINE GUARD SET	I-1
EXHAUST	D-8,9
FAIRING 1	F-12,G-1
FENDER	D-5~8
FOOTREST	F-8,9
FRAME	D-1~4
FRONT BRAKE CALIPER	F-1
FRONT FORK	E-2~5
FRONT MASTER CYL	F-6
FRONT MASTER CYL 2	F-7
FRONT WHEEL	E-12
FUEL TANK	E-7~10
GENERATOR	C-1
GOVERNOR	C-2
HANDLEBAR	F-5
HANDLE SWITCH	H-9
HEADLIGHT	H-2
LEVER	H-9
METER	H-1
OIL COOLER	B-1
OIL FILTER	A-12
OIL PUMP	A-11
PICK UP COIL	C-2
PISTON	A-7
REAR BRAKE CALIPER	F-4
REAR MASTER CYL	F-10,11
REAR SHOCKS	E-1
REAR WHEEL	F-2,3
SEAT	E-11
SERVICE DATA	J-1,2
SHIFT CAM	C-9
SHIFT FORK	C-9
SHIFT SHAFT	C-10
SIDE COVER	D-9,10
STAND	F-8,9
STARTER	C-4
STARTING MOTOR	C-3
STEERING	E-6
SWING ARM	D-11,12
TAILLIGHT	H-3
TECHNICAL BULLETIN	K-Row
TOP END GASKET KIT	I-2
TRANSMISSION	C-7,8
URNSIGNAL	H-4,5
VALVE	A-9,10

CAMSHAFT - CHAIN

Ref. No.	Part Number	Description	L LC	N NC	Remarks
1	47M-12171-00-00	CAMSHAFT 1.....	1	1	
2	47M-12181-00-00	CAMSHAFT 2.....	1	1	
3	36Y-12176-00-00	SPROCKET, cam chain	2	2	
4	90105-07087-00	BOLT, washer based	4	4	
5	94590-69156-00	CHAIN.....	1	1	
6	36Y-12241-00-00	GUIDE, stopper 2....	1	1	
7	91316-06012-00	BOLT	4	4	
8	36Y-12210-01-00	TENSIONER ASS'Y, cam chain	1	1,	
9	30X-12213-00-00	GASKET, tensioner case.....	1	1	
10	91316-06025-00	BOLT	2	2	
11	36Y-12251-00-00	DAMPER, chain 1 ...	1	1	
12	36Y-12252-02-00	DAMPER, chain 2 ...	1	1	
13	90340-10108-00	PLUG, straight screw	1	1	
14	90249-04184-00	PIN.....	1	1	
15	90501-153A2-00	SPRING, compression	1	1	
16	90201-10118-00	WASHER, plate	1	1	



36Y310-4050

AIR FILTER	B-2,3
CABLE	F-5
CAMSHAFT	A-8
CARBURETOR	B-4~7
CHAIN	A-8
CLUTCH	C-5,6
CRANKCASE	B-10,11
CRANKCASE COVER	B-12
CRANKSHAFT	A-7
CYLINDER	A-6
CYLINDER HEAD	A-5
ELECTRICAL 1	H-6
ELECTRICAL 2	H-7,8
ENGINE GUARD SET	I-1
EXHAUST	B-8,9
FAIRING 1	F-12,G-1
FENDER	D-5~8
FOOTREST	F-8,9
FRAME	D-1~4
FRONT BRAKE CALIPER	F-1
FRONT FORK	E-2~5
FRONT MASTER CYL	F-6
FRONT MASTER CYL 2	F-7
FRONT WHEEL	E-12
FUEL TANK	E-7~10
GENERATOR	C-1
GOVERNOR	C-2
HANDLEBAR	F-5
HANDLE SWITCH	H-9
HEADLIGHT	H-2
LEVER	H-9
METER	H-1
OIL COOLER	B-1
OIL FILTER	A-12
OIL PUMP	A-11
PICK UP COIL	C-2
PISTON	A-7
REAR BRAKE CALIPER	F-4
REAR MASTER CYL	F-10,11
REAR SHOCKS	E-1
REAR WHEEL	F-2,3
SEAT	E-11
SERVICE DATA	J-1,2
SHIFT CAM	C-9
SHIFT FORK	C-9
SHIFT SHAFT	C-10
SIDE COVER	D-9,10
STAND	F-8,9
STARTER	C-4
STARTING MOTOR	C-3
STEERING	E-6
SWING ARM	D-11,12
TAILLIGHT	H-3
TECHNICAL BULLETIN	K-Row
TOP END GASKET KIT	I-2
TRANSMISSION	C-7,8
URNSIGNAL	H-4,5
VALVE	A-9,10

VALVE

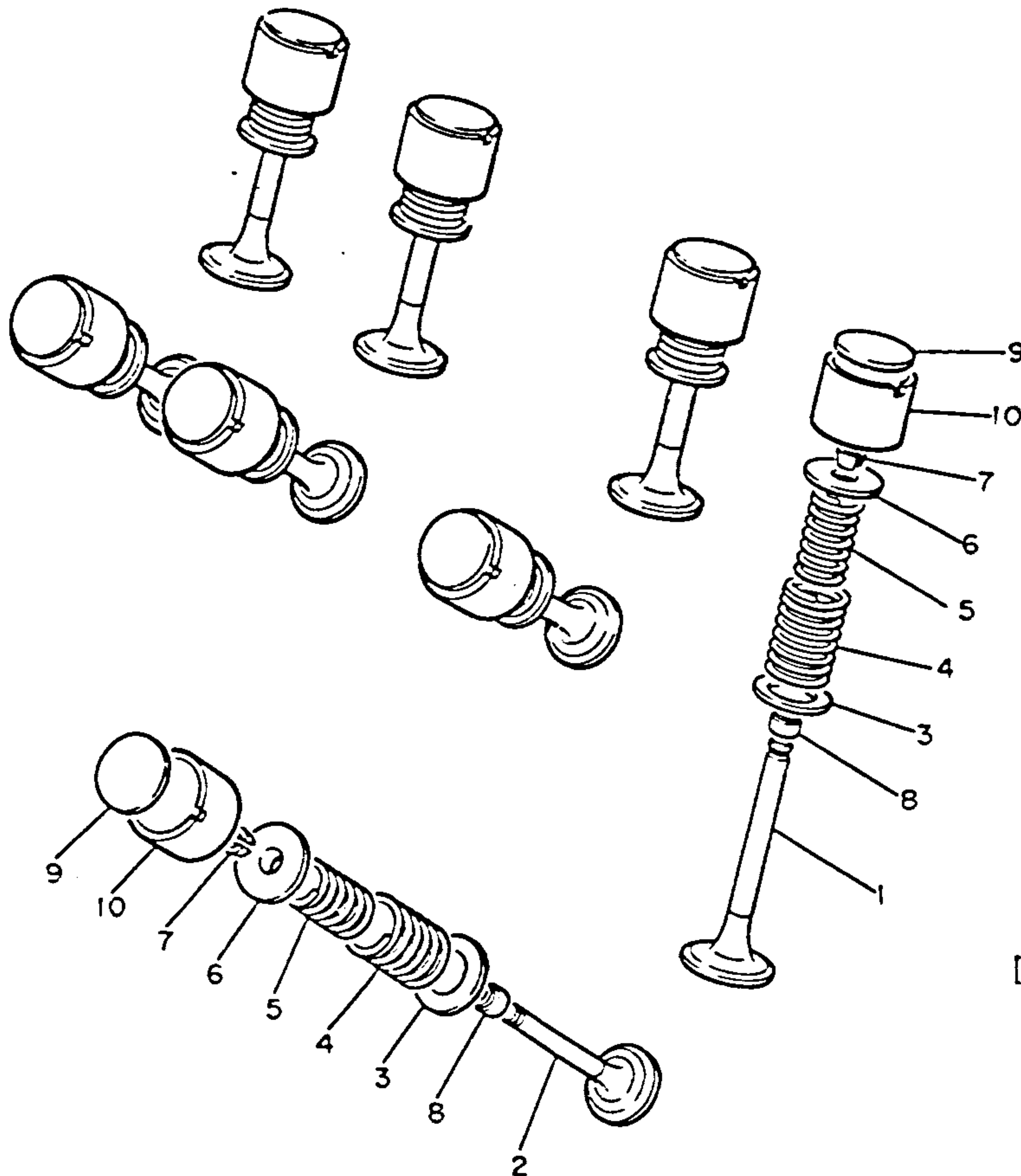
Ref. No.	Part Number	Description	L LC	N NC	Remarks
1	36Y-12111-00-00	VALVE, INTAKE.....	8	8	
2	36Y-12121-00-00	VALVE, exhaust.....	8	8	
3	26H-12116-00-00	SEAT, valve spring...	16	16	
4	36Y-12114-00-00	SPRING, valve outer	16	16	
5	36Y-12113-00-00	SPRING, valve inner	16	16	
6	30X-12117-00-00	RETAINER, valve spring	16	16	
7	30X-12118-00-00	COTTER, valve.....	32	32	
8	51Y-12119-00-00	SEAL, valve stem (30X-12119-00).....	16	16	
9	26H-12168-00-00	PAD, adjusting (2.00)	16	16	U.R.
	26H-12168-20-00	PAD, adjusting (2.05)	16	16	U.R.
	26H-12168-40-00	PAD, adjusting (2.10)	16	16	U.R.
	26H-12168-60-00	PAD, adjusting (2.15)	16	16	U.R.
	26H-12168-80-00	PAD, adjusting (2.20)	16	16	U.R.
	26H-12168-A0-00	PAD, adjusting (2.25)	16	16	U.R.
	26H-12168-F0-00	PAD, adjusting (2.30)	16	16	U.R.
	26H-12168-H0-00	PAD, adjusting (2.35)	16	16	U.R.
	26H-12168-K0-00	PAD, adjusting (2.40)	16	16	U.R.
	26H-12168-M0-00	PAD, adjusting (2.45)	16	16	U.R.

FJ1100L/LC

FJ1100N/NC

Valve Clearance (Cold) Intake / Exhaust 0.11 ~ 0.15mm / 0.16 ~ 0.20mm

AIR FILTER	B-2,3
CABLE	F-5
CAMSHAFT	A-8
CARBURETOR	B-4~7
CHAIN	A-8
CLUTCH	C-5,6
CRANKCASE	B-10,11
CRANKCASE COVER	B-12
CRANKSHAFT	A-7
CYLINDER	A-6
CYLINDER HEAD	A-5
ELECTRICAL 1	H-6
ELECTRICAL 2	H-7,8
ENGINE GUARD SET	I-1
EXHAUST	B-8,9
FAIRING 1	F-12,G-1
FENDER	D-5~8
FOOTREST	F-8,9
FRAME	D-1~4
FRONT BRAKE CALIPER	F-1
FRONT FORK	E-2~5
FRONT MASTER CYL	F-6
FRONT MASTER CYL 2	F-7
FRONT WHEEL	E-12
FUEL TANK	E-7~10
GENERATOR	C-1
GOVERNOR	C-2
HANDLEBAR	F-5
HANDLE SWITCH	H-9
HEADLIGHT	H-2
LEVER	H-9
METER	H-1
OIL COOLER	B-1
OIL FILTER	A-12
OIL PUMP	A-11
PICK UP COIL	C-2
PISTON	A-7
REAR BRAKE CALIPER	F-4
REAR MASTER CYL	F-10,11
REAR SHOCKS	E-1
REAR WHEEL	F-2,3
SEAT	E-11
SERVICE DATA	J-1,2
SHIFT CAM	C-9
SHIFT FORK	C-9
SHIFT SHAFT	C-10
SIDE COVER	D-9,10
STAND	F-8,9
STARTER	C-4
STARTING MOTOR	C-3
STEERING	E-6
SWING ARM	D-11,12
TAILLIGHT	H-3
TECHNICAL BULLETIN	K-Row
TOP END GASKET KIT	I-2
TRANSMISSION	C-7,8
URNSIGNAL	H-4,5
VALVE	A-9,10



FWD

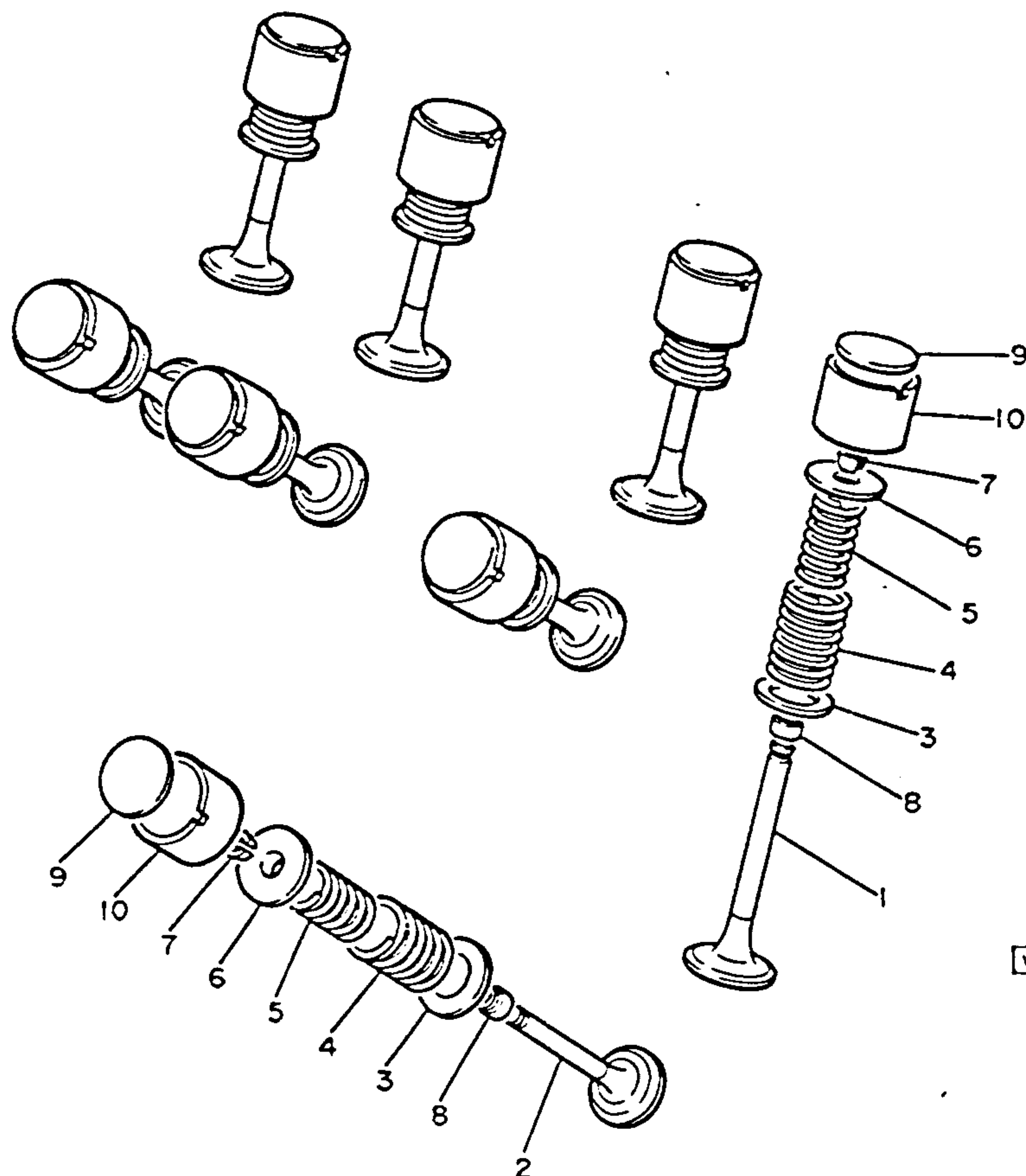
4H71,0-0050

VALVE

Ref. No.	Part Number	Description	L LC	N NC	Remarks
	26H-12168-R0-00	PAD, adjusting (2.50)	16	16	U.R.
	26H-12168-U0-00	PAD, adjusting (2.55)	16	16	U.R.
	26H-12168-W0-00	PAD, adjusting (2.60)	16	16	U.R.
	26H-12168-Y0-00	PAD, adjusting (2.65)	16	16	U.R.
	26H-12169-10-00	PAD, adjusting (2.70)	16	16	U.R.
	26H-12169-30 J0	PAD, adjusting (2.75)	16	16	U.R.
	26H-12169-50-00	PAD, adjusting (2.80)	16	16	U.R.
	26H-12169-70-00	PAD, adjusting (2.85)	16	16	U.R.
	26H-12169-90-00	PAD, adjusting (2.90)	16	16	U.R.
	26H-12169-E0-00	PAD, adjusting (2.95)	16	16	U.R.
	26H-12169-G0-00	PAD, adjusting (3.00)	16	16	U.R.
	26H-12169-J0-00	PAD, adjusting (3.05)	16	16	U.R.
	26H-12169-L0-00	PAD, adjusting (3.10)	16	16	U.R.
	26H-12169-N0-00	PAD, adjusting (3.15)	16	16	U.R.
	26H-12169-T0-00	PAD, adjusting (3.20)	16	16	U.R.
10	26H-12153-00-00	LIFTER, valve	16	16	

FJ1100N/NC
FJ1100L/LC

Valve Clearance (Cold) Intake / Exhaust 0.11 ~ 0.15mm / 0.16 ~ 0.20mm

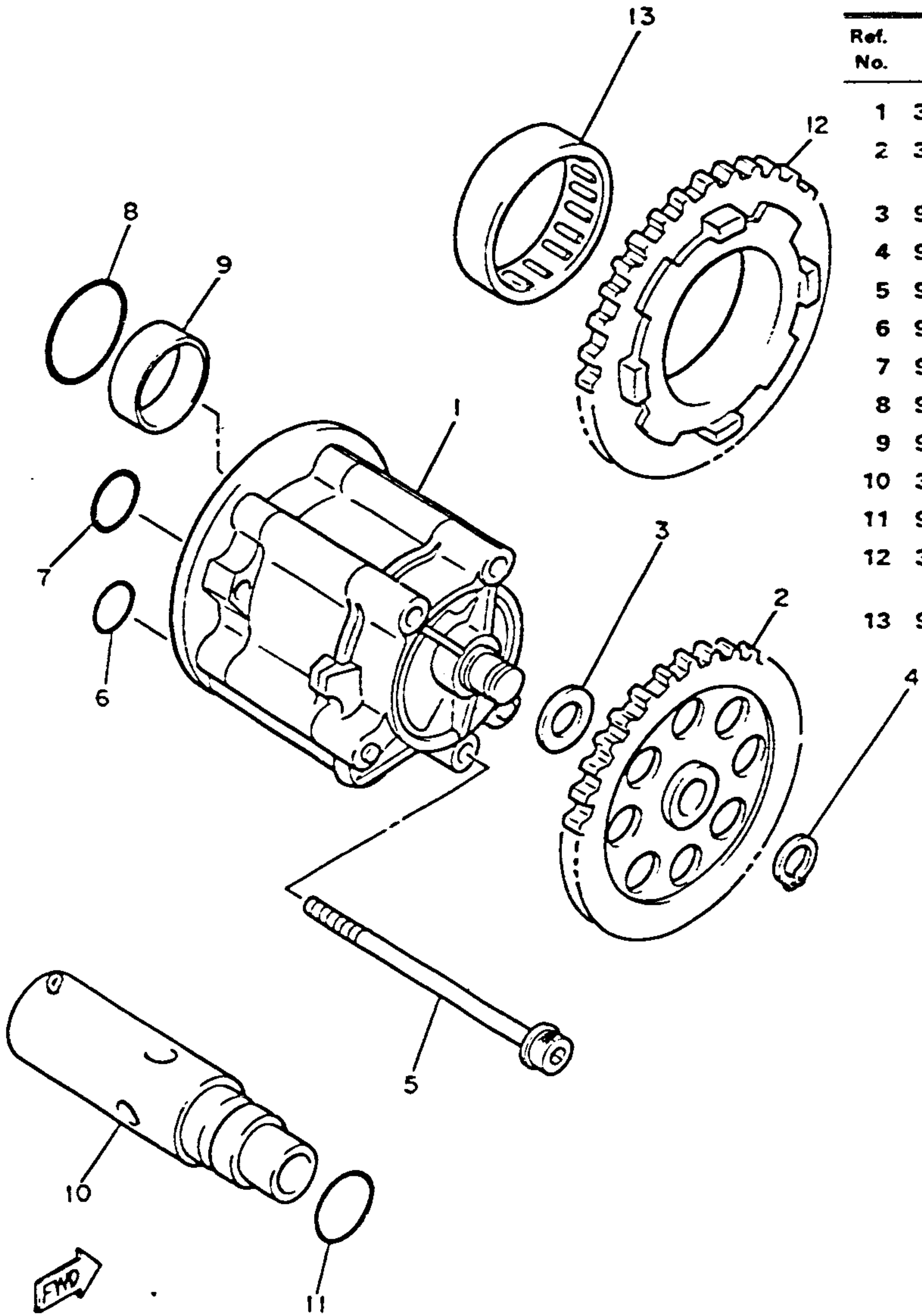


4H7110-0050

AIR FILTER	B-2,3
CABLE	F-5
CAMSHAFT	A-8
CARBURETOR	B-4~7
CHAIN	A-8
CLUTCH	C-5,6
CRANKCASE	B-10,11
CRANKCASE COVER	B-12
CRANKSHAFT	A-7
CYLINDER	A-6
CYLINDER HEAD	A-5
ELECTRICAL 1	H-6
ELECTRICAL 2	H-7,8
ENGINE GUARD SET	I-1
EXHAUST	B-8,9
FAIRING 1	F-12,G-1
FENDER	D-5~8
FOOTREST	F-8,9
FRAME	D-1~4
FRONT BRAKE CALIPER	F-1
FRONT FORK	E-2~5
FRONT MASTER CYL	F-6
FRONT MASTER CYL 2	F-7
FRONT WHEEL	E-12
FUEL TANK	E-7~10
GENERATOR	C-1
GOVERNOR	C-2
HANDLEBAR	F-5
HANDLE SWITCH	H-9
HEADLIGHT	H-2
LEVER	H-9
METER	H-1
OIL COOLER	B-1
OIL FILTER	A-12
OIL PUMP	A-11
PICK UP COIL	C-2
PISTON	A-7
REAR BRAKE CALIPER	F-4
REAR MASTER CYL	F-10,11
REAR SHOCKS	E-1
REAR WHEEL	F-2,3
SEAT	E-11
SERVICE DATA	J-1,2
SHIFT CAM	C-9
SHIFT FORK	C-9
SHIFT SHAFT	C-10
SIDE COVER	D-9,10
STAND	F-8,9
STARTER	C-4
STARTING MOTOR	C-3
STEERING	E-6
SWING ARM	D-11,12
TAILLIGHT	H-3
TECHNICAL BULLETIN	K-Row
TOP END GASKET KIT	I-2
TRANSMISSION	C-7,8
URNSIGNAL	H-4,5
VALVE	A-9,10

OIL PUMP

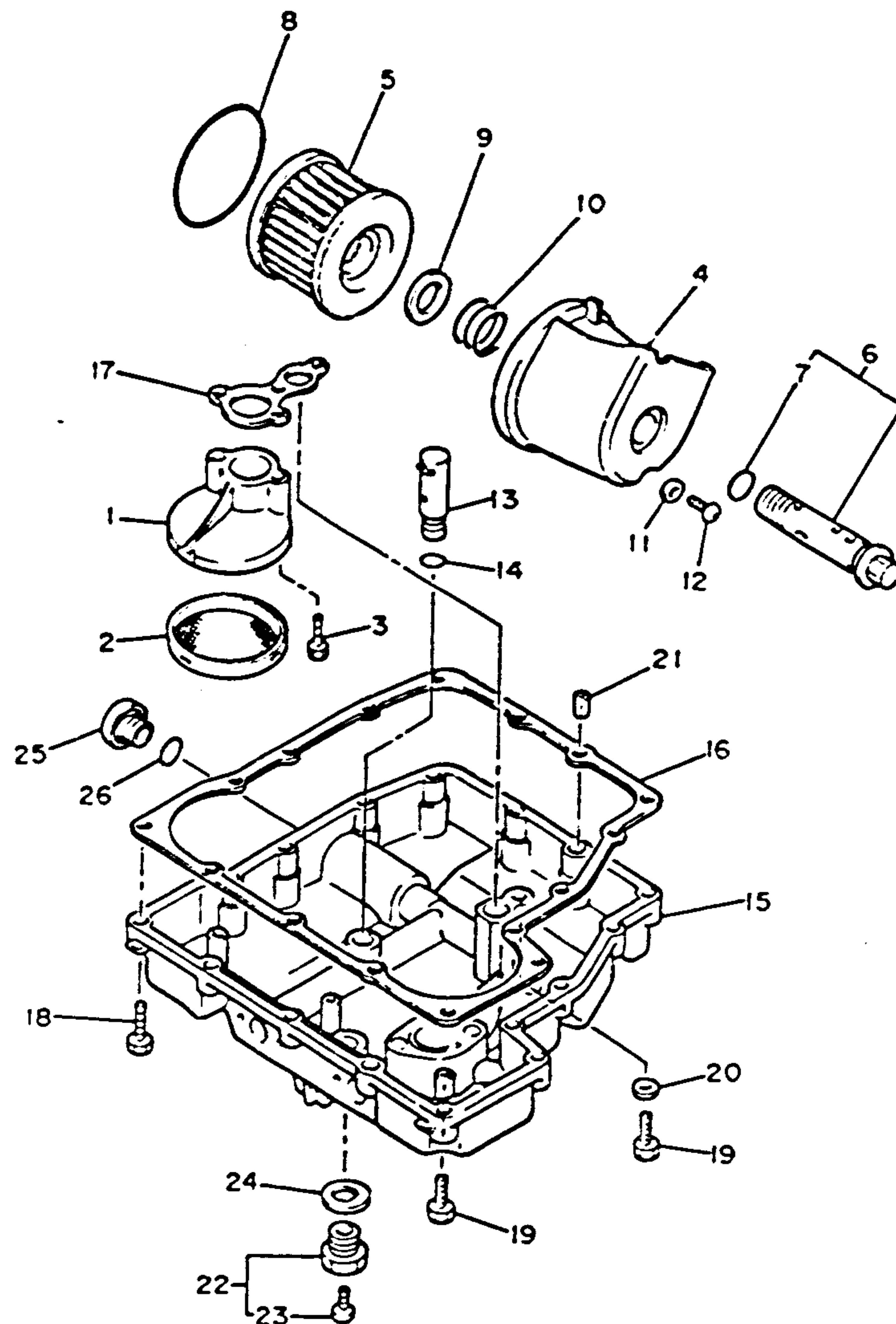
Ref. No.	Part Number	Description	L LC	N NC	Remarks
1	36Y-13300-00-00	OIL PUMP ASS'Y....	1	1	
2	36Y-13325-00-00	GEAR, pump driven (32T).....	1	1	
3	90201-106H7-00	WASHER, plate	1	1	
4	93440-09139-00	CIRCLIP	1	1	
5	95811-06080-00	BOLT, flange.....	3	3	
6	93210-13657-00	O-RING	1	1	
7	93210-15566-00	O-RING	1	1	
8	93210-26658-00	O-RING	1	1	
9	93626-08210-00	PIN, dowel	1	1	
10	36Y-13490-00-00	RELIEF VALVE ASS'Y	1	1	
11	93210-15566-00	O-RING	1	1	
12	36Y-13324-00-00	GEAR, pump drive (36T).....	1	1	
13	93315-23607-00	BEARING, cylindrical	1	1	



36Y310-4060

AIR FILTER	B-2,3
CABLE	F-5
CAMSHAFT	A-8
CARBURETOR	B-4~7
CHAIN	A-8
CLUTCH	C-5,6
CRANKCASE	B-10,11
CRANKCASE COVER	B-12
CRANKSHAFT	A-7
CYLINDER	A-6
CYLINDER HEAD	A-5
ELECTRICAL 1	H-6
ELECTRICAL 2	H-7,8
ENGINE GUARD SET	I-1
EXHAUST	B-8,9
FAIRING 1	F-12,G-1
FENDER	D-5~8
FOOTREST	F-8,9
FRAME	D-1~4
FRONT BRAKE CALIPER	F-1
FRONT FORK	E-2~5
FRONT MASTER CYL	F-6
FRONT MASTER CYL 2	F-7
FRONT WHEEL	E-12
FUEL TANK	E-7~10
GENERATOR	C-1
GOVERNOR	C-2
HANDLEBAR	F-5
HANDLE SWITCH	H-9
HEADLIGHT	K-2
LEVER	H-9
METER	H-1
OIL COOLER	B-1
OIL FILTER	A-12
OIL PUMP	A-11
PICK UP COIL	C-2
PISTON	A-7
REAR BRAKE CALIPER	F-4
REAR MASTER CYL	F-10,11
REAR SHOCKS	E-1
REAR WHEEL	F-2,3
SEAT	E-11
SERVICE DATA	J-1,2
SHIFT CAM	C-9
SHIFT FORK	C-9
SHIFT SHAFT	C-10
SIDE COVER	D-9,10
STAND	F-8,9
STARTER	C-4
STARTING MOTOR	C-3
STEERING	E-6
SWING ARM	D-11,12
TAILLIGHT	H-3
TECHNICAL BULLETIN	K-Row
TOP END GASKET KIT	I-2
TRANSMISSION	C-7,8
URNSIGNAL	H-4,5
VALVE	A-9,10

OIL FILTER

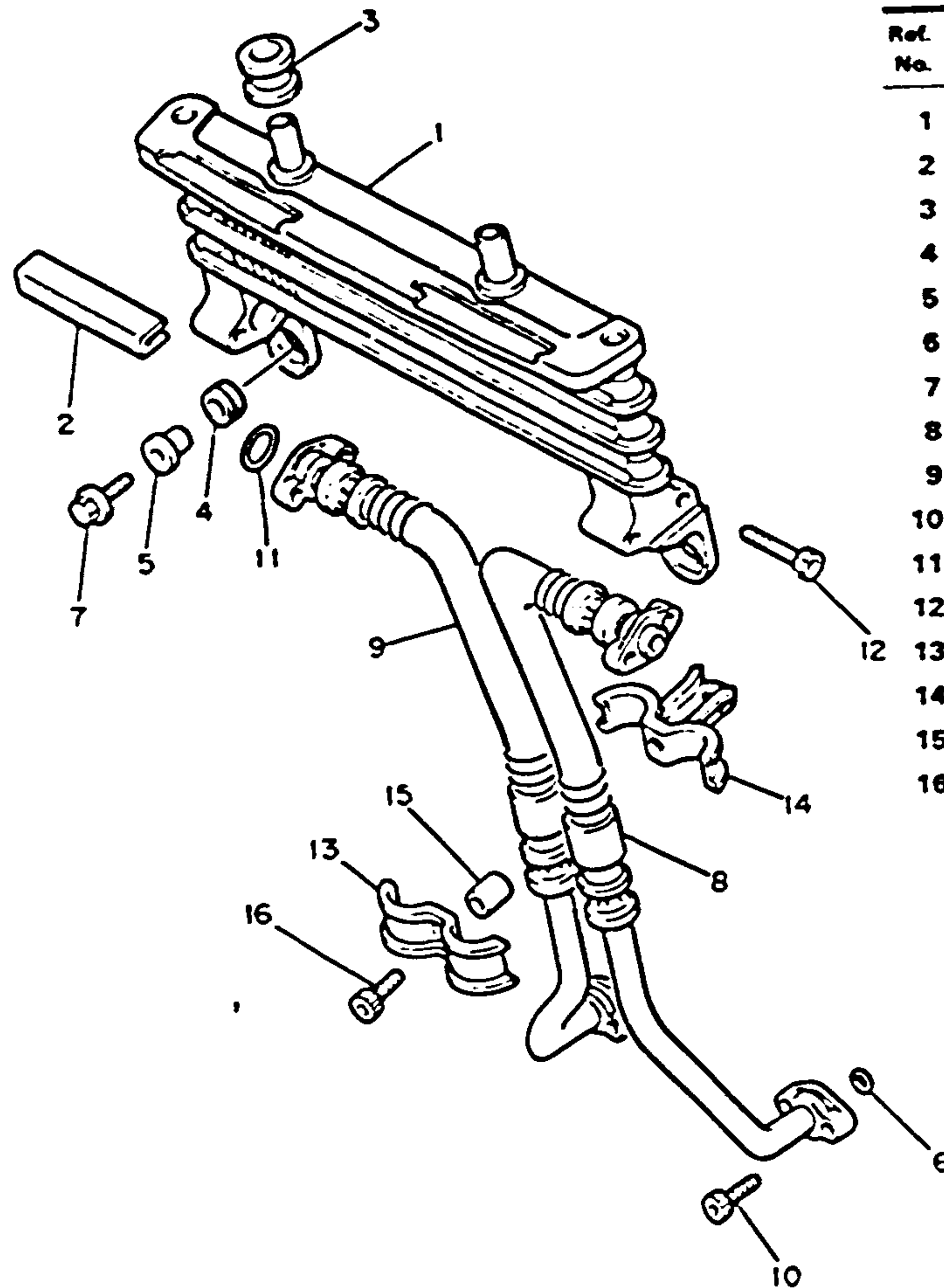


Ref. No.	Part Number	Description	L LC	N NC	Remarks
1	36Y-13412-00-00	HOUSING, strainer	1	1	
2	4H7-13411-02-00	STRAINER, oil	1	1	
3	91316-06020-00	BOLT	2	2	
4	36Y-13447-01-00	COVER, oil element	1	1	
5	36Y-13441-00-00	ELEMENT, oil cleaner	1	1	
6	36Y-13340-00-00	BY-PASS VALVE ASS'Y.....	1	1	
7	93210-16325-00	O-RING.....	1	1	
8	93210-88324-00	O-RING	1	1	
9	90201-21608-00	WASHER, plate	1	1	
10	90501-20422-00	SPRING, compression	1	1	
11	90430-05126-00	GASKET.....	1	1	
12	90149-05110-00	SCREW	1	1	
13	25G-13490-00-00	RELIEF VALVE ASS'Y	1	1	
14	93210-10096-00	O-RING	1	1	
15	36Y-13417-00-00	COVER, strainer.....	1	1	
16	36Y-13414-00-00	GASKET, strainer cover	1	1	
17	36Y-13415-00-00	SEAL, oil strainer	1	1	
18	91316-06025-00	BOLT	14	14	
19	91316-06035-00	BOLT	3	3	
20	90430-06014-00	GASKET.....	1	1	
21	99510-08016-00	PIN, dowel (91810-18016)	2	2	
22	4X7-13455-00-00	PLUG.....	1	1	
23	98901-06008-00	SCREW, BIND.....	1	1	
24	214-11198-01-00	GASKET.....	1	1	
25	36Y-15189-00-00	PLUG.....	1	1	
26	93210-17570-00	O-RING	1	1	

AIR FILTER	B-2,3
CABLE	F-6
CAMSHAFT	A-8
CARBURETOR	B-4~7
CHAIN	A-8
CLUTCH	C-5,6
CRANKCASE	B-10,11
CRANKCASE COVER	B-12
CRANKSHAFT	A-7
CYLINDER	A-6
CYLINDER HEAD	A-5
ELECTRICAL 1	H-6
ELECTRICAL 2	H-7,8
ENGINE GUARD SET	I-1
EXHAUST	B-8,9
FAIRING 1	F-12,G-1
FENDER	D-5~8
FOOTREST	F-8,9
FRAME	D-1~4
FRONT BRAKE CALIPER	F-1
FRONT FORK	E-2~5
FRONT MASTER CYL	F-6
FRONT MASTER CYL 2	F-7
FRONT WHEEL	E-12
FUEL TANK	E-7~10
GENERATOR	C-1
GOVERNOR	C-2
HANDLEBAR	F-5
HANDLE SWITCH	H-9
HEADLIGHT	H-2
LEVER	H-9
METER	H-1
OIL COOLER	B-1
OIL FILTER	A-12
OIL PUMP	A-11
PICK UP COIL	C-2
PISTON	A-7
REAR BRAKE CALIPER	F-4
REAR MASTER CYL	F-10,11
REAR SHOCKS	E-1
REAR WHEEL	F-2,3
SEAT	E-11
SERVICE DATA	J-1,2
SHIFT CAM	C-9
SHIFT FORK	C-9
SHIFT SHAFT	C-10
SIDE COVER	D-9,10
STAND	F-8,9
STARTER	C-4
STARTING MOTOR	C-3
STEERING	E-6
SWING ARM	D-11,12
TAILLIGHT	H-3
TECHNICAL BULLETIN	K-Row
TOP END GASKET KIT	I-2
TRANSMISSION	C-7,8
TRANSIGNAL	H-4,5
VALVE	A-9,10

OIL COOLER

CONTENTS



Ref. No.	Part Number	Description	L LC	N NC	Remarks
1	36Y-13470-00-00	OIL COOLER ASS'Y	1	1	
2	36Y-13.59-00-00	DAMPER.....	2	2	
3	90480-16284-00	GROMMET.....	2	2	
4	90480-15235-00	GROMMET.....	2	2	
5	90387-067K8-00	COLLAR.....	2	2	
6	93210-14579-00	O-RING.....	2	2	
7	55826-06020-00	BOLT, flange.....	2	2	
8	36Y-13464-02-00	HOSE, oil 1.....	1	1	
9	36Y-13465-02-00	HOSE, oil 2.....	1	1	
10	91316-06020-00	BOLT.....	4	4	
11	93210-16325-00	O-RING.....	2	2	
12	91316-06040-00	BOLT.....	4	4	
13	90465-08250-00	CLAMP.....	1	1	
14	90465-08249-00	CLAMP.....	1	1	
15	90387-064A5-00	COLLAR.....	1	1	
16	91316-06025-00	BOLT.....	1	1	

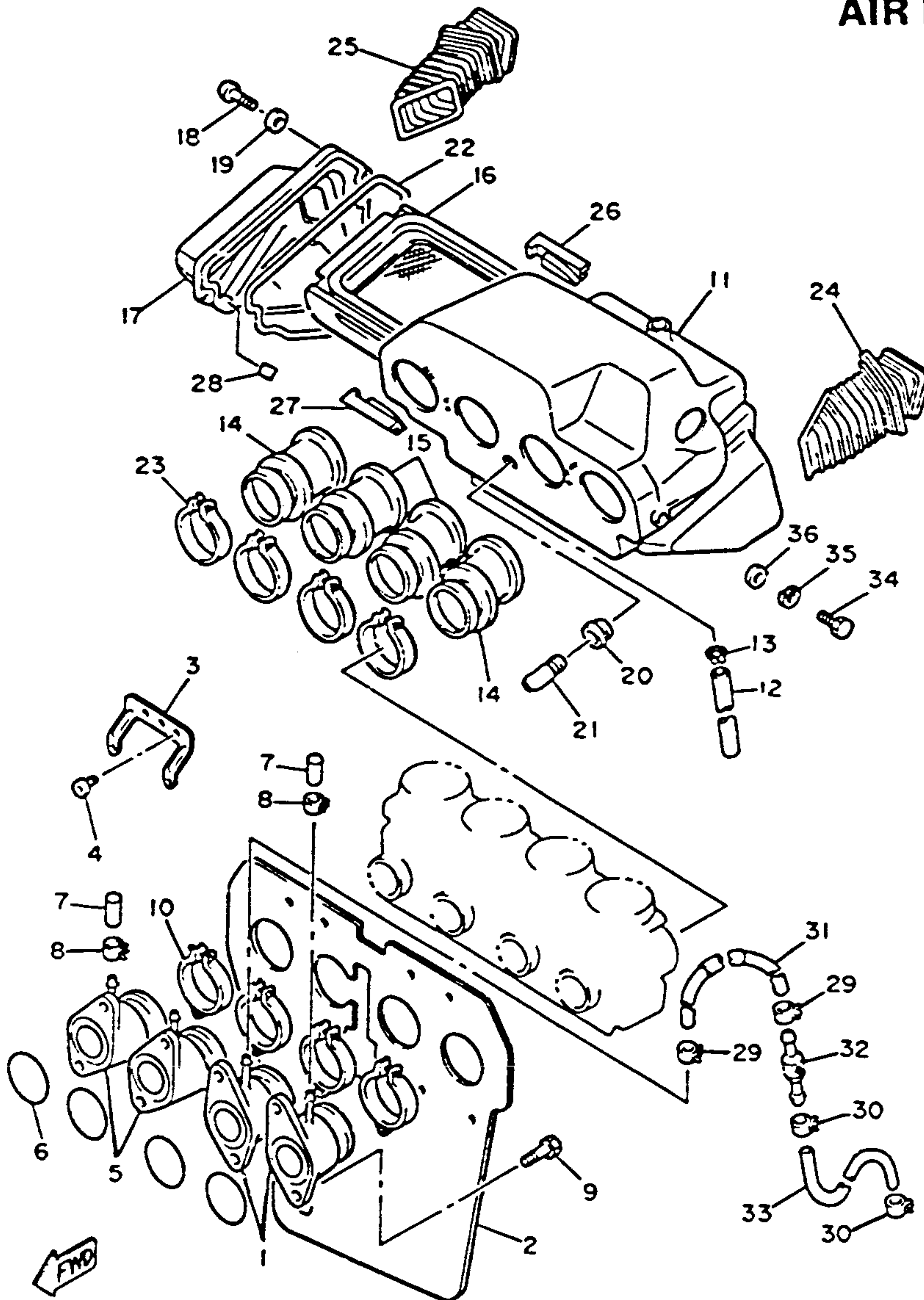
AIR FILTER	B-2,3
CABLE	F-5
CAMSHAFT	A-8
CARBURETOR	B-4~7
CHAIN	A-8
CLUTCH	C-5,6
CRANKCASE	B-10,11
CRANKCASE COVER	B-12
CRANKSHAFT	A-7
CYLINDER	A-6
CYLINDER HEAD	A-5
ELECTRICAL 1	H-6
ELECTRICAL 2	H-7,8
ENGINE GUARD SET	I-1
EXHAUST	B-8,9
FAIRING 1	F-12,G-1
FENDER	D-5~8
FOOTREST	F-8,9
FRAME	D-1~4
FRONT BRAKE CALIPER	F-1
FRONT FORK	E-2~5
FRONT MASTER CYL	F-6
FRONT MASTER CYL 2	F-7
FRONT WHEEL	E-12
FUEL TANK	E-7~10
GENERATOR	C-1
GOVERNOR	C-2
HANDLEBAR	F-5
HANDLE SWITCH	H-9
HEADLIGHT	H-2
LEVER	H-9
METER	H-1
OIL COOLER	B-1
OIL FILTER	A-12
OIL PUMP	A-11
PICK UP COIL	C-2
PISTON	A-7
REAR BRAKE CALIPER	F-4
REAR MASTER CYL	F-10,11
REAR SHOCKS	E-1
REAR WHEEL	F-2,3
SEAT	E-11
SERVICE DATA	J-1,2
SHIFT CAM	C-9
SHIFT FORK	C-9
SHIFT SHAFT	C-10
SIDE COVER	D-9,10
STAND	F-8,9
STARTER	C-4
STARTING MOTOR	C-3
STEERING	E-6
SWING ARM	D-11,12
TAILLIGHT	H-3
TECHNICAL BULLETIN	K-Row
TOP END GASKET KIT	I-2
TRANSMISSION	C-7,8
URNSIGNAL	H-4,5
VALVE	A-9,10



36Y310-4070

AIR FILTER

CONTENTS



Ref. No.	Part Number	Description	L LC	N NC	Remarks
1	36Y-13586-00-00	JOINT, carburetor 1	2	2	
2	36Y-12682-01-00	PROTECTOR, heat...	1	1	
3	36Y-12637-00-00	STAY 1.....	3	3	
4	90480-08395-00	GROMMET.....	6	6	
5	36Y-13596-00-00	JOINT, carburetor 2	2	2	
6	93210-40659-00	G-RING	4	4	
7	16G-13569-00-00	PLUG, blind.....	3	3	
8	90467-10039-00	CLIP.....	3	3	
9	91316-06020-00	BOLT	8	8	
10	90460-52264-00	CLAMP, hose	4	4	
11	36Y-14401-00-00	AIR CLEANER CASE ASS'Y.....	1	1	
12	90445-11182-00	HOSE.....	1	1	
13	90467-09006-00	CLIP.....	1	1	
14	36Y-14453-00-00	JOINT, air cleaner 1	2	2	
15	36Y-14463-00-00	JOINT, air cleaner 2	2	2	
16	36Y-14451-00-00	ELEMENT, air cleaner	1	1	
17	36Y-14412-00-00	CAP, cleaner case 1	1	1	
18	98506-05020-00	SCREW, pan head ...	3	3	

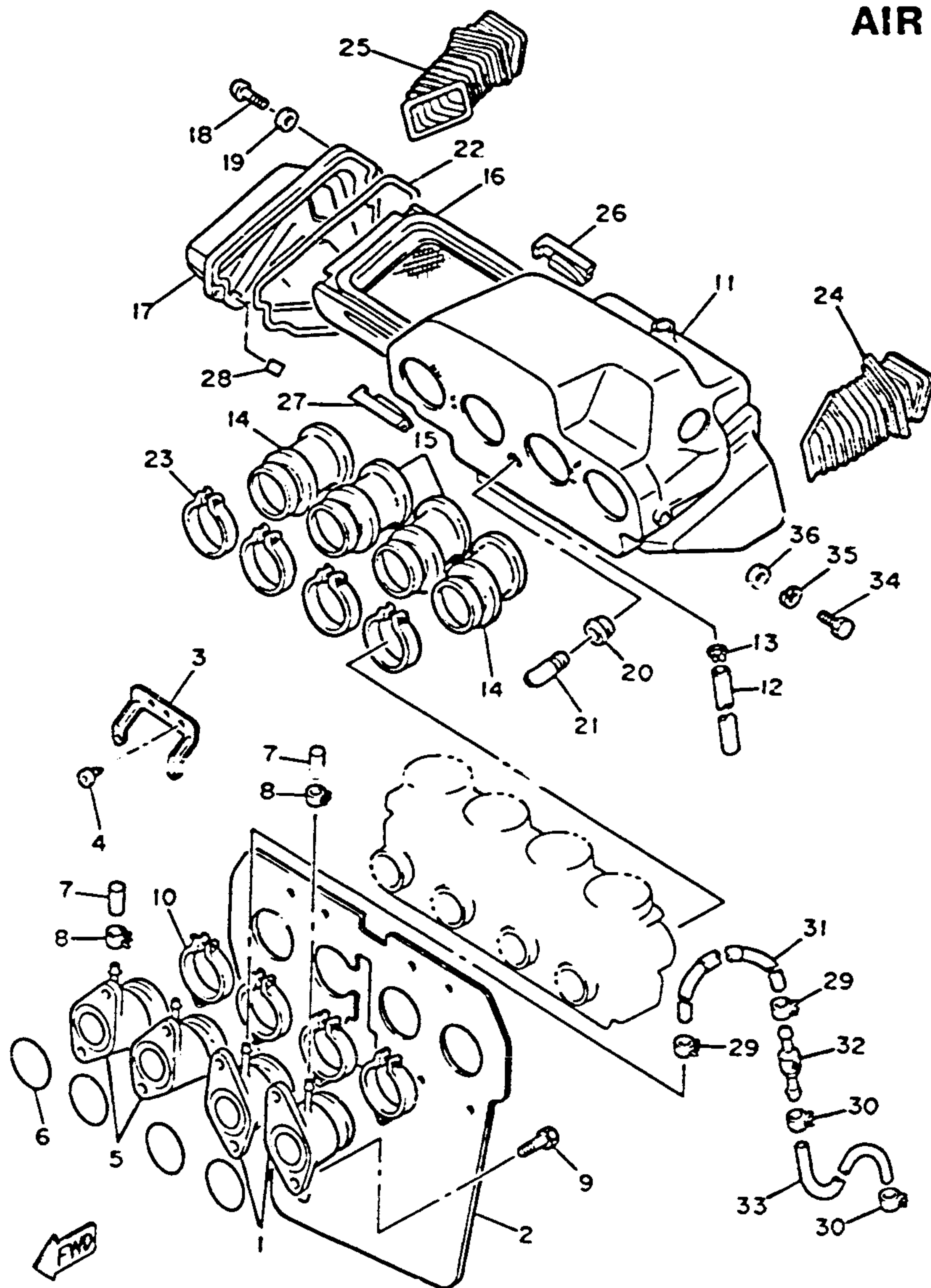
AIR FILTER	B-2,3
CABLE	F-5
CAMSHAFT	A-8
CARBURETOR	B-4~7
CHAIN	A-8
CLUTCH	C-5,6
CRANKCASE	B-10,11
CRANKCASE COVER	B-12
CRANKSHAFT	A-7
CYLINDER	A-6
CYLINDER HEAD	A-5
ELECTRICAL 1	H-6
ELECTRICAL 2	H-7,8
ENGINE GUARD SET	I-1
EXHAUST	B-8,9
FAIRING 1	F-12,G-1
FENDER	D-5~8
FOOTREST	F-8,9
FRAME	D-1~4
FRONT BRAKE CALIPER	F-1
FRONT FORK	E-2~5
FRONT MASTER CYL	F-6
FRONT MASTER CYL 2	F-7
FRONT WHEEL	E-12
FUEL TANK	E-7~10
GENERATOR	C-1
GOVERNOR	C-2
HANDLEBAR	F-5
HANDLE SWITCH	H-9
HEADLIGHT	H-2
LEVER	I-9
METER	H-1
OIL COOLER	B-1
OIL FILTER	A-12
OIL PUMP	A-11
PICK UP COIL	C-2
PISTON	A-7
REAR BRAKE CALIPER	F-4
REAR MASTER CYL	F-10,11
REAR SHOCKS	E-1
REAR WHEEL	F-2,3
SEAT	E-11
SERVICE DATA	J-1,2
SHIFT CAM	C-9
SHIFT FORK	C-9
SHIFT SHAFT	C-10
SIDE COVER	D-9,10
STAND	F-8,9
STARTER	C-4
STARTING MOTOR	C-3
STEERING	E-6
SWING ARM	D-11,12
TAILLIGHT	H-3
TECHNICAL BULLETIN	K-Row
TOP END GASKET KIT	I-2
TRANSMISSION	C-7,8
URNSIGNAL	H-4,5
VALVE	A-9,10

36Y310-4090

B-2

AIR FILTER

CONTENTS



Ref. No.	Part Number	Description	L LC	N NC	Remarks
19	92906-05600-00	WASHER, plate	3	3	
20	31A-14435-00-00	GROMMET	1	1	
21	31A-14419-00-00	PIPE	1	1	
22	36Y-14452-00-00	SEAL	1	1	
23	90460-58015-00	CLAMP, hose (90460-58124)	4	4	
24	36Y-14431-00-00	SILENCER, intake 1	1	1	
25	36Y-14441-00-00	SILENCER, intake 2	1	1	
26	35Y-14413-00-00	STAY	1	1	
27	36Y-14414-00-00	STAY 2	1	1	
28	36Y-14409-00-00	DAMPER	2	2	
29	90467-08092-00	CLAMP	2	2	
30	90467-07093-00	CLIP	2	2	
31	90445-092A2-00	HOSE	1	1	
32	41R-14489-00-00	NOZZLE	1	1	
33	90445-08411-00	HOSE (90445-08593)	1	1	
34	97306-06012-00	BOLT	3	3	
35	92906-06700-00	WASHER	3	3	
36	92906-06600-00	WASHER, plate	3	3	

AIR FILTER	B-2,3
CABLE	F-5
CAMSHAFT	A-8
CARBURETOR	B-4~7
CHAIN	A-8
CLUTCH	C-5,8
CRANKCASE	B-10,11
CRANKCASE COVER	B-12
CRANKSHAFT	A-7
CYLINDER	A-6
CYLINDER HEAD	A-5
ELECTRICAL 1	H-6
ELECTRICAL 2	H-7,8
ENGINE GUARD SET	I-1
EXHAUST	B-8,9
FAIRING 1	F-12,G-1
FENDER	D-5~8
FOOTREST	F-8,9
FRAME	D-1~4
FRONT BRAKE CALIPER	F-1
FRONT FORK	E-2~5
FRONT MASTER CYL	F-6
FRONT MASTER CYL 2	F-7
FRONT WHEEL	E-12
FUEL TANK	E-7~10
GENERATOR	C-1
GOVERNOR	C-2
HANDLEBAR	F-5
HANDLE SWITCH	H-9
HEADLIGHT	H-2
LEVER	H-9
METER	H-1
OIL COOLER	B-1
OIL FILTER	A-12
OIL PUMP	A-11
PICK UP COIL	C-2
PISTON	A-7
REAR BRAKE CALIPER	F-4
REAR MASTER CYL	F-10,11
REAR SHOCKS	E-1
REAR WHEEL	F-2,3
SEAT	E-11
SERVICE DATA	J-1,2
SHIFT CAM	C-9
SHIFT FORK	C-9
SHIFT SHAFT	C-10
SIDE COVER	D-9,10
STAND	F-8,9
STARTER	C-4
STARTING MOTOR	C-3
STEERING	E-6
SWING ARM	D-11,12
TAILLIGHT	H-3
TECHNICAL BULLETIN	K-Row
TOP END GASKET KIT	I-2
TRANSMISSION	C-7,8
TURN SIGNAL	H-4,6
VALVE	A-9,10

36Y310-4090

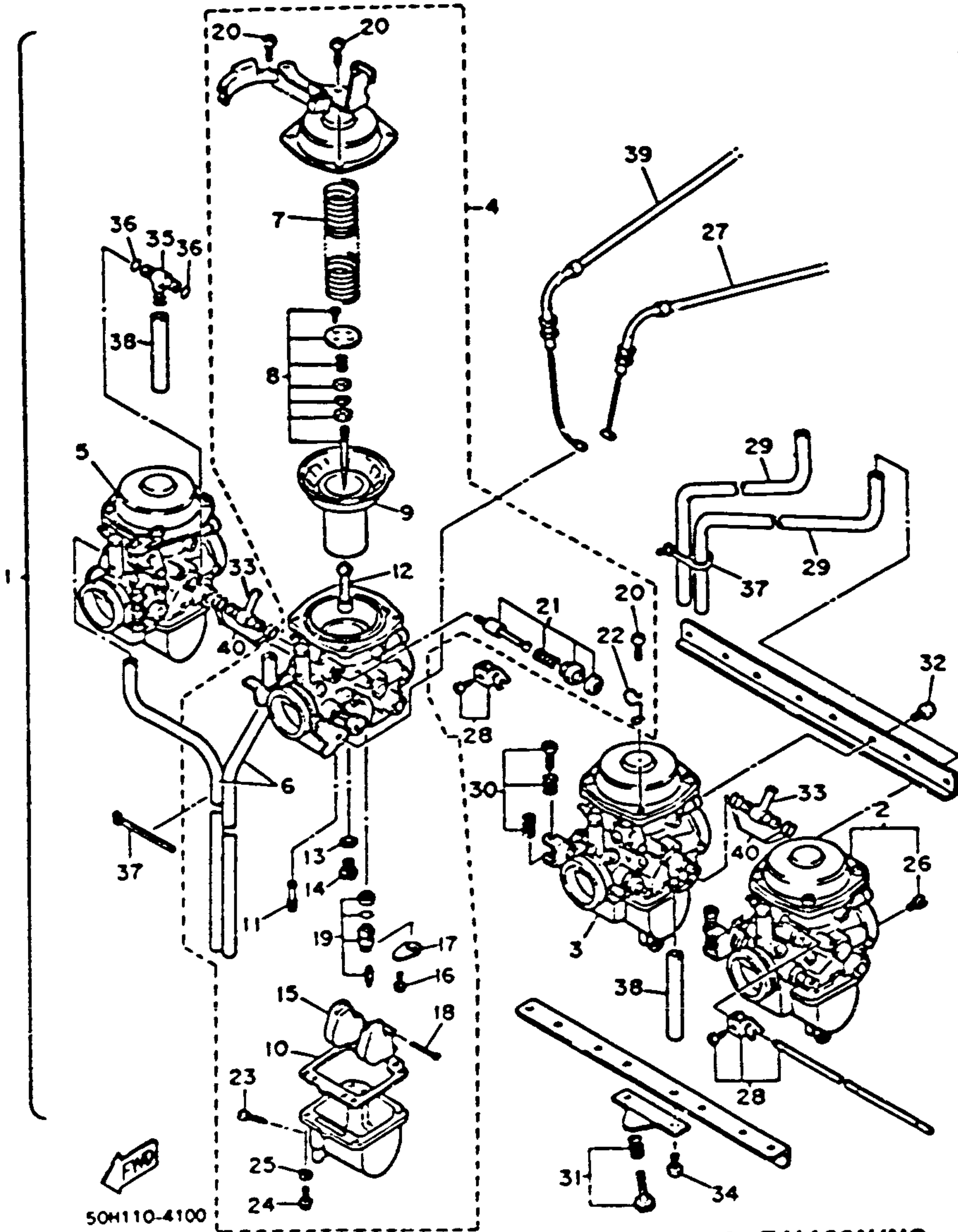
CARBURETOR

FJ1100L/N

Ref. No.	Part Number	Description	L	N	Remarks
1	[50H-14900-00-00]	CARBURETOR ASS'Y	1		(L) N/A
	[50H-14900-01-00]	CARBURETOR ASS'Y		1	(N) N/A
2	50H-14901-00-00	CARBURETOR ASS'Y 1.....	1		(L) U.R.
	50H-14901-01-00	CARBURETOR ASS'Y 1.....		1	(N) U.R.
3	50H-14902-00-00	CARBURETOR ASS'Y 2.....	1		(L) U.R.
	50H-14902-01-00	CARBURETOR ASS'Y 2.....		1	(N) U.R.
4	50H-14903-00-00	CARBURETOR ASS'Y 3.....	1		(L) U.R.
	50H-14903-01-00	CARBURETOR ASS'Y 3.....		1	U.R.
5	50H-14904-00-00	CARBURETOR ASS'Y 4.....	1		(L) U.R.
	50H-14904-01-00	CARBURETOR ASS'Y 4.....		1	(N) U.R.
6	31A-14197-00-00	.. PIPE.....	2	2	
7	3G1-14933-00-00	.. SPRING, diaphragm	4		(L)
	3Y6-14933-00-00	.. SPRING, diaphragm		4	(N)

FJ1100L/N

8	47M-1490J-00-00	.. NEEDLE SET.....	4		(L)
	47M-1490J-01-00	.. NEEDLE SET.....		4	(N)
9	36Y-14940-00-00	.. DIAPHRAGM ASS'Y	4		(L)
	50H-14940-00-00	.. DIAPHRAGM ASS'Y		4	(N)
10	12R-14984-00-00	.. GASKET, float chamber.....	4	4	
11	4G0-14142-37-A0	.. JET, pilot (#37.5)	4	4	
12	16H-14941-90-00	.. NOZZLE, main ...	4		(L)
	50H-14941-92-00	.. NOZZLE, main ...		4	(N)
13	137-14153-00-00	.. WASHER, main jet	4	4	
14	620-14231-73-A0	.. JET, main (#112.5).....	4		(L)
	620-14231-22-A0	.. JET, main (#110)		4	(N)
15	3H5-14985-00-00	.. FLOAT.....	4	4	
16	98501-04005-00	.. SCREW, pan head	4	4	



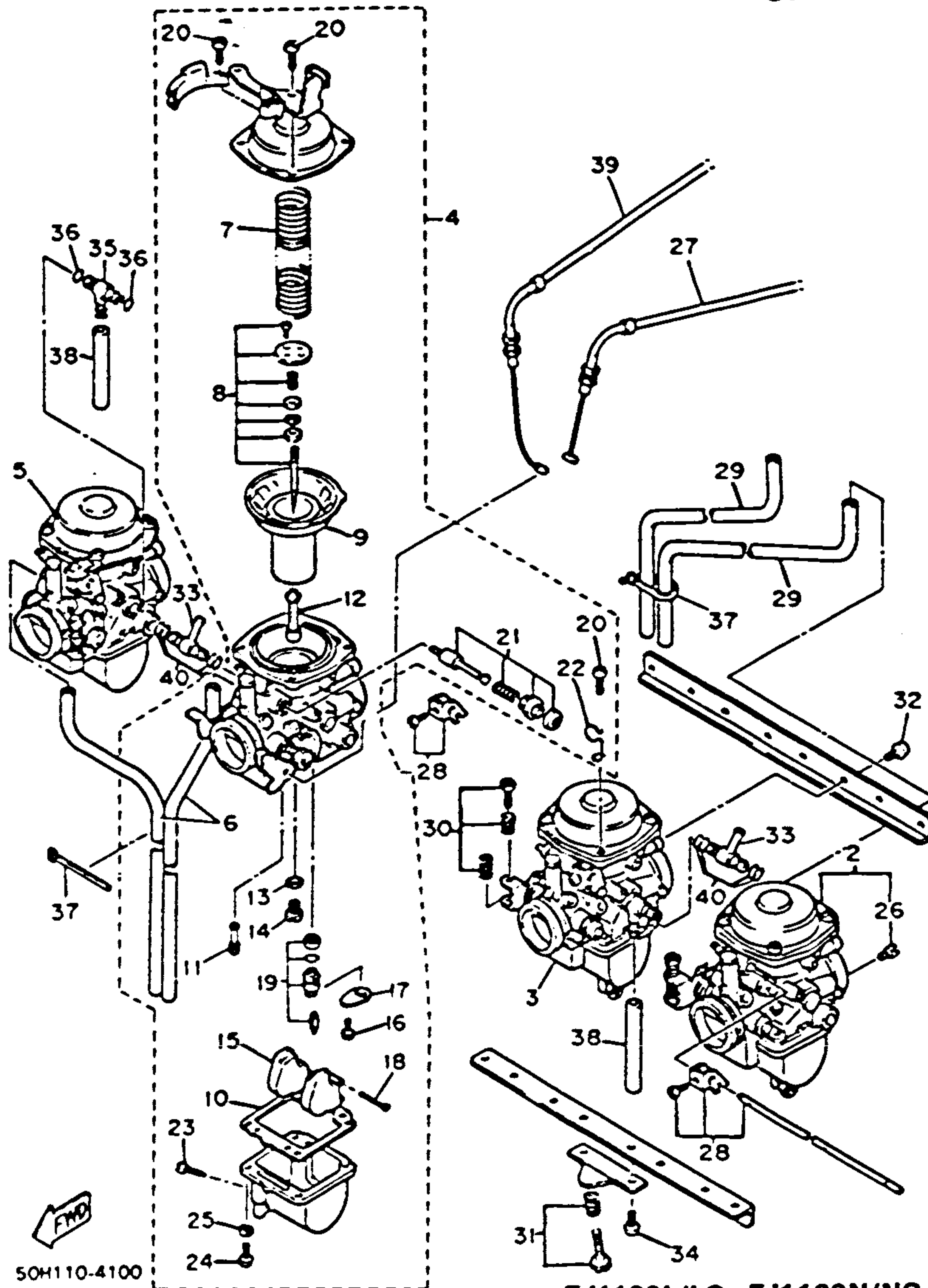
FJ1100L/LC FJ1100N/NC

CARBURETOR - Manufacturer / Type / ID Number	Mitsumi BS36 / 50H-00	Mitsumi BS36 / 50H-00
Main Jet / Pilot Jet / Pilot Screw (Turns Out)	112.5 / 37.5 / 2.0	110 / 40 / 2.0
Needle Jet / Jet Needle-Chip Position	Y-0 (#318) / SF263 Feed	Y2 / H-3 Feed
Slide Cutaway	•	•
Flood Level / Fuel Level	22.3mm / 2 ~ 4mm	22.3mm / 3 ± 1mm
Idle rpm	950 ~ 1050 rpm	1000 ± 50 rpm
Max CO ₂ / Max HC ₂ / Set CO	7.0% / 500 ppm / 3.0%	7.0% / 500 ppm / 3.0%

CARBURETOR

FJ1100L/N

CONTENTS



Ref. No.	Part Number	Description	L	N	Remarks
17	2H0-14146-00-00	.. PLATE.....	4	4	
18	537-14186-00-00	.. PIN, float.....	4	4	
19	25G-14107-23-00	.. NEEDLE VALVE SET	4	4	
20	98501-05010-00	.. SCREW, pan head	16	16	
21	36Y-1410A-00-00	.. STARTER SET ...	4	4	
22	25J-14937-00-00	.. CLIP.....	1	1	
23	12R-14191-00-00	.. PLUG, drain	4	4	
24	98580-05016-00	.. SCREW, pan head (98501-05016) ...	16	16	
25	92903-05100-00	.. WASHER, spring (92901-05100) ...	16	16	
26	256-14944-32-00	.. JET, main (#160)	4		(L)
	256-14944-31-00	.. JET, pilot air (#155)		4	(N)
27	36Y-2631J-00-00	.. CABLE, throttle	4	1	
28	36Y-1490L-00-00	.. STARTER LEVER SET, 1.....	1	1	
29	26H-14197-00-00	.. PIPE.....	2	2	
30	36Y-1490K-00-00	.. STOP SCREW SET	3	3	
31	36Y-14103-00-00	.. THROTTLE SCREW SET.....	1	1	
32	97801-05010-00	.. SCREW, pan head	8	8	
33	36Y-14988-00-00	.. PIPE, starter connecting	2	2	
34	97801-06014-00	.. SCREW, pan head	8	8	
35	17A-14251-00-00	.. NIPPLE.....	2	2	
36	822-14147-00-00	.. O-RING.....	4	4	
37	35H-14139-00-00	.. CLIP, pipe.....	2	2	
38	36Y-14987-00-00	.. HOSE	2		(L)
	50H-14987-00-00	.. HOSE		2	(N)
39	36Y-26313-00-00	.. CABLE, throttle 3	1	1	
40	36Y-14147-00-00	.. O-RING.....	8	8	

FJ1100L/N

CARBURETOR - Manufacturer / Type / L.D. Number	Mikuni / BS36 / 50H-00	Mikuni / BS36 / 50H-00
Main Jet / Pilot Jet / Pilot Screw (Turns Out)	112.5 / 37.5 / 2.0	110 / 40 / 2.0
Needle Jet / Jet Needle-Clip Position	Y-O (#348) / SF263 Fixed	Y2 / M-3 Fixed
Slide Cutaway	•	•
Flood Level / Fuel Level	22.3mm / 2 ~ 4mm	22.3mm / 3 ± 1mm
Idle rpm	950 ~ 1050 rpm	1000 ± 50 rpm
Max CO ₂ / Max HC / Set CO	7.0% / 500 ppm / 3.0%	7.0% / 500 ppm / 3.0%

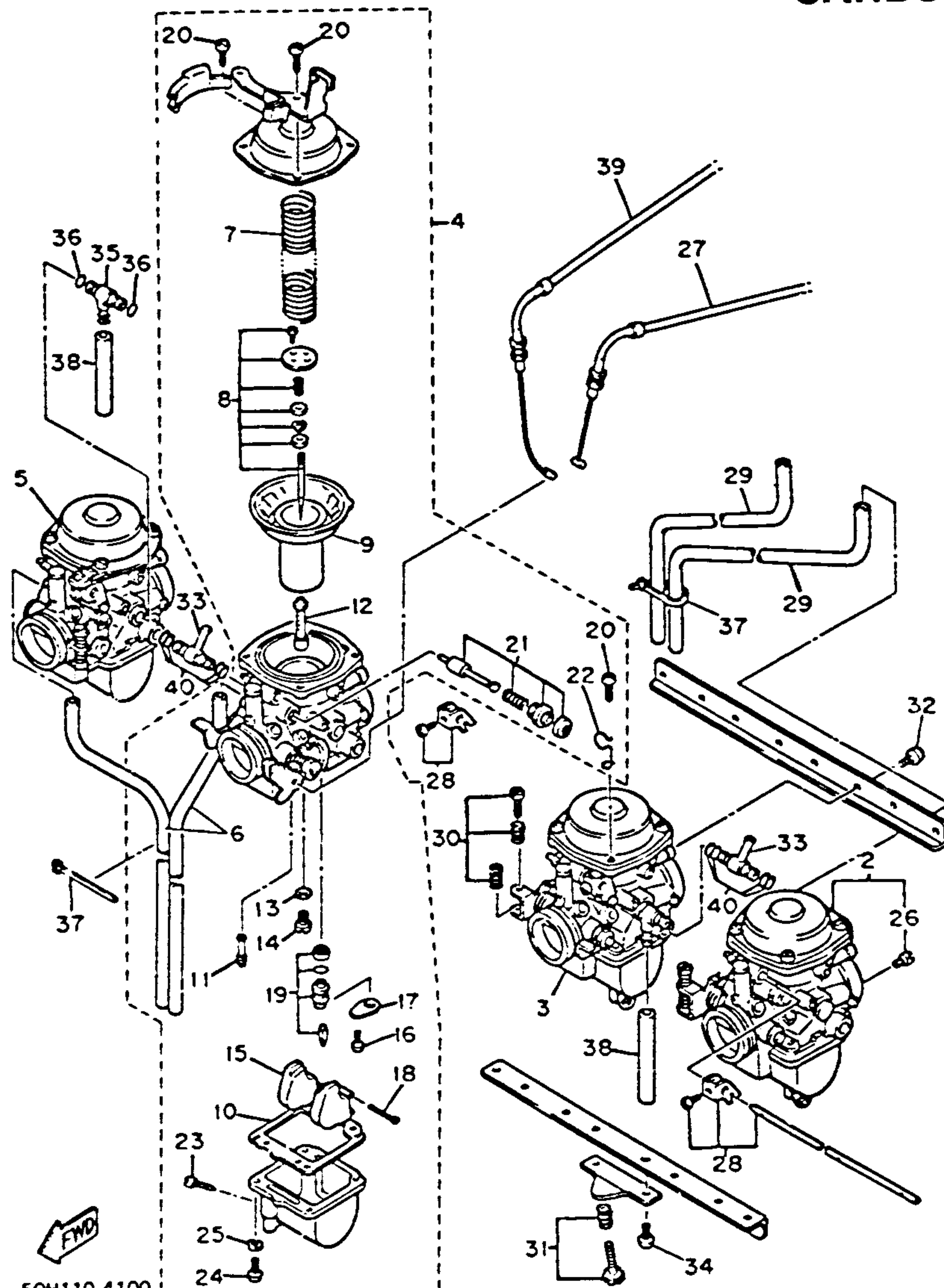
B-5

AIR FILTER	B-2,3
CABLE	F-5
CAMSHAFT	A-8
CARBURETOR	B-4~7
CHAIN	A-8
CLUTCH	C-5,6
CRANKCASE	B-10,11
CRANKCASE COVER	B-12
CRANKSHAFT	A-7
CYLINDER	A-6
CYLINDER HEAD	A-5
ELECTRICAL 1	H-6
ELECTRICAL 2	H-7,8
ENGINE GUARD SET	I-1
EXHAUST	B-8,9
FAIRING 1	F-12,G-1
FENDER	D-5~8
FOOTREST	F-8,9
FRAME	D-1~4
FRONT BRAKE CALIPER	F-1
FRONT FORK	E-2~5
FRONT MASTER CYL	F-6
FRONT MASTER CYL 2	F-7
FRONT WHEEL	E-12
FUEL TANK	E-7~10
GENERATOR	C-1
GOVERNOR	C-2
HANDLEBAR	F-5
HANDLE SWITCH	H-9
HEADLIGHT	H-2
LEVER	H-9
METER	H-1
OIL COOLER	B-1
OIL FILTER	A-12
OIL PUMP	A-11
PICK UP COIL	C-2
PISTON	A-7
REAR BRAKE CALIPER	F-4
REAR MASTER CYL	F-10,11
REAR SHOCKS	E-1
REAR WHEEL	F-2,3
SEAT	E-11
SERVICE DATA	J-1,2
SHIFT CAM	C-9
SHIFT FORK	C-9
SHIFT SHAFT	C-10
SIDE COVER	D-9,10
STAND	F-8,9
STARTER	C-4
STARTING MOTOR	C-3
STEERING	E-6
SWING ARM	D-11,12
TAILLIGHT	H-3
TECHNICAL BULLETIN	K-Row
TOP END GASKET KIT	I-2
TRANSMISSION	C-7,8
URNSIGNAL	H-4,5
VALVE	A-9,10

CARBURETOR

FJ1100LC/NC

CONTENTS



Ref. No.	Part Number	Description	LC	NC	Remarks
1	[47M-14900-00-00]	CARBURETOR ASS'Y	1		(LC) N/A
	[47M-14900-01-00]	CARBURETOR ASS'Y		1	(NC) N/A
2	47M-14901-00-00	CARBURETOR ASS'Y 1	1		(LC) U.R.
	47M-14901-01-00	CARBURETOR ASS'Y 1		1	(NC) U.R.
3	47M-14902-00-00	CARBURETOR ASS'Y 2	1		(LC) U.R.
	47M-14902-01-00	CARBURETOR ASS'Y 2		1	(NC) U.R.
4	47M-14903-00-00	CARBURETOR ASS'Y 3	1		(LC) U.R.
	47M-14903-01-00	CARBURETOR ASS'Y 3		1	(NC) U.R.
5	47M-14904-00-00	CARBURETOR ASS'Y 4	1		(LC) U.R.
	47M-14904-01-00	CARBURETOR ASS'Y 4		1	(NC) U.R.
6	31A-14197-00-00	PIPE	2	2	
7	3G1-14933-00-00	SPRING, diaphragm	4		(LC)

FJ1100LC/NC

8	47M-1490J-00-00	NEEDLE SET	4		(LC)
	47M-1490J-01-00	NEEDLE SET		4	(NC)
9	36Y-14940-00-00	DIAPHRAGM ASS'Y	4		(LC)
	50H-1494000-00	DIAPHRAGM ASS'Y		4	(NC)
10	12R-14984-00-00	GASKET, float chamber	4	4	
11	4G0-14142-37-A0	JET, pilot (#37.5)	4	4	
12	16H-14941-90-00	NOZZLE, main	4		(LC)
	50H-14941-92-00	NOZZLE, main		4	(NC)
13	137-14153-00-00	WASHER, main jet	4	4	
14	620-14231-73-A0	JET, main (#112.5)	4		(LC)
	620-14231-22-A0	JET, main (#110)		4	(NC)
15	3H5-14985-00-00	FLOAT	4	4	
16	98501-04005-00	SCREW, pan head	4	4	

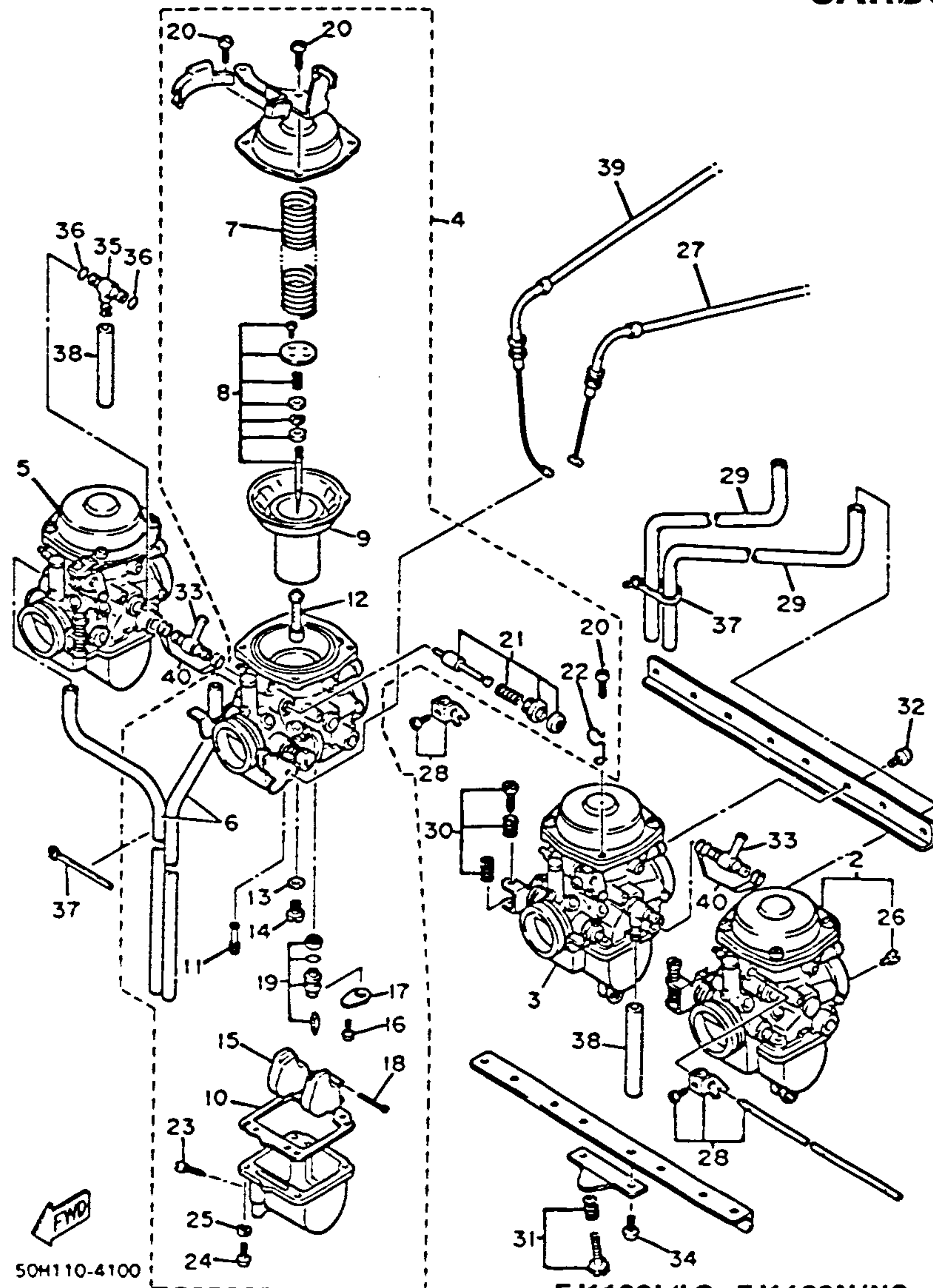
AIR FILTER	B-23
CABLE	F-5
CAMSHAFT	A-8
CARBURETOR	B-4~7
CHAIN	A-8
CLUTCH	C-5,6
CRANKCASE	B-10,11
CRANKCASE COVER	B-12
CRANKSHAFT	A-7
CYLINDER	A-6
CYLINDER HEAD	A-5
ELECTRICAL 1	H-6
ELECTRICAL 2	H-7,8
ENGINE GUARD SET	I-1
EXHAUST	B-8,9
FAIRING 1	F-12, G-1
FENDER	D-5~8
FOOTREST	F-8,9
FRAME	D-1~4
FRONT BRAKE CALIPER	F-1
FRONT FORK	E-2~5
FRONT MASTER CYL	F-6
FRONT MASTER CYL 2	F-7
FRONT WHEEL	E-12
FUEL TANK	E-7~10
GENERATOR	C-1
GOVERNOR	C-2
HANDLEBAR	F-5
HANDLE SWITCH	H-9
HEADLIGHT	H-2
LEVER	H-9
METER	H-1
OIL COOLER	B-1
OIL FILTER	A-12
OIL PUMP	A-11
PICK UP COIL	C-2
PISTON	A-7
REAR BRAKE CALIPER	F-4
REAR MASTER CYL	F-10,11
REAR SHOCKS	E-1
REAR WHEEL	F-2,3
SEAT	E-11
SERVICE DATA	J-1,2
SHIFT CAM	C-9
SHIFT FORK	C-9
SHIFT SHAFT	C-10
SIDE COVER	D-9,10
STAND	F-8,9
STARTER	C-4
STARTING MOTOR	C-3
STEERING	E-6
SWING ARM	D-11,12
TAILLIGHT	H-3
TECHNICAL BULLETIN	K-Row
TOP END GASKET KIT	I-2
TRANSMISSION	C-7,8
URNSIGNAL	H-4,5
VALVE	A-9,10

CARBURETOR - Manufacturer / Type / I.D. Number	Mikuni / BS26 / 50H-00	Mikuni / BS36 / 50H-00
Main Jet / Pilot Jet / Pilot Screw (Turns Out)	112.5 / 37.5 / 2.0	110 / 40 / 2.0
Needle Jet / Jet Needle-Clip Position	Y10 (#318) / 5F263 Fixed	Y2 / M-3 Fixed
Slide Cutaway	•	•
Float Level / Fuel Level	22.3mm / 2 ~ 4mm	22.3mm / 3 ± 1mm
Idle rpm	950 ~ 1050 rpm	1000 ± 50 rpm
Max CO ₂ / Max HC ₂ / Set CO	7.0% / 500 ppm / 3.0%	7.0% / 500 ppm / 3.0%

CARBURETOR

FJ1100LC/NC

CONTENTS



Ref. No.	Part Number	Description	LC	NC	Remarks
17	2H0-14146-00-00	.. PLATE	4	4	
18	537-14186-00-00	.. PIN, float.	4	4	
19	25G-14107-23-00	.. NEEDLE VALVE SET	4	4	
20	98501-05010-00	.. SCREW, pan head	16	16	
21	36Y-1410A-00-00	.. STARTER SET ...	4	4	
22	25J-14937-00-00	.. CLIP.....	1	1	
23	12R-14191-00-00	.. PLUG, drain	4	4	
24	98580-05016-00	.. SCREW, pan head (98501-05016) ...	16	16	
25	92903-05100-00	.. WASHER, spring (92901-05100) ...	16	16	
26	256-14944-32-00	.. JET, main (#160)	4		(LC)
	256-14944-31-00	.. JET, pilot air (#155)		4	(NC)
27	36Y-2631J-00-00	.. CABLE, throttle 4	1	1	
28	36Y-1490L-00-00	.. STARTER LEVER SET, 1.....	1	1	
29	26H-14197-00-00	.. PIPE	2	2	

FJ1100LC/NC

30	36Y-1490K-00-00	.. STOP SCREW SET	3	3	
31	36Y-14103-00-00	.. THROTTLE SCREW SET.....	1	1	
32	97801-05010-00	.. SCREW, pan head	8	8	
33	36Y-14988-00-00	.. PIPE, starter connecting.....	2	2	
34	97801-06014-00	.. SCREW, pan head	8	8	
35	17A-14251-00-00	.. NIPPLE.....	2	2	
36	822-14147-00-00	.. O-RING.....	4	4	
37	35H-14139-00-00	.. CLIP, pipe.....	2	2	
38	36Y-14987-00-00	.. HOSE	2		(LC)
	50H-14987-00-00	.. HOSE		2	(NC)
39	36Y-26313-00-00	.. CABLE, throttle 3	1	1	
40	36Y-14147-00-00	.. O-RING.....	8	8	

FJ1100LC/NC

AIR FILTER	B-2,3
CABLE	F-5
CAMSHAFT	A-8
CARBURETOR	B-4~7
CHAIN	A-8
CLUTCH	C-5,6
CRANKCASE	B-10,11
CRANKCASE COVER	B-12
CRANKSHAFT	A-7
CYLINDER	A-6
CYLINDER HEAD	A-5
ELECTRICAL 1	H-6
ELECTRICAL 2	H-7,8
ENGINE GUARD SET	i-1
EXHAUST	B-8,9
FAIRING 1	F-12,G-1
FENDER	D-5~8
FOOTREST	F-8,9
FRAME	D-1~4
FRONT BRAKE CALIPER	F-1
FRONT FORK	E-2~5
FRONT MASTER CYL	F-6
FRONT MASTER CYL 2	F-7
FRONT WHEEL	E-12
FUEL TANK	E-7~10
GENERATOR	C-1
GOVERNOR	C-2
HANDLEBAR	F-5
HANDLE SWITCH	H-9
HEADLIGHT	H-2
LEVER	H-9
METER	H-1
OIL COOLER	B-1
OIL FILTER	A-12
OIL PUMP	A-11
PICK UP COIL	C-2
PISTON	A-7
REAR BRAKE CALIPER	F-4
REAR MASTER CYL	F-10,11
REAR SHOCKS	E-1
REAR WHEEL	F-2,3
SEAT	E-11
SERVICE DATA	J-1,2
SHIFT CAM	C-9
SHIFT FORK	C-9
SHIFT SHAFT	C-10
SIDE COVER	D-9,10
STAND	F-8,9
STARTER	C-4
STARTING MOTOR	C-3
STEERING	E-6
SWING ARM	D-11,12
TAILLIGHT	H-3
TECHNICAL BULLETIN	K-Row
TOP END GASKET KIT	I-2
TRANSMISSION	C-7,8
TURN SIGNAL	H-4,5
VALVE	A-9,10

CARBURETOR - Manufacturer / Type / I.D. Number	Mikuni / BS36 / 50H-00	Mikuni / BS36 / 50H-00
Main Jet / Pilot Jet / Pilot Screw (Turns Out)	112.5 / 37.5 / 2.0	110 / 40 / 2.0
Needle Jet / Jet Needle-Clip Position	Y10 (#318) / 5FZ63 Fixed	Y2 / N-3 Fixed
Slide Cutaway	•	•
Floot Level / Fuel Level	22.3mm / 2 ~ 4mm	22.3mm / 3 ± 1mm
Idle rpm	950 ~ 1050 rpm	1000 ± 50 rpm
Max COe / Max HCe / Set CO	7.0% / 500 ppm / 3.0%	17.0% / 500 ppm / 3.0%

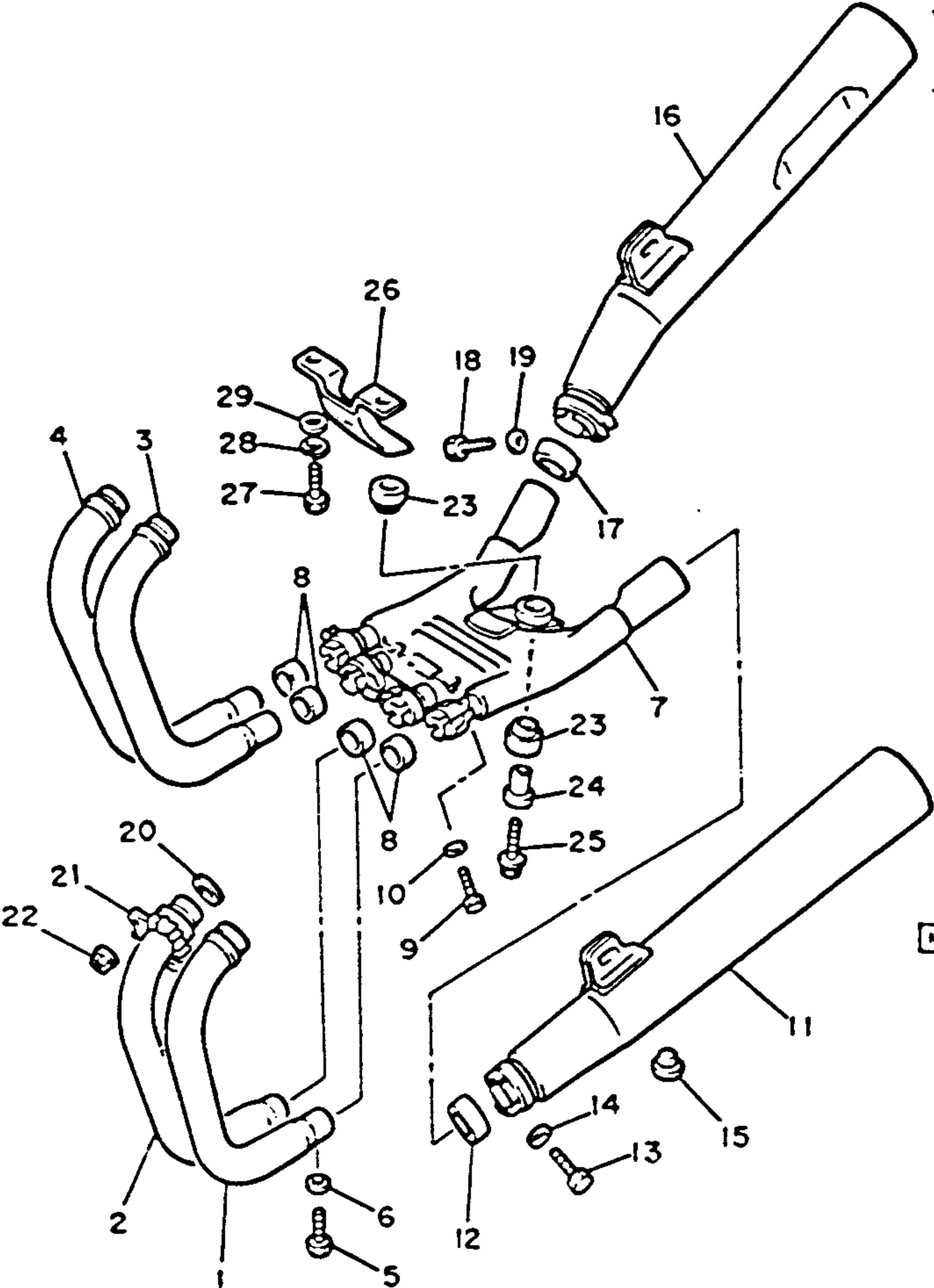
EXHAUST

CONTENTS

Ref. No.	Part Number	Description	L LC	N NC	Remarks
1	36Y-14611-00-00	PIPE, exhaust 1	1	1	
2	36Y-14621-00-00	PIPE, exhaust 2	1	1	
3	36Y-14631-00-00	PIPE, exhaust 3	1	1	
4	36Y-14641-00-00	PIPE, exhaust 4	1	1	
5	90101-06575-00	BOLT	4	4	
6	92906-06600-00	WASHER, plate	4	4	
7	36Y-14615-00-00	JOINT, exhaust 1	1	1	
8	1FK-14755-00-00	GASKET, silencer (36Y-14755-01)	4	4	
9	97311-08020-00	BOLT	4	4	
10	92901-08600-00	WASHER, plate	4	4	
11	47M-14711-00-00	MUFFLER 1	1	1	
12	36Y-14714-00-00	GASKET, muffler	1	1	
13	97316-08025-00	BOLT	1	1	
14	92906-08600-00	WASHER, plate	1	1	
15	371-27114-00-00	STOPPER, main stand	1	1	

FJ1100N/NC
FJ1100L/LC

Max COe / Max HCe / Set CO	7.0% / 500 ppm / 3.0%
----------------------------	-----------------------



"These replacement parts comply with all Florida laws and regulations requiring testing and certification of exhaust system replacement parts."



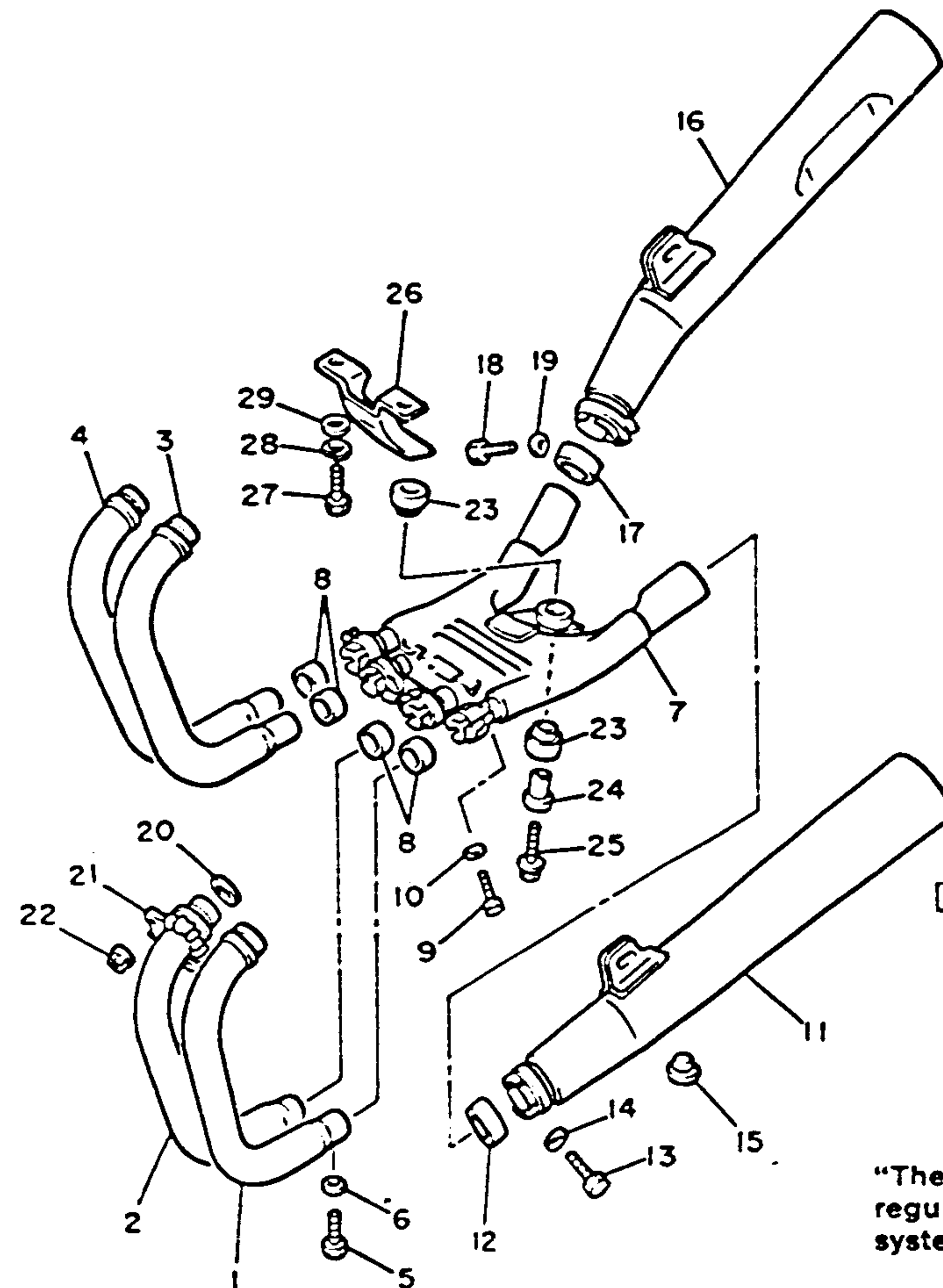
36Y310-4110

AIR FILTER	B-2,3
CABLE	F-5
CAMSHAFT	A-8
CARBURETOR	B-4~7
CHAIN	A-8
CLUTCH	C-5,6
CRANKCASE	B-10,11
CRANKCASE COVER	B-12
CRANKSHAFT	A-7
CYLINDER	A-6
CYLINDER HEAD	A-5
ELECTRICAL 1	H-6
ELECTRICAL 2	H-7,8
ENGINE GUARD SET	I-1
EXHAUST	B-8,9
FAIRING 1	F-12,G-1
FENDER	D-5~8
FOOTREST	F-8,9
FRAME	D-1~4
FRONT BRAKE CALIPER	F-1
FRONT FORK	E-2~5
FRONT MASTER CYL	F-6
FRONT MASTER CYL 2	F-7
FRONT WHEEL	E-12
FUEL TANK	E-7~10
GENERATOR	C-1
GOVERNOR	C-2
HANDLEBAR	F-5
HANDLE SWITCH	H-9
HEADLIGHT	H-2
LEVER	H-9
METER	H-1
OIL COOLER	B-1
OIL FILTER	A-12
OIL PUMP	A-11
PICK UP COIL	C-2
PISTON	A-7
REAR BRAKE CALIPER	F-4
REAR MASTER CYL	F-10,11
REAR SHOCKS	E-1
REAR WHEEL	F-2,3
SEAT	E-11
SERVICE DATA	J-1,2
SHIFT CAM	C-9
SHIFT FORK	C-9
SHIFT SHAFT	C-10
SIDE COVER	D-9,10
STAND	F-8,9
STARTER	C-4
STARTING MOTOR	C-3
STEERING	E-6
SWING ARM	D-11,12
TAILLIGHT	H-3
TECHNICAL BULLETIN	K-Row
TOP END GASKET KIT	I-2
TRANSMISSION	C-7,8
URNSIGNAL	H-4,5
VALVE	A-9,10

EXHAUST

CONTENTS

Ref. No.	Part Number	Description	L LC	N NC	Remarks
16	47M-14721-00-00	MUFFLER 2	1	1	
17	36Y-14714-00-00	GASKET, muffler	1	1	
18	97316-08025-00	BOLT	1	1	
19	92906-08600-00	WASHER, plate	1	1	
20	341-14613-00-00	GASKET, exhaust pipe	4	4	
21	36Y-14612-00-00	NUT, ring.....	4	4	
22	90179-08345-00	NUT.....	8	8	
23	36Y-14747-00-00	DAMPER, muffler....	2	2	
24	4G0-14638-00-00	COLLAR.....	1	1	
25	95801-10040-00	BOLT, flange.....	1	1	
26	36Y-14791-00-00	STAY, muffler.....	1	1	
27	97313-08025-00	BOLT (97311-08025)	2	2	
28	92990-08100-00	WASHER, spring (92903-08100)	2	2	
29	92901-08600-00	WASHER, plate	2	2	



FJ1100N/NC
FJ1100L/LC

Max CO₂ / Max HC₂ / Set CO 7.0% / 500 ppm / 3.0%

"These replacement parts comply with all Florida laws and regulations requiring testing and certification of exhaust system replacement parts."

AIR FILTER	B-2,3
CABLE	F-5
CAMSHAFT	A-8
CARBURETOR	B-4~7
CHAIN	A-8
CLUTCH	C-5,6
CRANKCASE	B-10,11
CRANKCASE COVER	B-12
CRANKSHAFT	A-7
CYLINDER	A-6
CYLINDER HEAD	A-5
ELECTRICAL 1	H-6
ELECTRICAL 2	H-7,8
ENGINE GUARD SET	I-1
EXHAUST	B-8,9
FAIRING 1	F-12,G-1
FENDER	D-5~8
FOOTREST	F-8,9
FRAME	D-1~4
FRONT BRAKE CALIPER	F-1
FRONT FORK	E-2~5
FRONT MASTER CYL	F-6
FRONT MASTER CYL 2	F-7
FRONT WHEEL	E-12
FUEL TANK	E-7~10
GENERATOR	C-1
GOVERNOR	C-2
HANDLEBAR	F-5
HANDLE SWITCH	H-9
HEADLIGHT	H-2
LEVER	H-9
METER	H-1
OIL COOLER	B-1
OIL FILTER	A-12
OIL PUMP	A-11
PICK UP COIL	C-2
PISTON	A-7
REAR BRAKE CALIPER	F-4
REAR MASTER CYL	F-10,11
REAR SHOCKS	E-1
REAR WHEEL	F-2,3
SEAT	E-11
SERVICE DATA	J-1,2
SHIFT CAM	C-9
SHIFT FORK	C-9
SHIFT SHAFT	C-10
SIDE COVER	D-9,10
STAND	F-8,9
STARTER	C-4
STARTING MOTOR	C-3
STEERING	E-6
SWING ARM	D-11,12
TAILLIGHT	H-3
TECHNICAL BULLETIN	K-Row
TOP END GASKET KIT	I-2
TRANSMISSION	C-7,8
URNSIGNAL	H-4,5
VALVE	A-9,10



36Y310-4110

CONTENTS

CRANKCASE

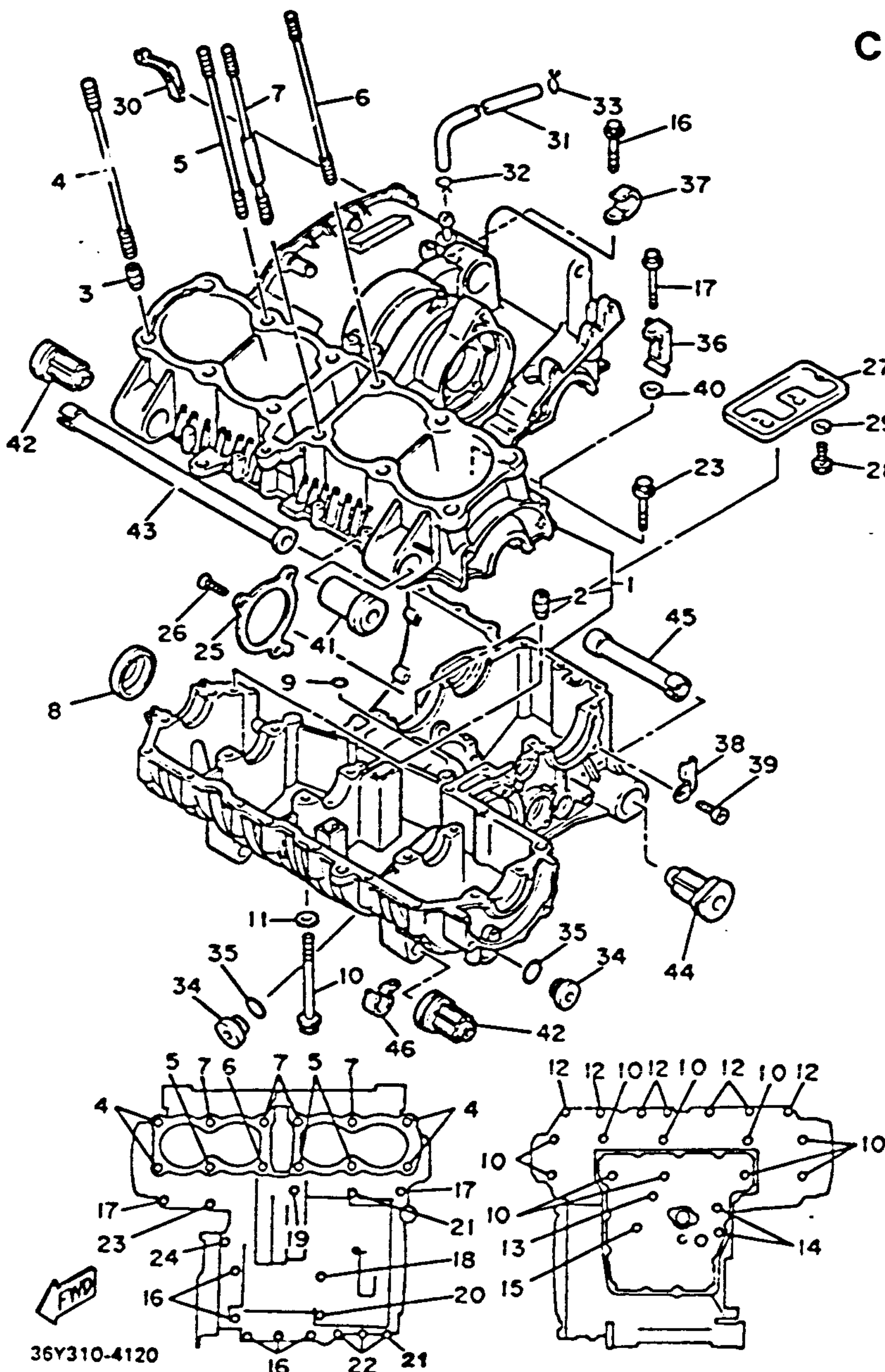
Ref. No.	Part Number	Description	L LC	N NC	Remarks
1	36Y-15100-02-00	CRANKCASE ASS'Y (36Y-15100-00)	1	1	50H-000366~ 47M-000148~ See Note
	36Y-15100-02-00	CRANKCASE ASS'Y (36Y-15100-01)	1	1	
2	99530-12016-00	PIN, dowel (91830-22016).....	2	2	
3	99530-14016-00	PIN, dowel (91830-24016)	2	2	
4	90116-10441-00	BOLT, stud	4	4	
5	90116-10442-00	BOLT, stud	3	3	
6	90116-10443-00	BOLT, stud	1	1	
7	36Y-11363-00-00	BOLT, cylinder holding 3	4	4	
8	4H7-15167-10-00	PLUG, blind 1	1	1	
9	93210-07155-00	O-RING	1	1	
10	95816-08100-00	BOLT, flange.....	10	10	
11	90201-094G1-00	WASHER, plate (90201-08366)	7	7	
12	95816-08045-00	BOLT, flange.....	7	7	
13	95816-06110-00	BOLT, flange.....	1	1	
14	95816-06095-00	BOLT, flange.....	2	2	
15	95816-06040-00	BOLT, flange.....	1	1	
16	95816-08055-00	BOLT, flange.....	5	5	
17	95816-06050-00	BOLT, flange.....	2	2	
18	95816-06125-00	BOLT, flange.....	1	1	
19	90105-06338-00	BOLT, washer based	1	1	
20	95816-06070-00	BOLT, flange.....	1	1	
21	95816-06065-00	BOLT, flange.....	1	2	See Note
22	95816-06055-00	BOLT, flange.....	3	2	
23	95816-06040-00	BOLT, flange.....	1	1	

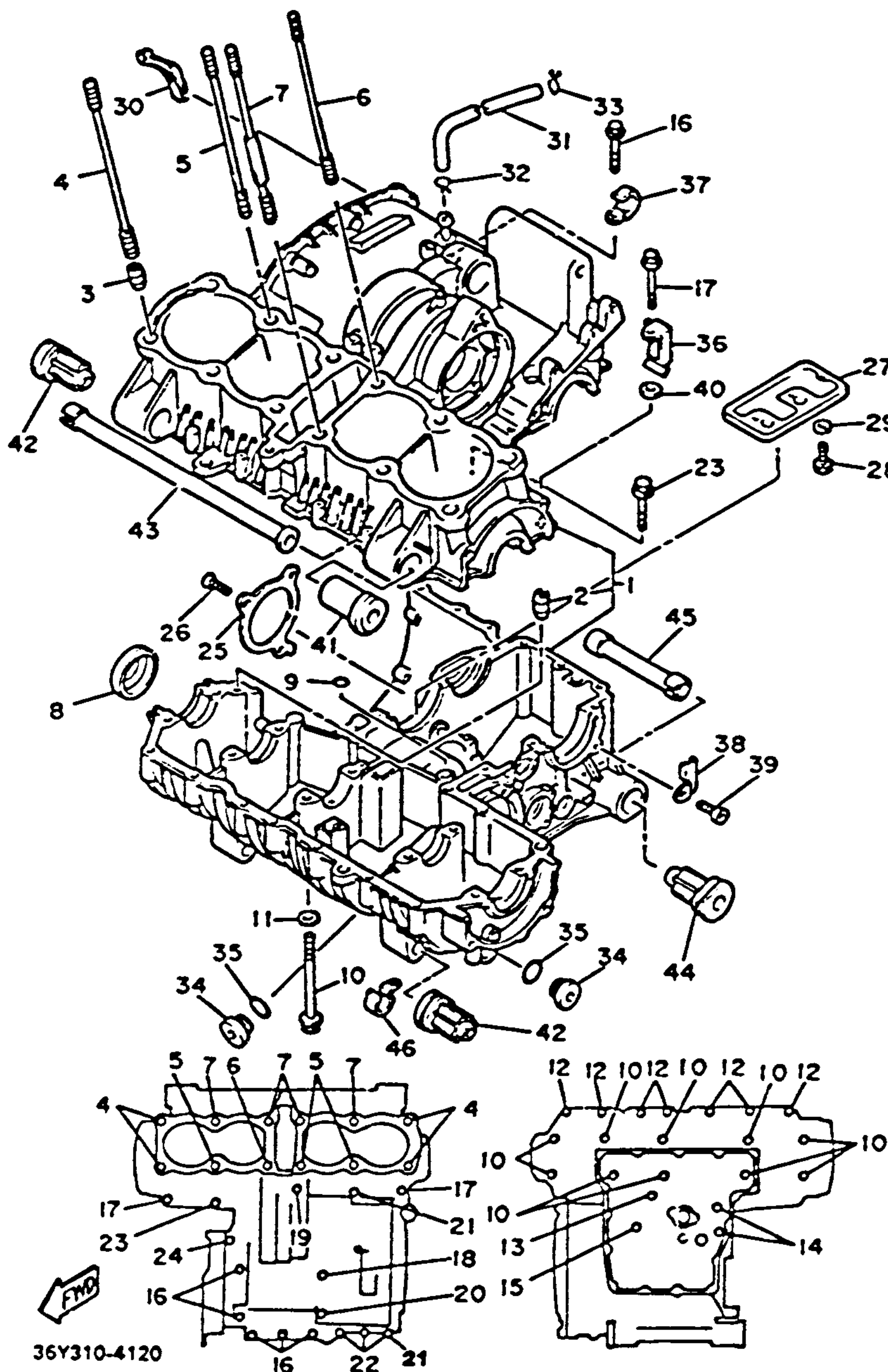
NOTE: When using the (-01) Crankcase Ass'y use Ref. #21, P/N 95816-06065 Flange Bolt here.

FJ1100N/NC FJ1100L/LC

Drain Plug	M4, 4.3 mm (11.7mm)
Oiling System	Wet Sump (Threshold Type)
Capacity Dry	4.2 Ltr. (4.44 qts)
Oil and Filter Change	3.35 Ltr. (3.54 qts)
Oil Change Only	3.0 Ltr. (3.17 qts)
Lubricant Temp Above 5°C (40°F)	Yamalube 4" or SAE 20W40 SE or SF
Temp Below 15°C (60°F)	SAE 10W30 SE or SF

AIR FILTER	B-2,3
CABLE	F-5
CAMSHAFT	A-8
CARBURETOR	B-4~7
CHAIN	A-8
CLUTCH	C-5,6
CRANKCASE	B-10,11
CRANKCASE COVER	B-12
CRANKSHAFT	A-7
CYLINDER	A-6
CYLINDER HEAD	A-5
ELECTRICAL 1	H-6
ELECTRICAL 2	H-7,8
ENGINE GUARD SET	I-1
EXHAUST	B-8,9
FAIRING 1	F-12,G-1
FENDER	D-5~8
FOOTREST	F-8,9
FRAME	D-1~4
FRONT BRAKE CALIPER	F-1
FRONT FORK	E-2~5
FRONT MASTER CYL	F-6
FRONT MASTER CYL 2	F-7
FRONT WHEEL	E-12
FUEL TANK	E-7~10
GENERATOR	C-1
GOVERNOR	C-2
HANDLEBAR	F-5
HANDLE SWITCH	H-9
HEADLIGHT	H-2
LEVER	H-9
METER	H-1
OIL COOLER	B-1
OIL FILTER	A-12
OIL PUMP	A-11
PICK UP COIL	C-2
PISTON	A-7
REAR BRAKE CALIPER	F-4
REAR MASTER CYL	F-10,11
REAR SHOCKS	E-1
REAR WHEEL	F-2,3
SEAT	E-11
SERVICE DATA	J-1,2
SHIFT CAM	C-9
SHIFT FORK	C-9
SHIFT SHAFT	C-10
SIDE COVER	D-9,10
STAND	F-8,9
STARTER	C-4
STARTING MOTOR	C-3
STEERING	E-6
SWING ARM	D-11,12
TAILLIGHT	H-3
TECHNICAL BULLETIN	K-Row
TOP END GASKET KIT	I-2
TRANSMISSION	C-7,8
URNSIGNAL	H-4,5
VALVE	A-9,10





CRANKCASE

Ref. No.	Part Number	Description	L LC	N NC	Remarks
24	95816-06030-00	BOLT, flange.....	1	1	
25	36Y-15383-01-00	PLATE, bearing cover	1	1	
26	90151-06025-00	SCREW, countersunk	3	3	
27	36Y-15412-00-00	PLATE, oil guide.....	1	1	
28	97300-05010-00	BOLT	3	3	
29	92901-05600-00	WASHER, plate	3	3	
30	36Y-15385-00-00	GROMMET.....	1	1	
31	36Y-11166-00-00	PIPE, breather 1.....	1	1	
32	90467-14015-00	CLIP.....	1	1	
33	90467-14056-00	CLIP.....	1	1	
34	4H7-15189-00-00	PLUG (4K0-15189-00)	3	3	
35	93210-20573-00	O-RING (93210-22382)	3	3	
36	90465-10251-00	CLAMP	1	1	
37	90465-08252-00	CLAMP	2	2	
38	90465-08253-00	CLAMP	1	1	
39	91316-06010-00	BOLT	1	1	
40	92906-06600-00	WASHER, plate	1	1	
41	90387-100L4-00	COLLAR.....	1	1	
42	36Y-15336-00-00	DAMPER, engine mount 3.....	3	3	
43	36Y-15317-00-00	SPACER, engine mount.....	1	1	
44	36Y-15326-00-00	DAMPER, engine mount 2.....	2	2	
45	36Y-15327-00-00	SPACER, engine mount.....	1	1	
46	90462-10145-00	CLAMP	1	1	

NOTE: When using (-01) style Crankcase Ass'y use Ref. #21,
P/N 95816-06065-00 Flange Bolt here.

FJ1100L/LC FJ1100N/NC

Drain Plug	M14 4.3 mag (31 R/M)
Oiling System	Wet Sump (Rechoild Type)
Capacity Dry	4.2 Lit. (4.44 qts)
Oil and Filter Change	3.35 Lit. (3.54 qts)
Oil Change Only	3.0 Lit. (3.17 qts)
Lubricant Temp Above 5°C (40°F)	Yamalube 4" or SAE 20W40 SE or SF
Temp Below 15°C (60°F)	SAE 10W30 SE or SF

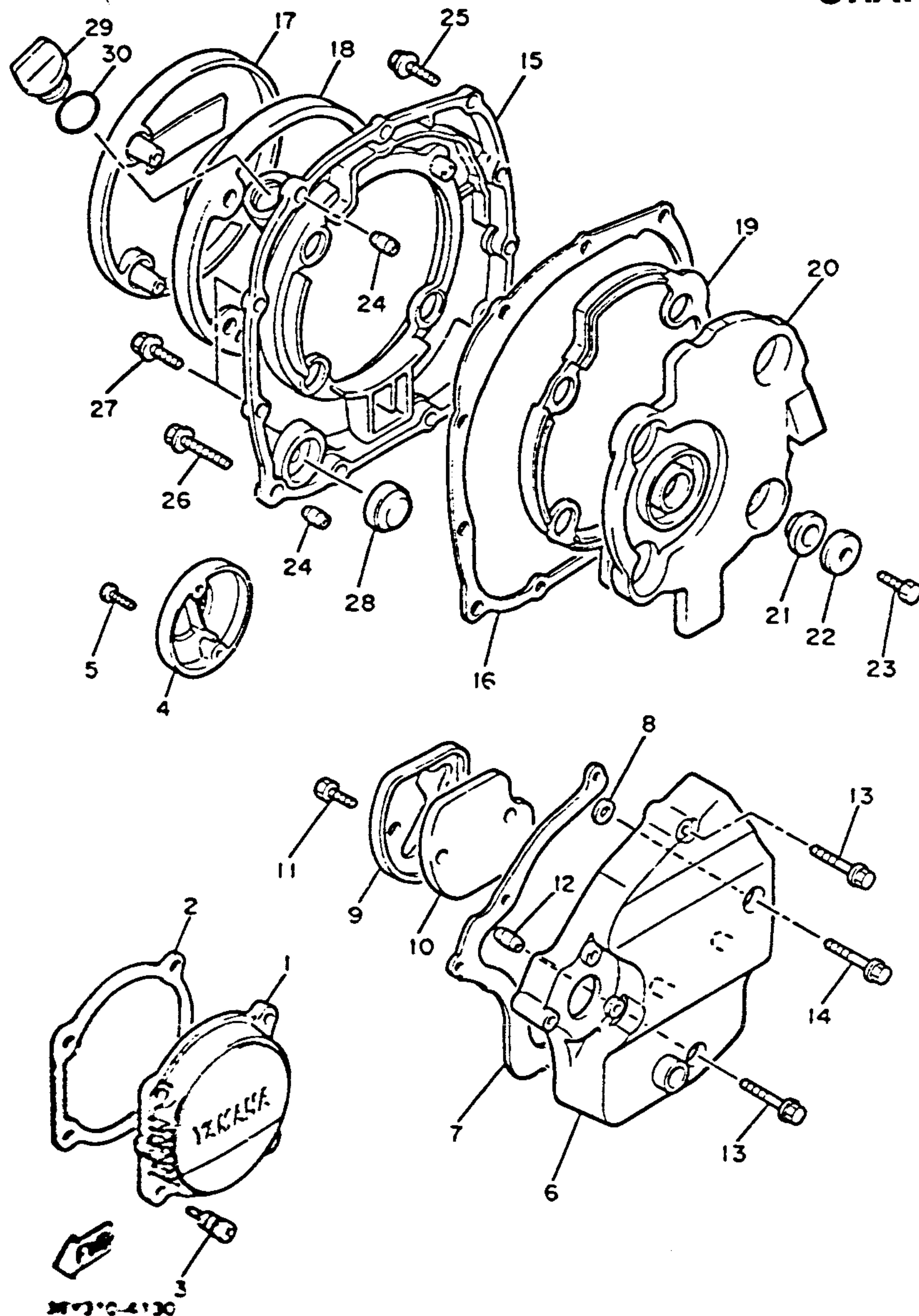
B-11

CONTENTS

AIR FILTER	B-2,3
CABLE	F-5
CAMSHAFT	A-8
CARBURETOR	B-4~7
CHAIN	A-8
CLUTCH	C-5,6
CRANKCASE	B-10,11
CRANKCASE COVER	B-12
CRANKSHAFT	A-7
CYLINDER	A-6
CYLINDER HEAD	A-5
ELECTRICAL 1	H-6
ELECTRICAL 2	H-7,8
ENGINE GUARD SET	I-1
EXHAUST	B-8,9
FAIRING 1	F-12,G-1
FENDER	D-5~8
FOOTREST	F-8,9
FRAME	D-1~4
FRONT BRAKE CALIPER	F-1
FRONT FORK	E-2~5
FRONT MASTER CYL	F-6
FRONT MASTER CYL 2	F-7
FRONT WHEEL	E-12
FUEL TANK	E-7~10
GENERATOR	C-1
GOVERNOR	C-2
HANDLEBAR	F-5
HANDLE SWITCH	H-9
HEADLIGHT	H-2
LEVER	H-9
METER	H-1
OIL COOLER	B-1
OIL FILTER	A-12
OIL PUMP	A-11
PICK UP COIL	C-2
PISTON	A-7
REAR BRAKE CALIPER	F-4
REAR MASTER CYL	F-10,11
REAR SHOCKS	E-1
REAR WHEEL	F-2,3
SEAT	E-11
SERVICE DATA	J-1,2
SHIFT CAM	C-9
SHIFT FORK	C-9
SHIFT SHAFT	C-10
SIDE COVER	D-9,10
STAND	F-8,9
STARTER	C-4
STARTING MOTOR	C-3
STEERING	E-6
SWING ARM	D-11,12
TAILLIGHT	H-3
TECHNICAL BULLETIN	K-Row
TOP END GASKET KIT	I-2
TRANSMISSION	C-7,8
TURN SIGNAL	H-4,5
VALVE	A-9,10

CRANKCASE COVER

CONTENTS

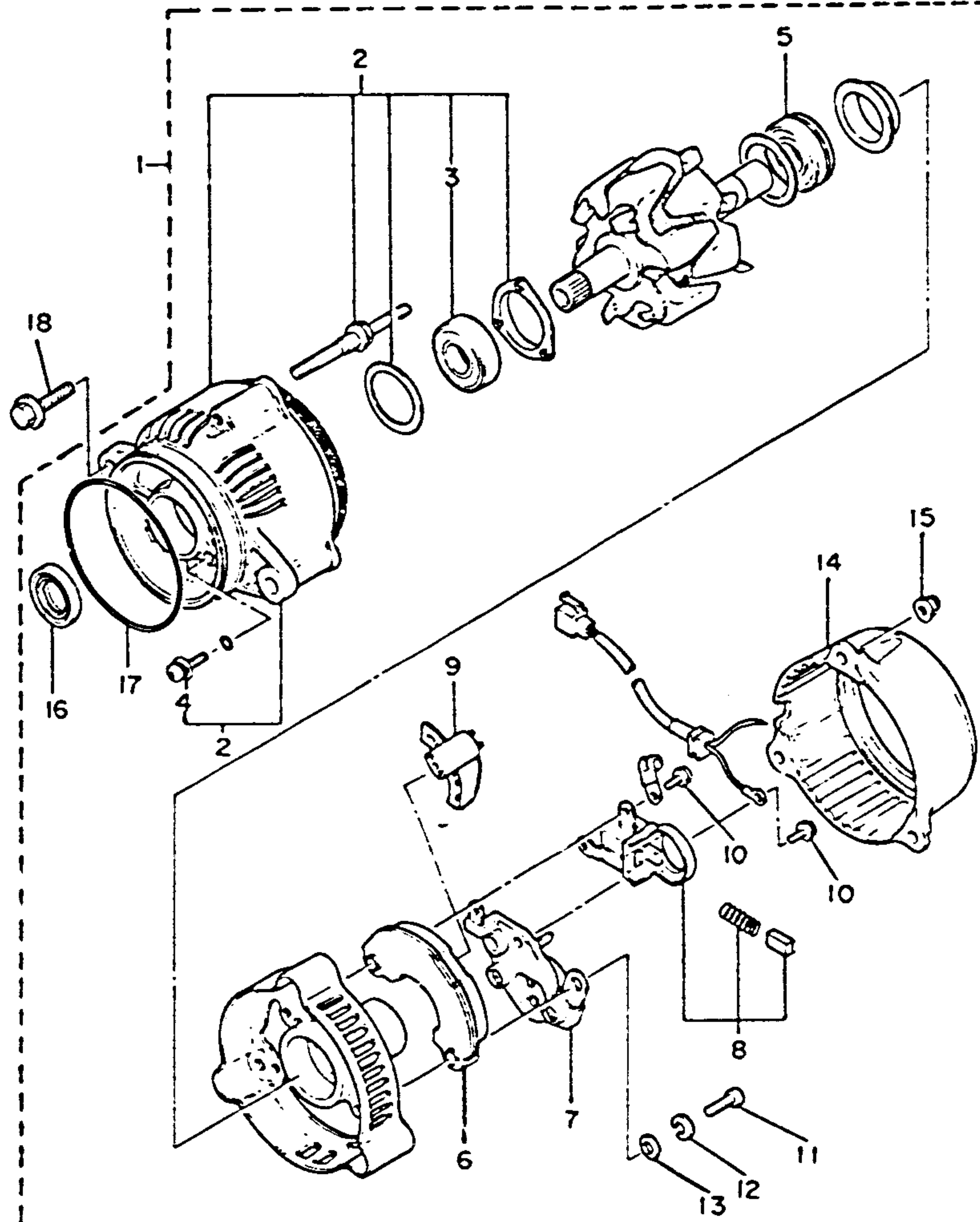


Ref. No.	Part Number	Description	L LC	N NC	Remarks
1	36Y-15416-00-00	COVER, oil pump	1	1	
2	33M-15449-00-00	RING, rubber.	1	1	
3	35M-15481-10-00	BOLT 1 (33M-15481-00).....	4	4	
4	36Y-15426-00-00	COVER, oil pump 2	1	1	
5	90154-05026-00	SCREW, binding.	2	2	
6	36Y-15411-00-00	COVER, crankcase 1	1	1	
7	36Y-15451-00-00	GASKET, crankcase cover 1.....	1	1	
8	36Y-15467-00-00	GASKET.....	1	1	
9	36Y-15427-00-00	COVER, cap 2.....	1	1	
10	36Y-15316-00-00	DAMPER, engine mount 1.....	1	1	
11	90153-06055-00	SCREW, hexagon....	2	2	
12	99530-10014-00	PIN, dowel (91830-21014).....	1	1	
13	95026-06040-00	BOLT, flange.....	2	2	
14	95026-06050-00	BOLT, flange.....	1	1	
15	36Y-15421-00-00	COVER, crankcase 2	1	1	
16	36Y-15461-00-00	GASKET, crankcase cover 2.....	1	1	
17	36Y-15417-00-00	COVER, cap	1	1	
18	36Y-15449-00-00	RING, rubber.	1	1	
19	36Y-15367-00-00	GROMMET.....	1	1	
20	36Y-15346-00-00	BREATHER 1	1	1	
21	4H7-15486-00-00	GROMMET.....	4	4	
22	90209-06096-00	WASHER.....	4	4	
23	91316-06012-00	BOLT	4	4	
24	99530-10014-00	PIN, dowel (91830-21014).....	2	2	
25	95026-06020-00	BOLT, flange.....	7	7	
26	95026-06035-00	BOLT, flange.....	2	2	
27	95026-06025-00	BOLT, flange.....	2	2	
28	2H7-15361-00-00	GAUGE, level	1	1	
29	2H9-15363-00-00	PLUG, oil.....	1	1	
30	93210-27370-00	O-RING.....	1	1	

AIR FILTER	B-2,3
CABLE	F-5
CAMSHAFT	A-8
CARBURETOR	B-4~7
CHAIN	A-8
CLUTCH	C-5,6
CRANKCASE	B-10,11
CRANKCASE COVER	B-12
CRANKSHAFT	A-7
CYLINDER	A-6
CYLINDER HEAD	A-5
ELECTRICAL 1	H-6
ELECTRICAL 2	H-7,8
ENGINE GUARD SET	I-1
EXHAUST	B-8,9
FAIRING 1	F-12,G-1
FENDER	D-5~8
FOOTREST	F-8,9
FRAME	D-1~4
FRONT BRAKE CALIPER	F-1
FRONT FORK	E-2~5
FRONT MASTER CYL	F-6
FRONT MASTER CYL 2	F-7
FRONT WHEEL	E-12
FUEL TANK	E-7~10
GENERATOR	C-1
GOVERNOR	C-2
HANDLEBAR	F-5
HANDLE SWITCH	H-9
HEADLIGHT	H-2
LEVER	H-9
METER	H-1
OIL COOLER	B-1
OIL FILTER	A-12
OIL PUMP	A-11
PICK UP COIL	C-2
PISTON	A-7
REAR BRAKE CALIPER	F-4
REAR MASTER CYL	F-10,11
REAR SHOCKS	E-1
REAR WHEEL	F-2,3
SEAT	E-11
SERVICE DATA	J-1,2
SHIFT CAM	C-9
SHIFT FORK	C-9
SHIFT SHAFT	C-10
SIDE COVER	D-9,10
STAND	F-8,9
STARTER	C-4
STARTING MOTOR	C-3
STEERING	E-6
SWING ARM	D-11,12
TAILLIGHT	H-3
TECHNICAL BULLETIN	K-Row
TOP END GASKET KIT	I-2
TRANSMISSION	C-7,8
URNSIGNAL	H-4,5
VALVE	A-9,10

GENERATOR

CONTENTS



Ref. No.	Part Number	Description	L LC	N NC	Remarks
1	36Y-81600-50-00	A.C. GENERATOR ASS'Y.....	1	1	
2	36Y-81634-50-00	. STATOR ASS'Y....	1	1	
3	36Y-81643-30-00	. . BEARING	1	1	
4	36Y-81645-50-00	. . SCREW.....	3	3	
5	36Y-81643-50-00	. BEARING.....	1	1	
6	36Y-81970-50-00	. RECTIFIER ASS'Y	1	1	
7	36Y-81910-50-00	. VOLTAGE REGULATOR ASS'Y	1	1	
8	36Y-81619-50-00	. BRUSH HOLDER ASS'Y.....	1	1	
9	36Y-81972-50-00	. COVER, rectifier ...	1	1	
10	36Y-81645-30-00	. SCREW.....	2	2	
11	98501-05018-00	. SCREW, pan head	3	3	
12	92903-05100-00	. WASHER, spring (92901-05100).....	3	3	
13	92901-05600-00	. WASHER, plate....	3	3	
14	36Y-81604-50-00	. COVER ASS'Y.....	1	1	
15	36Y-81675-50-00	. NUT	3	3	
16	36Y-81638-50-00	. OIL SEAL	1	1	
17	36Y-81642-50-00	. O-RING.....	1	1	
18	95026-08030-00	BOLT, flange.....	2	2	

FJ1100N/NC
FJ1100L/LC

CHARGING SYSTEM	
Battery, Model / Specific Gravity / Charge Rate	YB14L (12V14AH) / 1.280 / 1.4A
Maximum Output	14V26A @ 5000 rpm
Field Coil Color Code / Ω	Bm ~ Bk / 4Ω ± 5%
Stator Coil Color Code / Ω	Wht ~ Wht / 0.196Ω ± 5%

AIR FILTER	B-2,3
CABLE	F-5
CAMSHAFT	A-8
CARBURETOR	B-4~7
CHAIN	A-8
CLUTCH	C-5,6
CRANKCASE	B-10,11
CRANKCASE COVER	B-12
CRANKSHAFT	A-7
CYLINDER	A-6
CYLINDER HEAD	A-5
ELECTRICAL 1	H-6
ELECTRICAL 2	H-7,8
ENGINE GUARD SET	I-1
EXHAUST	B-8,9
FAIRING 1	F-12,G-1
FENDER	D-5~8
FOOTREST	F-8,9
FRAME	D-1~4
FRONT BRAKE CALIPER	F-1
FRONT FORK	E-2~5
FRONT MASTER CYL	F-6
FRONT MASTER CYL 2	F-7
FRONT WHEEL	E-12
FUEL TANK	E-7~10
GENERATOR	C-1
GOVERNOR	C-2
HANDLEBAR	F-5
HANDLE SWITCH	H-9
HEADLIGHT	H-2
LEVER	H-9
METER	H-1
OIL COOLER	B-1
OIL FILTER	A-12
OIL PUMP	A-11
PICK UP COIL	C-2
PISTON	A-7
REAR BRAKE CALIPER	F-4
REAR MASTER CYL	F-10,11
REAR SHOCKS	E-1
REAR WHEEL	F-2,3
SEAT	E-11
SERVICE DATA	J-1,2
SHIFT CAM	C-9
SHIFT FORK	C-9
SHIFT SHAFT	C-10
SIDE COVER	D-9,10
STAND	F-8,9
STARTER	C-4
STARTING MOTOR	C-3
STEERING	E-6
SWING ARM	D-11,12
TAILLIGHT	H-3
TECHNICAL BULLETIN	K-Row
TOP END GASKET KIT	I-2
TRANSMISSION	C-7,8
URNSIGNAL	H-4,5
VALVE	A-9,10

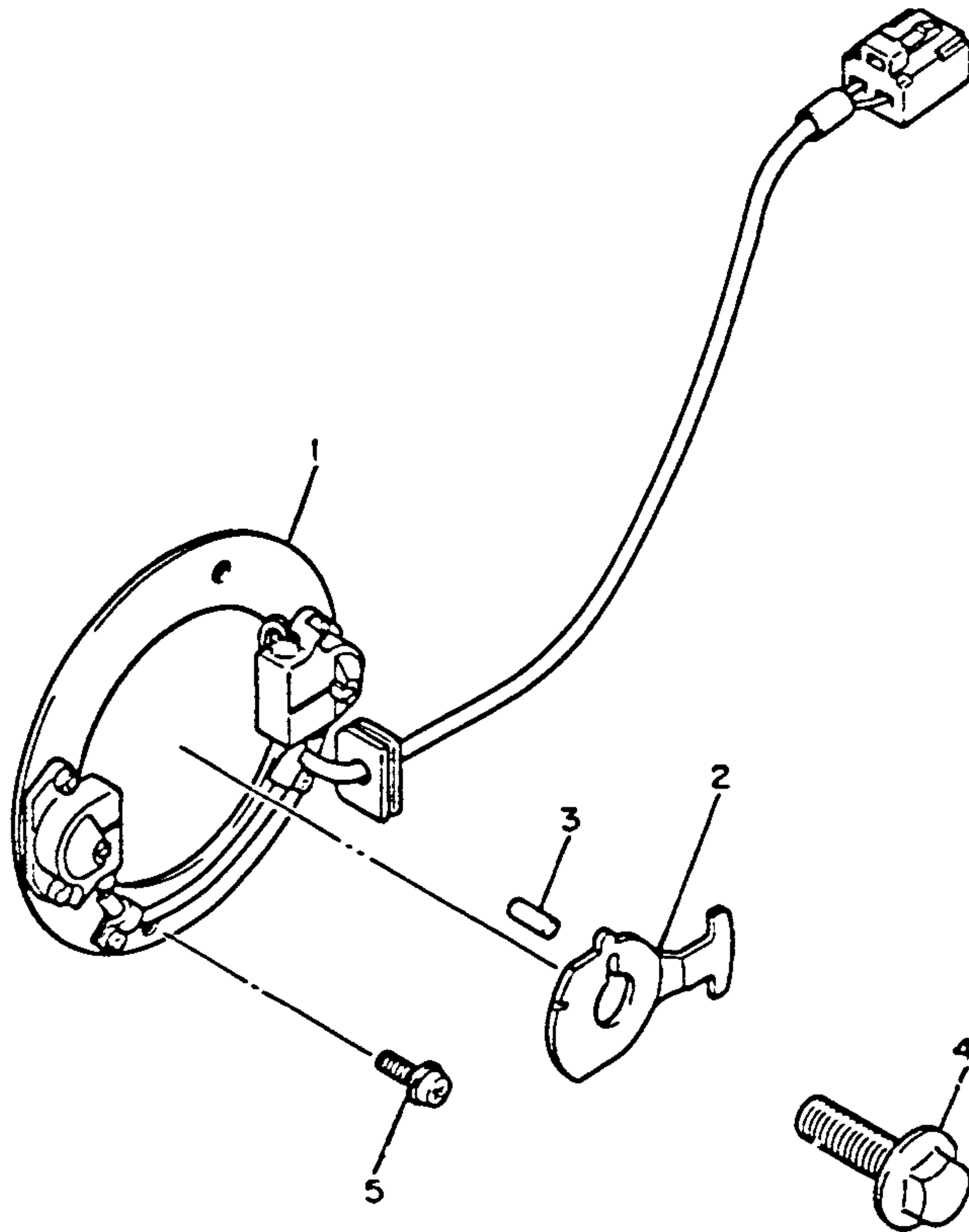


36Y310-4380

PICKUP COIL - GOVERNOR

CONTENTS

Ref. No.	Part Number	Description	L LC	N NC	Remarks
1	36Y-81671-10-00	. BASE, pickup.....	1	1	
2	36Y-81673-10-00	ROTOR	1	1	
3	93604-08071-00	PIN, dowel	1	1	
4	90105-10344-00	BOLT, washer based	1	1	
	90159-06107-00	SCREW, w/washer	2	2	



AIR FILTER	B-2,3
CABLE	F-5
CAMSHAFT	A-8
CARBURETOR	B-4~7
CHAIN	A-8
CLUTCH	C-5,6
CRANKCASE	B-10,11
CRANKCASE COVER	B-12
CRANKSHAFT	A-7
CYLINDER	A-6
CYLINDER HEAD	A-5
ELECTRICAL 1	H-6
ELECTRICAL 2	H-7,8
ENGINE GUARD SET	F-1
EXHAUST	B-8,9
FAIRING 1	F-12,G-1
FENDER	D-5~8
FOOTREST	F-8,9
FRAME	D-1~4
FRONT BRAKE CALIPER	F-1
FRONT FORK	E-2~5
FRONT MASTER CYL	F-6
FRONT MASTER CYL 2	F-7
FRONT WHEEL	E-12
FUEL TANK	E-7~10
GENERATOR	C-1
GOVERNOR	C-2
HANDLEBAR	F-5
HANDLE SWITCH	H-9
HEADLIGHT	H-2
LEVER	H-9
METER	H-1
OIL COOLER	B-1
OIL FILTER	A-12
OIL PUMP	A-11
PICK UP COIL	C-2
PISTON	A-7
REAR BRAKE CALIPER	F-4
REAR MASTER CYL	F-10,11
REAR SHOCKS	E-1
REAR WHEEL	F-2,3
SEAT	E-11
SERVICE DATA	J-1,2
SHIFT CAM	C-9
SHIFT FORK	C-9
SHIFT SHAFT	C-10
SIDE COVER	D-9,10
STAND	F-8,9
STARTER	C-4
STARTING MOTOR	C-3
STEERING	E-6
SWING ARM	D-11,12
TAILLIGHT	H-3
TECHNICAL BULLETIN	K-Row
TOP END GASKET KIT	I-2
TRANSMISSION	C-7,8
URNSIGNAL	H-4,5
VALVE	A-9,10

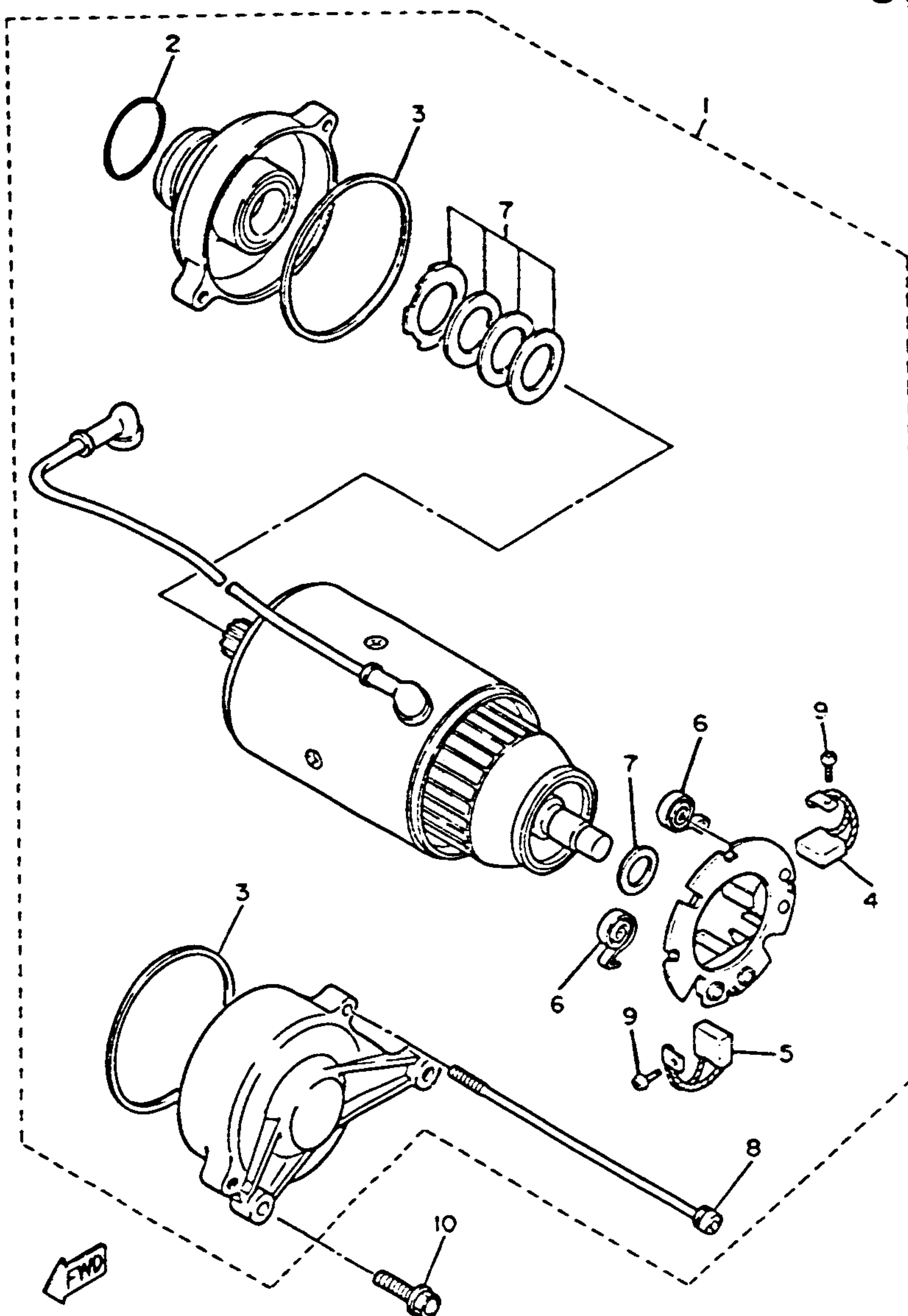
C-2



36Y310-4390

STARTING MOTOR

CONTENTS



Ref. No.	Part Number	Description	L LC	N NC	Remarks
1	36Y-81800-60-00	STARTING MOTOR ASS'Y.....	1	1	
2	26H-81847-00-00	. O-RING.....	1	1	
3	371-81847-20-00	. O-RING.....	2	2	
4	371-81811-20-00	. BRUSH 1.....	1	1	
5	371-81812-20-00	. BRUSH 2.....	1	1	
6	371-81813-20-00	. SPRING, brush	2	2	
7	36Y-81809-00-00	. WASHER KIT.....	1	1	
8	36Y-81826-00-00	. BOLT.....	2	2	
9	98501-03008-00	. SCREW, pan head	2	2	
10	95026-06025-00	BOLT, flange.....	2	2	

AIR FILTER	B-2,3
CABLE	F-5
CAMSHAFT	A-8
CARBURETOR	B-4~7
CHAIN	A-8
CLUTCH	C-5,6
CRANKCASE	B-10,11
CRANKCASE COVER	B-12
CRANKSHAFT	A-7
CYLINDER	A-6
CYLINDER HEAD	A-5
ELECTRICAL 1	H-6
ELECTRICAL 2	H-7,8
ENGINE GUARD SET	I-1
EXHAUST	B-5,9
FAIRING 1	F-12,G-1
FENDER	D-5~8
FOOTREST	F-8,9
FRAME	D-1~4
FRONT BRAKE CALIPER	F-1
FRONT FORK	E-2~5
FRONT MASTER CYL	F-6
FRONT MASTER CYL 2	F-7
FRONT WHEEL	E-12
FUEL TANK	E-7~10
GENERATOR	C-1
GOVERNOR	C-2
HANDLEBAR	F-5
HANDLE SWITCH	H-9
HEADLIGHT	H-2
LEVER	H-9
METER	H-1
OIL COOLER	B-1
OIL FILTER	A-12
OIL PUMP	A-11
PICK UP COIL	C-2
PISTON	A-7
REAR BRAKE CALIPER	F-4
REAR MASTER CYL	F-10,11
REAR SHOCKS	E-1
REAR WHEEL	F-2,3
SEAT	E-11
SERVICE DATA	J-1,2
SHIFT CAM	C-9
SHIFT FORK	C-9
SHIFT SHAFT	C-10
SIDE COVER	D-9,10
STAND	F-8,9
STARTER	C-4
STARTING MOTOR	C-3
STEERING	E-5
SWING ARM	D-11,12
TAILLIGHT	H-3
TECHNICAL BULLETIN	K-Row
TOP END GASKET KIT	I-2
TRANSMISSION	C-7,8
URNSIGNAL	H-4,5
VALVE	A-9,10

36Y310-4400

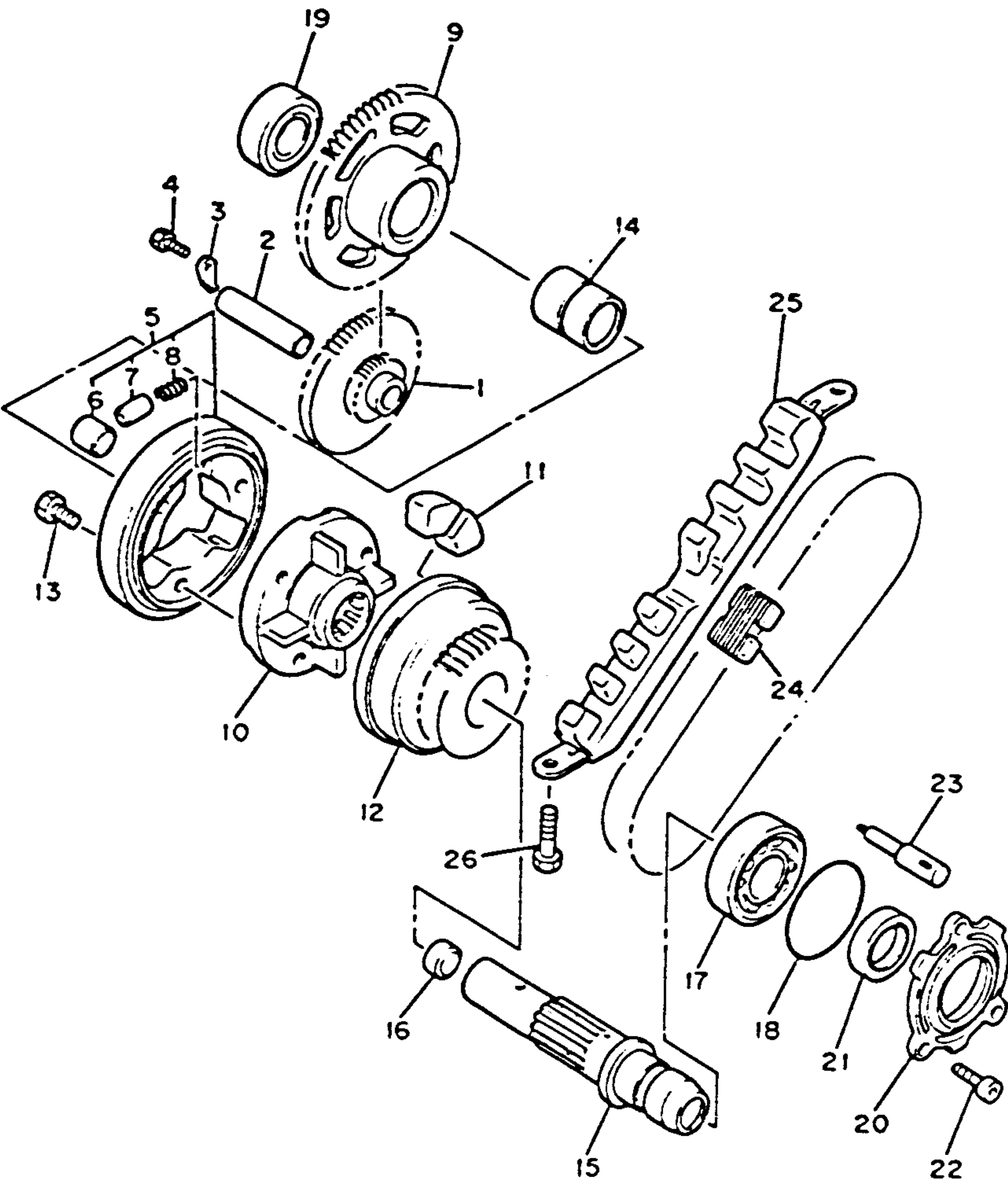
C-3

STARTER

CONTENTS

Ref. No.	Part Number	Description	L LC	N NC	Remarks
1	36Y-15512-01-00	GEAR, idler 1 (12/55T).....	1	1	
2	36Y-15521-01-00	SHAFT 1	1	1	
3	2H7-15531-00-00	PLATE, stopper.....	1	1	
4	97321-06012-00	BOLT	1	1	
5	36Y-15580-01-00	STARTER CLUTCH OUTER ASS'Y.....	1	1	
6	93615-17125-00	. PIN, dowel.....	3	3	
7	1J7-15583-01-00	. CAP, starter clutch spring	3	3	
8	90501-04503-00	. SPRING, compression	3	3	
9	36Y-15517-01-00	GEAR, idler 2 (45T)	1	1	
10	12R-15524-00-00	WHEEL, starter.....	1	1	
11	4H7-16155-01-00	ABSORBER 1	4	4	
12	36Y-15519-00-00	SPROCKET, starter 2	1	1	
13	91316-08016-00	BOLT	3	3	
14	90387-20112-00	COLLAR.....	1	1	
15	36Y-15522-01-00	SHAFT 2	1	1	
16	90331-15039-00	PLUG.....	1	1	
17	93306-20545-00	BEARING	1	1	
18	93210-47440-00	O-RING	1	1	
19	93306-00401-00	BEARING (B6004) ...	1	1	
20	36Y-15163-00-00	HOUSING, bearing 1	1	1	
21	93102-25253-00	OIL SEAL.....	1	1	
22	91316-06016-00	BOLT	3	3	
23	36Y-13454-00-00	NOZZLE.....	1	1	
24	36Y-11456-00-00	CHAIN, primary	1	1	
25	36Y-11474-00-00	GUIDE, upper.....	1	1	
26	97321-06016-00	BOLT	2	2	

AIR FILTER	B-2,3
CABLE	F-5
CAMSHAFT	A-8
CARBURETOR	B-4~7
CHAIN	A-8
CLUTCH	C-5,8
CRANKCASE	B-10,11
CRANKCASE COVER	B-12
CRANKSHAFT	A-7
CYLINDER	A-6
CYLINDER HEAD	A-5
ELECTRICAL 1	H-6
ELECTRICAL 2	H-7,8
ENGINE GUARD SET	I-1
EXHAUST	B-8,9
FAIRING 1	F-12,G-1
FENDER	D-5~8
FOOTREST	F-8,9
FRAME	D-1~4
FRONT BRAKE CALIPER	F-1
FRONT FORK	E-2~5
FRONT MASTER CYL	F-6
FRONT MASTER CYL 2	F-7
FRONT WHEEL	E-12
FUEL TANK	E-7~10
GENERATOR	C-1
GOVERNOR	C-2
HANDLEBAR	F-5
HANDLE SWITCH	H-9
HEADLIGHT	H-2
LEVER	H-9
METER	H-1
OIL COOLER	B-1
OIL FILTER	A-12
OIL PUMP	A-11
PICK UP COIL	C-2
PISTON	A-7
REAR BRAKE CALIPER	F-4
REAR MASTER CYL	F-10,11
REAR SHOCKS	E-1
REAR WHEEL	F-2,3
SEAT	E-11
SERVICE DATA	J-1,2
SHIFT CAM	C-9
SHIFT FORK	C-9
SHIFT SHAFT	C-10
SIDE COVER	D-9,10
STAND	F-8,9
STARTER	C-4
STARTING MOTOR	C-3
STEERING	E-6
SWING ARM	D-11,12
TAILLIGHT	H-3
TECHNICAL BULLETIN	K-Row
TOP END GASKET KIT	I-2
TRANSMISSION	C-7,8
URNSIGNAL	H-4,5
VALVE	A-9,10



36Y310-414C

CLUTCH

Ref. No.	Part Number	Description	L LC	N NC	Remarks
1	1TX-16150-00-00	PRIMARY DRIVEN GEAR COMP. (98T) (36Y-16150-00)	1	1	
2	36Y-16154-00-00	PLATE, thrust 1	1	1	
3	36Y-16371-00-00	BOSS, clutch	1	1	
4	36Y-16384-00-00	PLATE, seat	1	1	
5	36Y-16383-00-00	SPRING, clutch boss	1	1	
6	36Y-16331-00-00	PLATE, friction 2	1	1	
7	2H7-16325-00-00	PLATE, clutch 2	1	1	
8	2H7-16385-00-00	RING, clutch boss ...	1	1	
9	341-16321-13-00	PLATE, friction	6	6	
10	2H7-16325-00-00	PLATE, clutch 2	6	6	
11	36Y-16331-00-00	PLATE, friction 2	1	1	
12	36Y-16351-00-00	PLATE, pressure 1 ...	1	1	
13	36Y-16335-00-00	HOUSING, spring....	1	1	
14	36Y-16334-00-00	SPRING, clutch 2....	1	1	
15	36Y-16352-00-00	PLATE, pressure 2 ...	1	1	
16	97301-06016-00	BOLT	6	6	

FJ1100N/NC
FJ1100L/LC

Clutch Nut

M20, 70 mm (50 mm)

AIR FILTER	B-2,3
CABLE	F-5
CAMSHAFT	A-8
CARBURETOR	B-4~7
CHAIN	A-8
CLUTCH	C-5,6
CRANKCASE	B-10,11
CRANKCASE COVER	B-12
CRANKSHAFT	A-7
CYLINDER	A-6
CYLINDER HEAD	A-5
ELECTRICAL 1	H-6
ELECTRICAL 2	H-7,8
ENGINE GUARD SET	F-1
EXHAUST	B-8,9
FAIRING 1	F-12,G-1
FENDER	D-5~8
FOOTREST	F-8,9
FRAME	D-1~4
FRONT BRAKE CALIPER	F-1
FRONT FORK	E-2~5
FRONT MASTER CYL	F-6
FRONT MASTER CYL 2	F-7
FRONT WHEEL	E-12
FUEL TANK	E-7~10
GENERATOR	C-1
GOVERNOR	C-2
HANDLEBAR	F-5
HANDLE SWITCH	H-9
HEADLIGHT	H-2
LEVER	H-9
METER	H-1
OIL COOLER	B-1
OIL FILTER	A-12
OIL PUMP	A-11
PICK UP COIL	C-2
PISTON	A-7
REAR BRAKE CALIPER	F-4
REAR MASTER CYL	F-10,11
REAR SHOCKS	E-1
REAR WHEEL	F-2,3
SEAT	E-11
SERVICE DATA	J-1,2
SHIFT CAM	C-9
SHIFT FORK	C-9
SHIFT SHAFT	C-10
SIDE COVER	D-9,10
STAND	F-8,9
STARTER	C-4
STARTING MOTOR	C-3
STEERING	E-6
SWING ARM	D-11,12
TAILLIGHT	H-3
TECHNICAL BULLETIN	K-Row
TOP END GASKET KIT	F-2
TRANSMISSION	C-7,8
URNSIGNAL	H-4,5
VALVE	A-9,10

CONTENTS

CLUTCH

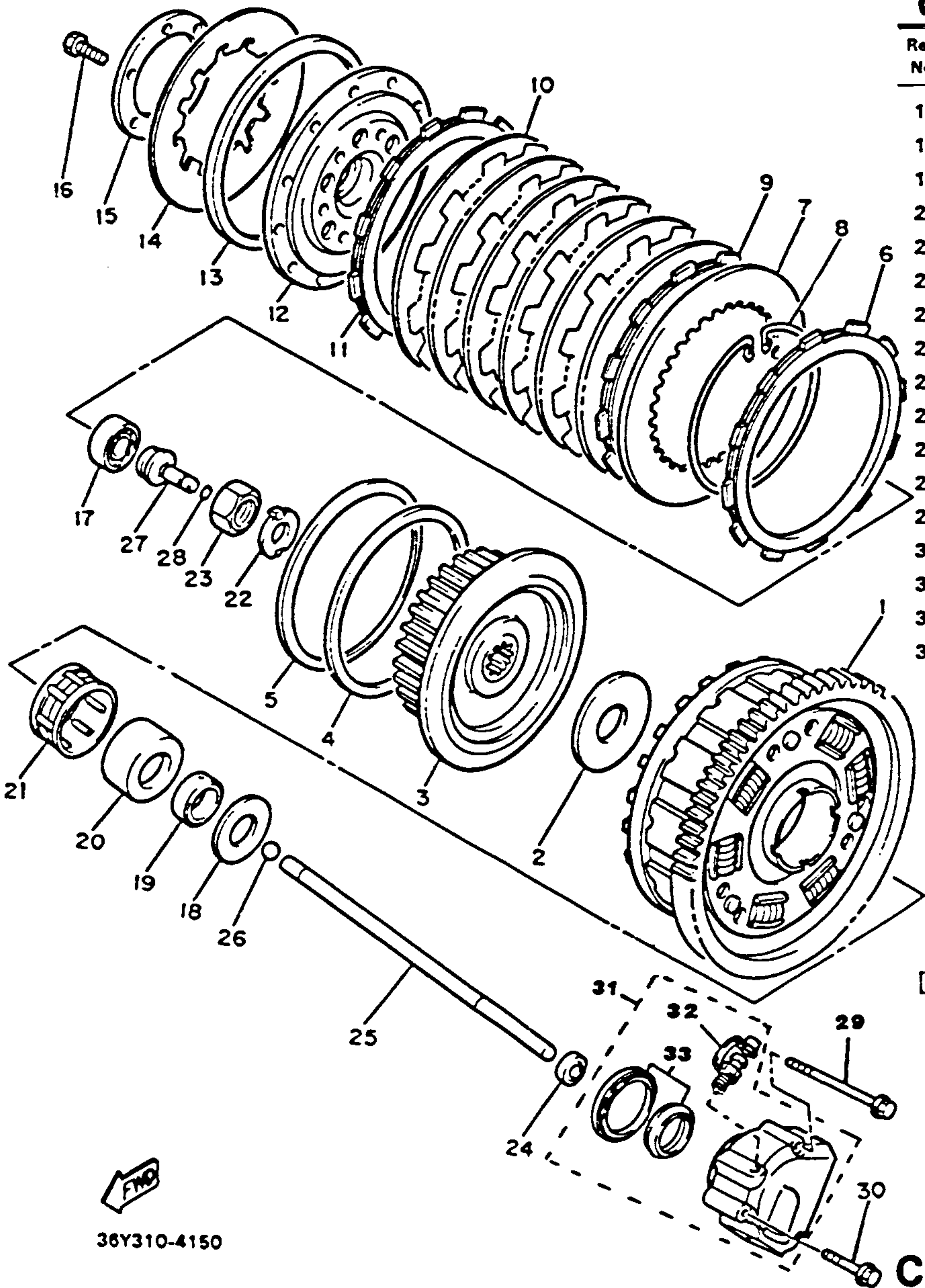
Ref. No.	Part Number	Description	L LC	N NC	Remarks
17	93306-00304-00	BEARING (B6003C4)	1	1	
18	90201-286H8-00	WASHER, plate	1	1	
19	90387-284K1-00	COLLAR.....	1	1	
20	36Y-16181-00-00	SPACER 1.....	1	1	
21	93310-350M3-00	BEARING, cylindrical	1	1	
22	90215-25218-00	WASHER, lock.....	1	1	
23	90170-20323-00	NUT.....	1	1	
24	371-15389-00-00	SEAL, push rod.....	1	1	
25	36Y-16357-00-00	ROD, push 2.....	1	1	
26	93511-32017-00	BALL	1	1	
27	36Y-16356-00-00	ROD, push 1.....	1	1	
28	93210-06632-00	O-RING(93210-06422)	1	1	
29	90105-05306-00	BOLT, washer based	2	2	
30	95026-06040-00	BOLT, flange.....	1	1	
31	36Y-16381-00-00	PUSH LEVER COMP.	1	1	
32	36Y-W0048-00-00	BLEED SCREW KIT	1	1	
33	26H-W0098-00-00	PUSH LEVER SEAL KIT	1	1	

AIR FILTER	B-2,3
CABLE	F-5
CAMSHAFT	A-8
CARBURETOR	B-4~7
CHAIN	A-8
CLUTCH	C-5,6
CRANKCASE	B-10,11
CRANKCASE COVER	B-12
CRANKSHAFT	A-7
CYLINDER	A-6
CYLINDER HEAD	A-5
ELECTRICAL 1	H-6
ELECTRICAL 2	H-7,8
ENGINE GUARD SET	I-1
EXHAUST	B-8,9
FAIRING 1	F-12,G-1
FENDER	D-5~8
FOOTREST	F-8,9
FRAME	D-1~4
FRONT BRAKE CALIPER	F-1
FRONT FORK	E-2~5
FRONT MASTER CYL	F-6
FRONT MASTER CYL 2	F-7
FRONT WHEEL	E-12
FUEL TANK	E-7~10
GENERATOR	C-1
GOVERNOR	C-2
HANDLEBAR	F-5
HANDLE SWITCH	H-9
HEADLIGHT	H-2
LEVER	H-9
METER	H-1
OIL COOLER	B-1
OIL FILTER	A-12
OIL PUMP	A-11
PICK UP COIL	C-2
PISTON	A-7
REAR BRAKE CALIPER	F-4
REAR MASTER CYL	F-10,11
REAR SHOCKS	E-1
REAR WHEEL	F-2,3
SEAT	E-11
SERVICE DATA	J-1,2
SHIFT CAM	C-9
SHIFT FORK	C-9
SHIFT SHAFT	C-10
SIDE COVER	D-9,10
STAND	F-8,9
STARTER	C-4
STARTING MOTOR	C-3
STEERING	E-6
SWING ARM	D-11,12
TAILLIGHT	H-3
TECHNICAL BULLETIN	K-Row
TOP END GASKET KIT	I-2
TRANSMISSION	C-7,8
URNSIGNAL	H-4,5
VALVE	A-9,10

FJ1100N/NC
FJ1100L/LC

Clutch Nut

M20: 7.0 m.kg (50 ft/lb)

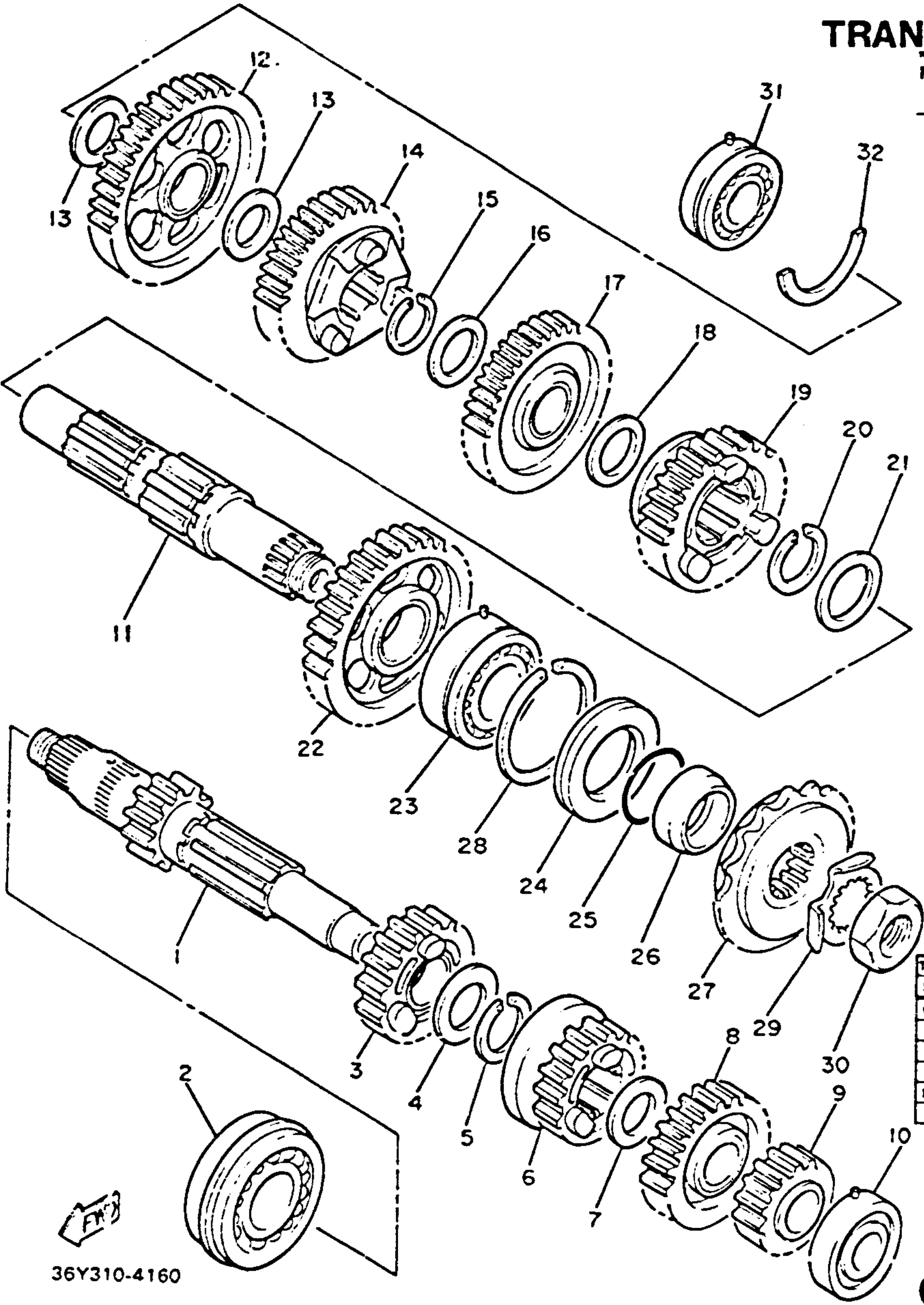


36Y310-4150

C-6

TRANSMISSION

CONTENTS



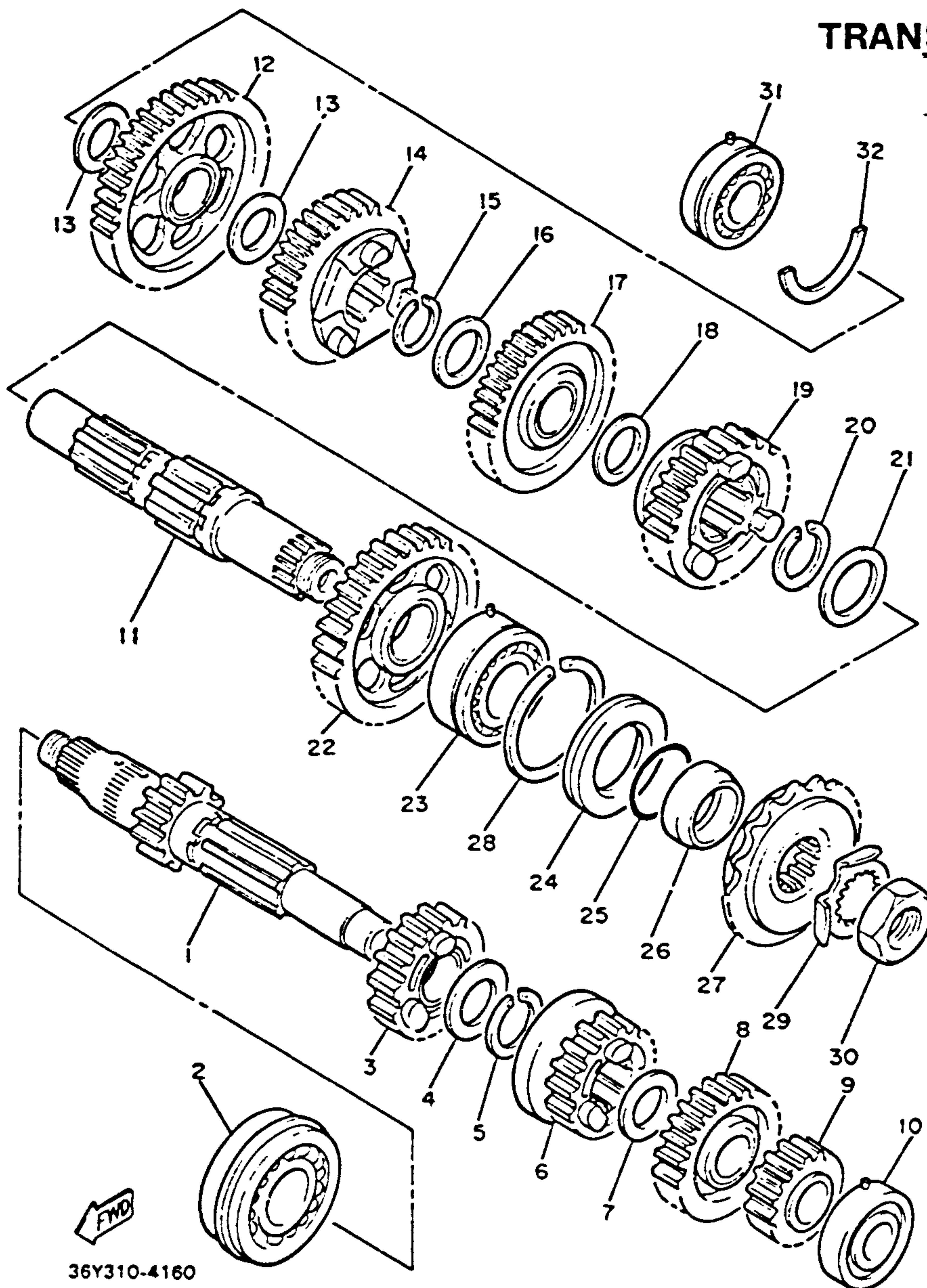
Ref. No.	Part Number	Description	L LC	N NC	Remarks
1	36Y-17411-00-00	AXLE, main (14T)	1	1	
2	93306-00008-00	BEARING	1	1	
3	36Y-17141-00-00	GEAR, 4th pinion (24T)	1	1	
4	90209-25196-00	WASHER.....	1	1	
5	93440-28062-00	CIRCLIP	1	1	
6	36Y-17131-00-00	GEAR, 3rd pinion (21T)	1	1	
7	90201-226H9-00	WASHER, plate	1	1	
8	36Y-17151-00-00	GEAR, 5th pinion (26T)	1	1	
9	36Y-17121-00-00	GEAR, 2nd pinion (18T)	1	1	
10	93306-30434-00	BEARING	1	1	
11	36Y-17421-00-00	AXLE, drive.....	1	1	
12	36Y-17211-00-00	GEAR, 1st wheel (40T).....	1	1	
13	90201-257H0-00	WASHER, plate	2	2	
14	36Y-17241-00-00	GEAR, 4th wheel (31T).....	1	1	
15	93440-30077-00	CIRCLIP	1	1	
16	90209-27192-00	WASHER.....	1	1	

FJ1100N/NC
FJ1100L/LC

TRANSMISSION - Oil Type / Oil Change / Oil Dry	See ENGINE Above
Secondary Drive Type / Teeth / Chain	Chain / 42/17 / 50ZL Daido - 110L
Oiling System	Wet Sump (Trochoid Type)
Capacity: Dry	4.2 Ltr. (4.44 qts.)
Oil and Filter Change	3.35 Ltr. (3.54 qts.)
Oil Change Only	3.0 Ltr. (3.17 qts.)
Lubricant Temp Above 5°C (40°F)	Yamalube 4" or SAE 20W40 SE or SF
Temp Below 15°C (60°F)	SAE 10W30 SE or SF

AIR FILTER	B-2,3
CABLE	F-5
CAMSHAFT	A-8
CARBURETOR	B-4~7
CHAIN	A-8
CLUTCH	C-5,6
CRANKCASE	B-10,11
CRANKCASE COVER	B-12
CRANKSHAFT	A-7
CYLINDER	A-6
CYLINDER HEAD	A-5
ELECTRICAL 1	H-6
ELECTRICAL 2	H-7,8
ENGINE GUARD SET	I-1
EXHAUST	B-8,9
FAIRING 1	F-12,G-1
FENDER	D-5~8
FOOTREST	F-8,9
FRAME	D-1~4
FRONT BRAKE CALIPER	F-1
FRONT FORK	E-2~5
FRONT MASTER CYL	F-6
FRONT MASTER CYL 2	F-7
FRONT WHEEL	E-12
FUEL TANK	E-7~10
GENERATOR	C-1
GOVERNOR	C-2
HANDLEBAR	F-5
HANDLE SWITCH	H-9
HEADLIGHT	H-2
LEVER	H-9
METER	H-1
OIL COOLER	B-1
OIL FILTER	A-12
OIL PUMP	A-11
PICK UP COIL	C-2
PISTON	A-7
REAR BRAKE CALIPER	F-4
REAR MASTER CYL	F-10,11
REAR SHOCKS	E-1
REAR WHEEL	F-2,3
SEAT	E-11
SERVICE DATA	J-1,2
SHIFT CAM	C-9
SHIFT FORK	C-9
SHIFT SHAFT	C-10
SIDE COVER	D-9,10
STAND	F-8,9
STARTER	C-4
STARTING MOTOR	C-3
STEERING	E-6
SWING ARM	D-11,12
TAILLIGHT	H-3
TECHNICAL BULLETIN	K-Row
TOP END GASKET KIT	I-2
TRANSMISSION	C-7,8
TURN SIGNAL	H-4,5
VALVE	A-9,10

TRANSMISSION



Ref. No.	Part Number	Description	L LC	N NC	Remarks
17	36Y-17231-00-00	GEAR, 3rd wheel (33T)	1	1	
18	90201-307H1-00	WASHER, plate	1	1	
19	36Y-17251-00-00	GEAR, 5th wheel (29T)	1	1	
20	93440-34025-00	CIRCLIP	1	1	
21	90209-32231-00	WASHER.....	1	1	
22	36Y-17221-00-00	GEAR, 2nd wheel (36T)	1	1	
23	93305-20605-00	BEARING	1	1	
24	93102-40330-00	OIL SEAL.....	1	1	
25	93210-30660-00	O-RING	1	1	
26	90387-304K7-00	COLLAR.....	1	1	
27	36Y-17461-70-00	SPROCKET, drive (17T)	1	1	
28	93440-62032-00	CIRCLIP	1	1	
29	90215-30233-00	WASHER, lock.....	1	1	
30	90179-22063-00	NUT	1	1	
31	93306-20561-00	BEARING	1	1	
32	93440-52118-00	CIRCLIP	1	1	

FJ1100N/NC FJ1100L/LC

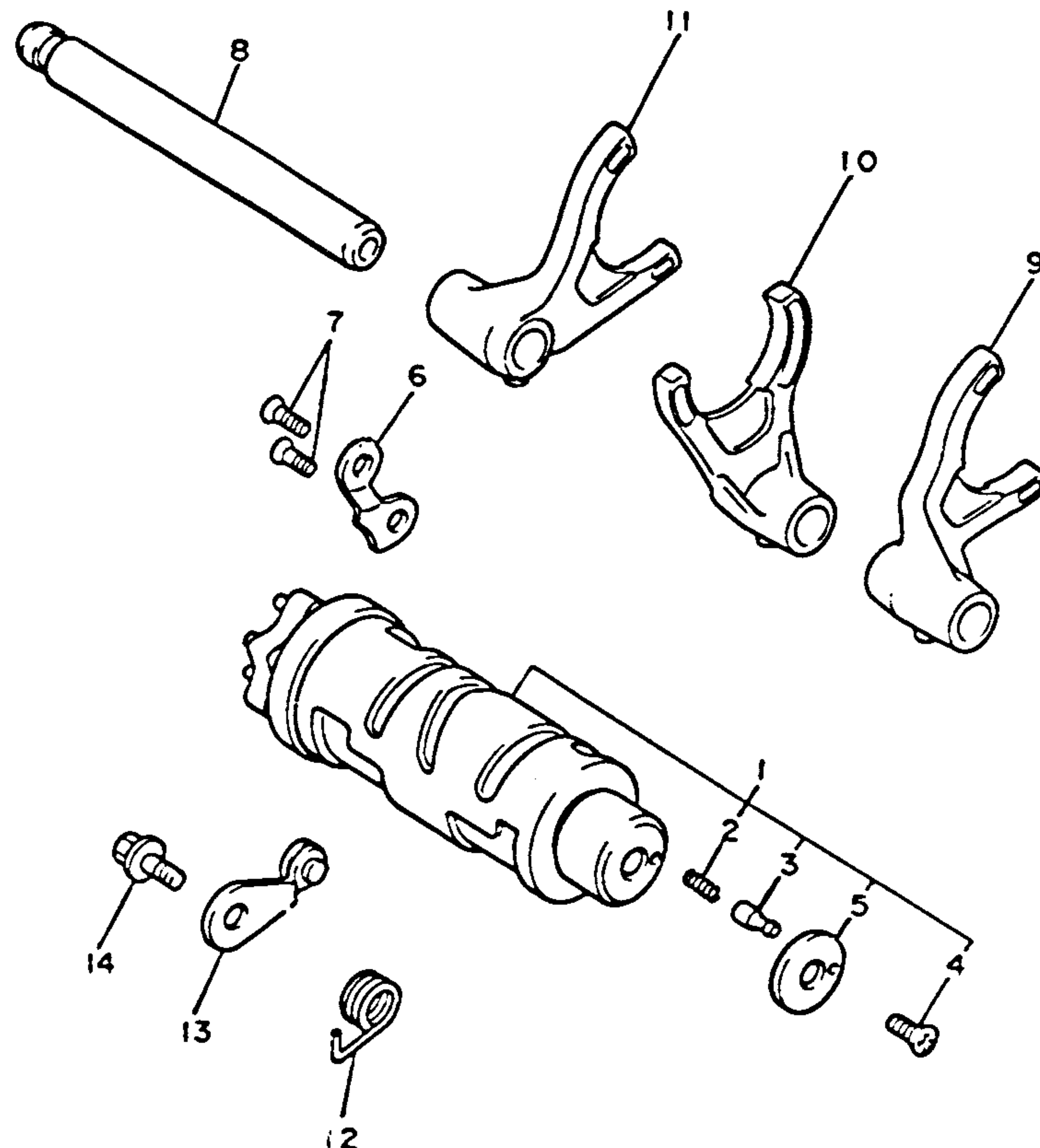
TRANSMISSION - Oil Type / Qty Change / Qty Dry	See ENGINE Above
Secondary Drive Type / Teeth / Chain	Chain / 42/17 / 502L Daido - 110L
Oiling System	Wet Sump (Trachoid Type)
Capacity, Dry	4.2 Lit. (4.44 qtls.)
Oil and Filter Change	3.35 Lit. (3.54 qtls.)
Oil Change Only	3.0 Lit. (3.17 qtls.)
Lubricant Temp Above 5°C (40°F)	Yamalube 4" or SAE 20W40 SE or SF
Temp Below 15°C (60°F)	SAE 10W30 SE or SF

C-8

AIR FILTER	B-2,3
CABLE	F-5
CAMSHAFT	A-8
CARBURETOR	B-4~7
CHAIN	A-8
CLUTCH	C-5,6
CRANKCASE	B-10,11
CRANKCASE COVER	B-12
CRANKSHAFT	A-7
CYLINDER	A-6
CYLINDER HEAD	A-5
ELECTRICAL 1	H-6
ELECTRICAL 2	H-7,8
ENGINE GUARD SET	I-1
EXHAUST	B-8,9
FAIRING 1	F-12,G-1
FENDER	D-5~8
FOOTREST	F-8,9
FRAME	D-1~4
FRONT BRAKE CALIPER	F-1
FRONT FORK	E-2~5
FRONT MASTER CYL	F-6
FRONT MASTER CYL 2	F-7
FRONT WHEEL	E-12
FUEL TANK	E-7~10
GENERATOR	C-1
GOVERNOR	C-2
HANDLEBAR	F-5
HANDLE SWITCH	H-9
HEADLIGHT	H-2
LEVER	H-9
METER	H-1
OIL COOLER	B-1
OIL FILTER	A-12
OIL PUMP	A-11
PICK UP COIL	C-2
PISTON	A-7
REAR BRAKE CALIPER	F-4
REAR MASTER CYL	F-10,11
REAR SHOCKS	E-1
REAR WHEEL	F-2,3
SEAT	E-11
SERVICE DATA	J-1,2
SHIFT CAM	C-9
SHIFT FORK	C-9
SHIFT SHAFT	C-10
SIDE COVER	D-9,10
STAND	F-8,9
STARTER	C-4
STARTING MOTOR	C-3
STEERING	E-6
SWING ARM	D-11,12
TAILLIGHT	H-3
TECHNICAL BULLETIN	K-Row
TOP END GASKET KIT	I-2
TRANSMISSION	C-7,8
URNSIGNAL	H-4,5
VALVE	A-9,10

SHIFT CAM - FORK

CONTENTS



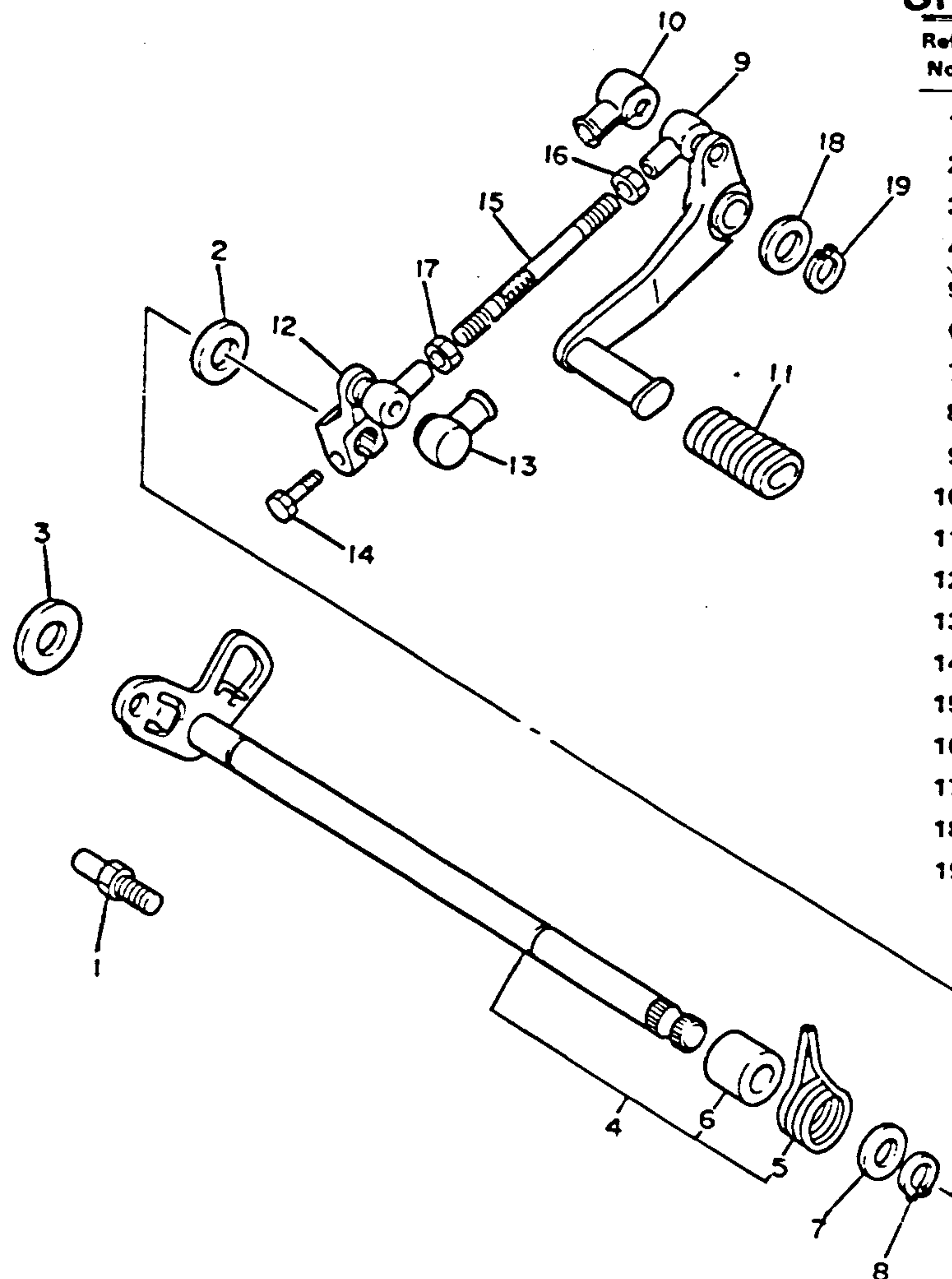
Ref. No.	Part Number	Description	L LC	N NC	Remarks
1	36Y-18540-01-00	SHIFT CAM ASS'Y	1	1	
2	90501-06022-00	. SPRING, compression	1	1	
3	278-18542-00-00	. POINT, neutral.....	1	1	
4	98701-05012-00	. SCREW, flat head	1	1	
5	278-18566-00-00	. PLATE, side 2	1	1	
6	36Y-18562-00-00	PLATE, stopper 2.....	1	1	
7	92701-06015-00	SCREW, flat head....	2	2	
8	4G0-18531-00-00	BAR, shift fork guide 1.....	1	1	
9	36Y-18511-00-00	FORK, shift 1	1	1	
10	36Y-18512-00-00	FORK, shift 2	1	1	
11	36Y-18513-00-00	FORK, shift 3	1	1	
12	90508-26462-00	SPRING, torsion.....	1	1	
13	36Y-18140-00-00	STOPPER LEVER ASS'Y.....	1	1	
14	1W1-18177-00-00	BOLT, stopper.....	1	1	

AIR FILTER	B-2,3
CABLE	F-5
CAMSHAFT	A-8
CARBURETOR	B-4~7
CHAIN	A-8
CLUTCH	C-5,6
CRANKCASE	B-10,11
CRANKCASE COVER	B-12
CRANKSHAFT	A-7
CYLINDER	A-6
CYLINDER HEAD	A-5
ELECTRICAL 1	H-6
ELECTRICAL 2	H-7,8
ENGINE GUARD SET	I-1
EXHAUST	B-8,9
FAIRING 1	F-12,G-1
FENDER	D-5~8
FOOTREST	F-8,9
FRAME	D-1~4
FRONT BRAKE CALIPER	F-1
FRONT FORK	E-2~5
FRONT MASTER CYL	F-6
FRONT MASTER CYL 2	F-7
FRONT WHEEL	E-12
FUEL TANK	E-7~10
GENERATOR	C-1
GOVERNOR	C-2
HANDLEBAR	F-5
HANDLE SWITCH	H-9
HEADLIGHT	H-2
LEVER	H-9
METER	H-1
OIL COOLER	B-1
OIL FILTER	A-12
OIL PUMP	A-11
PICK UP COIL	C-2
PISTON	A-7
REAR BRAKE CALIPER	F-4
REAR MASTER CYL	F-10,11
REAR SHOCKS	E-1
REAR WHEEL	F-2,3
SEAT	E-11
SERVICE DATA	J-1,2
SHIFT CAM	C-9
SHIFT FORK	C-9
SHIFT SHAFT	C-10
SIDE COVER	D-9,10
STAND	F-8,9
STARTER	C-4
STARTING MOTOR	C-3
STEERING	E-6
SWING ARM	D-11,12
TAILLIGHT	H-3
TECHNICAL BULLETIN	K-Row
TOP END GASKET KIT	I-2
TRANSMISSION	C-7,8
URNSIGNAL	H-4,5
VALVE	A-9,10



36Y310-4170

SHIFT SHAFT



Ref. No.	Part Number	Description	L LC	N NC	Remarks
1	4G0-18127-00-00	STOPPER, screw	1	1	
2	93102-12106-00	OIL SEAL.....	1	1	
3	90201-12588-00	WASHER, plate	1	1	
4	36Y-18101-00-00	SHIFT SHAFT ASS'Y	1	1	
5	90508-32661-00	. SPRING, torsion ...	1	1	
6	90387-114K8-00	. COLLAR	1	1	
7	90201-12575-00	WASHER, plate	1	1	
8	99001-10600-00	CIRCLIP(93430-10016)	1	1	
9	36Y-18111-00-00	PEDAL, shift.....	1	1	
10	2H9-18154-00-00	COVER, dust.....	1	1	
11	132-18113-01-00	COVER, shift pedal	1	1	
12	36Y-18112-01-00	ARM, shift.....	1	1	
13	2H9-18154-00-00	COVER, dust.....	1	1	
14	97011-06020-00	BOLT (97321-06020)	1	1	
15	36Y-18115-00-00	ROD, shift.....	1	1	
16	90170-06228-00	NUT	1	1	
17	95303-06700-00	NUT	1	1	
18	90201-12688-00	WASHER, plate	1	1	
19	99009-12400-00	CIRCLIP(93410-12003)	1	1	

AIR FILTER	B-2,3
CABLE	F-5
CAMSHAFT	A-8
CARBURETOR	B-4~7
CHAIN	A-8
CLUTCH	C-5,6
CRANKCASE	B-10,11
CRANKCASE COVER	B-12
CRANKSHAFT	A-7
CYLINDER	A-6
CYLINDER HEAD	A-5
ELECTRICAL 1	H-6
ELECTRICAL 2	H-7,8
ENGINE GUARD SET	I-1
EXHAUST	B-8,9
FAIRING 1	F-12,G-1
FENDER	D-5~8
FOOTREST	F-8,9
FRAME	D-1~4
FRONT BRAKE CALIPER	F-1
FRONT FORK	E-2~5
FRONT MASTER CYL	F-6
FRONT MASTER CYL 2	F-7
FRONT WHEEL	E-12
FUEL TANK	E-7~10
GENERATOR	C-1
GOVERNOR	C-2
HANDLEBAR	F-5
HANDLE SWITCH	H-9
HEADLIGHT	H-2
LEVER	H-9
METER	H-1
OIL COOLER	B-1
OIL FILTER	A-12
OIL PUMP	A-11
PICK UP COIL	C-2
PISTON	A-7
REAR BRAKE CALIPER	F-4
REAR MASTER CYL	F-10,11
REAR SHOCKS	E-1
REAR WHEEL	F-2,3
SEAT	E-11
SERVICE DATA	J-1,2
SHIFT CAM	C-9
SHIFT FORK	C-9
SHIFT SHAFT	C-10
SIDE COVER	D-9,10
STAND	F-8,9
STARTER	C-4
STARTING MOTOR	C-3
STEERING	E-6
SWING ARM	D-11,12
TAILLIGHT	H-3
TECHNICAL BULLETIN	K-Row
TOP END GASKET KIT	I-2
TRANSMISSION	C-7,8
URNSIGNAL	H-4,5
VALVE	A-9,10



FRAME

FJ1100L/N

Ref. No.	Part Number	Description	L	N	Remarks
1	50H-21110-00-35	FRAME COMP. (50H-21110-00-Y4)	1	1	Metallic Silver
2	47M-21140-00-35	DOWN TUBE COMP. (47M-21140-00-Y4)	1	1	Metallic Silver
3	47M-21150-00-35	DOWN TUBE COMP. 2 (47M-21150-00-Y4)	1	1	Metallic Silver
4	36Y-21190-00-33	REAR FRAME COMP.	1	1	Yamaha Black
5	36Y-21315-00-00	STAY, engine 2.....	1	1	
6	36Y-21316-00-00	STAY, engine 3.....	1	1	
7	90105-08310-00	BOLT, washer based	2	2	

FJ1100L/N

8	90105-08311-00	BOLT, washer based	2	2	
9	90179-08246-00	NUT.....	4	4	
10	90105-10313-00	BOLT, washer based	1	1	
11	90179-10247-00	NUT.....	1	1	
12	90105-10312-00	BOLT, washer based	2	2	
13	90208-10039-00	WASHER, conical spring.....	2	2	
14	90179-10247-00	NUT.....	2	2	

FJ1100L/N

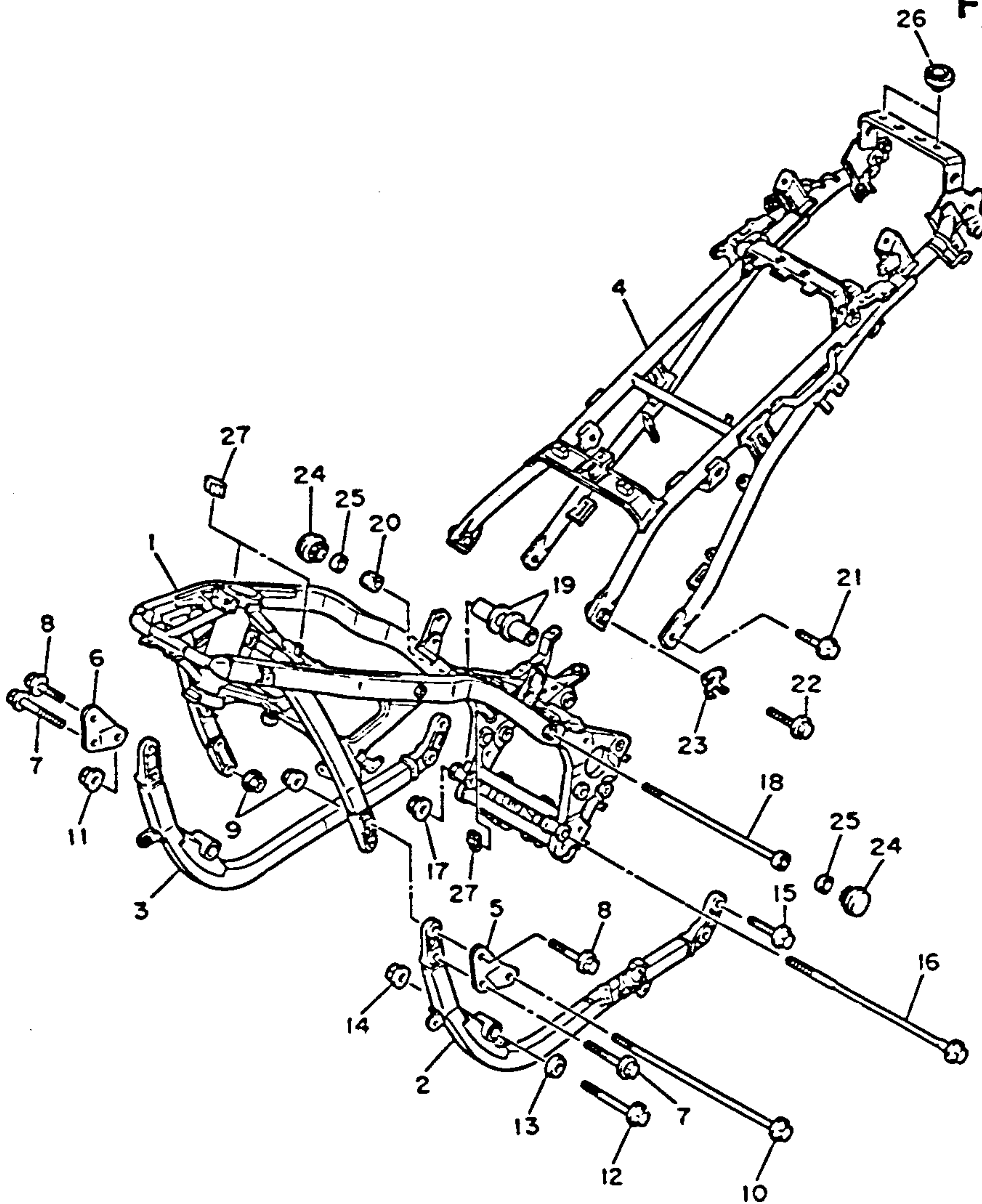
FJ1100L/LC

Initial Engine Number / Frame Number	FJ1100L: 50H-000101 / JYAS0H00L JEA000101
	FJ1100LC (Com. model only): 47M-000101 / JYAM7M00L JEA000101
Engine Mounting Bolts: Front Upper	M10 5.5 m-tg (40 N·m)
Front Lower	M10 5.5 m-tg (11 N·m)
Rear Upper	M10 5.5 m-tg (40 N·m)
Rear Lower	M12 9.0 m-tg (65 N·m)

FJ1100N/NC

Initial Engine Number / Frame Number	FJ1100N: 50H-010101 / JYAS0H00L JFA010101
	FJ1100NC (Com. model only): 47M-010101 / JYAM7M00L JFA010101
Engine Mounting Bolts: Front Upper	M10 5.5 m-tg (40 N·m)
Front Lower	M10 5.5 m-tg (11 N·m)
Rear Upper	M10 5.5 m-tg (40 N·m)
Rear Lower	M12 9.0 m-tg (65 N·m)

AIR FILTER	B-2,3
CABLE	F-5
CAMSHAFT	A-8
CARBURETOR	B-4~7
CHAIN	A-2
CLUTCH	C-5,6
CRANKCASE	B-10,11
CRANKCASE COVER	B-12
CRANKSHAFT	A-7
CYLINDER	A-6
CYLINDER HEAD	A-5
ELECTRICAL 1	H-6
ELECTRICAL 2	H-7,8
ENGINE GUARD SET	I-1
EXHAUST	B-8,9
FAIRING 1	F-12, G-1
FENDER	D-5~8
FOOTREST	F-8,9
FRAME	D-1~4
FRONT BRAKE CALIPER	F-1
FRONT FORK	E-2~5
FRONT MASTER CYL	F-6
FRONT MASTER CYL 2	F-7
FRONT WHEEL	E-12
FUEL TANK	E-7~10
GENERATOR	C-1
GOVERNOR	C-2
HANDLEBAR	F-5
HANDLE SWITCH	H-9
HEADLIGHT	H-2
LEVER	H-9
METER	H-1
OIL COOLER	B-1
OIL FILTER	A-12
OIL PUMP	A-11
PICK UP COIL	C-2
PISTON	A-7
REAR BRAKE CALIPER	F-4
REAR MASTER CYL	F-10,11
REAR SHOCKS	E-1
REAR WHEEL	F-2,3
SEAT	E-11
SERVICE DATA	J-1,2
SHIFT CAM	C-9
SHIFT FORK	C-9
SHIFT SHAFT	C-10
SIDE COVER	D-9,10
STAND	F-8,9
STARTER	C-4
STARTING MOTOR	C-3
STEERING	E-6
SWING ARM	D-11,12
TAILLIGHT	H-3
TECHNICAL BULLETIN	K-Row
TOP END GASKET KIT	I-2
TRANSMISSION	C-7,8
URNSIGNAL	H-4,5
VALVE	A-9,10



FRAME

FJ1100L/N

CONTENTS

Ref. No.	Part Number	Description	L	N	Remarks
15	90105-08311-00	BOLT, washer based	4	4	
16	90105-12314-00	BOLT, washer based	1	1	
17	90179-12421-00	NUT (90179-12248)	1	1	
18	90110-10073-00	BOLT, hexagon sockethead	1	1	
19	90387-113L4-00	COLLAR.....	2	2	
20	90179-10377-00	NUT.....	1	1	
21	90105-10308-00	BOLT, washer based	2	2	

FJ1100L/N

22	90101-10524-00	BOLT	2	2	
23	36Y-21491-00-00	WASHER, lock.....	2	2	
24	36Y-2143A-00-00	CAP	2	2	
25	36Y-21485-00-00	DAMPER, rubber1 ...	2	2	
26	1L9-24741-00-00	PAD, seat	2	2	
27	15A-21717-00-00	DAMPER, side cover	3	3	

FJ1100L/N

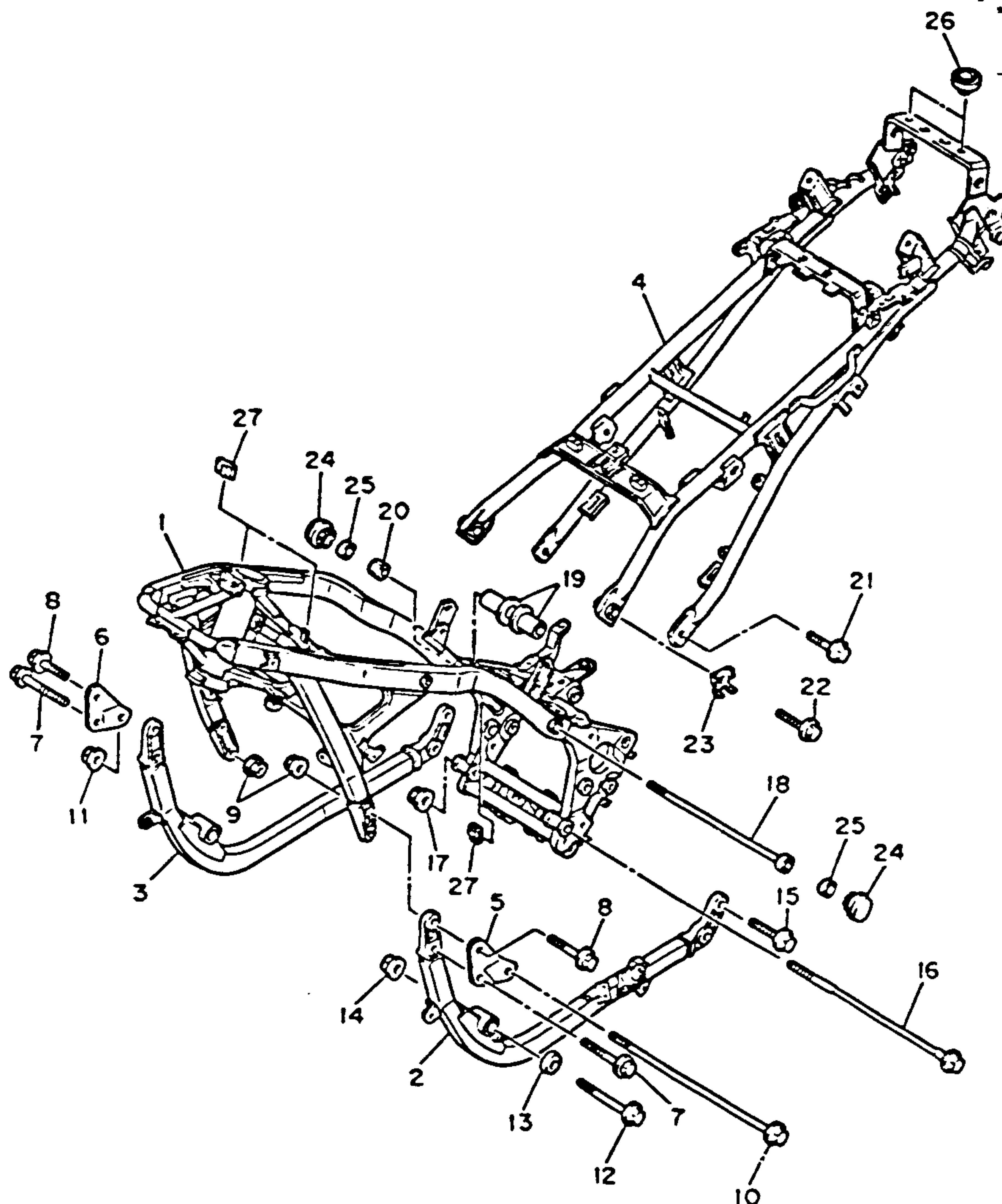
FJ1100L/LC

Initial Engine Number / Frame Number	FJ1100L 50H-000101 / JYAS0H00L JEA000101
	FJ1100LC (Comp. model only): 47M-000101 / JY47M00L JEA000101
Engine Mounting Bolts: Front Upper	M10 5.5 m-tg (40 N/m)
Front Lower	M10 5.5 m-tg (N/m)
Rear Upper	M10 5.5 m-tg (40 N/m)
Rear Lower	M12 9.0 m-tg (65 N/m)

FJ1100N/NC

Initial Engine Number / Frame Number	FJ1100N 50H-010101 / JYAS0H00L JFA010101
	FJ1100NC (Comp. model only): 47M-010101 / JY47M00L JFA010101
Engine Mounting Bolts: Front Upper	M10 5.5 m-tg (40 N/m)
Front Lower	M10 5.5 m-tg (N/m)
Rear Upper	M10 5.5 m-tg (40 N/m)
Rear Lower	M12 9.0 m-tg (65 N/m)

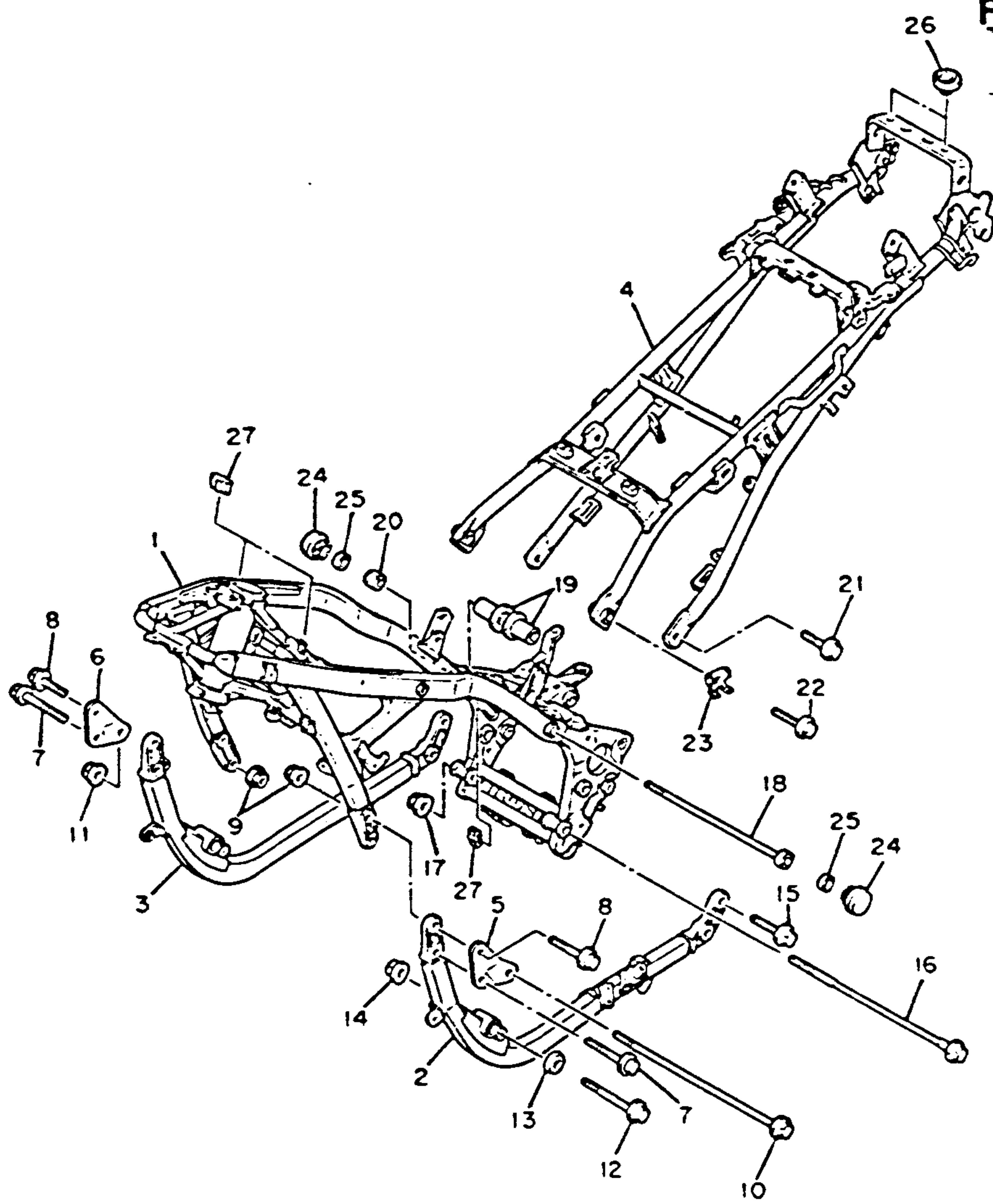
AIR FILTER	B-2,3
CABLE	F-5
CAMSHAFT	A-8
CARBURETOR	B-4~7
CHAIN	A-8
CLUTCH	C-5,6
CRANKCASE	B-10,11
CRANKCASE COVER	B-12
CRANKSHAFT	A-7
CYLINDER	A-6
CYLINDER HEAD	A-5
ELECTRICAL 1	H-6
ELECTRICAL 2	H-7,8
ENGINE GUARD SET	I-1
EXHAUST	B-8,9
FAIRING 1	F-12,G-1
FENDER	D-5~8
FOOTREST	F-8,9
FRAME	D-1~4
FRONT BRAKE CALIPER	F-1
FRONT FORK	E-2~5
FRONT MASTER CYL	F-6
FRONT MASTER CYL 2	F-7
FRONT WHEEL	E-12
FUEL TANK	E-7~10
GENERATOR	C-1
GOVERNOR	C-2
HANDLEBAR	F-5
HANDLE SWITCH	H-9
HEADLIGHT	H-2
LEVER	H-9
METER	H-1
OIL COOLER	B-1
OIL FILTER	A-12
OIL PUMP	A-11
PICK UP COIL	C-2
PISTON	A-7
REAR BRAKE CALIPER	F-4
REAR MASTER CYL	F-10,11
REAR SHOCKS	E-1
REAR WHEEL	F-2,3
SEAT	E-11
SERVICE DATA	J-1,2
SHIFT CAM	C-9
SHIFT FORK	C-9
SHIFT SHAFT	C-10
SIDE COVER	D-9,10
STAND	F-8,9
STARTER	C-4
STARTING MOTOR	C-3
STEERING	E-6
SWING ARM	D-11,12
TAILLIGHT	H-3
TECHNICAL BULLETIN	K-Row
TOP END GASKET KIT	I-2
TRANSMISSION	C-7,8
URNSIGNAL	H-4,5
VALVE	A-9,10



FRAME

FJ1100LC/NC

CONTENTS



Ref. No.	Part Number	Description	LC	NC	Remarks
1	47M-21110-00-35	FRAME COMP. (47M-21110-00-Y4)	1	1	Metallic Silver
2	47M-21140-00-35	DOWN TUBE COMP. (47M-21140-00-Y4)	1	1	Metallic Silver
3	47M-21150-00-35	DOWN TUBE COMP. 2 (47M-21150-00-Y4)	1	1	Metallic Silver
4	36Y-21190-00-33	REAR FRAME COMP.	1	1	Yamaha Black
5	36Y-21315-00-00	STAY, engine 2.....	1	1	
6	36Y-21316-00-00	STAY, engine 3.....	1	1	
7	90105-08310-00	BOLT, washer based	2	2	

FJ1100LC/NC

8	90105-08311-00	BOLT, washer based	2	2	
9	90179-08246-00	NUT.....	4	4	
10	90105-10313-00	BOLT, washer based	1	1	
11	90179-10247-00	NUT.....	1	1	
12	90105-10312-00	BOLT, washer based	2	2	
13	90208-10039-00	WASHER, conical spring.....	2	2	
14	90179-10247-00	NUT.....	2	2	

FJ1100LC/NC

FJ1100L/LC

Initial Engine Number / Frame Number	FJ1100L 50M-000101 / JYAS0H001 JA000101
	FJ1100LC (Call. model only): 47M-000101 / JYAL7M001 JA000101
Engine Mounting Bolts: Front Upper	M10 5.5 m-tg (40 N/10)
Front Lower	M10 5.5 m-tg (11/10)
Rear Upper	M10 5.5 m-tg (40 N/10)
Rear Lower	M12 9.0 m-tg (65 N/10)

FJ1100N/NC

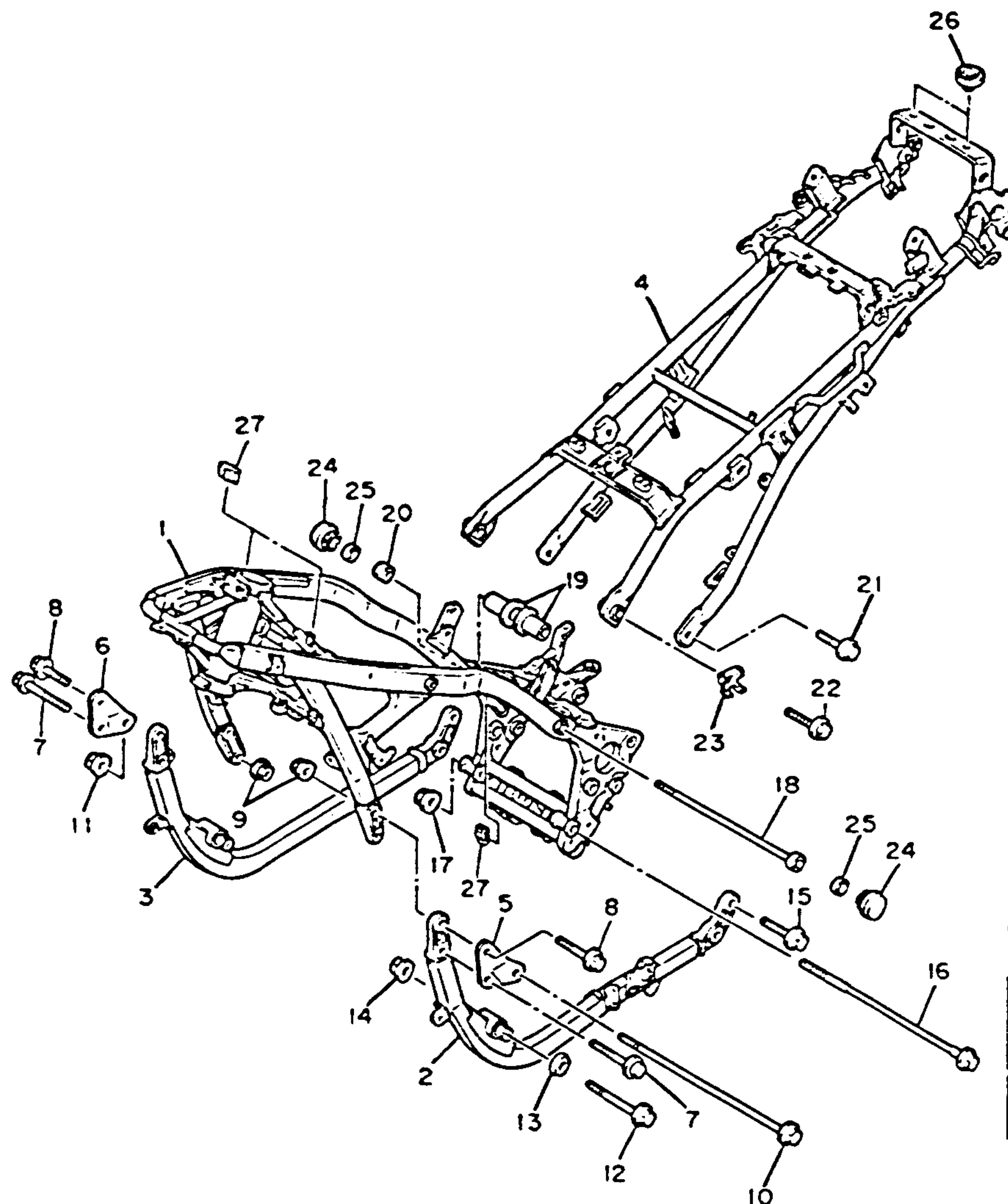
Initial Engine Number / Frame Number	FJ1100N 50M-010101 / JYAS0H001 JA010101
	FJ1100NC (Call. model only): 47M-010101 / JYAL7M001 JA010101
Engine Mounting Bolts: Front Upper	M10 5.5 m-tg (40 N/10)
Front Lower	M10 5.5 m-tg (11/10)
Rear Upper	M10 5.5 m-tg (40 N/10)
Rear Lower	M12 9.0 m-tg (65 N/10)

AIR FILTER	B-2,3
CABLE	F-5
CAMSHAFT	A-8
CARBURETOR	B-4~7
CHAIN	A-8
CLUTCH	C-5,6
CRANKCASE	B-10,11
CRANKCASE COVER	B-12
CRANKSHAFT	A-7
CYLINDER	A-6
CYLINDER HEAD	A-5
ELECTRICAL 1	H-6
ELECTRICAL 2	H-7,8
ENGINE GUARD SET	I-1
EXHAUST	B-8,9
FAIRING 1	F-12,G-1
FENDER	D-5~8
FOOTREST	F-8,9
FRAME	D-1~4
FRONT BRAKE CALIPER	F-1
FRONT FORK	E-2~5
FRONT MASTER CYL	F-6
FRONT MASTER CYL 2	F-7
FRONT WHEEL	E-12
FUEL TANK	E-7~10
GENERATOR	C-1
GOVERNOR	C-2
HANDLEBAR	F-5
HANDLE SWITCH	H-9
HEADLIGHT	H-2
LEVER	H-9
METER	H-1
OIL COOLER	B-1
OIL FILTER	A-12
OIL PUMP	A-11
PICK UP COIL	C-2
PISTON	A-7
REAR BRAKE CALIPER	F-4
REAR MASTER CYL	F-10,11
REAR SHOCKS	E-1
REAR WHEEL	F-2,3
SEAT	E-11
SERVICE DATA	J-1,2
SHIFT CAM	C-9
SHIFT FORK	C-9
SHIFT SHAFT	C-10
SIDE COVER	D-9,10
STAND	F-8,9
STARTER	C-4
STARTING MOTOR	C-3
STEERING	E-6
SWING ARM	D-11,12
TAILLIGHT	H-3
TECHNICAL BULLETIN	K-Row
TOP END GASKET KIT	I-2
TRANSMISSION	C-7,8
URNSIGNAL	H-4,5
VALVE	A-7,10

FRAME

FJ1100LC/NC

CONTENTS



Ref. No.	Part Number	Description	LC	NC	Remarks
15	90105-08311-00	BOLT, washer based	4	4	
16	90105-12314-00	BOLT, washer based	1	1	
17	90179-12421-00	NUT (S0179-12248)	1	1	
18	90110-10073-00	BOLT, hexagon socket head.....	1	1	
19	90387-113L4-00	COLLAR.....	2	2	
20	90179-10377-00	NUT.....	1	1	
21	90105-10308-00	BOLT, washer based	2	2	

FJ1100LC/NC

22	90101-10524-00	BOLT.....	2	2	
23	36Y-21491-00-00	WASHER, lock.....	2	2	
24	36Y-2143A-00-00	CAP.....	2	2	
25	36Y-21485-00-00	DAMPER, rubber1 ...	2	2	
26	1L9-24741-00-00	PAD, seat.....	2	2	
27	15A-21717-00-00	DAMPER, side cover	3	3	

FJ1100LC/NC

FJ1100L/LC

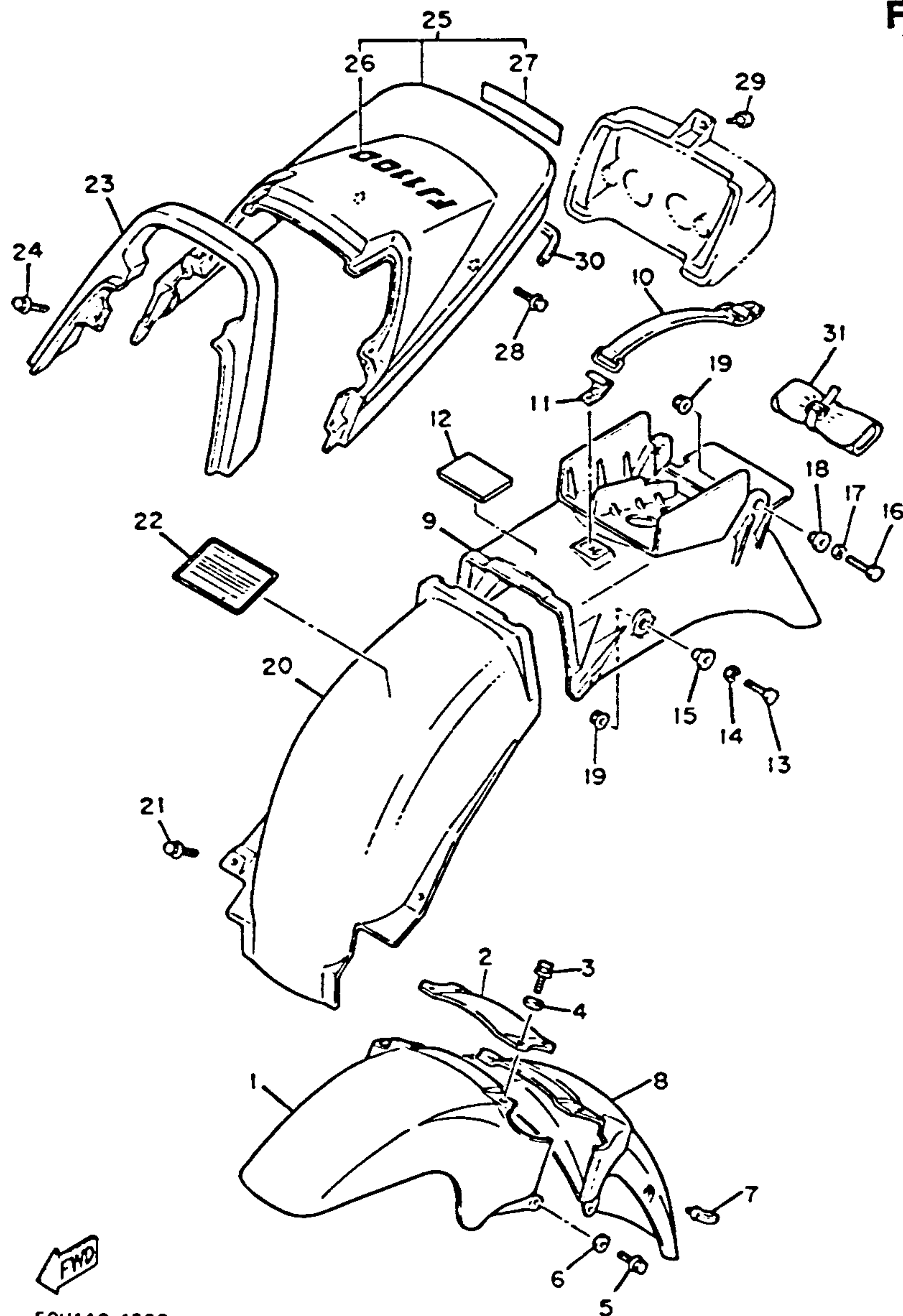
Initial Engine Number / Frame Number	FJ1100L: 50H-000101 / JYAS0H00L JEA000101
	FJ1100LC (Cafe model only): 47M-000101 / JYAL7M00L JEA000101
Engine Mounting Bolts: Front Upper	M10 5.5 m-tg (40 N·m)
Front Lower	M10 5.5 m-tg (11 N·m)
Rear Upper	M10 5.5 m-tg (40 N·m)
Rear Lower	M12 9.0 m-tg (65 N·m)

FJ1100N/NC

Engine Mounting Bolts: Front Upper	M10 5.5 m-tg (40 N·m)
Front Lower	M10 5.5 m-tg (11 N·m)
Rear Upper	M10 5.5 m-tg (40 N·m)
Rear Lower	M12 9.0 m-tg (65 N·m)
Initial Engine Number / Frame Number	FJ1100N 50H-010101 / JYAS0H00L JFA010101
	FJ1100NC (Cafe model only): 47M-010101 / JYAL7M00L JFA10101

AIR FILTER	B-2,3
CABLE	F-5
CAMSHAFT	A-8
CARBURETOR	B-4~7
CHAIN	A-8
CLUTCH	C-5,6
CRANKCASE	B-10,11
CRANKCASE COVER	B-12
CRANKSHAFT	A-7
CYLINDER	A-6
CYLINDER HEAD	A-5
ELECTRICAL 1	H-6
ELECTRICAL 2	H-7,8
ENGINE GUARD SET	I-1
EXHAUST	B-8,9
FAIRING 1	F-12,G-1
FENDER	D-5~8
FOOTREST	F-8,9
FRAME	D-1~4
FRONT BRAKE CALIPER	F-1
FRONT FORK	E-2~5
FRONT MASTER CYL	F-6
FRONT MASTER CYL 2	F-7
FRONT WHEEL	E-12
FUEL TANK	E-7~10
GENERATOR	C-1
GOVERNOR	C-2
HANDLEBAR	F-5
HANDLE SWITCH	H-9
HEADLIGHT	H-2
LEVER	H-9
METER	H-1
OIL COOLER	B-1
OIL FILTER	A-12
OIL PUMP	A-11
PICK UP COIL	C-2
PISTON	F-7
REAR BRAKE CALIPER	F-4
REAR MASTER CYL	F-10,11
REAR SHOCKS	E-1
REAR WHEEL	F-2,3
SEAT	E-11
SERVICE DATA	J-1,2
SHIFT CAM	C-9
SHIFT FORK	C-9
SHIFT SHAFT	C-10
SIDE COVER	D-9,10
STAND	F-8,9
STARTER	C-4
STARTING MOTOR	C-3
STEERING	E-6
SWING ARM	D-11,12
TAILLIGHT	H-3
TECHNICAL BULLETIN	K-Row
TOP END GASKET KIT	I-2
TRANSMISSION	C-7,8
URNSIGNAL	H-4,5
VALVE	A-9,10





50H110-4200

FENDER

FJ1100L/N

CONTENTS

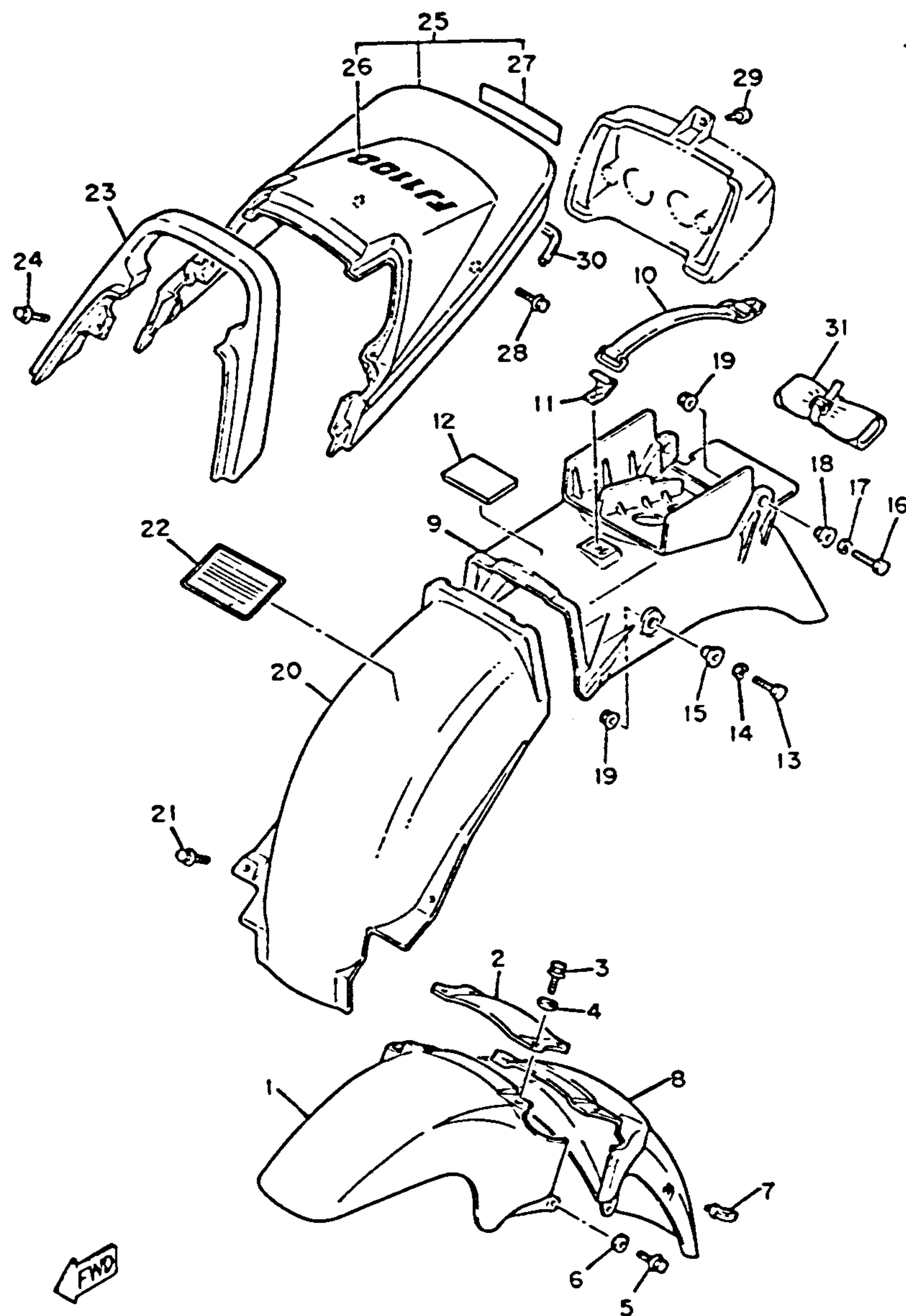
Ref. No.	Part Number	Description	L	N	Remarks
1	36Y-21511-00-1U	FENDER, front....(L)	1		Quartz Silver
	36Y-21511-00-AJ	FENDER, front....(N)		1	Stormy Red
2	36Y-21512-00-00	BRACKET, fender....	1	1	
3	95021-06020-00	BOLT, flange.....	4	4	
4	90201-06052-C0	WASHER, plate.....	4	4	
5	95026-06020-00	BOLT, flange.....	2	2	
6	90201-062A8-00	WASHER, plate.....	2	2	
7	1A8-21518-00-00	HOLDER, cable.....	1	1	
8	36Y-21556-00-1U	FENDER, front 2...(L)	1		Quartz Silver
	36Y-21556-00-AJ	FENDER, front 2...(N)		1	Stormy Red

FJ1100L/N

9	47M-W2161-00-00	REAR FENDER COMP.	1	1	
10	36Y-21376-00-00	BAND, tool.....	1	1	
11	36Y-2175R-00-00	HOOK, bank.....	1	1	
12	26H-2848K-00-00	SEAT 2.....	1	1	
13	97301-06016-00	BOLT.....	2	2	
14	92990-06100-00	WASHER, spring (92903-06100).....	2	2	
15	90387-06648-00	COLLAR.....	2	2	
16	97303-06020-00	BOLT (97302-06020)	2	2	

FJ1100L/N

AIR FILTER	B-2,3
CABLE	F-5
CAMSHAFT	A-8
CARBURETOR	B-4~7
CHAIN	A-8
CLUTCH	C-5,6
CRANKCASE	B-10,11
CRANKCASE COVER	B-12
CRANKSHAFT	A-7
CYLINDER	A-6
CYLINDER HEAD	A-5
ELECTRICAL 1	H-6
ELECTRICAL 2	H-7,8
ENGINE GUARD SET	I-1
EXHAUST	B-8,9
FAIRING 1	F-12,G-1
FENDER	D-5~8
FOOTREST	F-8,9
FRAME	D-1~4
FRONT BRAKE CALIPER	F-1
FRONT FORK	E-2~5
FRONT MASTER CYL	F-6
FRONT MASTER CYL 2	F-7
FRONT WHEEL	E-12
FUEL TANK	E-7~10
GENERATOR	C-1
GOVERNOR	C-2
HANDLEBAR	F-5
HANDLE SWITCH	H-9
HEADLIGHT	H-2
LEVER	H-9
METER	H-1
OIL COOLER	B-1
OIL FILTER	A-12
OIL PUMP	A-11
PICK UP COIL	C-2
PISTON	A-7
REAR BRAKE CALIPER	F-4
REAR MASTER CYL	F-10,11
REAR SHOCKS	E-1
REAR WHEEL	F-2,3
SEAT	E-11
SERVICE DATA	J-1,2
SHIFT CAM	C-9
SHIFT FORK	C-9
SHIFT SHAFT	C-10
SIDE COVER	D-9,10
STAND	F-8,9
STARTER	C-4
STARTING MOTOR	C-3
STEERING	E-6
SWING ARM	D-11,12
TAILLIGHT	H-3
TECHNICAL BULLETIN	K-Row
TOP END GASKET KIT	I-2
TRANSMISSION	C-7,8
URNSIGNAL	H-4,5
VALVE	A-9,10



50H110-4200

FENDER

FJ1100L/N

Ref. No.	Part Number	Description	L	N	Remarks
17	92990-06100-00	WASHER, spring (92903-06100)	2	2	
18	90387-064L2-00	COLLAR.....	2	2	
19	95706-06100-00	NUT, flange.....	4	4	
20	36Y-21629-00-00	GUARD, mud	1	1	
21	90119-06056-00	BOLT, w/washer.....	2	2	
22	50H-21683-70-00	PLATE, specification	1		(L)
	50H-21683-71-00	PLATE, specification		1	(N) U.R.
23	36Y-21645-00-00	STAY, rear.....	1	1	
24	95821-08020-00	BOLT, flange.....	2	2	

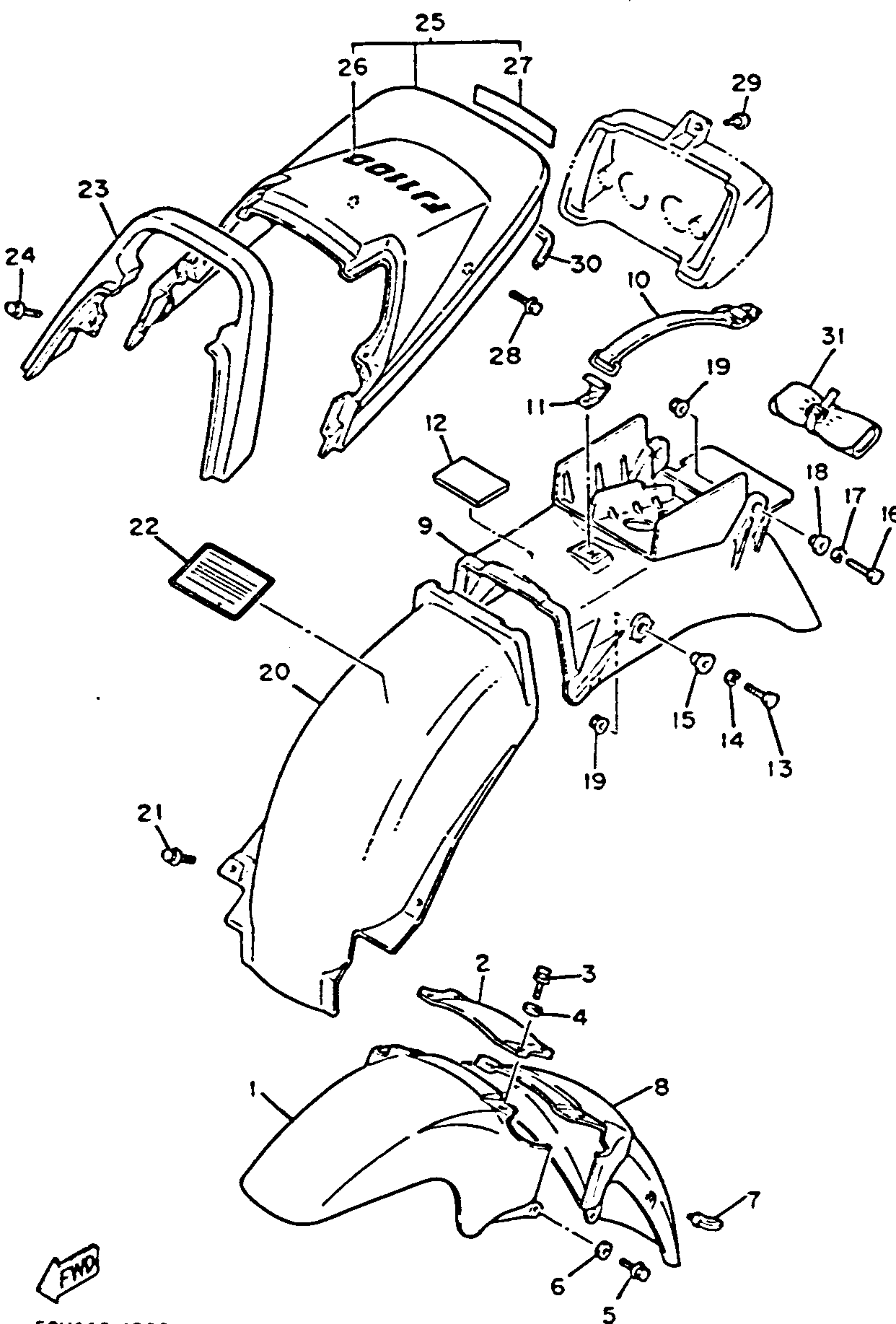
FJ1100L/N

25	36Y-W2165-00-03	COVER, rear fender	1	1	Quartz Silver/ Low Gloss Blk
	36Y-W2165-00-01	COVER, rear fender		1	Stormy Red/ Silky White
26	47M-21663-00-00	. GRAPHIC, tailcover	1	1	
	36Y-21663-00-00	. GRAPHIC, tailcover		1	Stormy Red/ Silky White
27	36Y-2163G-00-00	. EMBLEM 1.....	1	1	
28	90119-06044-00	BOLT, w/washer.....	4	4	
29	36Y-21639-00-00	DAMPER 2	1	1	
30	36Y-21649-00-00	DAMPER.....	1	1	
31	36Y-28100-00-00	TOOL KIT.....	1	1	

FJ1100L/N

CONTENTS

AIR FILTER	B-2,3
CABLE	F-5
CAMSHAFT	A-8
CARBURETOR	B-4~7
CHAIN	A-8
CLUTCH	C-5,6
CRANKCASE	B-10,11
CRANKCASE COVER	B-12
CRANKSHAFT	A-7
CYLINDER	A-6
CYLINDER HEAD	A-5
ELECTRICAL 1	H-6
ELECTRICAL 2	H-7,8
ENGINE GUARD SET	I-1
EXHAUST	B-8,9
FAIRING 1	F-12,G-1
FENDER	D-5~8
FOOTREST	F-8,9
FRAME	D-1~4
FRONT BRAKE CALIPER	F-1
FRONT FORK	E-2~5
FRONT MASTER CYL	F-8
FRONT MASTER CYL 2	F-7
FRONT WHEEL	E-12
FUEL TANK	E-7~10
GENERATOR	C-1
GOVERNOR	C-2
HANDLEBAR	F-5
HANDLE SWITCH	H-9
HEADLIGHT	H-2
LEVER	H-9
METER	H-1
OIL COOLER	B-1
OIL FILTER	A-12
OIL PUMP	A-11
PICK UP COIL	C-2
PISTON	A-7
REAR BRAKE CALIPER	F-4
REAR MASTER CYL	F-10,11
REAR SHOCKS	E-1
REAR WHEEL	F-2,3
SEAT	E-11
SERVICE DATA	J-1,2
SHIFT CAM	C-9
SHIFT FORK	C-9
SHIFT SHAFT	C-10
SIDE COVER	D-9,10
STAND	F-8,9
STARTER	C-4
STARTING MOTOR	C-3
STEERING	E-6
SWING ARM	D-11,12
TAILLIGHT	H-3
TECHNICAL BULLETIN	K-Row
TOP END GASKET KIT	I-2
TRANSMISSION	C-7,8
URNSIGNAL	H-4,5
VALVE	A-9,10



FENDER

FJ1100LC/NC

CONTENTS

Ref. No.	Part Number	Description	LC	NC	Remarks
1	36Y-21511-00-1U	FENDER, front... (LC)	1		Quartz Silver
	36Y-21511-00-AJ	FENDER, front... (NC)		1	Stormy Red
2	36Y-21512-00-00	BRACKET, fender....	1	1	
3	95021-06020-00	BOLT, flange.....	4	4	
4	90201-06052-00	WASHER, plate	4	4	
5	95026-06020-00	BOLT, flange.....	2	2	
6	90201-062A8-00	WASHER, plate	2	2	
7	1A8-21518-00-00	HOLDER, cable.....	1	1	
8	36Y-21556-00-1U	FENDER, front 2..(LC)	1		Quartz Silver
	36Y-21556-00-AJ	FENDER, front 2.....		1	Stormy Red

FJ1100LC/NC

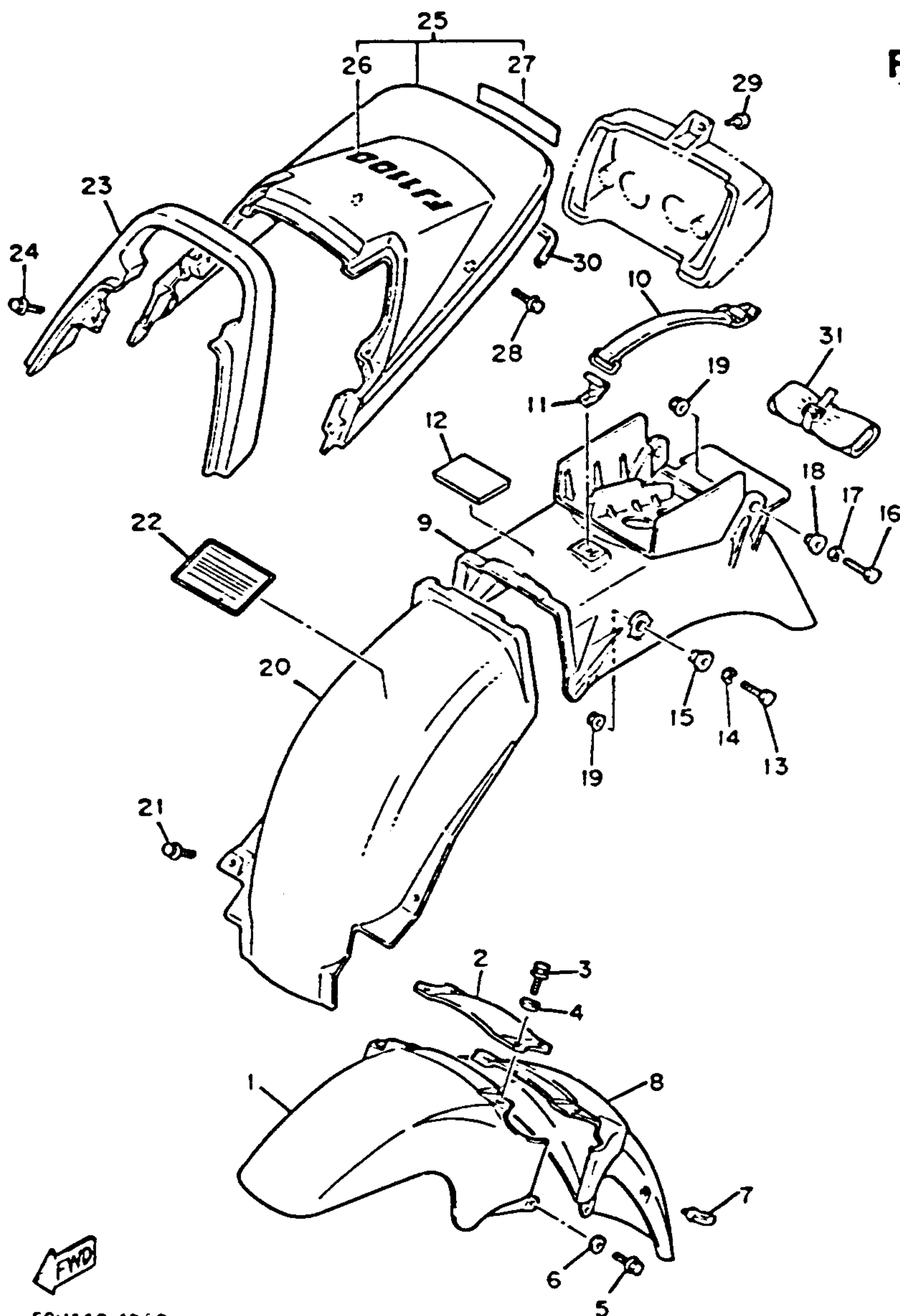
9	47M-W2161-00-00	REAR FENDER COMP.	1	1	
10	36Y-21376-00-00	BAND, tool	1	1	
11	36Y-2175R-00-00	HOOK, bank	1	1	
12	26H-2848K-00-00	SEAT 2.....	1	1	
13	97301-06016-00	BOLT	2	2	
14	92990-06100-00	WASHER, spring (9903-06100)	2	2	
15	90387-06648-00	COLLAR.....	2	2	
16	97303-06020-00	BOLT (97302-06020)	2	2	

FJ1100LC/NC

AIR FILTER	B-2,3
CABLE	F-5
CAMSHAFT	A-8
CARBURETOR	B-4~7
CHAIN	A-8
CLUTCH	C-5,6
CRANKCASE	B-10,11
CRANKCASE COVER	B-12
CRANKSHAFT	A-7
CYLINDER	A-6
CYLINDER HEAD	A-5
ELECTRICAL 1	H-6
ELECTRICAL 2	H-7,8
ENGINE GUARD SET	I-1
EXHAUST	B-8,9
FAIRING 1	F-12,G-1
FENDER	D-5~8
FOOTREST	F-8,9
FRAME	D-1~4
FRONT BRAKE CALIPER	F-1
FRONT FORK	E-2~5
FRONT MASTER CYL	F-6
FRONT MASTER CYL 2	F-7
FRONT WHEEL	E-12
FUEL TANK	E-7~10
GENERATOR	C-1
GOVERNOR	C-2
HANDLEBAR	F-5
HANDLE SWITCH	H-9
HEADLIGHT	H-2
LEVER	H-9
METER	H-1
OIL COOLER	B-1
OIL FILTER	A-12
OIL PUMP	A-11
PICK UP COIL	C-2
PISTON	A-7
REAR BRAKE CALIPER	F-4
REAR MASTER CYL	F-10,11
REAR SHOCKS	E-1
REAR WHEEL	F-2,3
SEAT	E-11
SERVICE DATA	J-1,2
SHIFT CAM	C-9
SHIFT FORK	C-9
SHIFT SHAFT	C-10
SIDE COVER	D-9,10
STAND	F-8,9
STARTER	C-4
STARTING MOTOR	C-3
STEERING	E-6
SWING ARM	D-11,12
TAILLIGHT	H-3
TECHNICAL BULLETIN	K-Row
TOP END GASKET KIT	I-2
TRANSMISSION	C-7,8
URNSIGNAL	H-4,5
VALVE	A-9,10



50H110-4200



50H110-4260

FENDER

FJ1100LC/NC

CONTENTS

Ref. No.	Part Number	Description	LC	NC	Remarks
17	92990-06100-00	WASHER, spring (92903-06100)	2	2	
18	90387-064L2-00	COLLAR.....	2	2	
19	95706-06100-00	NUT, flange.....	4	4	
20	36Y-21629-00-00	GUARD, mud	1	1	
21	90119-06056-00	BOLT, w/washer.....	2	2	
22	50H-21683-70-00	PLATE, specification	1	1	(LC) U.R.
	47M-21683-50-00	PLATE, specification		1	(NC) U.R.
23	36Y-21645-00-00	STAY, rear.....	1	1	
24	95821-08020-00	BOLT, flange.....	2	2	
25	36Y-W2165-00-03	COVER, rear fender..(LC)	1	1	Quartz Silver/ Low Gloss Blk
	36Y-W2165-00-01	COVER, rear fender.(NC)		1	Stormy Red/ Silky White (LC)
26	47M-21663-00-00	. GRAPHIC, tailcover	1		
	36Y-21663-00-00	. GRAPHIC, tailcover		1	Stormy Red/ Silky White
27	36Y-2163G-00-00	. EMBLEM 1.....	1	1	
28	90119-06044-00	BOLT, w/washer.....	4	4	
29	36Y-21639-00-00	DAMPER 2	1	1	
30	36Y-21649-00-00	DAMPER.....	1	1	
31	36Y-28100-00-00	TOOL KIT.....	1	1	

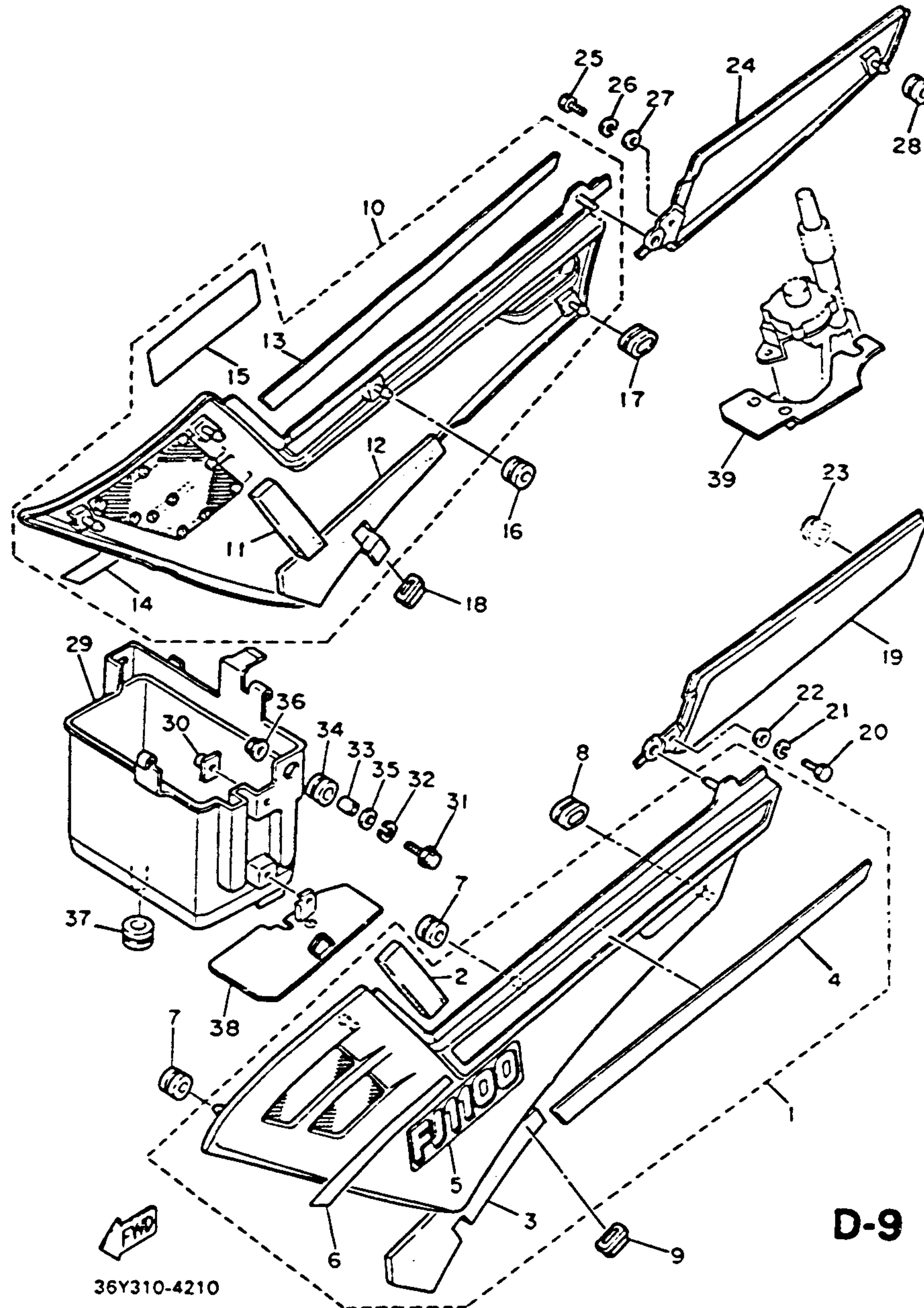
FJ1100LC/NC

FJ1100LC/NC

AIR FILTER	B-2,3
CABLE	F-5
CAMSHAFT	A-8
CARBURETOR	B-4~7
CHAIN	A-8
CLUTCH	C-5,6
CRANKCASE	B-10,11
CRANKCASE COVER	B-12
CRANKSHAFT	A-7
CYLINDER	A-6
CYLINDER HEAD	A-5
ELECTRICAL 1	H-6
ELECTRICAL 2	H-7,8
ENGINE GUARD SET	I-1
EXHAUST	B-8,9
FAIRING 1	F-12,G-1
FENDER	D-5~8
FOOTREST	F-8,9
FRAME	D-1~4
FRONT BRAKE CALIPER	F-1
FRONT FORK	E-2~5
FRONT MASTER CYL	F-6
FRONT MASTER CYL 2	F-7
FRONT WHEEL	E-12
FUEL TANK	E-7~10
GENERATOR	C-1
GOVERNOR	C-2
HANDLEBAR	F-5
HANDLE SWITCH	H-9
HEADLIGHT	H-2
LEVER	H-9
METER	H-1
OIL COOLER	B-1
OIL FILTER	A-12
OIL PUMP	A-11
PICK UP COIL	C-2
PISTON	A-7
REAR BRAKE CALIPER	F-4
REAR MASTER CYL	F-10,11
REAR SHOCKS	E-1
REAR WHEEL	F-2,3
SEAT	E-11
SERVICE DATA	J-1,2
SHIFT CAM	C-9
SHIFT FORK	C-9
SHIFT SHAFT	C-10
SIDE COVER	D-9,10
STAND	F-8,9
STARTER	C-4
STARTING MOTOR	C-3
STEERING	E-6
SWING ARM	D-11,12
TAILLIGHT	H-3
TECHNICAL BULLETIN	K-Row
TOP END GASKET KIT	I-2
TRANSMISSION	C-7,8
URNSIGNAL	H-4,5
VALVE	A-9,10

SIDE COVER

CONTENTS



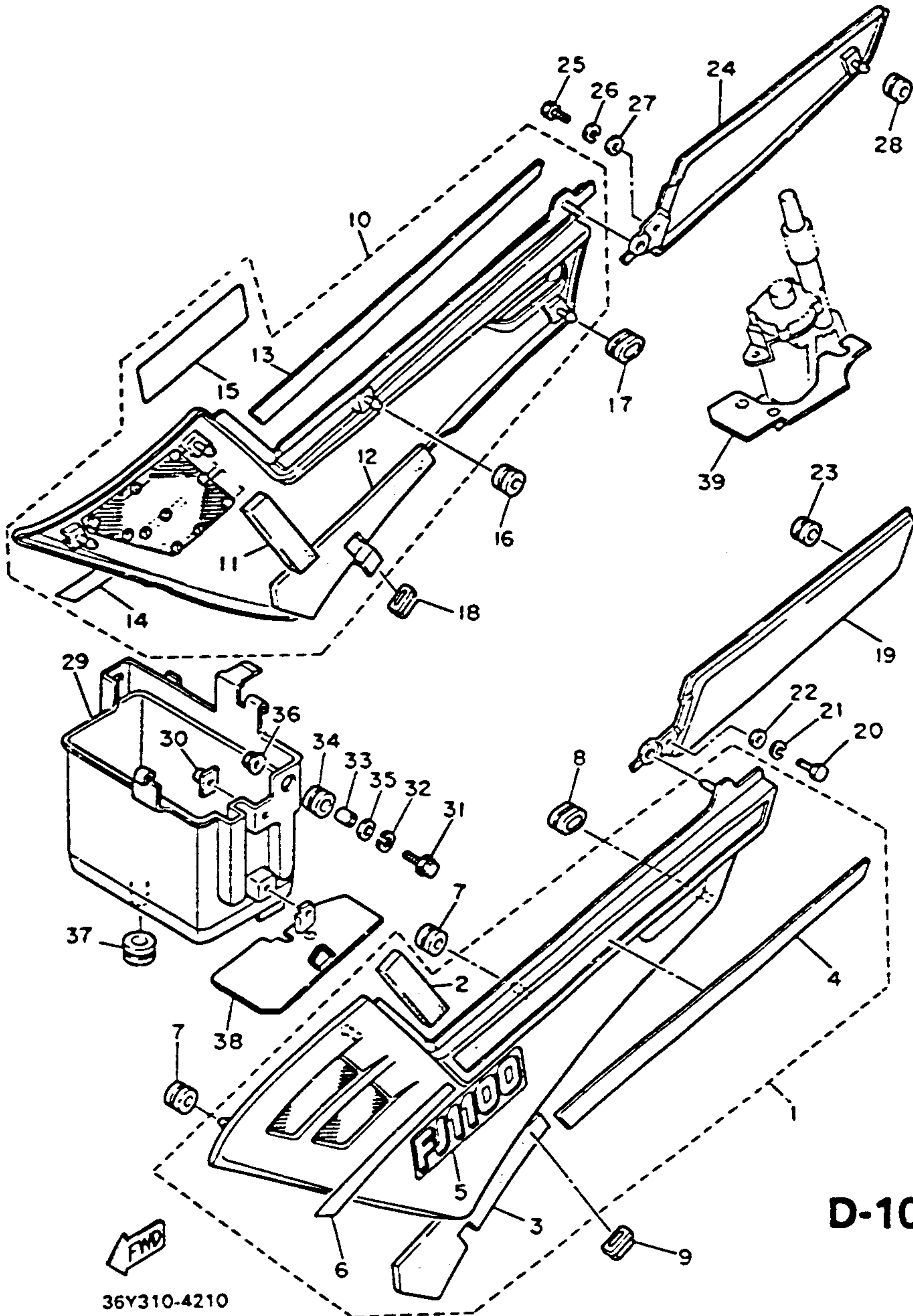
D-9

Ref. No.	Part Number	Description	L LC	N NC	Remarks
1	47M-Y2171-00-3X COVER, side 1. (L/LC)		1		Quartz Silver/ Stormy Red
	36Y-Y2171-00-1X COVER, side 1.(N/NC)			1	Stormy Red/ Silky White
2	36Y-21735-00-00 . SEAL 2		1	1	
3	36Y-21746-00-00 . DAMPER		1	1	
4	47M-2171L-00-00 . MOLE, side cover 1		1		(L/LC)
	36Y-2171L-00-00 . MOLE, side cover 1			1	(N/NC)
5	36Y-2173E-10-00 . GRAPHIC 1		1		(L/LC) for SW
	36Y-2173E-00-00 . GRAPHIC 1			1	(N/NC)
6	47M-2173F-00-00 . GRAPHIC 2		1		(L/LC)
	36Y-2173F-00-00 . GRAPHICS 2.....			1	(N/NC)
7	90480-01141-00 GROMMET.....		3	3	
8	90480-13369-00 GROMMET.....		1	1	
9	90480-01390-00 GROMMET.....		1	1	
10	47M-Y2172-00-3X COVER, side 2 (L/LC)		1	1	Quartz Silver/ Stormy Red
	36Y-Y2172-00-1X . SEAL 2			1	Stormy Red/ Silky White
11	36Y-21735-00-00 . SEAL 2		1	1	
12	36Y-21747-00-00 . DAMPER		1	1	
13	47M-2171M-00-00. MOLE, side cover 2		1		(L/LC)
	36Y-2171M-00-00 . MOLE, side cover 2			1	(N/NC)
14	47M-2174G-00-00 . GRAPHIC 3		1		(L/LC)
	36Y-2174G-00-00 . GRAPHIC 3			1	(N/NC)
15	36Y-2173E-10-00 . GRAPHIC 1		1		(L/LC) For SW
	36Y-2173E-00-00 . GRAPHIC 1			1	(N/NC)
16	90480-01141-00 GROMMET.....		3	3	
17	90480-13369-00 GROMMET.....		1	1	
18	90480-01390-00 GROMMET.....		1	1	
19	36Y-21731-00-AJ COVER, side 3		1		Stormy Red
	36Y-21731-00-GE COVER, side 3			1	Silky White
20	97301-06016-00 BOLT		1	1	

AIR FILTER	B-2,3
CABLE	F-5
CAMSHAFT	A-8
CARBURETOR	B-4~7
CHAIN	A-8
CLUTCH	C-5,6
CRANKCASE	B-10,11
CRANKCASE COVER	B-12
CRANKSHAFT	A-7
CYLINDER	A-6
CYLINDER HEAD	A-5
ELECTRICAL 1	H-6
ELECTRICAL 2	H-7,8
ENGINE GUARD SET	F-1
EXHAUST	B-8,9
FAIRING 1	F-12,G-1
FENDER	D-5~6
FOOTREST	F-8,9
FRAME	D-1~4
FRONT BRAKE CALIPER	F-1
FRONT FORK	E-2~5
FRONT MASTER CYL	F-6
FRONT MASTER CYL 2	F-7
FRONT WHEEL	E-12
FUEL TANK	E-7~10
GENERATOR	C-1
GOVERNOR	C-2
HANDLEBAR	F-5
HANDLE SWITCH	H-9
HEADLIGHT	H-2
LEVER	H-9
METER	H-1
OIL COOLER	B-1
OIL FILTER	A-12
OIL PUMP	A-11
PICK UP COIL	C-2
PISTON	A-7
REAR BRAKE CALIPER	F-4
REAR MASTER CYL	F-10,11
REAR SHOCKS	E-1
REAR WHEEL	F-2,3
SEAT	E-11
SERVICE DATA	J-1,2
SHIFT CAM	C-9
SHIFT FORK	C-9
SHIFT SHAFT	C-10
SIDE COVER	D-9,10
STAND	F-8,9
STARTER	C-4
STARTING MOTOR	C-3
STEERING	E-6
SWING ARM	D-11,12
TAILLIGHT	H-3
TECHNICAL BULLETIN	K-Row
TOP END GASKET KIT	I-2
TRANSMISSION	C-7,8
URNSIGNAL	H-4,5
VALVE	A-9,10

SIDE COVER

CONTENTS



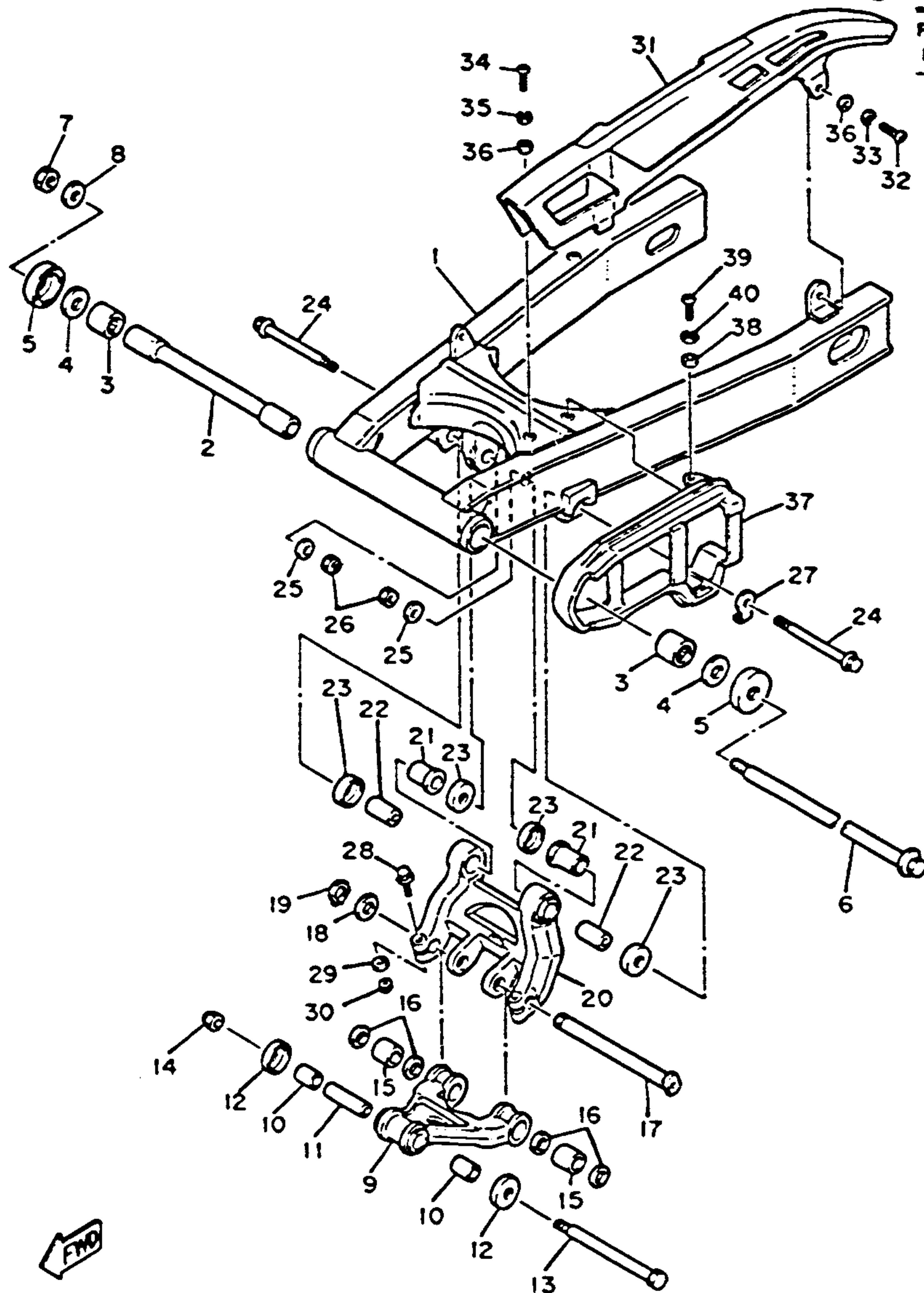
Ref. No.	Part Number	Description	L LC	N NC	Remarks
21	92990-06100-00	WASHER, spring (92903-06100)	1	1	
22	90201-06055-00	WASHER, plate	1	1	
23	90480-13163-00	GROMMET	1	1	
24	36Y-21741-00-AJ	COVER, side 4	1	1	Stormy Red
	36Y-21741-00-GE	COVER, side 4..(N/NC)		1	Silky White
25	97301-06016-00	BOLT	1	1	
26	92990-06100-00	WASHER, spring (92903-06100)	1	1	
27	90201-06055-00	WASHER, plate	1	1	
28	90480-13163-00	GROMMET	1	1	
29	36Y-21245-00-00	BOX	1	1	
30	31A-14477-00-00	PLATE	2	2	
31	97011-06020-00	BOLT (97321-06020)	2	2	
32	92990-06100-00	WASHER, spring (92903-06100)	2	2	
33	90387-060A7-00	COLLAR	2	2	
34	90480-16233-00	GROMMET	2	2	
35	90201-06407-00	WASHER, plate	2	2	
36	95311-06600-00	NUT	2	2	
37	90480-23192-00	GROMMET	1	1	
38	36Y-2172G-00-00	PANEL 2	1	1	
39	36Y-2172H-00-00	PANEL 1	1	1	

AIR FILTER	B-2,3
CABLE	F-5
CAMSHAFT	A-8
CARBURETOR	B-4~7
CHAIN	A-8
CLUTCH	C-5,6
CRANKCASE	B-10,11
CRANKCASE COVER	B-12
CRANKSHAFT	A-7
CYLINDER	A-6
CYLINDER HEAD	A-5
ELECTRICAL 1	H-6
ELECTRICAL 2	H-7,8
ENGINE GUARD SET	I-1
EXHAUST	B-8,9
FAIRING 1	F-12,G-1
FENDER	D-5~8
FOOTREST	F-8,9
FRAME	D-1~4
FRONT BRAKE CALIPER	F-1
FRONT FORK	E-2~5
FRONT MASTER CYL	F-6
FRONT MASTER CYL 2	F-7
FRONT WHEEL	E-12
FUEL TANK	E-7~10
GENERATOR	C-1
GOVERNOR	C-2
HANDLEBAR	F-5
HANDLE SWITCH	H-9
HEADLIGHT	H-2
LEVER	H-9
METER	H-1
OIL COOLER	B-1
OIL FILTER	A-12
OIL PUMP	A-11
PICK UP COIL	C-2
PISTON	A-7
REAR BRAKE CALIPER	F-4
REAR MASTER CYL	F-10,11
REAR SHOCKS	E-1
REAR WHEEL	F-2,3
SEAT	E-11
SERVICE DATA	J-1,2
SHIFT CAM	C-9
SHIFT FORK	C-9
SHIFT SHAFT	C-10
SIDE COVER	D-9,10
STAND	F-8,9
STARTER	C-4
STARTING MOTOR	C-3
STEERING	E-6
SWING ARM	D-11,12
TAILLIGHT	H-3
TECHNICAL BULLETIN	K-Row
TOP END GASKET KIT	I-2
TRANSMISSION	C-7,8
URNSIGNAL	H-4,5
VALVE	A-9,10

D-10

SWING ARM

CONTENTS



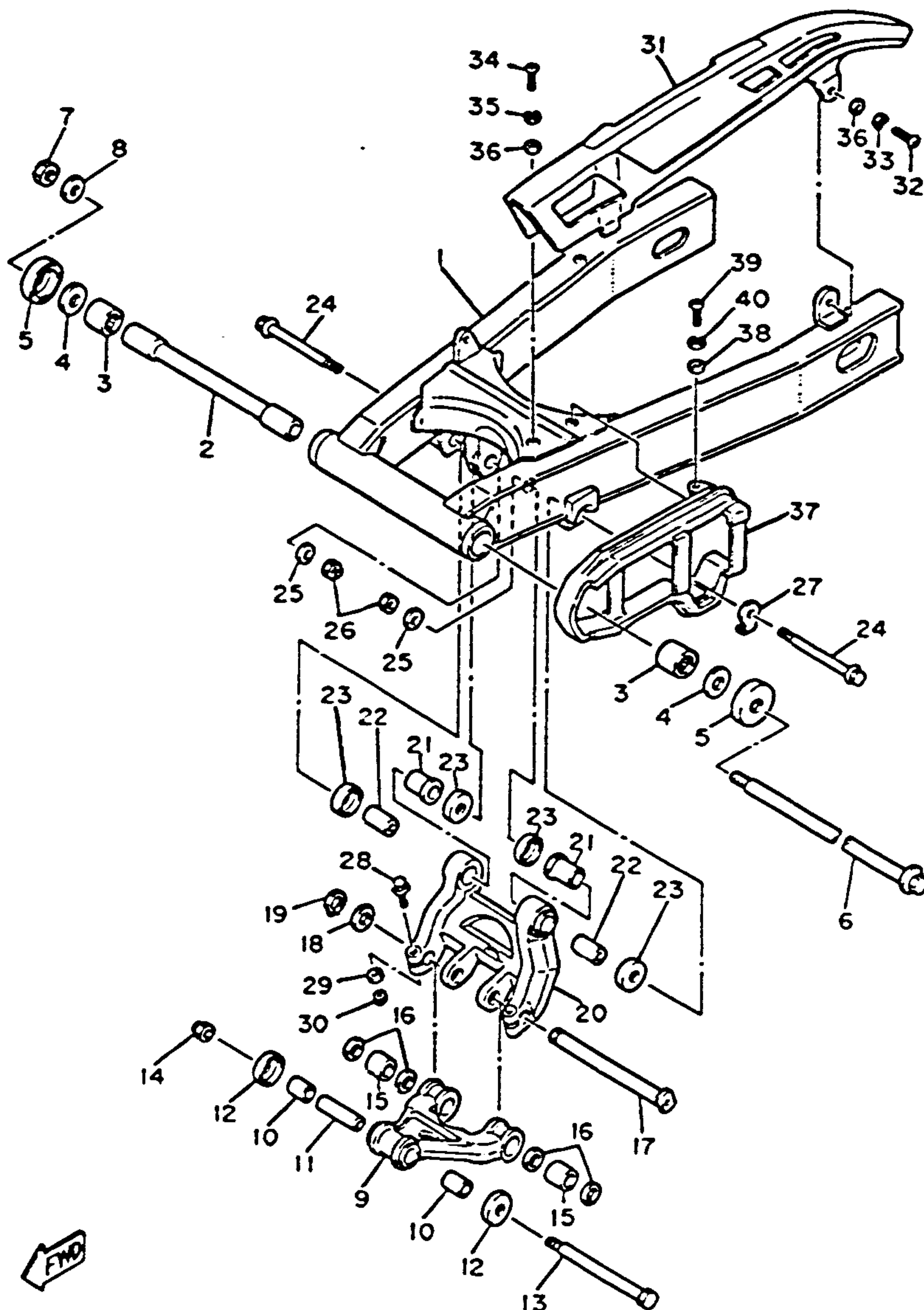
Ref. No.	Part Number	Description	L LC	N NC	Remarks
1	36Y-22110-00-00	REAR ARM COMP.	1	1	
2	36Y-22184-00-00	BUSH.....	1	1	
3	93317-42550-00	BEARING, cylindrical	2	2	
4	36Y-22127-00-00	SHIM.....	2	2	
5	36Y-22128-00-00	COVER, thrust 1.....	2	2	
6	36Y-22141-00-00	SHAFT, pivot.....	1	1	
7	90185-14070-00	NUT, self-locking.....	1	1	
8	90201-14222-00	WASHER, plate.....	1	1	
9	36Y-2217A-00-00	ARM, relay.....	1	1	
10	90386-18118-00	BUSH.....	2	2	
11	90387-123J0-00	COLLAR.....	1	1	
12	36Y-22129-00-00	COVER, thrust 2.....	2	2	
13	90101-12605-00	BOLT.....	1	1	
14	95611-12100-00	NUT, U.....	1	1	
15	90386-18129-00	BUSH.....	2	2	
16	93109-18020-00	OIL SEAL.....	4	4	
17	36Y-22121-00-00	SHAFT 1.....	1	1	
18	90201-187H4-00	WASHER, plate.....	1	1	
19	99009-18400-00	CIRCLIP(93410-18062)	1	1	
20	36Y-2217M-00-00	ARM 1.....	1	1	

AIR FILTER	B-2,3
CABLE	F-5
CAMSHAFT	A-8
CARBURETOR	B-4~7
CHAIN	A-8
CLUTCH	C-5,6
CRANKCASE	B-10,11
CRANKCASE COVER	B-12
CRANKSHAFT	A-7
CYLINDER	A-6
CYLINDER HEAD	A-5
ELECTRICAL 1	H-6
ELECTRICAL 2	H-7,8
ENGINE GUARD SET	I-1
EXHAUST	B-8,9
FAIRING 1	F-12,G-1
FENDER	D-5~8
FOOTREST	F-8,9
FRAME	D-1~4
FRONT BRAKE CALIPER	F-1
FRONT FORK	E-2~5
FRONT MASTER CYL	F-6
FRONT MASTER CYL 2	F-7
FRONT WHEEL	E-12
FUEL TANK	E-7~10
GENERATOR	C-1
GOVERNOR	C-2
HANDLEBAR	F-5
HANDLE SWITCH	H-9
HEADLIGHT	H-2
LEVER	H-9
METER	H-1
OIL COOLER	B-1
OIL FILTER	A-12
OIL PUMP	A-11
PICK UP COIL	C-2
PISTON	A-7
REAR BRAKE CALIPER	F-4
REAR MASTER CYL	F-10,11
REAR SHOCKS	E-1
REAR WHEEL	F-2,3
SEAT	E-11
SERVICE DATA	J-1,2
SHIFT CAM	C-9
SHIFT FORK	C-9
SHIFT SHAFT	C-10
SIDE COVER	D-9,10
STAND	F-8,9
STARTER	C-4
STARTING MOTOR	C-3
STEERING	E-6
SWING ARM	D-11,12
TAILLIGHT	H-3
TECHNICAL BULLETIN	K-Row
TOP END GASKET KIT	I-2
TRANSMISSION	C-7,8
TURN SIGNAL	H-4,5
VALVE	A-9,10

36Y310-4220

SWING ARM

CONTENTS



Ref. No.	Part Number	Description	L LC	N NC	Remarks
21	90386-20131-00	BUSH.....	2	2	
22	90387-125K2-00	COLLAR.....	2	2	
23	36Y-22129-00-00	COVER, thrust 2.....	4	4	
24	90105-12309-00	BOLT, washer based	2	2	
25	90201-126A7-00	WASHER, plate	2	2	
26	95611-12100-00	NUT, U	2	2	
27	36Y-22156-00-00	WASHER, plate	1	1	
28	95811-06045-00	BOLT, flange.....	2	2	
29	90201-061A5-00	WASHER, plate	2	2	
30	95611-06100-00	NUT, U	2	2	
31	36Y-22311-00-00	CASE, chain	1	1	
32	92580-06012-00	SCREW, panhead (92503-06012)	1	1	
33	92990-06100-00	WASHER, spring (92903-06100)	1	1	
34	92503-06020-00	SCREW, panhead (92501-06020)	1	1	
35	92990-06100-00	WASHER, spring (92903-06100)	1	1	
36	90201-06067-00	WASHER, plate	2	2	
37	36Y-22151-01-0	SEAL, guard (36Y-22151-00)	1	1	
38	90201-06067-00	WASHER, plate	1	1	
39	92503-06020-00	SCREW, panhead (92501-06020)	1	1	
40	92990-06100-00	WASHER, spring (92903-06100)	1	1	

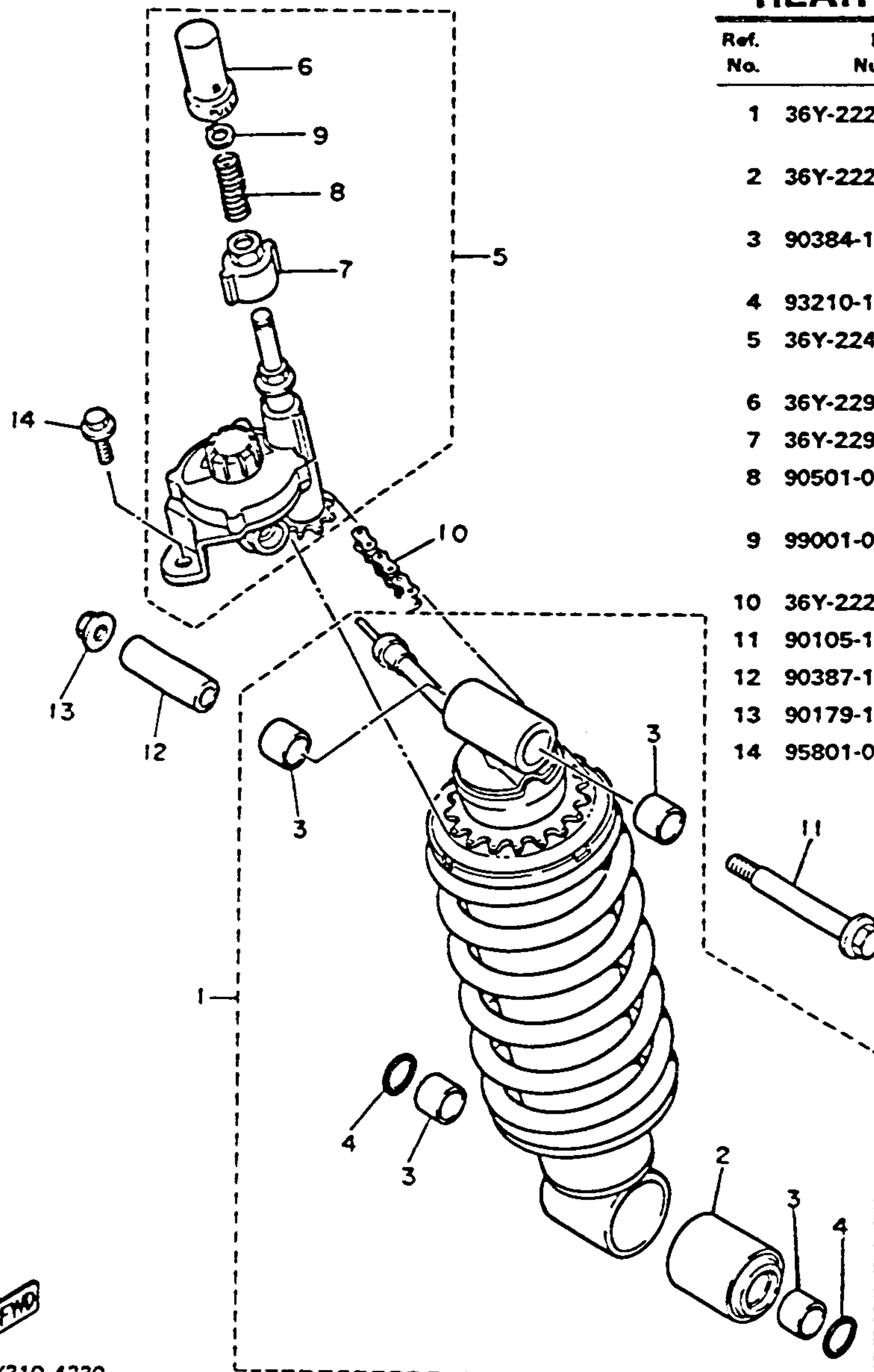
AIR FILTER	B-2,3
CABLE	F-5
CAMSHAFT	A-8
CARBURETOR	B-1~7
CHAIN	A-8
CLUTCH	C-5,6
CRANKCASE	B-10,11
CRANKCASE COVER	B-12
CRANKSHAFT	A-7
CYLINDER	A-8
CYLINDER HEAD	A-5
ELECTRICAL 1	H-6
ELECTRICAL 2	H-7,8
ENGINE GUARD SET	I-1
EXHAUST	B-8,9
FAIRING 1	F-12,G-1
FENDER	D-5~8
FOOTREST	F-8,9
FRAME	D-1~4
FRONT BRAKE CALIPER	F-1
FRONT FORK	E-2~5
FRONT MASTER CYL	F-6
FRONT MASTER CYL 2	F-7
FRONT WHEEL	E-12
FUEL TANK	E-7~10
GENERATOR	C-1
GOVERNOR	C-2
HANDLEBAR	F-5
HANDLE SWITCH	H-9
HEADLIGHT	H-2
LEVER	H-9
METER	H-1
OIL COOLER	B-1
OIL FILTER	A-12
OIL PUMP	A-11
PICK UP COIL	C-2
PISTON	A-7
REAR BRAKE CALIPER	F-4
REAR MASTER CYL	F-10,11
REAR SHOCKS	E-1
REAR WHEEL	F-2,3
SEAT	E-11
SERVICE DATA	J-1,2
SHIFT CAM	C-9
SHIFT FORK	C-9
SHIFT SHAFT	C-10
SIDE COVER	D-9,10
STAND	F-8,9
STARTER	C-4
STARTING MOTOR	C-3
STEERING	E-6
SWING ARM	D-11,12
TAILLIGHT	H-3
TECHNICAL BULLETIN	K-Row
TOP END GASKET KIT	I-2
TRANSMISSION	C-7,8
URNSIGNAL	H-4,5
VALVE	A-9,10

36Y310-4220

D-12

REAR SHOCKS

CONTENTS



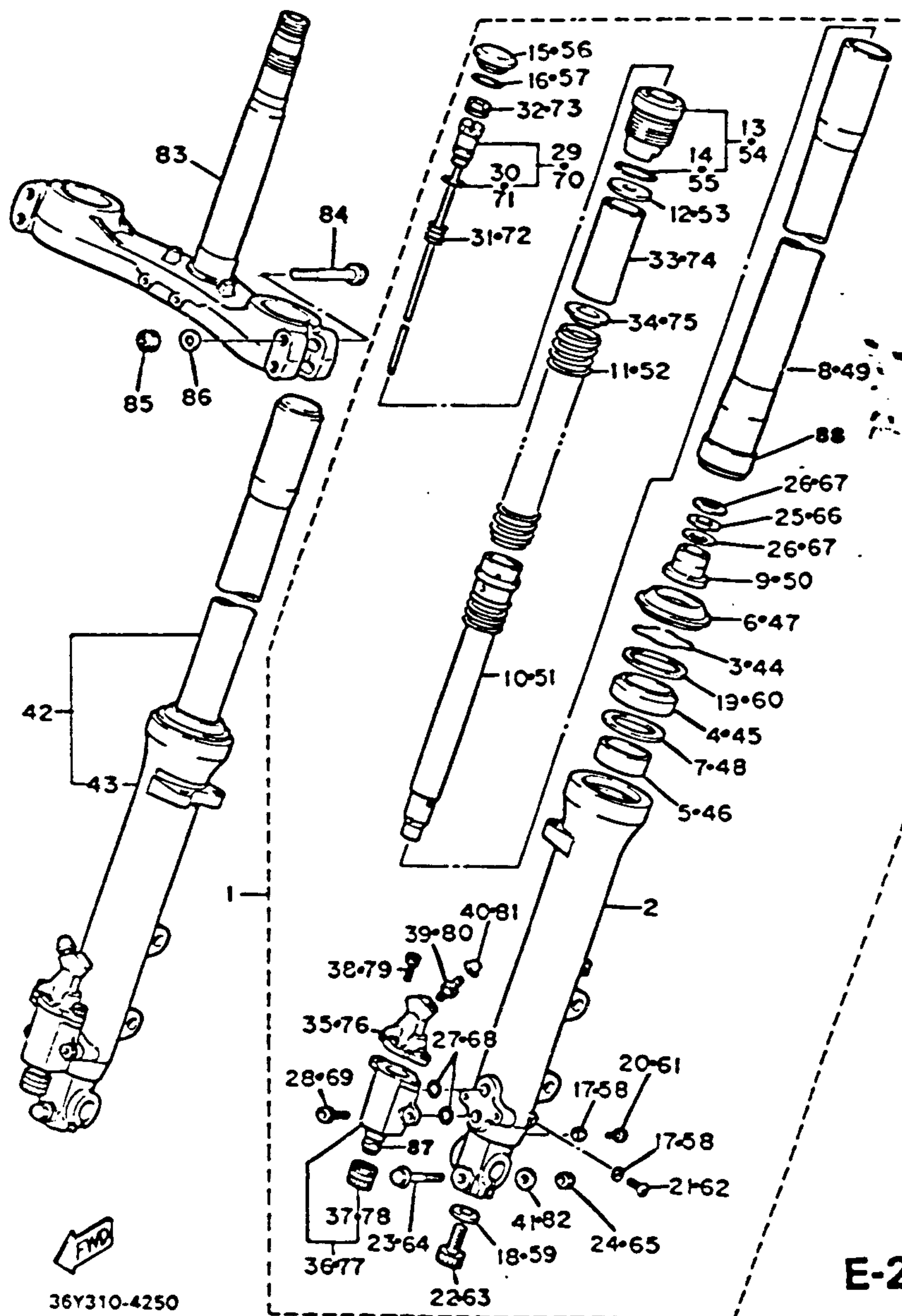
Ref. No.	Part Number	Description	L LC	N NC	Remarks
1	36Y-22210-00-00	SHOCK ABSORBER ASS'Y, rear	1	1	
2	36Y-22226-00-00	. BUSH, shock absorber lower.....	1	1	
3	90384-18157-00	. BUSH, bimetal formed.....	4	4	
4	93210-18397-00	. O-RING.....	2	2	
5	36Y-22460-00-00	CONTROL PANEL ASS'Y.....	1	1	
6	36Y-22936-00-00	. COVER, dust.....	1	1	
7	36Y-22913-00-00	. COVER, head.....	1	1	
8	90501-061A3-00	. SPRING, compression.....	1	1	
9	99001-05600-00	. CIRCLIP (93430-05011).....	1	1	
10	36Y-22269-00-00	CHAIN.....	1	1	
11	90105-10250-00	BOLT, washer based	1	1	
12	90387-124H0-00	COLLAR.....	1	1	
13	90179-10280-00	NUT.....	1	1	
14	95801-08020-00	BOLT, flange.....	2	2	

AIR FILTER	B-2,3
CABLE	F-5
CAMSHAFT	A-8
CARBURETOR	B-4~7
CHAIN	A-8
CLUTCH	C-5,6
CRANKCASE	B-10,11
CRANKCASE COVER	B-12
CRANKSHAFT	A-7
CYLINDER	A-6
CYLINDER HEAD	A-5
ELECTRICAL 1	H-6
ELECTRICAL 2	H-7,8
ENGINE GUARD SET	I-1
EXHAUST	B-8,9
FAIRING 1	F-12,G-1
FENDER	D-5~8
FOOTREST	F-8,9
FRAME	D-1~4
FRONT BRAKE CALIPER	F-1
FRONT FORK	E-2~5
FRONT MASTER CYL	F-6
FRONT MASTER CYL 2	F-7
FRONT WHEEL	E-12
FUEL TANK	E-7~10
GENERATOR	C-1
GOVERNOR	C-2
HANDLEBAR	F-5
HANDLE SWITCH	H-9
HEADLIGHT	H-2
LEVER	H-9
METER	H-1
OIL COOLER	B-1
OIL FILTER	A-12
OIL PUMP	A-11
PICK UP COIL	C-2
PISTON	A-7
REAR BRAKE CALIPER	F-4
REAR MASTER CYL	F-10,11
REAR SHOCKS	E-1
REAR WHEEL	F-2,3
SEAT	E-11
SERVICE DATA	J-1,2
SHIFT CAM	C-9
SHIFT FORK	C-9
SHIFT SHAFT	C-10
SIDE COVER	D-9,10
STAND	F-8,9
STARTER	C-4
STARTING MOTOR	C-3
STEERING	E-6
SWING ARM	D-11,12
TAILLIGHT	H-3
TECHNICAL BULLETIN	K-Row
TOP END GASKET KIT	I-2
TRANSMISSION	C-7,8
URNSIGNAL	H-4,5
VALVE	A-9,10

E-1

FRONT FORK

CONTENTS



Ref. No.	Part Number	Description	L LC	N NC	Remarks
1	36Y-23102-00-00	FRONT FORK ASS'Y (L.H.)	1	1	
	36Y-23102-10-00	FRONT FORK ASS'Y (L.H.)	1	1	50H-0013338~ 47M-0010411~
2	36Y-23126-00-00	. TUBE, outer 1	1	1	
3	26H-23156-00-00	. CLIP, oil seal	1	1	
4	36Y-23145-00-00	. OIL SEAL	1	1	
5	36Y-23125-10-00	. METAL SLIDE 1 (43F-23125-10)	1	1	
6	36Y-23144-00-00	. SEAL, dust	1	1	
7	36Y-23146-10-00	. WASHER, oil seal	1	1	
8	36Y-23110-00-00	. INNER TUBE COMP. 1	1	1	
9	36Y-23173-00-00	. SPINDLE, taper	1	1	
10	36Y-23170-00-00	. CYLINDER COMP., front fork	1	1	
11	36Y-23141-00-00	. SPRING, front fork	1	1	
	36Y-23141-10-00	. SPRING, front fork (Hard)	1	1	See Note
12	36Y-23149-00-00	. WASHER, spring upper	1	1	
13	36Y-2319U-00-00	. CAP	1	1	
14	36Y-23147-00-00	. O-RING	1	1	
15	36Y-2319W-00-00	. CAP	1	1	
16	36Y-23114-00-00	. GASKET	1	1	
17	122-23129-00-00	. GASKET, drain plug	2	2	
18	4V4-23158-L0-00	. GASKET	1	1	
19	36Y-23137-00-00	. GASKET, upper cover 1	1	1	
20	36Y-23181-00-00	. BOLT, hexagon socket head	1	1	
21	122-23119-01-00	. PLUG, drain	1	1	
22	4V4-23181-L0-00	. BOLT, hexagon socket head	1	1	

NOTE: Hard front fork spring is standard on FJ1100N serial # 50H-0013338~ and FJ1000NC serial # 47M-0010411~.

NOTE: When using hard front fork spring DO NOT use spacer P/N 36Y-23118-00-00 and upper spring seat P/N 36Y-23142-00-00.

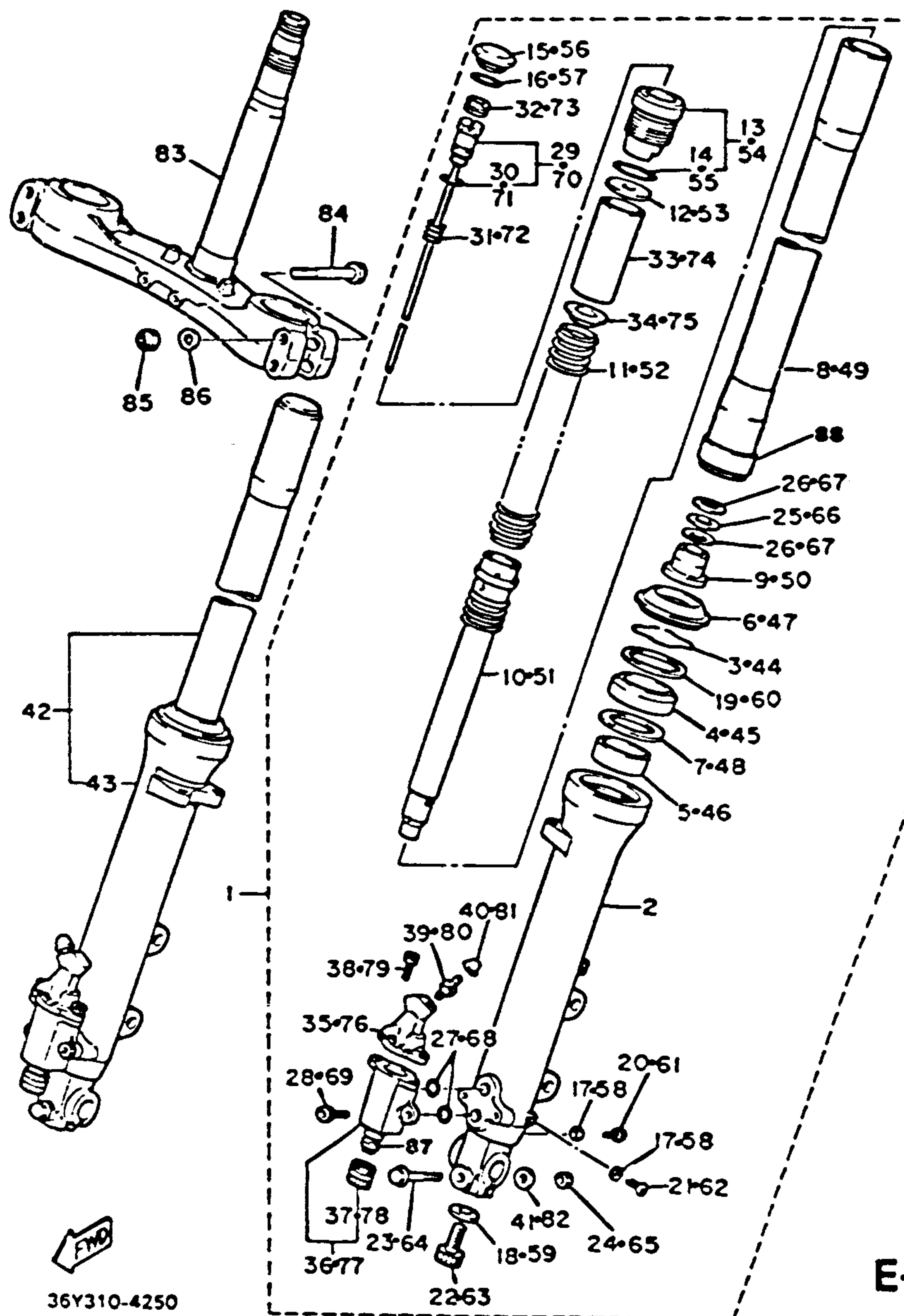
AIR FILTER	B-2,3
CABLE	F-5
CAMSHAFT	A-8
CARBURETOR	B-4~7
CHAIN	A-8
CLUTCH	C-5,6
CRANKCASE	B-10,11
CRANKCASE COVER	B-12
CRANKSHAFT	A-7
CYLINDER	A-6
CYLINDER HEAD	A-5
ELECTRICAL 1	H-6
ELECTRICAL 2	H-7,8
ENGINE GUARD SET	I-1
EXHAUST	B-8,9
FAIRING 1	F-12,G-1
FENDER	D-5~8
FOOTREST	F-8,9
FRAME	D-1~4
FRONT BRAKE CALIPER	F-1
FRONT FORK	E-2~5
FRONT MASTER CYL	F-6
FRONT MASTER CYL 2	F-7
FRONT WHEEL	E-12
FUEL TANK	E-7~10
GENERATOR	C-1
GOVERNOR	C-2
HANDLEBAR	F-5
HANDLE SWITCH	H-9
HEADLIGHT	H-2
LEVER	H-9
METER	H-1
OIL COOLER	B-1
OIL FILTER	A-12
OIL PUMP	A-11
PICK UP COIL	C-2
PISTON	A-7
REAR BRAKE CALIPER	F-4
REAR MASTER CYL	F-10,11
REAR SHOCKS	E-1
REAR WHEEL	F-2,3
SEAT	E-11
SERVICE DATA	J-1,2
SHIFT CAM	C-9
SHIFT FORK	C-9
SHIFT SHAFT	C-10
SIDE COVER	D-9,10
STAND	F-8,9
STARTER	C-4
STARTING MOTOR	C-3
STEERING	E-6
SWING ARM	D-11,12
TAILLIGHT	H-3
TECHNICAL BULLETIN	K-Row
TOP END GASKET KIT	I-2
TRANSMISSION	C-7,8
URNSIGNAL	H-4,5
VALVE	A-9,10

E-2

Oil Type / Level / Qty	10 Wt. Fork Oil / 141mm / 424oz (14.3 oz.)
Gas Pressure Min ~ Max / Standard	0 / 0
Spring Length Standard	383mm

FRONT FORK

CONTENTS



Ref. No.	Part Number	Description	L LC	N NC	Remarks
23	36Y-23128-00-00	BOLT, axle holder	1	1	
24	95601-08100-00	NUT, U.....	1	1	
25	36Y-2319L-00-00	WASHER.....	1	1	
26	36Y-2319M-00-00	SPRING, valve.....	2	2	
27	22N-23147-00-00	O-RING.....	2	2	
28	22N-23346-00-00	BOLT 1.....	2	2	
29	36Y-2330G-00-00	ROD COMP.	1	1	
30	36Y-23147-10-00	O-RING.....	1	1	
31	36Y-23152-00-00	SPRING, sub.....	1	1	
32	36Y-23357-00-00	NUT	1	1	
33	36Y-23118-00-00	SPACER.....	1		See Note
34	36Y-23142-00-00	SEAT, spring upper	1		See Note
35	36Y-2319F-00-00	BRAKE PLUNGER ASS'Y 1	1	1	
36	36Y-2319E-00-00	DAMPER PISTON ASS'Y....	1	1	
37	36Y-23184-00-00	CAP, air valve....	1	1	
38	22N-23356-00-00	BOLT 2.....	2	2	
39	26H-2319V-00-00	BREATHER, air....	1	1	
40	26H-2319W-00-00	CAP.....	1	1	
41	90201-08544-00	WASHER, plate....	1	1	
42	36Y-23103-00-00	FRONT FORK ASS'Y (R.H.).....	1	1	
	36Y-23103-10-00	FRONT FORK ASS'Y (R.H.).....		1	50H-0013338 ~ 47M-0010441 ~
43	36Y-23136-00-00	TUBE, outer 2	1	1	
44	26H-23156-00-00	CLIP, oil seal.....	1	1	

NOTE: DO NOT use spacer P/N 36Y-23118-00-00 and upper spring seat P/N 36Y-23142-00-00 with hard front fork spring P/N 36Y-23141-10-00.

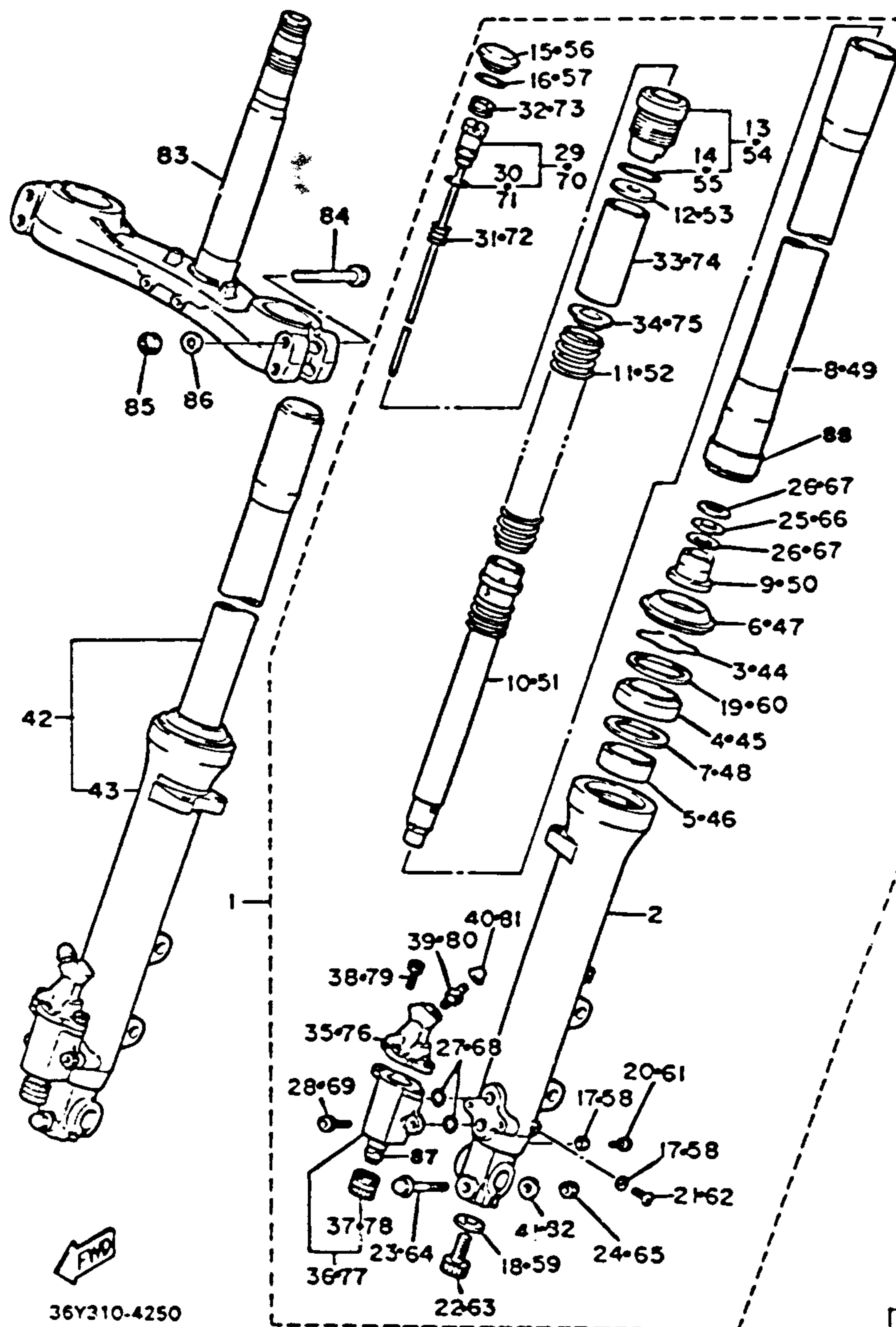
FJ1100N/NC
FJ1100L/LC

Oil Type / Level / Qty	10 Wt. Fork Oil* / 141mm / 424cc (14.3 oz.)
Gas Pressure Min ~ Max / Standard	ø / ø
Spring Length Standard	383mm

AIR FILTER	F-2,3
CABLE	F-5
CAMSHAFT	A-8
CARBURETOR	B-4~7
CHAIN	A-8
CLUTCH	C-5,6
CRANKCASE	B-10,11
CRANKCASE COVER	B-12
CRANKSHAFT	A-7
CYLINDER	A-6
CYLINDER HEAD	A-5
ELECTRICAL 1	H-6
ELECTRICAL 2	H-7,8
ENGINE GUARD SET	F-1
EXHAUST	B-8,9
FAIRING 1	F-12,G-1
FENDER	D-5~8
FOOTREST	F-8,9
FRAME	D-1~4
FRONT BRAKE CALIPER	F-1
FRONT FORK	E-2~5
FRONT MASTER CYL	F-6
FRONT MASTER CYL 2	F-7
FRONT WHEEL	E-12
FUEL TANK	E-7~10
GENERATOR	C-1
GOVERNOR	C-2
HANDLEBAR	F-5
HANDLE SWITCH	H-9
HEADLIGHT	H-2
LEVER	H-9
METER	H-1
OIL COOLER	B-1
OIL FILTER	A-12
OIL PUMP	A-11
PICK UP COIL	C-2
PISTON	A-7
REAR BRAKE CALIPER	F-4
REAR MASTER CYL	F-10,11
REAR SHOCKS	E-1
REAR WHEEL	F-2,3
SEAT	E-11
SERVICE DATA	J-1,2
SHIFT CAM	C-9
SHIFT FORK	C-9
SHIFT SHAFT	C-10
SIDE COVER	D-9,10
STAND	F-8,9
STARTER	C-4
STARTING MOTOR	C-3
STEERING	E-6
SWING ARM	D-11,12
TAILLIGHT	H-3
TECHNICAL BULLETIN	K-Row
TOP END GASKET KIT	F-2
TRANSMISSION	C-7,8
URNSIGNAL	H-4,5
VALVE	A-9,10

FRONT FORK

CONTENTS



Ref. No.	Part Number	Description	L LC	N NC	Remarks
45	36Y-23145-00-00	OIL SEAL	1	1	
46	36Y-23125-10-00	METAL slide 1 (43F-23125-10)....	1	1	
47	36Y-23144-00-00	SEAL, dust.....	1	1	
48	36Y-23146-10-00	WASHER, oil seal	1	1	
49	36Y-23110-00-00	INNER TUBE COMP. 1.....	1	1	
50	36Y-23173-00-00	SPINDLE, taper....	1	1	
51	36Y-23170-00-00	CYLINDER COMP., front fork	1	1	
52	36Y-23141-00-00	SPRING, front fork	1	1	
	36Y-23141-10-00	SPRING, front fork (HARD)	1	1	See Note
53	36Y-23149-00-00	WASHER, spring upper.....	1	1	
54	36Y-2319U-00-00	CAP.....	1	1	
55	36Y-23147-00-00	O-RING	1	1	
56	36Y-2319W-00-00	CAP.....	1	1	
57	36Y-23114-00-00	GASKET	1	1	
58	122-23129-00-00	GASKET, drain plug	2	2	
59	4V4-23158-L0-00	GASKET	1	1	
60	36Y-23137-00-00	GASKET, upper cover 1	1	1	
61	36Y-23181-00-00	BOLT, hexagon socket head.....	1	1	
62	122-23119-01-00	PLUG, drain.....	1	1	
63	4V4-23181-L0-00	BOLT, hexagon socket head	1	1	
64	36Y-23128-00-00	BOLT, axle holder	1	1	
65	95601-08100-00	NUT, U	1	1	
66	36Y-2319L-00-00	WASHER	1	1	

NOTE Hard front fork spring is standard on FJ110-N serial # 50H-001338~ and FJ1100NC serial #47M-0010441~

NOTE: When using hard front fork spring DO NOT use spacer P/N 36Y-23118-00-00 and upper spring seat P/N 36Y-23142-00-00.

E-4

FJ1100L/LC

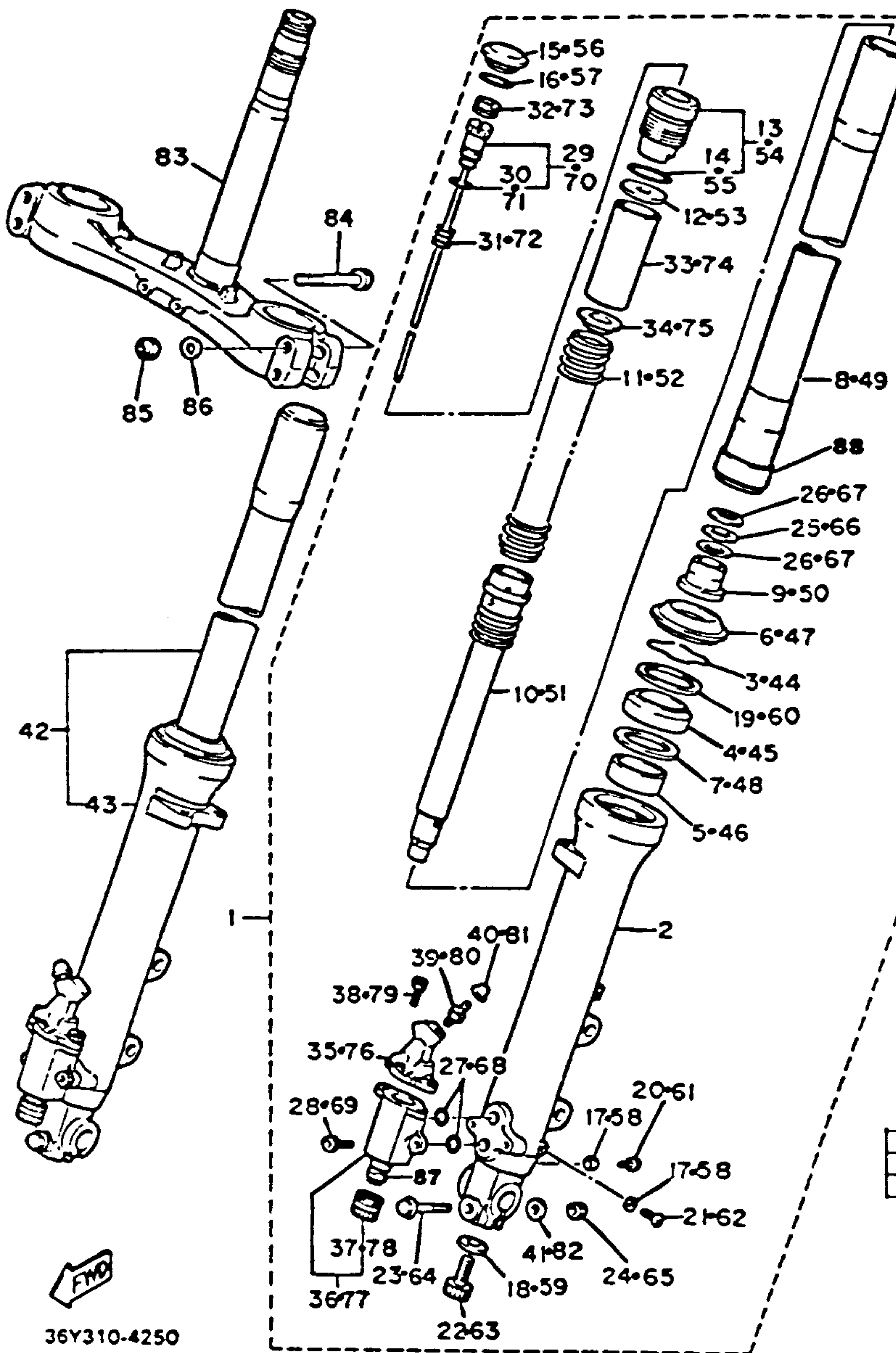
FJ1100N/NC

Oil Type / Level / Qty	10 Wt. Fork Oil / 147mm / 124cc (M4.3 oz.)
Gas Pressure Min ~ Max / Standard	0 / 0
Spring Length Standard	383mm

AIR FILTER	B-2,3
CABLE	F-5
CAMSHAFT	A-8
CARBURETOR	B-4~7
CHAIN	A-8
CLUTCH	C-5,6
CRANKCASE	B-10,11
CRANKCASE COVER	B-12
CRANKSHAFT	A-7
CYLINDER	A-6
CYLINDER HEAD	A-5
ELECTRICAL 1	H-6
ELECTRICAL 2	H-7,8
ENGINE GUARD SET	F-1
EXHAUST	B-8,9
FAIRING 1	F-12,G-1
FENDER	D-5~8
FOOTREST	F-8,9
FRAME	D-1~4
FRONT BRAKE CALIPER	F-1
FRONT FORK	E-2~5
FRONT MASTER CYL	F-6
FRONT MASTER CYL 2	F-7
FRONT WHEEL	E-12
FUEL TANK	E-7~10
GENERATOR	C-1
GOVERNOR	C-2
HANDLEBAR	F-5
HANDLE SWITCH	H-9
HEADLIGHT	H-2
LEVER	H-9
METER	H-1
OIL COOLER	B-1
OIL FILTER	A-12
OIL PUMP	A-11
PICK UP COIL	C-2
PISTON	A-7
REAR BRAKE CALIPER	F-4
REAR MASTER CYL	F-10,11
REAR SHOCKS	E-1
REAR WHEEL	F-2,3
SEAT	E-11
SERVICE DATA	J-1,2
SHIFT CAM	C-9
SHIFT FORK	C-9
SHIFT SHAFT	C-10
SIDE COVER	D-9,10
STAND	F-8,9
STARTER	C-4
STARTING MOTOR	C-3
STEERING	E-6
SWING ARM	D-11,12
TAILLIGHT	H-3
TECHNICAL BULLETIN	K-Row
TOP END GASKET KIT	F-2
TRANSMISSION	C-7,8
URNSIGNAL	H-4,5
VALVE	A-9,10

FRONT FORK

CONTENTS



Ref. No.	Part Number	Description	L LC	N NC	Remarks
67	36Y-2319M-00-00	SPRING, valve.....	2	2	
68	22N-23147-00-00	O-RING.....	2	2	
69	22N-23346-00-00	BOLT 1.....	2	2	
70	36Y-2330G-00-00	ROD COMP.	1	1	
71	36Y-23147-10-00	O-RING.....	1	1	
72	36Y-23152-00-00	SPRING, sub.....	1	1	
73	36Y-23357-00-00	NUT	1	1	
74	36Y-23118-00-00	SPACER.....	1	1	See Note
75	36Y-23142-00-00	SEAT, spring upper	1	1	See Note
76	36Y-2319G-00-00	BRAKE PLUNGER ASS'Y 1 (36Y-2319F-10-00)	1	1	
77	36Y-2319E-00-00	DAMPER PISTON ASS'Y.....	1	1	
78	36Y-23184-00-00	CAP, air valve....	1	1	
79	22N-23356-00-00	BOLT 2.....	2	2	
80	26H-2319V-00-00	BREATHER, air....	1	1	
81	26H-2319W-00-00	CAP.....	1	1	
82	90201-08544-00	WASHER, plate....	1	1	
83	36Y-23340-00-00	UNDERBRACKET COMP.....	1	1	
84	36Y-23346-00-00	BOLT 1.....	4	4	
85	95601-08100-00	NUT, U.....	4	4	
86	90201-08544-00	WASHER, plate.....	4	4	
87	36Y-W0009-00-00	SLEEVE & CLIP SET.....	2	2	
88	36Y-23171-00-00	PISTON, front fork	2	2	

NOTE: DO NOT use spacer P/N 36Y-23118-00-0 and upper spring seat P/N 36Y-23142-00-00 with hard front fork spring P/N 36Y-23141-10-00.

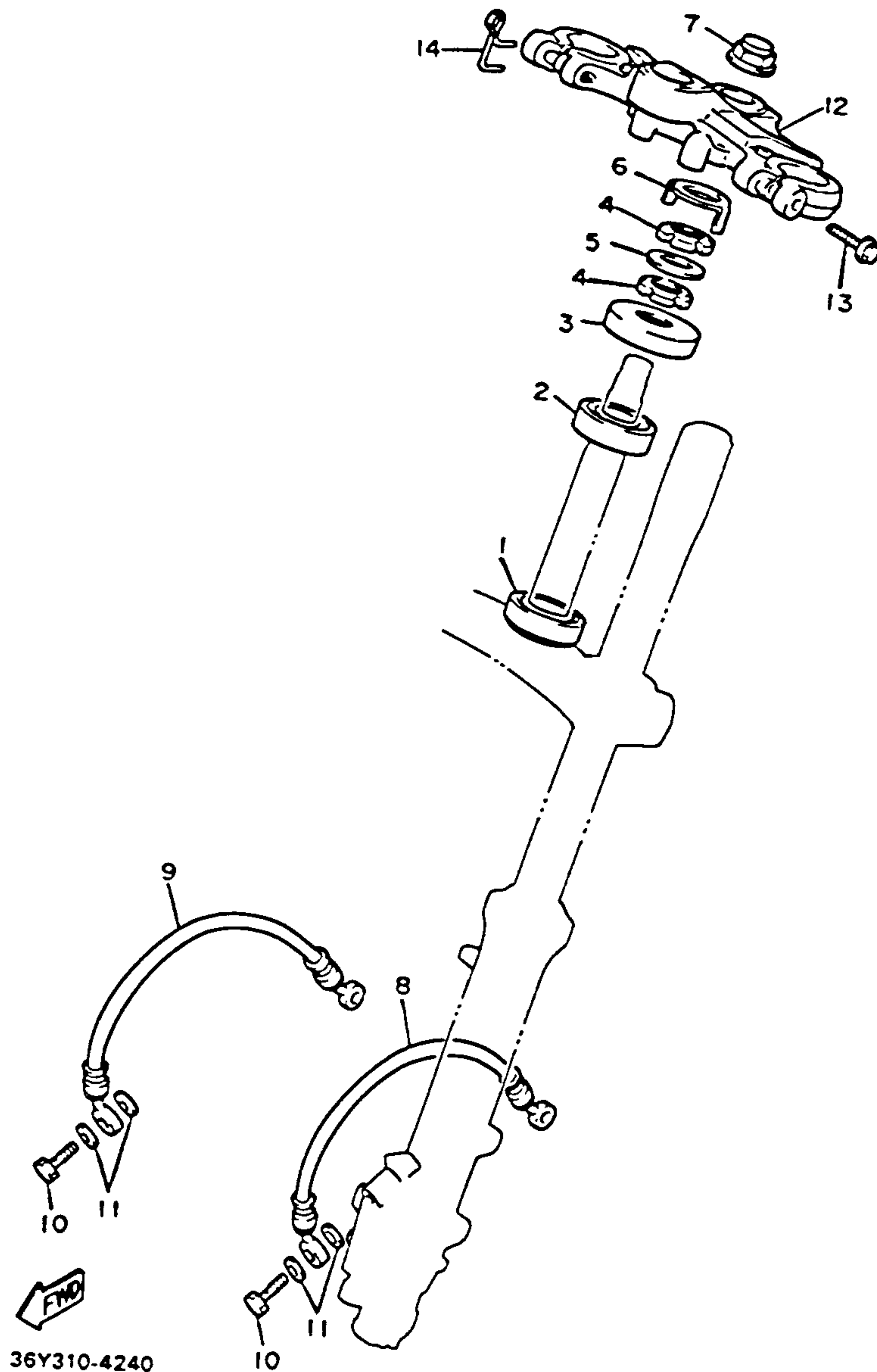
FJ1100N/NC
FJ1100L/LC

Oil Type / Level / Qty	10 Wt. Fork Oil / 141mm / 424cc (14.3 oz.)
Gas Pressure Min ~ Max / Standard	0 / 0
Spring Length Standard	383mm

E-5

AIR FILTER	B-2,3
CABLE	F-5
CAMSHAFT	A-8
CARBURETOR	B-4~7
CHAIN	A-8
CLUTCH	C-5,6
CRANKCASE	B-10,11
CRANKCASE COVER	B-12
CRANKSHAFT	A-7
CYLINDER	A-6
CYLINDER HEAD	A-5
ELECTRICAL 1	H-6
ELECTRICAL 2	H-7,8
ENGINE GUARD SET	I-1
EXHAUST	B-8,9
FAIRING 1	F-12,G-1
FENDER	D-5~8
FOOTREST	F-8,9
FRAME	D-1~4
FRONT BRAKE CALIPER	F-1
FRONT FORK	E-2~5
FRONT MASTER CYL	F-6
FRONT MASTER CYL 2	F-7
FRONT WHEEL	E-12
FUEL TANK	E-7~10
GENERATOR	C-1
GOVERNOR	C-2
HANDLEBAR	F-5
HANDLE SWITCH	H-9
HEADLIGHT	H-2
LEVER	H-9
METER	H-1
OIL COOLER	B-1
OIL FILTER	A-12
OIL PUMP	A-11
PICK UP COIL	C-2
PISTON	A-7
REAR BRAKE CALIPER	F-4
REAR MASTER CYL	F-10,11
REAR SHOCKS	E-1
REAR WHEEL	F-2,3
SEAT	E-11
SERVICE DATA	J-1,2
SHIFT CAM	C-9
SHIFT FORK	C-9
SHIFT SHAFT	C-10
SIDE COVER	D-9,10
STAND	F-8,9
STARTER	C-4
STARTING MOTOR	C-3
STEERING	E-6
SWING ARM	D-11,12
TAILLIGHT	H-3
TECHNICAL BULLETIN	K-Row
TOP END GASKET KIT	I-2
TRANSMISSION	C-7,8
URNSIGNAL	H-4,5
VALVE	A-9,10

36Y310-4250



STEERING

Ref. No.	Part Number	Description	L LC	N NC	Remarks
1	93332-00008-00	BEARING	1	1	
2	93332-00023-00	BEARING	1	1	
3	1J7-23415-00-00	COVER, ball race 1	1	1	
4	90179-25033-00	NUT.....	2	2	
5	90202-26142-00	WASHER, plate	1	1	
6	26H-23418-01-00	WASHER, special.	1	1	
7	90179-22455-00	NUT.....	1	1	
8	31A-25874-00-00	HOSE, brake (left) ...	1	1	
9	31A-25874-10-00	HOSE, brake (right)	1	1	
10	90401-10096-00	BOLT, union	2	2	
11	90201-10118-00	WASHER, plate	4	4	
12	47M-23435-00-00	CROWN, handle.....	1	1	
13	95026-08045-00	BOLT, flange.....	2	2	
14	36Y-23317-00-00	HOLDER, cable.....	1	1	

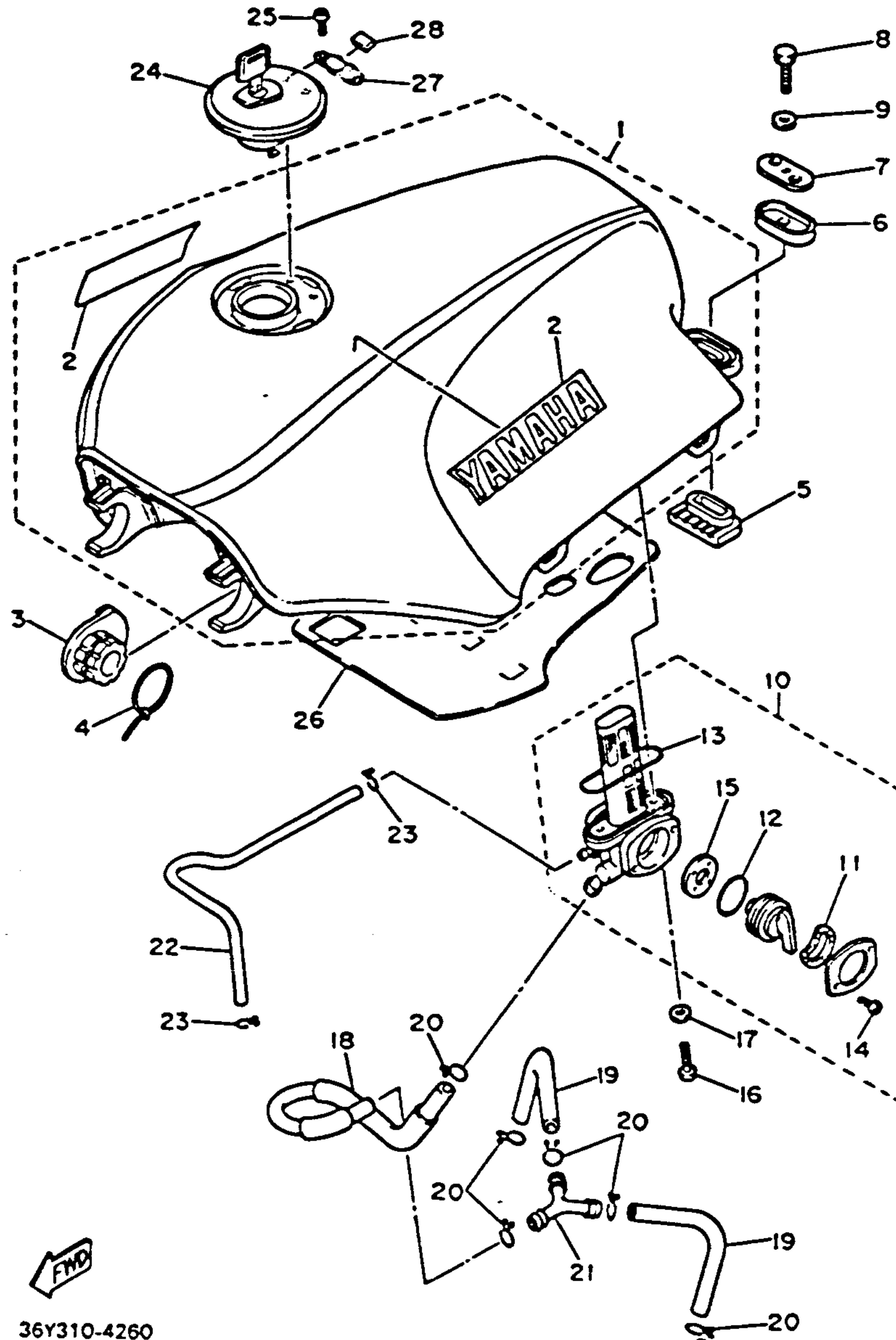
CONTENTS

AIR FILTER	B-2,3
CABLE	F-5
CAMSHAFT	A-8
CARBURETOR	B-4~7
CHAIN	A-8
CLUTCH	C-5,6
CRANKCASE	B-10,11
CRANKCASE COVER	B-12
CRANKSHAFT	A-7
CYLINDER	A-6
CYLINDER HEAD	A-5
ELECTRICAL 1	H-6
ELECTRICAL 2	H-7,8
ENGINE GUARD SET	I-1
EXHAUST	B-8,9
FAIRING 1	F-12,G-1
FENDER	D-5~8
FOOTREST	F-8,9
FRAME	D-1~4
FRONT BRAKE CALIPER	F-1
FRONT FORK	E-2~5
FRONT MASTER CYL	F-6
FRONT MASTER CYL 2	F-7
FRONT WHEEL	E-12
FUEL TANK	E-7~10
GENERATOR	C-1
GOVERNOR	C-2
HANDLEBAR	F-5
HANDLE SWITCH	H-9
HEADLIGHT	H-2
LEVER	H-9
METER	H-1
OIL COOLER	B-1
OIL FILTER	A-12
OIL PUMP	A-11
PICK UP COIL	C-2
PISTON	A-7
REAR BRAKE CALIPER	F-4
REAR MASTER CYL	F-10,11
REAR SHOCKS	E-1
REAR WHEEL	F-2,3
SEAT	E-11
SERVICE DATA	J-1,2
SHIFT CAM	C-9
SHIFT FORK	C-9
SHIFT SHAFT	C-10
SIDE COVER	D-9,10
STAND	F-8,9
STARTER	C-4
STARTING MOTOR	C-3
STEERING	E-6
SWING ARM	D-11,12
TAILLIGHT	H-3
TECHNICAL BULLETIN	K-Row
TOP END GASKET KIT	I-2
TRANSMISSION	C-7,8
URNSIGNAL	H-4,5
VALVE	A-9,10

FUEL TANK

FJ1100L/N

CONTENTS



Ref. No.	Part Number	Description	L	N	Remarks
1	36Y-24110-01-03	FUEL TANK COMP. (36Y-24110-00-03)	1		50H-002556~ Quartz Silver/ Stormy Red
	36Y-24110-01-01	FUEL TANK COMP.		1	Stormy Red/ Silky White
2	47M-24161-00-00	EMBLEM 1 (L)	2		
	36Y-24161-00-00	EMBLEM 1 (N)		2	
3	36Y-24181-01-00	DAMPER, locating 1	2	2	
4	5Y9-12491-00-00	CLAMP 1.....	2	2	
5	36Y-24182-00-00	DAMPER, locating 2	2	2	
6	3Y6-24183-00-00	DAMPER, locating 3	2	2	
7	36Y-24186-00-00	WASHER, special.	2	2	

FJ1100L/N

8	97326-06030-00	BOLT (97306-06030)	2	2	
9	92906-06600-00	WASHER, plate	2	2	
10	36Y-24500-00-00	FUEL COCK ASS'Y 1	1	1	
11	16G-24518-00-00	WASHER, wave.	1	1	
12	2G2-24534-00-00	O-RING.....	1	1	
13	2G2-24512-00-00	O-RING.....	1	1	
14	97801-03008-00	SCREW, pan head	2	2	

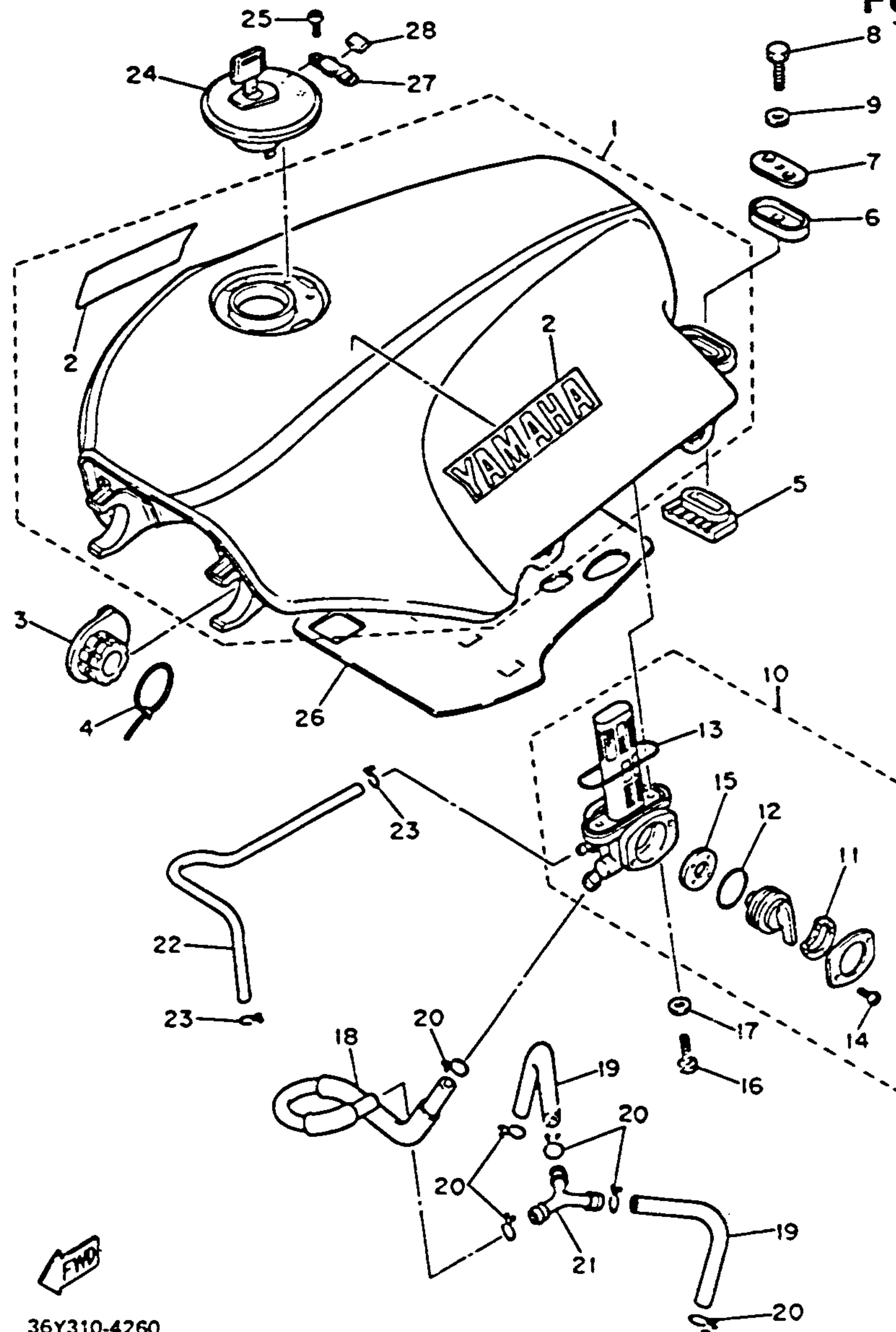
FJ1100L/N

FJ1100N/NC FJ1100L/LC

Fuel Type / Total Fuel Tank Capacity / Reserve Cap	Regular / 24.5 L (6.47 gal) / 0.5 L (0.55 qt)
--	---

AIR FILTER	B-2,3
CABLE	F-5
CAMSHAFT	A-8
CARBURETOR	B-4~7
CHAIN	A-8
CLUTCH	C-5,6
CRANKCASE	B-10,11
CRANKCASE COVER	B-12
CRANKSHAFT	A-7
CYLINDER	A-6
CYLINDER HEAD	A-5
ELECTRICAL 1	H-6
ELECTRICAL 2	H-7,8
ENGINE GUARD SET	I-1
EXHAUST	B-8,9
FAIRING 1	F-12,G-1
FENDER	D-5~8
FOOTREST	F-8,9
FRAME	D-1~4
FRONT BRAKE CALIPER	F-1
FRONT FORK	E-2~5
FRONT MASTER CYL	F-6
FRONT MASTER CYL 2	F-7
FRONT WHEEL	E-12
FUEL TANK	E-7~10
GENERATOR	C-1
GOVERNOR	C-2
HANDLEBAR	F-5
HANDLE SWITCH	H-9
HEADLIGHT	H-2
LEVER	H-9
METER	H-1
OIL COOLER	B-1
OIL FILTER	A-12
OIL PUMP	A-11
PICK UP COIL	C-2
PISTON	A-7
REAR BRAKE CALIPER	F-4
REAR MASTER CYL	F-10,11
REAR SHOCKS	E-1
REAR WHEEL	F-2,3
SEAT	E-11
SERVICE DATA	J-1,2
SHIFT CAM	C-9
SHIFT FORK	C-9
SHIFT SHAFT	C-10
SIDE COVER	D-9,10
STAND	F-8,9
STARTER	C-4
STARTING MOTOR	C-3
STEERING	E-6
SWING ARM	D-11,12
TAILLIGHT	H-3
TECHNICAL BULLETIN	K-Row
TOP END GASKET KIT	I-2
TRANSMISSION	C-7,8
URNSIGNAL	H-4,5
VALVE	A-9,10





FUEL TANK

FJ1100L/N

Ref. No.	Part Number	Description	L	N	Remarks
15	36Y-24523-00-00	VALVE	1	1	
16	90149-06008-00	SCREW	2	2	
17	90202-06010-00	WASHER, plate	2	2	
18	36Y-24312-00-00	PIPE 2	1		
19	36Y-24311-00-00	PIPE, fuel 1	2	2	
20	90467-12052-00	CLIP	6		
21	36Y-24376-00-00	PIPE, joint 1	1	1	

FJ1100L/N

22	36Y-24313-00-00	PIPE 3	1	1	
23	90467-08075-00	CLIP	2	2	
24	50H-24602-03-00	CAP ASS'Y (50H-24602-00)	1		~002555
	50H-24602-03-00	CAP ASS'Y	1	1	002556~
25	98580-05012-00	SCREW, pan head (98501-05012)	2	2	
26	36Y-24125-00-00	SEAL, air shroud 1 ...	1	1	
27	36Y-24669-00-00	COVER, hinge	1	1	
28	36Y-24665-00-00	DAMPER	1	1	

FJ1100L/N

FJ1100N/NC FJ1100L/LC

Fuel Type / Total Fuel Tank Capacity / Reserve Cap Regular / 24.5 L (11.647 gal.) / 0.5 L (0.106 qt)

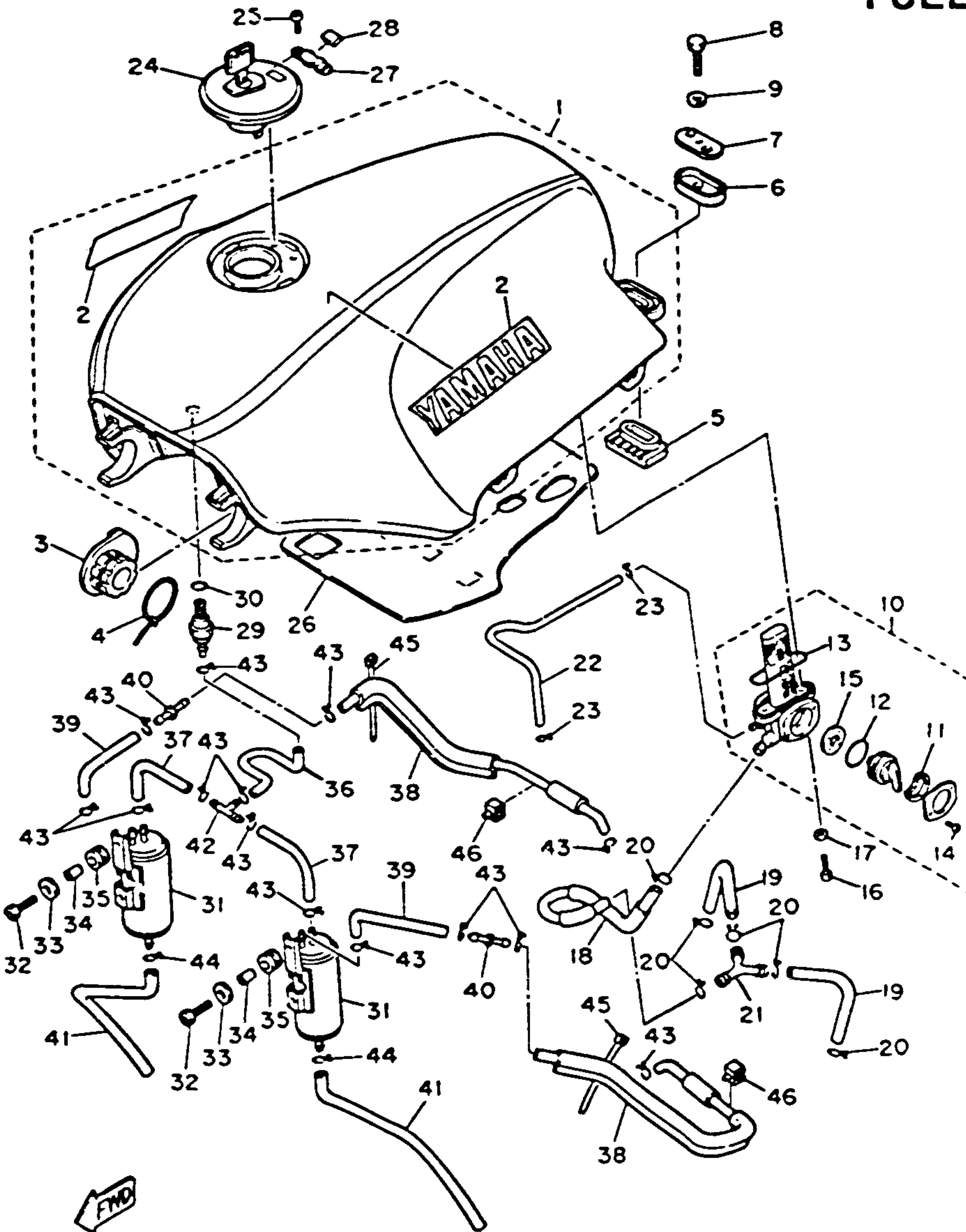
CONTENTS

AIR FILTER	B-2,3
CABLE	F-5
CAMSHAFT	A-8
CARBURETOR	B-4~7
CHAIN	A-8
CLUTCH	C-5,6
CRANKCASE	B-10,11
CRANKCASE COVER	B-12
CRANKSHAFT	A-7
CYLINDER	A-6
CYLINDER HEAD	A-5
ELECTRICAL 1	H-6
ELECTRICAL 2	H-7,8
ENGINE GUARD SET	I-1
EXHAUST	B-8,9
FAIRING 1	F-12,G-1
FENDER	D-5~8
FOOTREST	F-8,9
FRAME	D-1~4
FRONT BRAKE CALIPER	F-1
FRONT FORK	E-2~5
FRONT MASTER CYL	F-6
FRONT MASTER CYL 2	F-7
FRONT WHEEL	E-12
FUEL TANK	E-7~10
GENERATOR	C-1
GOVERNOR	C-2
HANDLEBAR	F-5
HANDLE SWITCH	H-9
HEADLIGHT	H-2
LEVER	H-9
METER	H-1
OIL COOLER	B-1
OIL FILTER	A-12
OIL PUMP	A-11
PICK UP COIL	C-2
PISTON	A-7
REAR BRAKE CALIPER	F-4
REAR MASTER CYL	F-10,11
REAR SHOCKS	E-1
REAR WHEEL	F-2,3
SEAT	E-11
SERVICE DATA	J-1,2
SHIFT CAM	C-9
SHIFT FORK	C-9
SHIFT SHAFT	C-10
SIDE COVER	D-9,10
STAND	F-8,9
STARTER	C-4
STARTING MOTOR	C-3
STEERING	E-6
SWING ARM	D-11,12
TAILLIGHT	H-3
TECHNICAL BULLETIN	K-Row
TOP END GASKET KIT	I-2
TRANSMISSION	C-7,8
URNSIGNAL	H-4,5
VALVE	A-9,10

FUEL TANK

FJ1100LC/NC

CONTENTS



47M110-4500

Ref. No.	Part Number	Description	LC	NC	Remarks
1	47M-24110-01-01	FUEL TANK COMP. (47M-24110-00-01)(LC)	1		47M-000416~ Quartz Silver/ Stormy Red/ Stormy Red/ Silky White
	47M-24110-01-02	FUEL TANK COMP.(NC)		1	
2	47M-24161-00-00	EMBLEM 1....(LC)	2		
	36Y-24161-00-00	EMBLEM 1....(NC)		2	
3	36Y-24181-01-00	DAMPER, locating 1 (36Y-24181-02)	2	2	
4	5Y9-12491-00-00	CLAMP 1.....	2	2	
5	36Y-24182-00-00	DAMPER, locating 2	2	2	
6	3Y6-24183-00-00	DAMPER, locating 3	2	2	
7	36Y-24186-00-00	WASHER, special.		2	
8	97326-06030-00	BOLT (97306-06030).	2	2	
9	92906-06600-00	WASHER, plate	2	2	
10	36Y-24500-00-00	FUEL COCK ASS'Y 1	1	1	
11	16G-24518-00-00	WASHER, wave....	1	1	

FJ1100LC/NC

12	2G2-24534-00-00	O-RING.....	1	1	
13	2G2-24512-00-00	O-RING.....	1	1	
14	97801-03008-00	SCREW, pan head	2	2	
15	36Y-24523-00-00	VALVE	1	1	
16	90149-06008-00	SCREW.....	2	2	
17	90202-06010-00	WASHER, plate	2	2	
18	36Y-24312-00-00	PIPE 2	1	1	
19	36Y-24311-00-00	PIPE, fuel 1.....	2	2	
20	90467-12052-00	CLIP.....	6	6	
21	36Y-24376-00-00	PIPE, joint 1	1	1	
22	36Y-24313-00-00	PIPE 3	1	1	
23	90467-08075-00	CLIP.....	2	2	

FJ1100LC/NC

FJ1100N/NC
FJ1100L/LC

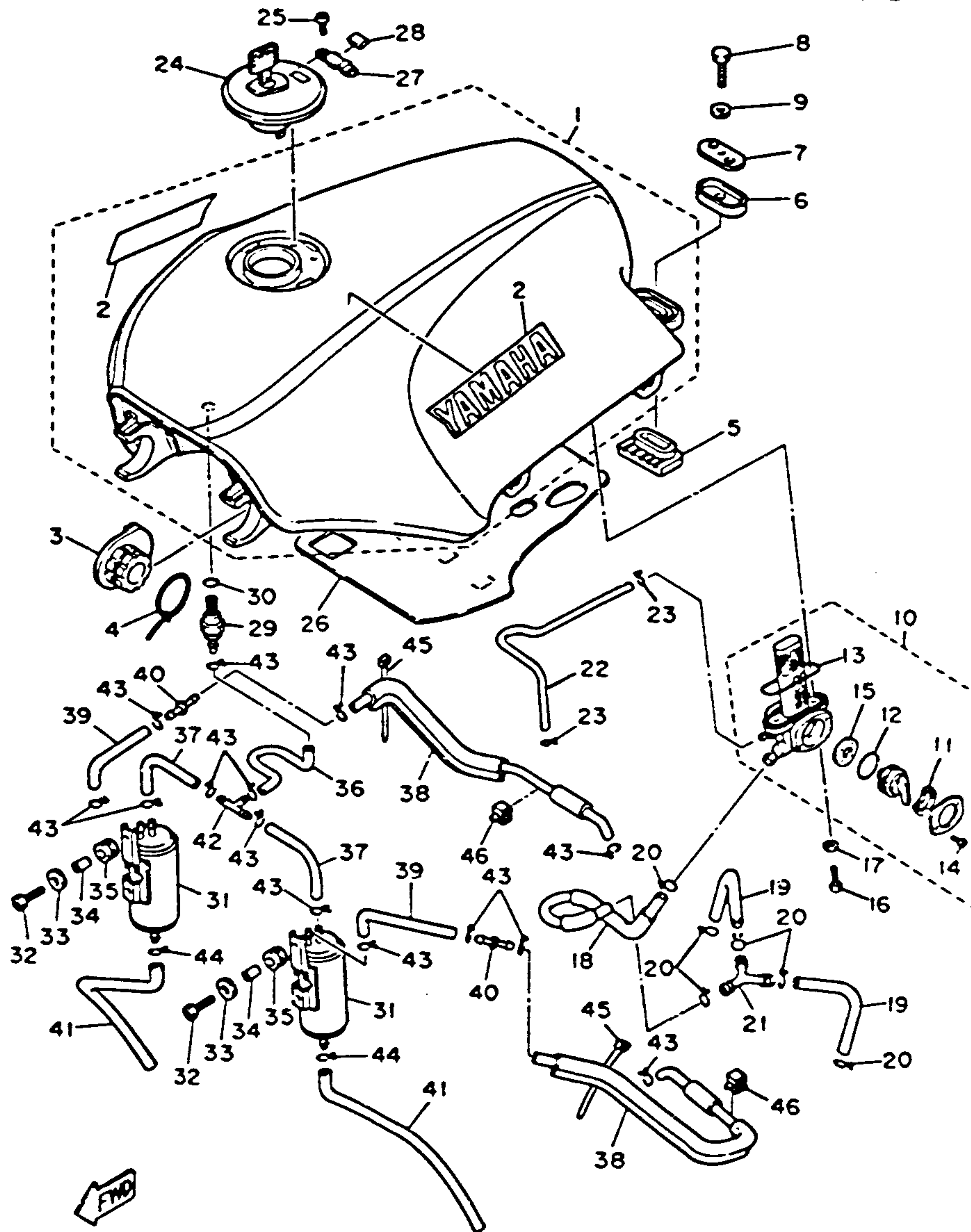
Fuel Type Total Fuel Tank Capacity Reserve Cap Regular 24.5 Ltr (6.47 gal) 0.5 Ltr (0.13 gal)

AIR FILTER	B-2,3
CABLE	F-5
CAMSHAFT	A-8
CARBURETOR	B-4~7
CHAIN	A-8
CLUTCH	C-5,6
CRANKCASE	B-10,11
CRANKCASE COVER	B-12
CRANKSHAFT	A-7
CYLINDER	A-6
CYLINDER HEAD	A-5
ELECTRICAL 1	H-6
ELECTRICAL 2	H-7,8
ENGINE GUARD SET	I-1
EXHAUST	B-8,9
FAIRING 1	F-12,G-1
FENDER	D-5~8
FOOTREST	F-8,9
FRAME	D-1~4
FRONT BRAKE CALIPER	F-1
FRONT FORK	E-2~5
FRONT MASTER CYL	F-6
FRONT MASTER CYL 2	F-7
FRONT WHEEL	E-12
FUEL TANK	E-7~10
GENERATOR	C-1
GOVERNOR	C-2
HANDLEBAR	F-5
HANDLE SWITCH	H-9
HEADLIGHT	H-2
LEVER	H-9
METER	H-1
OIL COOLER	B-1
OIL FILTER	A-12
OIL PUMP	A-11
PICK UP COIL	C-2
PISTON	A-7
REAR BRAKE CALIPER	F-4
REAR MASTER CYL	F-10,11
REAR SHOCKS	E-1
REAR WHEEL	F-2,3
SEAT	E-11
SERVICE DATA	J-1,2
SHIFT CAM	C-9
SHIFT FORK	C-9
SHIFT SHAFT	C-10
SIDE COVER	D-9,10
STAND	F-8,9
STARTER	C-4
STARTING MOTOR	C-3
STEERING	E-6
SWING ARM	D-11,12
TAILLIGHT	H-3
TECHNICAL BULLETIN	K-Row
TOP END GASKET KIT	I-2
TRANSMISSION	C-7,8
URNSIGNAL	H-4,5
VALVE	A-9,10

FUEL TANK

FJ1100LC/NC

CONTENTS



Ref. No.	Part Number	Description	LC	NC	Remarks
24	47M-24602-03-00	CAP ASS'Y	1	1	~47M-000415 47M-000416~
25	98580-05012-00	SCREW, pan head (98501-05012)	2	2	
26	36Y-24125-00-00	SEAL, air shroud 1 ...	1	1	
27	36Y-24669-00-00	COVER, hinge.....	1	1	
28	36Y-24665-00-00	DAMPER.....	1	1	
29	20K-24180-00-00	ROLL OVER VALVE ASS'Y.....	1	1	
30	93210-10166-00	O-RING	1	1	
31	47M-24170-00-00	CANISTER ASS'Y ...	2	2	
32	91316-06016-00	BOLT	4	4	
33	90201-06071-00	WASHER, plate	4	4	
34	90387-060G7-00	COLLAR.....	4	4	
35	90480-12188-00	GROMMET.....	4	4	
36	47M-24311-00-00	PIPE, fuel 1.....	1	1	

FJ1100LC/NC

37	90445-115A5-00	HOSE (90445-105A5)	2	2	
38	47M-24312-00-00	PIPE 2	2	2	
39	47M-24313-00-00	PIPE 3	2	2	
40	42H-24119-00-00	TUBE, connecting ...	2	2	
41	47M-24314-00-00	PIPE 4	2	2	
42	3H3-24376-00-00	PIPE, joint 1	1	1	
43	90467-09006-00	CLIP.....	14	14	
44	90467-11102-00	CLIP (90467-11010)	2	2	
45	90465-13169-00	CLAMP (90465-13152)	2	2	
46	90464-08020-00	CLAMP	2	2	

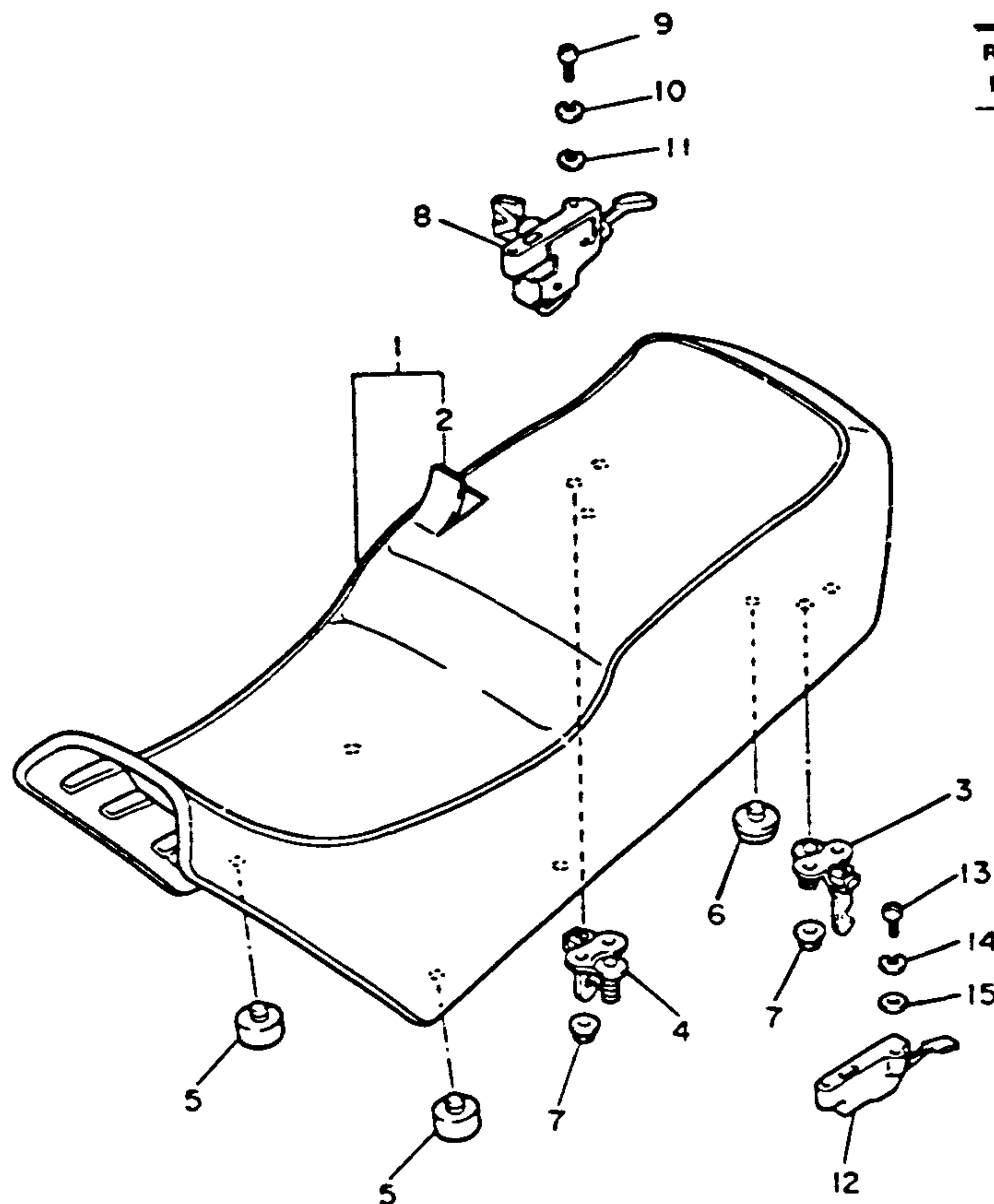
FJ1100LC/NC

FJ1100N/NC FJ1100L/LC

Fuel Type: Total Fuel Tank Capacity: Reserve Cap: Regular: 24.5 Ltr (6.47 gal) / 0.5 Ltr (0.13 gal)

AIR FILTER	B-2,3
CABLE	F-5
CAMSHAFT	A-8
CARBURETOR	B-4~7
CHAIN	A-8
CLUTCH	C-5,6
CRANKCASE	B-10,11
CRANKCASE COVER	B-12
CRANKSHAFT	A-7
CYLINDER	A-6
CYLINDER HEAD	A-5
ELECTRICAL 1	H-6
ELECTRICAL 2	H-7,8
ENGINE GUARD SET	I-1
EXHAUST	B-8,9
FAIRING 1	F-12,G-1
FENDER	D-5~8
FOOTREST	F-8,9
FRAME	D-1~4
FRONT BRAKE CALIPER	F-1
FRONT FORK	E-2~5
FRONT MASTER CYL	F-6
FRONT MASTER CYL 2	F-7
FRONT WHEEL	E-12
FUEL TANK	E-7~10
GENERATOR	C-1
GOVERNOR	C-2
HANDLEBAR	F-5
HANDLE SWITCH	H-9
HEADLIGHT	H-2
LEVER	H-9
METER	H-1
OIL COOLER	B-1
OIL FILTER	A-12
OIL PUMP	A-11
PICK UP COIL	C-2
PISTON	A-7
REAR BRAKE CALIPER	F-4
REAR MASTER CYL	F-10,11
REAR SHOCKS	E-1
REAR WHEEL	F-2,3
SEAT	E-11
SERVICE DATA	J-1,2
SHIFT CAM	C-9
SHIFT FORK	C-9
SHIFT SHAFT	C-10
SIDE COVER	D-9,10
STAND	F-8,9
STARTER	C-4
STARTING MOTOR	C-3
STEERING	E-6
SWING ARM	D-11,12
TAILLIGHT	H-3
TECHNICAL BULLETIN	K-Row
TOP END GASKET KIT	I-2
TRANSMISSION	C-7,8
URNSIGNAL	H-4,5
VALVE	A-9,10

47M110-4500



SEAT

Ref. No.	Part Number	Description	L LC	N NC	Remarks
1	36Y-W2472-00-00	DOUBLE SEAT ASS'Y	1	1	
2	36Y-24731-01-00	. COVER, seat (36Y-24731-00).....	1	1	
3	36Y-24728-00-00	BRACKET, seat.....	1	1	
4	36Y-24738-00-00	BRACKET, seat.....	1	1	
5	1T4-24741-00-00	PAD, seat.....	4	4	
6	1L9-24741-00-00	PAD, seat.....	2	2	
7	95701-06500-00	NUT, flange (95702-06100).....	4	4	
8	50H-24705-00-00	SEAT LOCK ASS'Y...	1	1	
9	92503-06015-00	SCREW, pan head (92502-06016).....	2	2	
10	92903-06100-00	WASHER, spring (92902-06100).....	2	2	
11	90201-061A5-00	WASHER (92901-06600).....	2	2	
12	36Y-24760-00-00	SEAT LEVER ASS'Y	1	1	
13	92503-06015-00	SCREW, pan head (92502-06016).....	2	2	
14	92990-06100-00	WASHER, spring (92903-06100).....	2	2	
15	92901-06600-00	WASHER (92902-06600).....	2	2	

CONTENTS

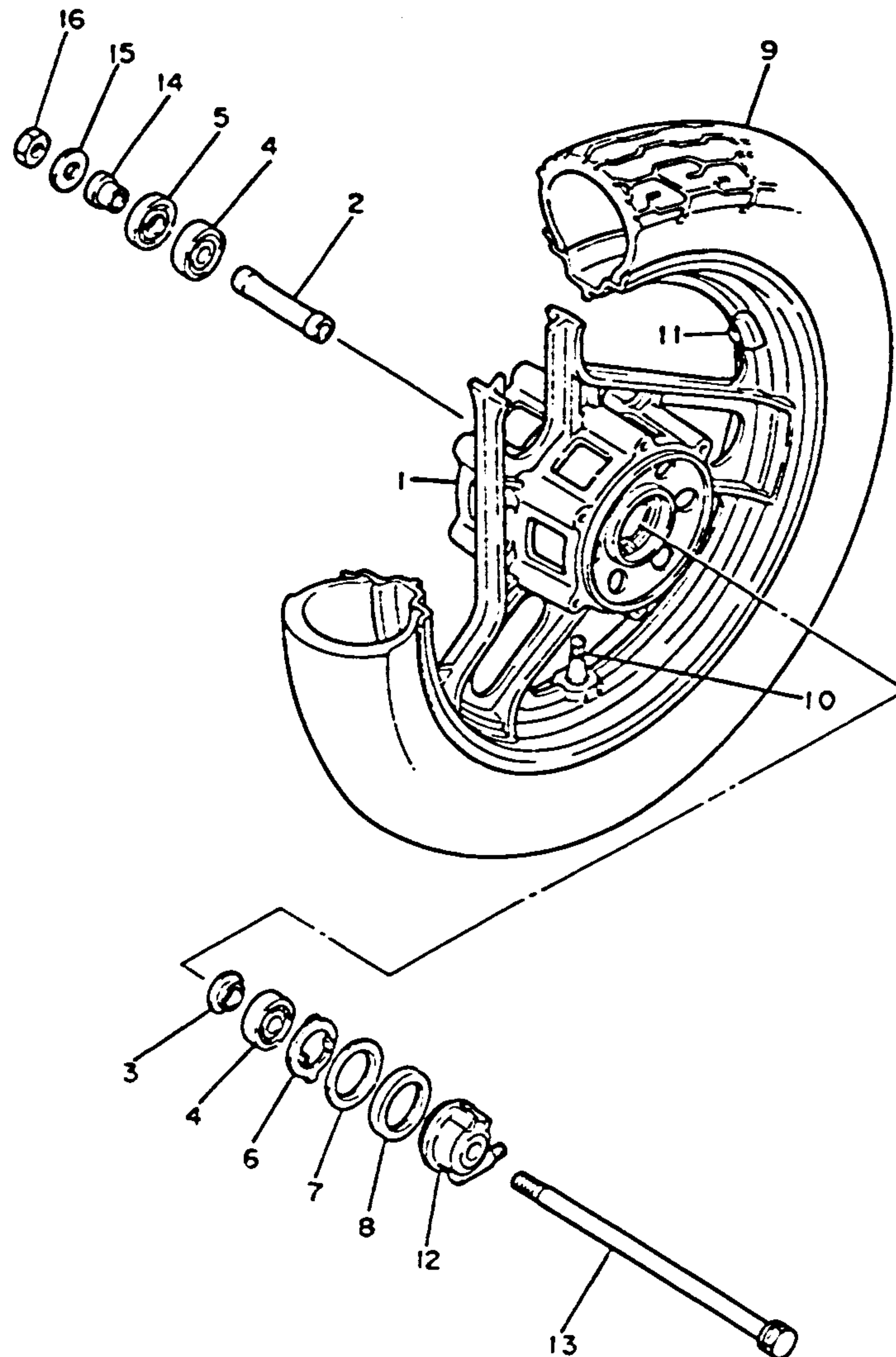
AIR FILTER	B-2,3
CABLE	F-5
CAMSHAFT	A-8
CARBURETOR	B-4~7
CHAIN	A-8
CLUTCH	C-5,6
CRANKCASE	B-10,11
CRANKCASE COVER	B-12
CRANKSHAFT	A-7
CYLINDER	A-6
CYLINDER HEAD	A-5
ELECTRICAL 1	H-6
ELECTRICAL 2	H-7,8
ENGINE GUARD SET	I-1
EXHAUST	B-8,9
FAIRING 1	F-12,G-1
FENDER	D-5~8
FOOTREST	F-8,9
FRAME	D-1~4
FRONT BRAKE CALIPER	F-1
FRONT FORK	E-2~5
FRONT MASTER CYL	F-6
FRONT MASTER CYL 2	F-7
FRONT WHEEL	E-12
FUEL TANK	E-7~10
GENERATOR	C-1
GOVERNOR	C-2
HANDLEBAR	F-5
HANDLE SWITCH	H-9
HEADLIGHT	H-2
LEVER	H-9
METER	H-1
OIL COOLER	B-1
OIL FILTER	A-12
OIL PUMP	A-11
PICK UP COIL	C-2
PISTON	A-7
REAR BRAKE CALIPER	F-4
REAR MASTER CYL	F-10,11
REAR SHOCKS	E-1
REAR WHEEL	F-2,3
SEAT	E-11
SERVICE DATA	J-1,2
SHIFT CAM	C-9
SHIFT FORK	C-9
SHIFT SHAFT	C-10
SIDE COVER	D-9,10
STAND	F-8,9
STARTER	C-4
STARTING MOTOR	C-3
STEERING	E-6
SWING ARM	D-11,12
TAILLIGHT	H-3
TECHNICAL BULLETIN	K-Row
TOP END GASKET KIT	I-2
TRANSMISSION	C-7,8
URNSIGNAL	H-4,5
VALVE	A-9,10



36Y310-4270

FRONT WHEEL

CONTENTS



Ref. No.	Part Number	Description	L LC	N NC	Remarks
1	36Y-25168-00-98	CAST WHEEL, front	1	1	Low Gloss Blk
2	90560-15255-00	SPACER	1	1	
3	146-25115-00-00	FLANGE, spacer 1 ...	1	1	
4	93306-30203-00	BEARING (B6302Z)	2	2	
5	93102-22014-00	OIL SEAL.....	1	1	
6	341-25149-00-00	CLUTCH, meter	1	1	
7	341-25846-00-00	RETAINER, clutch ...	1	1	
8	93105-45017-00	OIL SEAL.....	1	1	
9	94112-162N2-00	TIRE (120/80-V16)...	1	1	Bridgestone
10	93900-00014-00	VALVE, rim	1	1	
11	29L-25398-00-00	BALANCER, wheel (10G).....	1	1	U.N.
	29L-25398-10-00	BALANCER, wheel (20G).....	1	1	U.N.
	29L-25398-20-00	BALANCER, wheel (30G).....	1	1	U.N.
12	3M5-25190-00-00	GEAR UNIT ASS'Y...	1	1	
13	36Y-25181-00-00	AXLE, wheel	1	1	
14	90387-15550-00	COLLAR.....	1	1	
15	92990-14200-00	WASHER, plain (92901-14200)	1	1	
16	90185-14070-00	NUT, self-locking	1	1	

FJ1100L/LC FJ1100N/NC

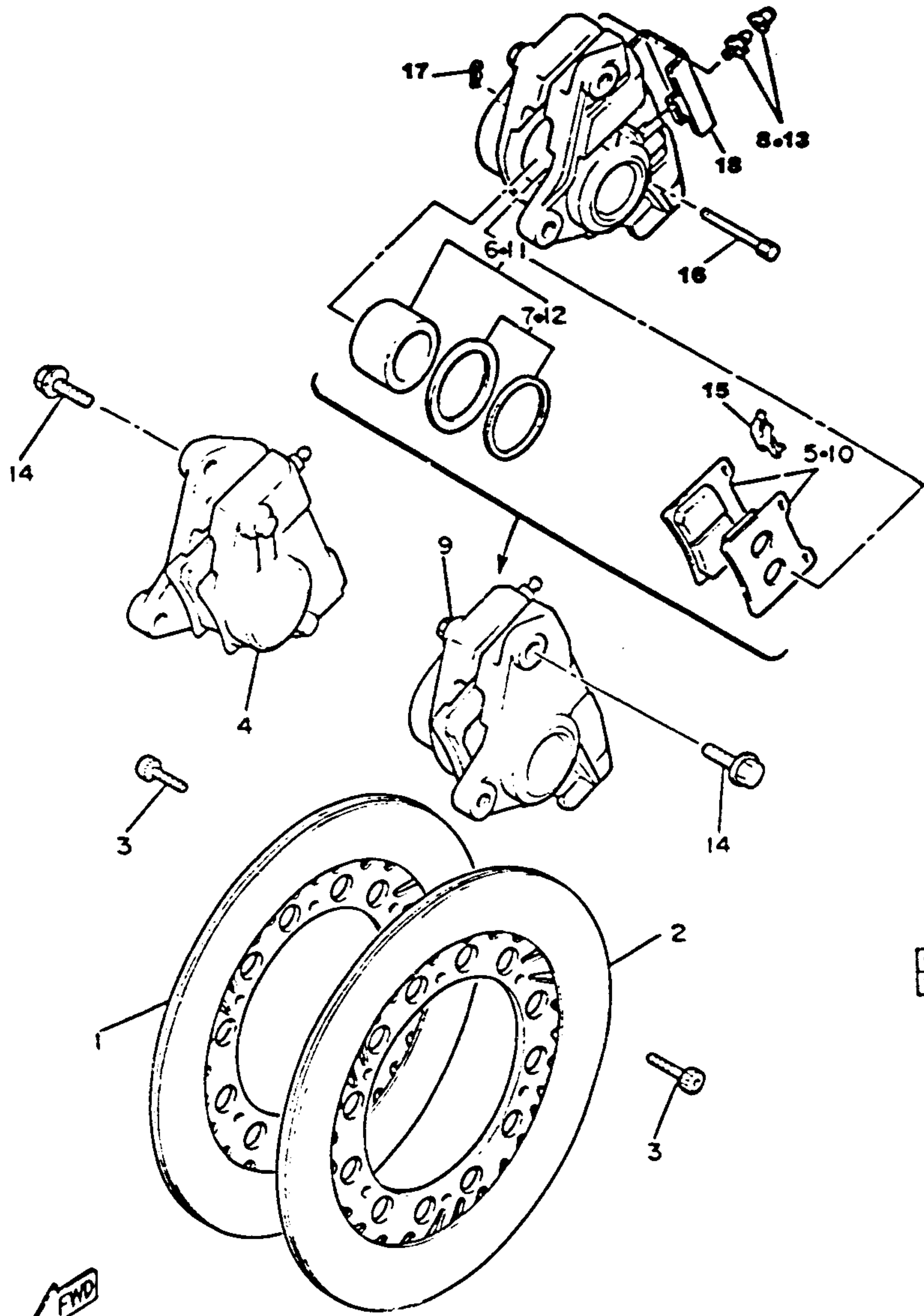
Front Axle Nut	M14 7.8 m-tg (56 N/1b)
Front Axle Holder Nut	M16 2.0 m-tg (14 N/1b)
Minimum Brake Lining Thickness Front / Rear	0.5mm / 0.5mm
Tire Size (Nominal Pressure) Front / Rear	120 80-V16 (33 psi) / 150 80-V16 (36 psi)

AIR FILTER	B-2,3
CABLE	F-5
CAMSHAFT	A-8
CARBURETOR	B-4~7
CHAIN	A-9
CLUTCH	C-5,6
CRANKCASE	B-10,11
CRANKCASE COVER	B-12
CRANKSHAFT	A-7
CYLINDER	A-6
CYLINDER HEAD	A-5
ELECTRICAL 1	H-6
ELECTRICAL 2	H-7,8
ENGINE GUARD SET	I-1
EXHAUST	B-8,9
FAIRING 1	F-12,G-1
FENDER	D-5~8
FOOTREST	F-8,9
FRAME	D-1~4
FRONT BRAKE CALIPER	F-1
FRONT FORK	E-2~5
FRONT MASTER CYL	F-6
FRONT MASTER CYL 2	F-7
FRONT WHEEL	E-12
FUEL TANK	E-7~10
GENERATOR	C-1
GOVERNOR	C-2
HANDLEBAR	F-5
HANDLE SWITCH	H-9
HEADLIGHT	H-2
LEVER	H-9
METER	H-1
OIL COOLER	B-1
OIL FILTER	A-12
OIL PUMP	A-11
PICK UP COIL	C-2
PISTON	A-7
REAR BRAKE CALIPER	F-4
REAR MASTER CYL	F-10,11
REAR SHOCKS	E-1
REAR WHEEL	F-2,3
SEAT	E-11
SERVICE DATA	J-1,2
SHIFT CAM	C-9
SHIFT FORK	C-9
SHIFT SHAFT	C-10
SIDE COVER	D-9,10
STAND	F-8,9
STARTER	C-4
STARTING MOTOR	C-3
STEERING	E-6
SWING ARM	D-11,12
TAILLIGHT	H-3
TECHNICAL BULLETIN	K-Row
TOP END GASKET KIT	I-2
TRANSMISSION	C-7,8
URNSIGNAL	H-4,5
VALVE	A-9,10



FRONT BRAKE - CALIPER

CONTENTS



Ref. No.	Part Number	Description	L LC	N NC	Remarks
1	36Y-25831-00-00	DISC, brake (right) ...	1	1	
2	36Y-25831-10-00	DISC, brake (left)	1	1	
3	90109-08718-00	BOLT	12	12	
4	41Y-25810-00-00	CALIPER ASS'Y (right)	1	1	
5	26H-W0045-10-00	BRAKE PAD KIT, front (26H-W0045-01)	1	1	
6	31A-W0057-00-00	PISTON ASS'Y, caliper.....	1	1	
7	31A-W0047-00-00	.. CALIPER SEAL KIT	1	1	
8	26H-W0048-00-00	BLEED SCREW KIT	1	1	
9	41Y-25810-10-00	CALIPER ASS'Y (left)	1	1	
10	26H-W0045-10-00	BRAKE PAD KIT, front (26H-W0045-01)	1	1	
11	31A-W0057-00-00	PISTON ASS'Y, caliper	1	1	
12	31A-W0047-00-00	.. CALIPER SEAL KIT	1	1	
13	26H-W0048-00-00	BLEED SCREW KIT	1	1	
14	90105-10308-00	BOLT, washer based	4	4	
15	26H-25919-00-00	CROSS SPRING.....	1	1	
16	26H-25924-00-00	PAD PIN	1	1	
17	26H-25925-00-00	CLIP.....	1	1	
18	41Y-25836-00-00	COVER, dust	1	1	

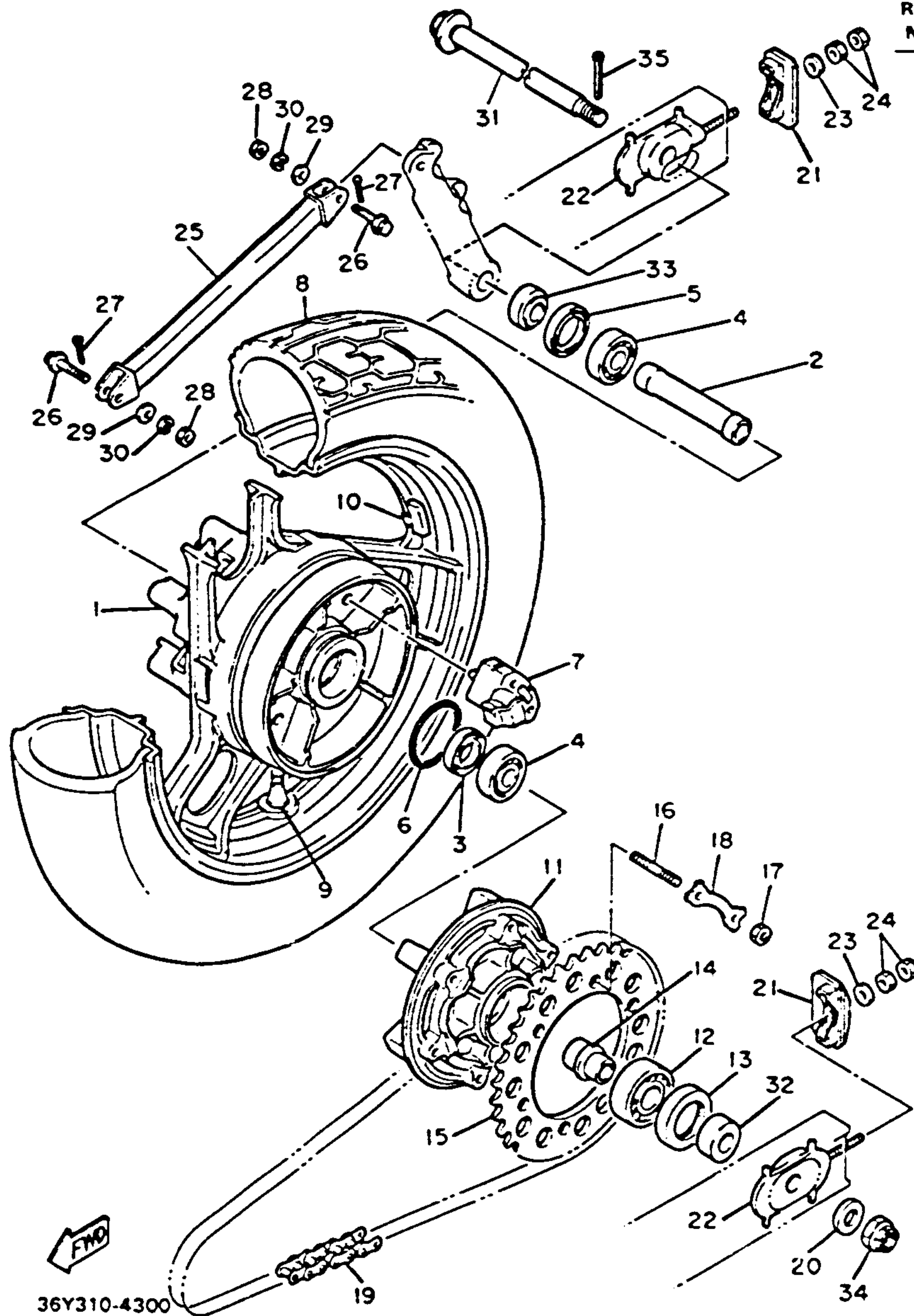
FJ1100N/NC
FJ1100L/LC

Minimum Brake Lining Thickness Front / Rear	0.5mm / 0.5mm
Tire Size (Nominal Pressure) Front / Rear	120/80-V16 (33 psi) / 150/80-V16 (36 psi)

AIR FILTER	B-2,3
CABLE	F-5
CAMSHAFT	A-8
CARBURETOR	B-4~7
CHAIN	A-8
CLUTCH	C-5,6
CRANKCASE	B-10,11
CRANKCASE COVER	B-12
CRANKSHAFT	A-7
CYLINDER	A-6
CYLINDER HEAD	A-5
ELECTRICAL 1	H-6
ELECTRICAL 2	H-7,8
ENGINE GUARD SET	I-1
EXHAUST	B-8,9
FAIRING 1	F-12,G-1
FENDER	D-5~8
FOOTREST	F-8,9
FRAME	D-1~4
FRONT BRAKE CALIPER	F-1
FRONT FORK	E-2~5
FRONT MASTER CYL	F-6
FRONT MASTER CYL 2	F-7
FRONT WHEEL	E-12
FUEL TANK	E-7~10
GENERATOR	C-1
GOVERNOR	C-2
HANDLEBAR	F-5
HANDLE SWITCH	H-9
HEADLIGHT	H-2
LEVER	H-9
METER	H-1
OIL COOLER	B-1
OIL FILTER	A-12
OIL PUMP	A-11
PICK UP COIL	C-2
PISTON	A-7
REAR BRAKE CALIPER	F-4
REAR MASTER CYL	F-10,11
REAR SHOCKS	E-1
REAR WHEEL	F-2,3
SEAT	E-11
SERVICE DATA	J-1,2
SHIFT CAM	C-9
SHIFT FORK	C-9
SHIFT SHAFT	C-10
SIDE COVER	D-9,10
STAND	F-8,9
STARTER	C-4
STARTING MOTOR	C-3
STEERING	E-6
SWING ARM	D-11,12
TAILLIGHT	H-3
TECHNICAL BULLETIN	K-Row
TOP END GASKET KIT	I-2
TRANSMISSION	C-7,8
TURN SIGNAL	H-4,5
VALVE	A-9,10

REAR WHEEL

CONTENTS

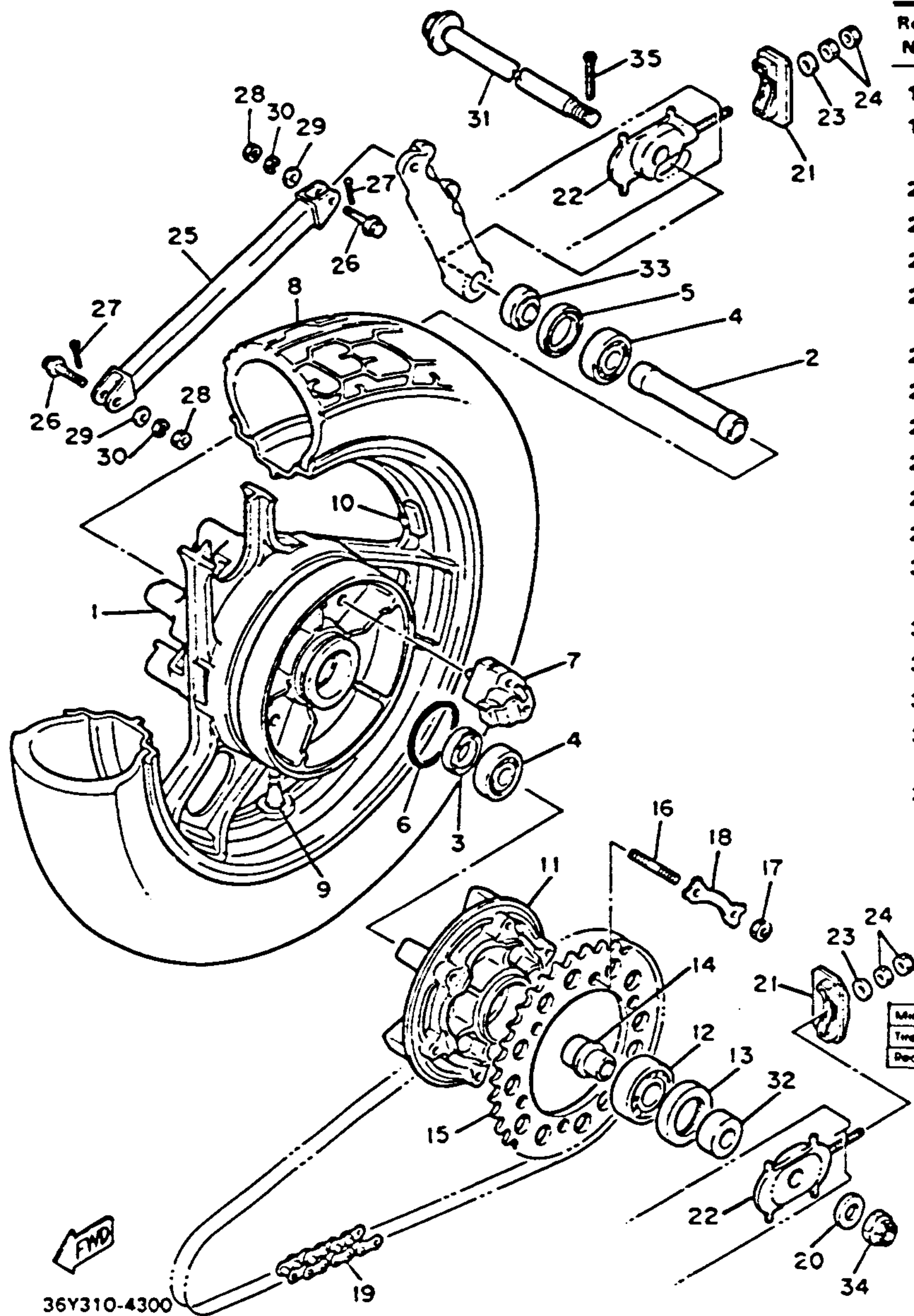


Ref. No.	Part Number	Description	L LC	N NC	Remarks
1	36Y-25338-00-98	CAST WHEEL rear	1	1	Low Gloss Blk
2	90560-20254-00	SPACER	1	1	
3	2H7-25315-00-00	FLANGE, spacer.....	1	1	
4	93306-30417-00	BEARING (B6304ZZ)	2	2	
5	93105-40020-00	OIL SEAL.....	1	1	
6	93210-64488-00	O-RING	1	1	
7	5A8-25364-00-00	DAMPER.....	5	5	
8	94115-162N3-00	TIRE (150/80-V16)...	1	1	Bridgestone
9	93900-00014-00	VALVE, rim	1	1	
10	29L-25398-00-00	BALANCER, wheel (10G)	1	1	U.N.
	29L-25398-10-00	BALANCER, wheel (20G)	1	1	U.N.
	29L-25398-20-00	BALANCER, wheel (30G)	1	1	U.N.
11	36Y-25366-00-00	CLUTCH, HUB	1	1	
12	93306-30522-00	BEARING (B6305ZZ)	1	1	
13	93102-42260-00	OIL SEAL.....	1	1	
14	36Y-25377-00-00	COLLAR, wheel	1	1	
15	36Y-25442-20-33	SPROCKET, driven (42T).....	1	1	Yamaha Black
16	90116-10449-00	BOLT, stud	6	6	
17	90170-10219-00	NUT.....	6	6	

FJ1100N/NC
FJ1100L/LC

Minimum Brake Lining Thickness Front / Rear	0.5mm / 0.5mm
Tire Size (Nominal Pressure) Front / Rear	120 80-V16 (33 psi) / 150 80-V16 (36 psi)
Rear Axle Nut	M18 15.0 m-tg (110 Rmbl)
Rear Axle Pinch Bolt	•

AIR FILTER	B-2,3
CABLE	F-5
CAMSHAFT	A-8
CARBURETOR	B-4~7
CHAIN	A-8
CLUTCH	C-5,6
CRANKCASE	B-10,11
CRANKCASE COVER	B-12
CRANKSHAFT	A-7
CYLINDER	A-6
CYLINDER HEAD	A-5
ELECTRICAL 1	H-6
ELECTRICAL 2	H-7,8
ENGINE GUARD SET	I-1
EXHAUST	B-8,9
FAIRING 1	F-12,G-1
FENDER	D-5~8
FOOTREST	F-8,9
FRAME	D-1~4
FRONT BRAKE CALIPER	F-1
FRONT FORK	E-2~5
FRONT MASTER CYL	F-6
FRONT MASTER CYL 2	F-7
FRONT WHEEL	E-12
FUEL TANK	E-7~10
GENERATOR	C-1
GOVERNOR	C-2
HANDLEBAR	F-5
HANDLE SWITCH	H-9
HEADLIGHT	H-2
LEVER	H-9
METER	H-1
OIL COOLER	B-1
OIL FILTER	A-12
OIL PUMP	A-11
PICK UP COIL	C-2
PISTON	A-7
REAR BRAKE CALIPER	F-4
REAR MASTER CYL	F-10,11
REAR SHOCKS	E-1
REAR WHEEL	F-2,3
SEAT	E-11
SERVICE DATA	J-1,2
SHIFT CAM	C-9
SHIFT FORK	C-9
SHIFT SHAFT	C-10
SIDE COVER	D-9,10
STAND	F-8,9
STARTER	C-4
STARTING MOTOR	C-3
STEERING	E-6
SWING ARM	D-11,12
TAILLIGHT	H-3
TECHNICAL BULLETIN	K-Row
TOP END GASKET KIT	F-2
TRANSMISSION	C-7,8
URNSIGNAL	H-4,5
VALVE	A-9,10



REAR WHEEL

Ref. No.	Part Number	Description	L LC	N NC	Remarks
18	36Y-25412-00-00	WASHER.....	3	3	
19	94580-94110-00	CHAIN (94580-62110) (DID50ZL-110L)	1	1	
20	90201-18264-00	WASHER, plate	1	1	
21	36Y-25389-00-00	PULLER, chain 2	2	2	
22	36Y-25388-00-00	PULLER, chain 1	2	2	
23	92903-08200-00	WASHER, plain (92901-08200)	2	2	
24	95301-08600-00	NUT	4	4	
25	36Y-25371-00-00	BAR, tension.....	1	1	
26	90105-08315-00	BOLT, washer based	2	2	
27	91401-20020-00	PIN, cotter.....	2	2	
28	95301-08700-00	NUT	2	2	
29	92901-08600-00	WASHER, plate	2	2	
30	92990-08100-00	WASHER, spring (92903-08100)	2	2	
31	36Y-25381-00-00	AXLE, wheel.....	1	1	
32	90387-205K3-00	COLLAR.....	1	1	
33	90387-200J2-00	COLLAR.....	1	1	
34	90171-18043-00	NUT, castle (90171-18008)	1	1	
35	91401-40040-00	PIN, cotter.....	1	1	

FJ1100N/NC
FJ1100L/LC

Minimum Brake Lining Thickness Front / Rear	0.5mm / 0.5mm
Tire Size (Nominal Pressure) Front / Rear	120-80-V16 (33 psi) / 150-80-V16 (36 psi)
Rear Axle Nut	M18 15.0 m-kg (110 ft-lb)

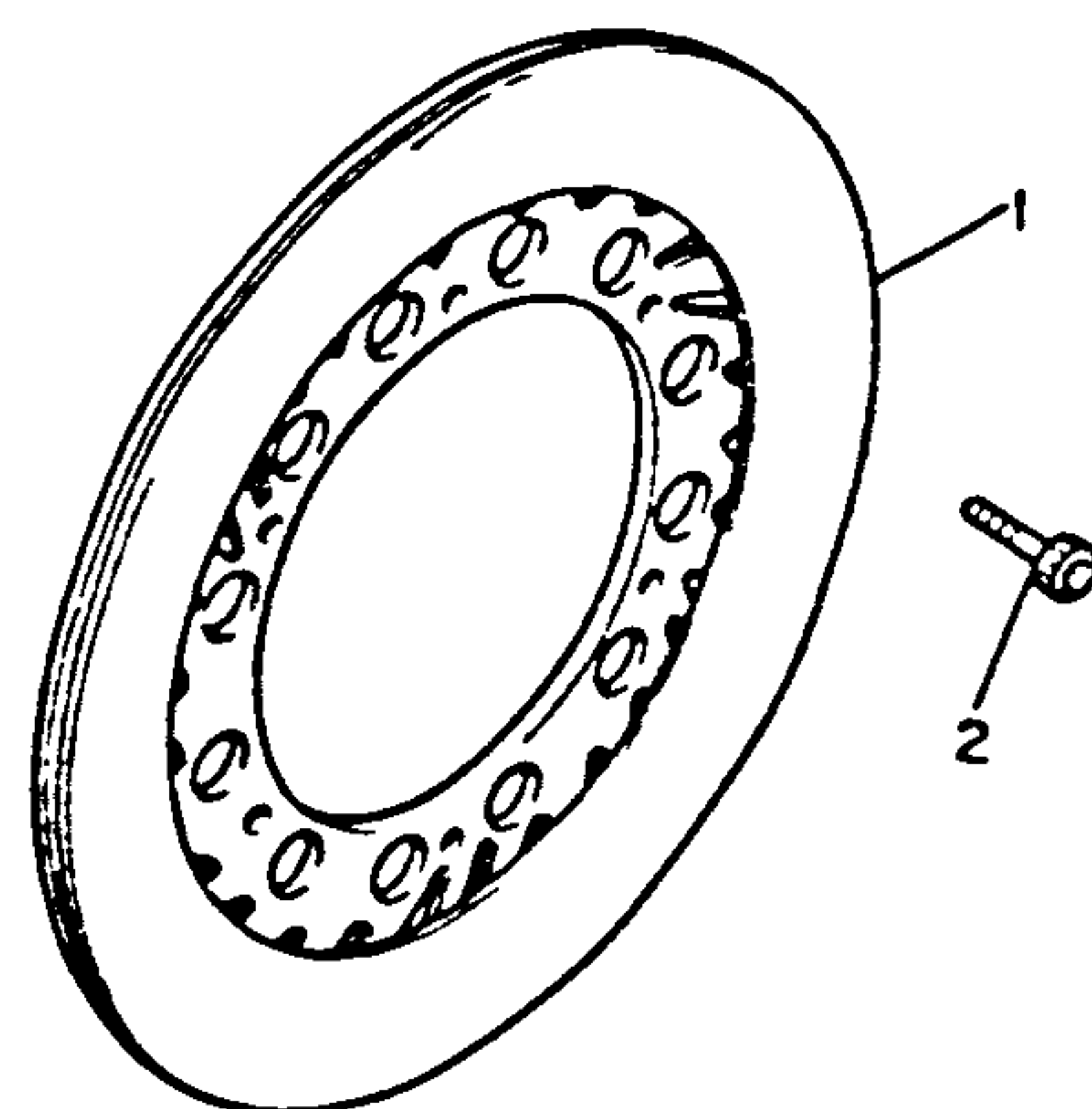
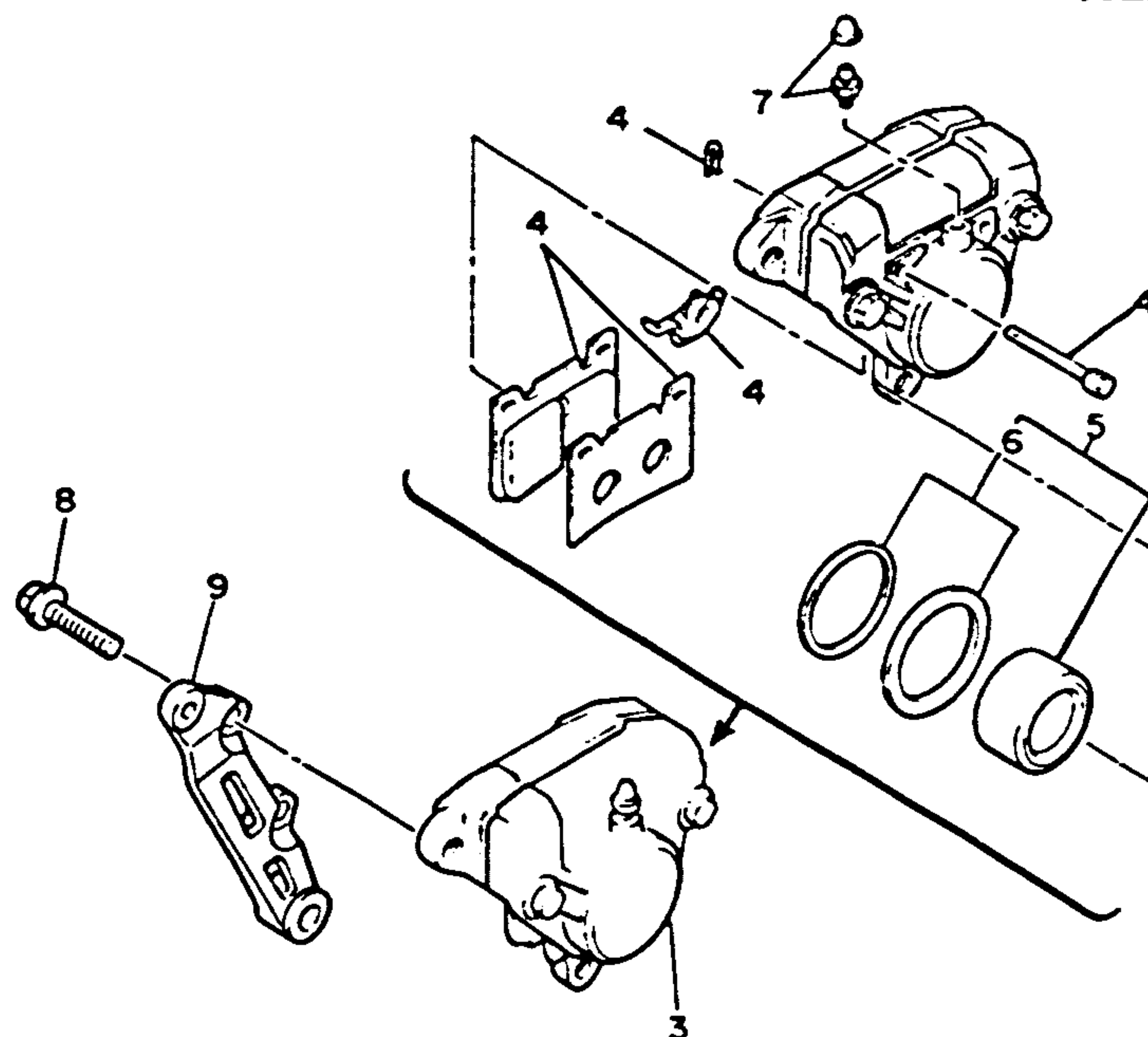
CONTENTS

AIR FILTER	B-2,3
CABLE	F-5
CAMSHAFT	A-8
CARBURETOR	B-4~7
CHAIN	A-8
CLUTCH	C-5,6
CRANKCASE	B-10,11
CRANKCASE COVER	B-12
CRANKSHAFT	A-7
CYLINDER	A-6
CYLINDER HEAD	A-5
ELECTRICAL 1	H-6
ELECTRICAL 2	H-7,8
ENGINE GUARD SET	I-1
EXHAUST	B-8,9
FAIRING 1	F-12,G-1
FENDER	D-5~8
FOOTREST	F-8,9
FRAME	D-1~4
FRONT BRAKE CALIPER	F-1
FRONT FORK	E-2~5
FRONT MASTER CYL	F-6
FRONT MASTER CYL 2	F-7
FRONT WHEEL	E-12
FUEL TANK	E-7~10
GENERATOR	C-1
GOVERNOR	C-2
HANDLEBAR	F-5
HANDLE SWITCH	H-9
HEADLIGHT	H-2
LEVER	H-9
METER	H-1
OIL COOLER	B-1
OIL FILTER	A-12
OIL PUMP	A-11
PICK UP COIL	C-2
PISTON	A-7
REAR BRAKE CALIPER	F-4
REAR MASTER CYL	F-10,11
REAR SHOCKS	E-1
REAR WHEEL	F-2,3
SEAT	E-11
SERVICE DATA	J-1,2
SHIFT CAM	C-9
SHIFT FORK	C-9
SHIFT SHAFT	C-10
SIDE COVER	D-9,10
STAND	F-8,9
STARTER	C-4
STARTING MOTOR	C-3
STEERING	E-6
SWING ARM	D-11,12
TAILLIGHT	H-3
TECHNICAL BULLETIN	K-Row
TOP END GASKET KIT	I-2
TRANSMISSION	C-7,8
URNSIGNAL	H-4,5
VALVE	A-9,10

REAR BRAKE CALIPER

CONTENTS

Ref. No.	Part Number	Description	L LC	N NC	Remarks
1	36Y-25831-00-00	DISC, brake (right)...	1	1	
2	90109-08718-00	BOLT	6	6	
3	41Y-25810-51-00	CALIPER ASS'Y (41Y-25810-50)	1	1	
4	31A-W0046-00-00	BRAKE PAD KIT, rear	1	-	
5	31A-W0057-00-00	PISTON ASS'Y, caliper	1	1	
6	31A-W0047-00-00	CALIPER SEAL KIT	1	1	
7	26H-W0048-00-00	BLEED SCREW KIT	1	1	
8	90105-10308-00	BOLT, washer based	2	2	
9	36Y-25819-00-00	BRACKET, caliper ...	1	1	



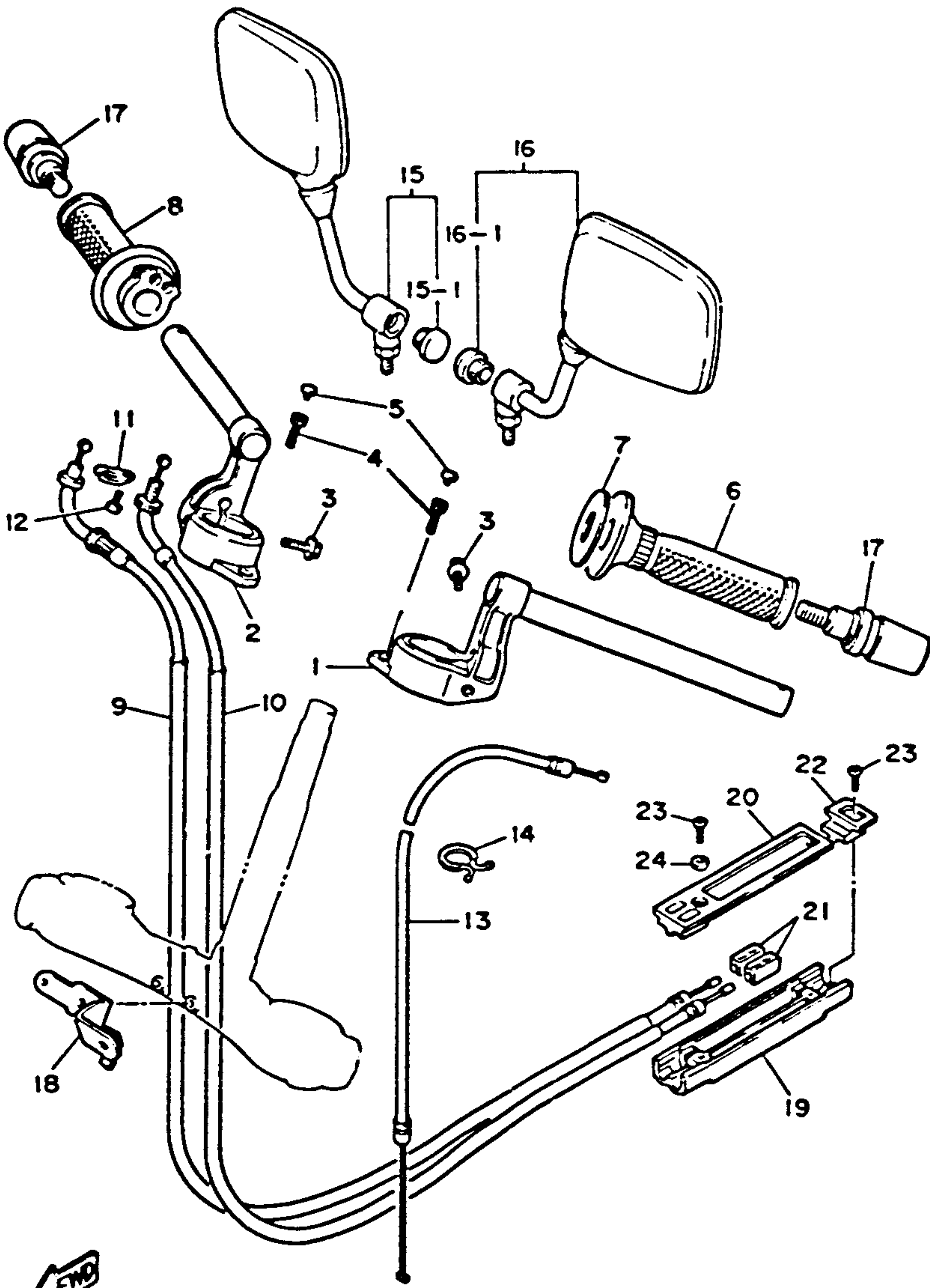
36Y310-4310

F-4

AIR FILTER	B-2,3
CABLE	F-5
CAMSHAFT	A-8
CARBURETOR	B-4~7
CHAIN	A-8
CLUTCH	C-5,6
CRANKCASE	B-10,11
CRANKCASE COVER	B-12
CRANKSHAFT	A-7
CYLINDER	A-6
CYLINDER HEAD	A-5
ELECTRICAL 1	H-6
ELECTRICAL 2	H-7,8
ENGINE GUARD SET	I-1
EXHAUST	B-8,9
FAIRING 1	F-12,G-1
FENDER	D-5~8
FOOTREST	F-8,9
FRAME	D-1~4
FRONT BRAKE CALIPER	F-1
FRONT FORK	E-2~5
FRONT MASTER CYL	F-6
FRONT MASTER CYL 2	F-7
FRONT WHEEL	E-12
FUEL TANK	E-7~10
GENERATOR	C-1
GOVERNOR	C-2
HANDLEBAR	F-5
HANDLE SWITCH	H-9
HEADLIGHT	H-2
LEVER	H-9
METER	H-1
OIL COOLER	B-1
OIL FILTER	A-12
OIL PUMP	A-11
PICK UP COIL	C-2
PISTON	A-7
REAR BRAKE CALIPER	F-4
REAR MASTER CYL	F-10,11
REAR SHOCKS	E-1
REAR WHEEL	F-2,3
SEAT	E-11
SERVICE DATA	J-1,2
SHIFT CAM	C-9
SHIFT FORK	C-9
SHIFT SHAFT	C-10
SIDE COVER	D-9,10
STAND	F-8,9
STARTER	C-4
STARTING MOTOR	C-3
STEERING	E-6
SWING ARM	D-11,12
TAILLIGHT	H-3
TECHNICAL BULLETIN	K-Row
TOP END GASKET KIT	I-2
TRANSMISSION	C-7,8
URNSIGNAL	H-4,5
VALVE	A-9,10

HANDLEBAR - CABLE

CONTENTS



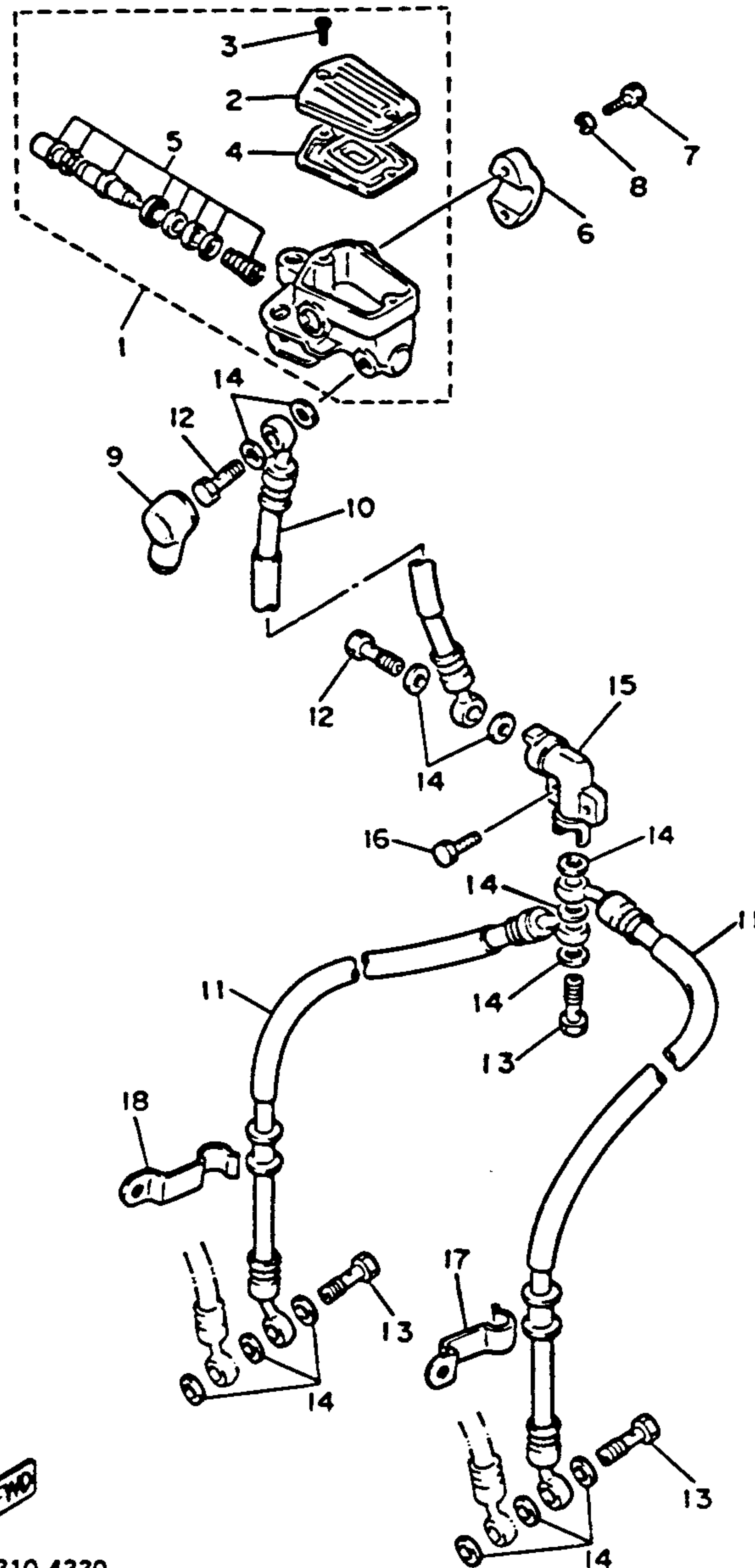
50J171-4320

Ref. No.	Part Number	Description	L LC	N NC	Remarks
1	36Y-26121-00-00	HANDLEBAR (L.H.)	1	1	
2	36Y-26122-00-00	HANDLEBAR (R.H.)	1	1	
3	95026-08035-00	BOLT, flange.....	2	2	
4	91316-06016-00	BOLT	2	2	
5	2H9-23469-00-00	CAP, bolt.....	2	2	
6	31A-26241-00-00	GRIP (L.H.)	1	1	
7	31A-26249-00-00	RING, leaf.....	1	1	
8	36Y-26240-00-00	GRIP ASS'Y	1	1	
9	36Y-26311-01-00	CABLE, throttle 1....	1	1	
10	36Y-26312-01-00	CABLE, throttle 2....	1	1	
11	5H0-26393-00-00	HOLDER	1	1	
12	98506-05008-00	SCREW, pan head ...	1	1	
13	31A-26331-00-00	CABLE, starter 1....	1	1	
14	90464-23041-00	CLAMP	1	1	
15	47M-26290-00-00	BACK MIRROR ASS'Y (right)	1	1	
15-1	36Y-26133-00-00	. CAP, mirror	1	1	
16	47M-26290-10-00	BACK MIRROR ASS'Y (left)	1	1	
16-1	36Y-26133-00-00	. CAP, mirror	1	1	
17	36Y-26246-00-00	END, grip.....	2	2	
18	36Y-21343-00-00	BRACKET, horn	1	1	
19	36Y-26261-00-00	CONNECTOR, cable	1	1	
20	36Y-26262-00-00	CAP, cable connector	1	1	
21	26H-26244-01-00	SLIDER, throttle....	2	2	
22	36Y-26272-00-00	CAP	1	1	
23	97706-30112-00	SCREW, tapping....	3	3	
24	92906-03200-00	WASHER.....	2	2	

AIR FILTER	B-2,3
CABLE	F-5
CAMSHAFT	A-8
CARBURETOR	B-4~7
CHAIN	A-8
CLUTCH	C-5,6
CRANKCASE	B-10,11
CRANKCASE COVER	B-12
CRANKSHAFT	A-7
CYLINDER	A-6
CYLINDER HEAD	A-5
ELECTRICAL 1	H-6
ELECTRICAL 2	H-7,8
ENGINE GUARD SET	I-1
EXHAUST	B-8,9
FAIRING 1	F-12,G-1
FENDER	D-5~8
FOOTREST	F-8,9
FRAME	D-1~4
FRONT BRAKE CALIPER	F-1
FRONT FORK	E-2~5
FRONT MASTER CYL	F-6
FRONT MASTER CYL 2	F-7
FRONT WHEEL	E-12
FUEL TANK	E-7~10
GENERATOR	C-1
GOVERNOR	C-2
HANDLEBAR	F-5
HANDLE SWITCH	H-9
HEADLIGHT	H-2
LEVER	H-9
METER	H-1
OIL COOLER	B-1
OIL FILTER	A-12
OIL PUMP	A-11
PICK UP COIL	C-2
PISTON	A-7
REAR BRAKE CALIPER	F-4
REAR MASTER CYL	F-10,11
REAR SHOCKS	E-1
REAR WHEEL	F-2,3
SEAT	E-11
SERVICE DATA	J-1,2
SHIFT CAM	C-9
SHIFT FORK	C-9
SHIFT SHAFT	C-10
SIDE COVER	D-9,10
STAND	F-8,9
STARTER	C-4
STARTING MOTOR	C-3
STEERING	E-6
SWING ARM	D-11,12
TAILLIGHT	H-3
TECHNICAL BULLETIN	K-Row
TOP END GASKET KIT	I-2
TRANSMISSION	C-7,8
URNSIGNAL	H-4,5
VALVE	A-9,10

FRONT MASTER CYLINDER

CONTENTS



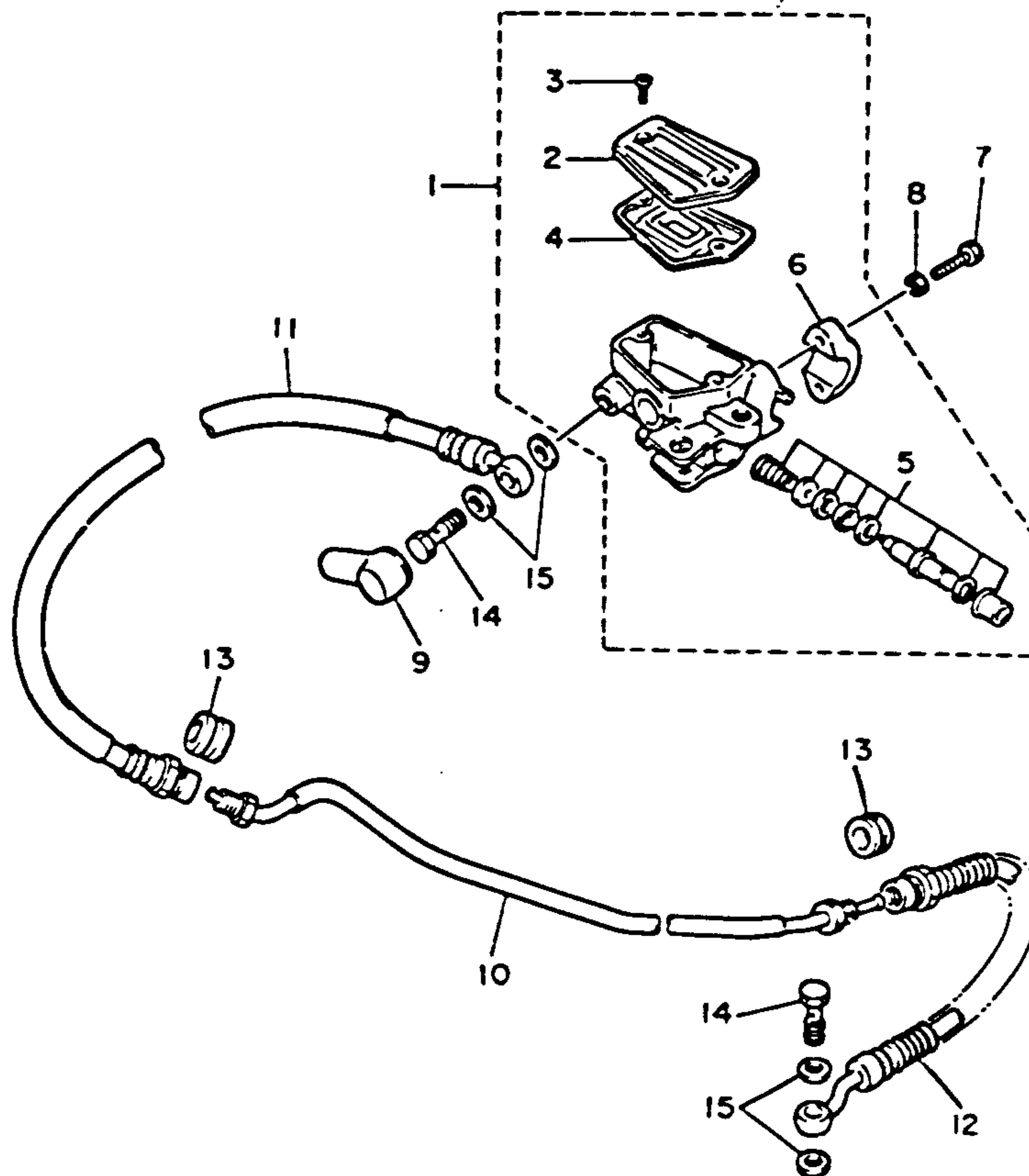
Ref. No.	Part Number	Description	L LC	N NC	Remarks
1	36Y-25850-00-00	MASTER CYLINDER ASS'Y.....	1	1	
2	36Y-25852-00-00	. CAP, reservoir	1	1	
3	98706-04012-00	. SCREW, flat head	2	2	
4	36Y-25854-00-00	. DIAPHRAGM, reservoir	1	1	
5	36Y-W0041-00-00	. CYLINDER KIT, master.	1	1	
6	4L0-25867-00-00	BRACKET, master cylinder	1	1	
7	91316-06025-00	BOLT	2	2	
8	92906-06100-00	WASHER, spring	2	2	
9	4L0-25862-00-00	BOOT, master cylinder	1	1	
10	36Y-25872-00-00	HOSE, brake 1	1	1	
11	36Y-25873-00-00	HOSE, brake 2	2	2	
12	90401-10096-00	BOLT, union	2	2	
13	90401-10095-00	BOLT, union	3	3	
14	90201-10118-00	WASHER, plate	13	13	
15	11U-25885-00-00	JOINT	1	1	
16	91316-06025-00	BOLT	2	2	
17	36Y-25875-00-00	HOLDER, brake hose 1	1	1	
18	36Y-25876-00-00	HOLDER, brake hose 2	1	1	

AIR FILTER	B-2,3
CABLE	F-5
CAMSHAFT	A-6
CARBURETOR	B-4~7
CHAIN	A-8
CLUTCH	C-5,6
CRANKCASE	B-10,11
CRANKCASE COVER	B-12
CRANKSHAFT	A-7
CYLINDER	A-6
CYLINDER HEAD	A-5
ELECTRICAL 1	H-6
ELECTRICAL 2	H-7,8
ENGINE GUARD SET	I-1
EXHAUST	B-8,9
FAIRING 1	F-12,G-1
FENDER	D-5~8
FOOTREST	F-8,9
FRAME	D-1~4
FRONT BRAKE CALIPER	F-1
FRONT FORK	E-2~5
FRONT MASTER CYL	F-6
FRONT MASTER CYL 2	F-7
FRONT WHEEL	E-12
FUEL TANK	E-7~10
GENERATOR	C-1
GOVERNOR	C-2
HANDLEBAR	F-5
HANDLE SWITCH	H-9
HEADLIGHT	H-2
LEVER	H-9
METER	H-1
OIL COOLER	B-1
OIL FILTER	A-12
OIL PUMP	A-11
PICK UP COIL	C-2
PISTON	A-7
REAR BRAKE CALIPER	F-4
REAR MASTER CYL	F-10,11
REAR SHOCKS	E-1
REAR WHEEL	F-2,3
SEAT	E-11
SERVICE DATA	J-1,2
SHIFT CAM	C-9
SHIFT FORK	C-9
SHIFT SHAFT	C-10
SIDE COVER	D-9,10
STAND	F-8,9
STARTER	C-4
STARTING MOTOR	C-3
STEERING	E-6
SWING ARM	D-11,12
TAILLIGHT	H-3
TECHNICAL BULLETIN	K-Row
TOP END GASKET KIT	I-2
TRANSMISSION	C-7,8
URNSIGNAL	H-4,5
VALVE	A-9,10

F-6

FRONT MASTER CYLINDER 2

CONTENTS



Ref. No.	Part Number	Description	L LC	N NC	Remarks
1	36Y-26450-00-00	MASTER CYLINDER ASS'Y (clutch).....	1	1	
2	36Y-26452-00-00	. CAP, reservoir.....	1	1	
3	98706-04012-00	. SCREW, flat head	2	2	
4	36Y-26454-00-00	. DIAPHRAGM, reservoir.....	1	1	
5	36Y-W0099-00-00	. CYLINDER KIT, master (clutch).....	1	1	
6	36Y-25867-00-00	. BRACKET, master cyliner.....	1	1	
7	91316-06025-00	BOLT	2	2	
8	92906-06100-00	WASHER, spring	2	2	
9	4L0-25862-00-00	BOOT, master cylinder	1	1	
10	36Y-26471-00-00	PIPE.....	1	1	
11	36Y-26472-00-00	HOSE, clutch 1.....	1	1	
12	36Y-26473-00-00	HOSE, clutch 2.....	1	1	
13	341-25881-00-00	PROTECTOR, brake hose.....	2	2	
14	90401-10096-00	BOLT, union	2	2	
15	90201-10118-00	WASHER, plate	4	4	

AIR FILTER	B-2,3
CABLE	F-5
CAMSHAFT	A-8
CARBURETOR	B-4~7
CHAIN	A-8
CLUTCH	C-5,8
CRANKCASE	B-10,11
CRANKCASE COVER	B-12
CRANKSHAFT	A-7
CYLINDER	A-6
CYLINDER HEAD	A-5
ELECTRICAL 1	H-6
ELECTRICAL 2	H-7,8
ENGINE GUARD SET	I-1
EXHAUST	B-8,9
FAIRING 1	F-12,G-1
FENDER	D-5~8
FOOTREST	F-8,9
FRAME	D-1~4
FRONT BRAKE CALIPER	F-1
FRONT FORK	E-2~5
FRONT MASTER CYL	F-6
FRONT MASTER CYL 2	F-7
FRONT WHEEL	E-12
FUEL TANK	E-7~10
GENERATOR	C-1
GOVERNOR	C-2
HANDLEBAR	F-5
HANDLE SWITCH	H-9
HEADLIGHT	H-2
LEVER	H-9
METER	H-1
OIL COOLER	B-1
OIL FILTER	A-12
OIL PUMP	A-11
PICK UP COIL	C-2
PISTON	A-7
REAR BRAKE CALIPER	F-4
REAR MASTER CYL	F-10,11
REAR SHOCKS	E-1
REAR WHEEL	F-2,3
SEAT	E-11
SERVICE DATA	J-1,2
SHIFT CAM	C-9
SHIFT FORK	C-9
SHIFT SHAFT	C-10
SIDE COVER	D-9,10
STAND	F-8,9
STARTER	C-4
STARTING MOTOR	C-3
STEERING	E-6
SWING ARM	D-11,12
TAILLIGHT	H-3
TECHNICAL BULLETIN	K-Row
TOP END GASKET KIT	I-2
TRANSMISSION	C-7,8
URNSIGNAL	H-4,5
VALVE	A-9,10

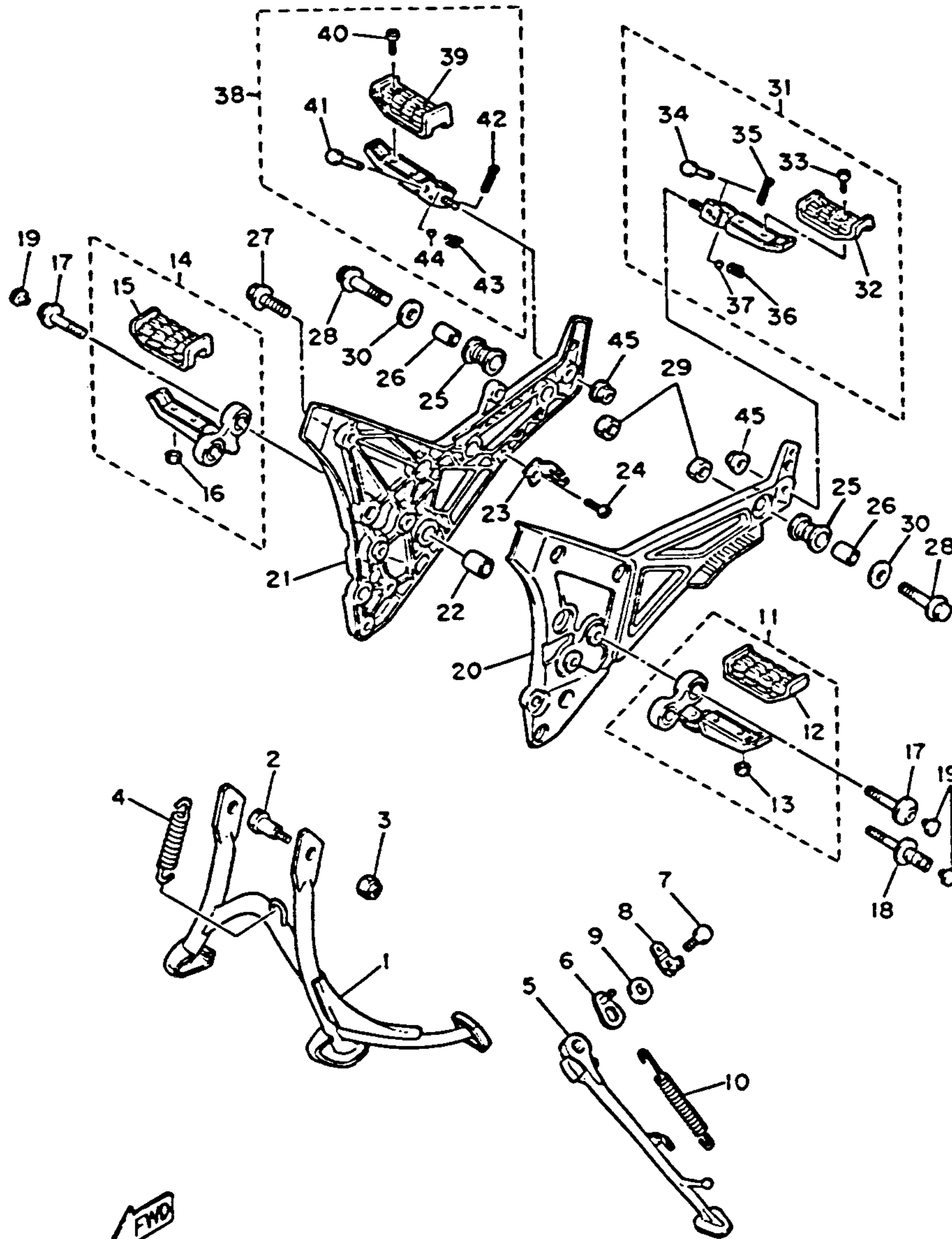


36Y310-4340

F-7

STAND - FOOTREST

CONTENTS



Ref. No.	Part Number	Description	L LC	N NC	Remarks
1	36Y-27111-00-33	STAND, main	1	1	Yamaha Black
2	90109-10658-00	BOLT	2	2	
3	90185-10091-00	NUT, self-locking	2	2	
4	90506-45278-00	SPRING, tension	1	1	
5	47M-27311-00-35	STAND, side (47M-27311-00-35)	1	1	Metallic Silver
6	36Y-27352-00-00	HOOK, side stand....	1	1	
7	97306-08020-00	BOLT	1	1	
8	36Y-27322-00-00	WASHER.....	1	1	
9	90201-087H3-00	WASHER, plate	1	1	
10	90506-29358-00	SPRING, tension	1	1	
11	36Y-27410-00-00	FRONT FOOTREST ASS'Y (L.H.)	1	1	
12	22N-27413-00-00	. COVER, footrest ...	1	1	
13	95601-06100-00	. NUT, U.....	2	2	
14	36Y-27420-00-00	FRONT FOOTREST ASS'Y (R.H.)	1	1	
15	22N-27413-00-00	. COVER, footrest ...	1	1	
16	95601-06100-00	. NUT, U.....	2	2	
17	36Y-27416-00-00	BOLT, footrest	3	3	
18	90109-081A5-00	BOLT	1	1	
19	90338-08163-00	PLUG.....	4	4	
20	36Y-27442-00-00	BRACKET 2.....	1	1	
21	36Y-27443-00-00	BRACKET 3.....	1	1	
22	90386-20130-00	BUSH.....	1	1	
23	36Y-2741L-00-00	BRACKET 4.....	1	1	

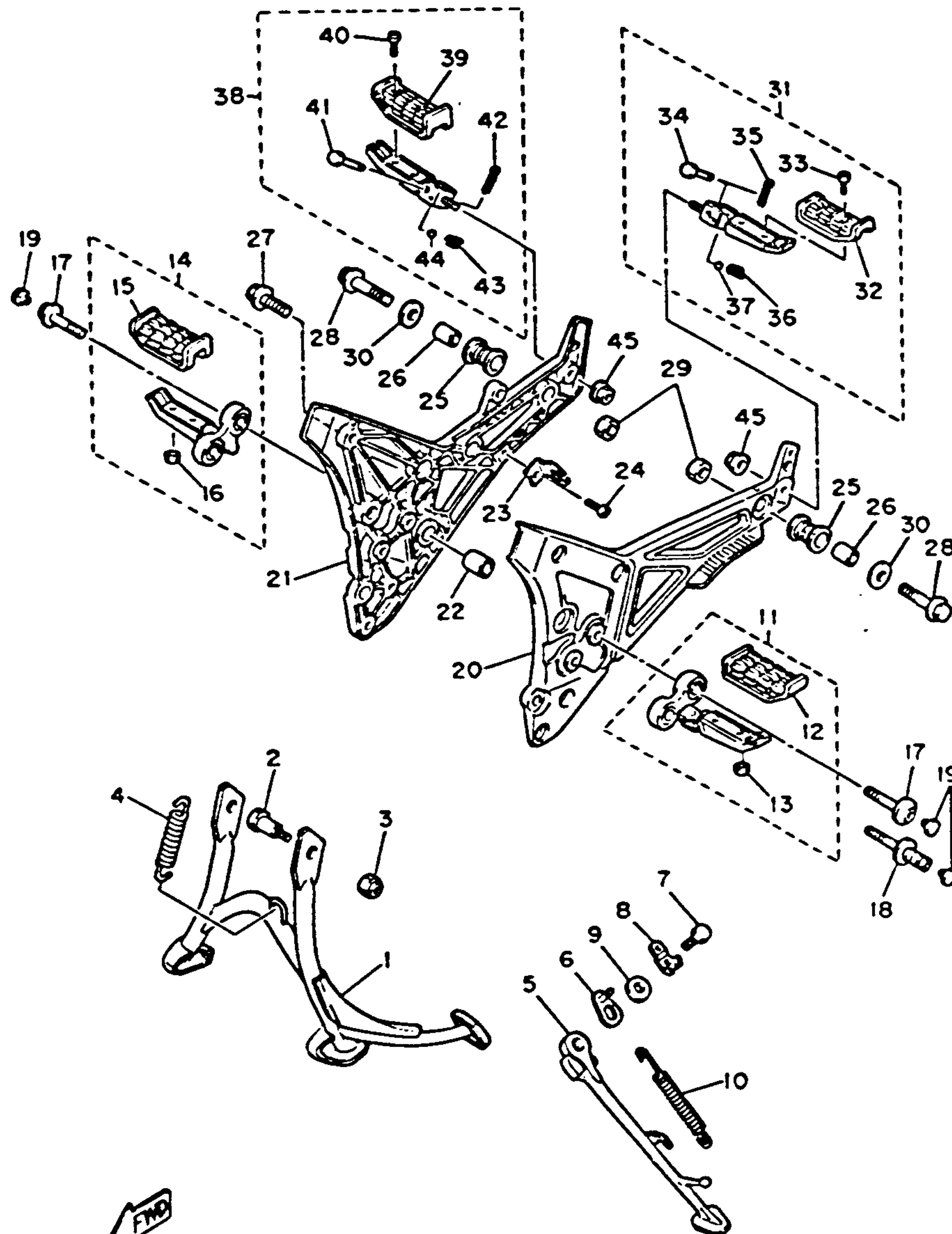
AIR FILTER	B-2,3
CABLE	F-5
CAMSHAFT	A-8
CARBURETOR	B-4~7
CHAIN	A-8
CLUTCH	C-5,6
CRANKCASE	B-10,11
CRANKCASE COVER	B-12
CRANKSHAFT	A-7
CYLINDER	A-6
CYLINDER HEAD	A-5
ELECTRICAL 1	H-6
ELECTRICAL 2	H-7,8
ENGINE GUARD SET	I-1
EXHAUST	B-8,9
FAIRING 1	F-12,G-1
FENDER	D-5~8
FOOTREST	F-8,9
FRAME	D-1~4
FRONT BRAKE CALIPER	F-1
FRONT FORK	E-2~5
FRONT MASTER CYL	F-6
FRONT MASTER CYL 2	F-7
FRONT WHEEL	E-12
FUEL TANK	E-7~10
GENERATOR	C-1
GOVERNOR	C-2
HANDLEBAR	F-5
HANDLE SWITCH	H-9
HEADLIGHT	H-2
LEVER	H-9
METER	H-1
OIL COOLER	B-1
OIL FILTER	A-12
OIL PUMP	A-11
PICK UP COIL	C-2
PISTON	A-7
REAR BRAKE CALIPER	F-4
REAR MASTER CYL	F-10,11
REAR SHOCKS	E-1
REAR WHEEL	F-2,3
SEAT	E-11
SERVICE DATA	J-1,2
SHIFT CAM	C-9
SHIFT FORK	C-9
SHIFT SHAFT	C-10
SIDE COVER	D-9,10
STAND	F-8,9
STARTER	C-4
STARTING MOTOR	C-3
STEERING	E-6
SWING ARM	D-11,12
TAILLIGHT	H-3
TECHNICAL BULLETIN	K-Row
TOP END GASKET KIT	I-2
TRANSMISSION	C-7,8
URNSIGNAL	H-4,5
VALVE	A-9,10



50H110-4350

STAND - FOOTREST

CONTENTS



Ref. No.	Part Number	Description	L LC	N NC	Remarks
24	98501-05010-00	SCREW, pan head ...	1	1	
25	36Y-27424-00-00	DAMPER, footrest 2	2	2	
26	90387-104L8-00	COLLAR.....	2	2	
27	90105-08307-00	BOLT, washer based	2	2	
28	90105-10316-00	BOLT, washer based	2	2	
29	90179-10276-00	NUT.....	2	2	
30	90201-10669-00	WASHER, plate	2	2	
31	29L-27430-00-00	REAR FOOTREST ASS'Y 1.....	1	1	
32	22N-27433-00-00	. COVER, rear footrest	1	1	
33	98506-05010-00	. SCREW, pan head	2	2	
34	91701-06035-00	. PIN, clevis	1	1	
35	91401-16015-00	. PIN, cotter (91401-16012).....	1	1	
36	90501-16761-00	. SPRING, compression	1	1	
37	93501-04011-00	. BALL (93501-04004)	1	1	
38	29L-27440-00-00	REAR FOOTREST ASS'Y 2.....	1	1	
39	22N-27433-00-00	. COVER, rear footrest	1	1	
40	98506-05010-00	. SCREW, pan head	2	2	
41	91701-06035-00	. PIN, clevis	1	1	
42	91401-16015-00	. PIN, cotter.....	1	1	
43	90501-16761-00	. SPRING, compression	1	1	
44	93501-04011-00	. BALL (93501-04004)	1	1	
45	95701-10500-00	NUT, flange (95701-10100)	2	2	

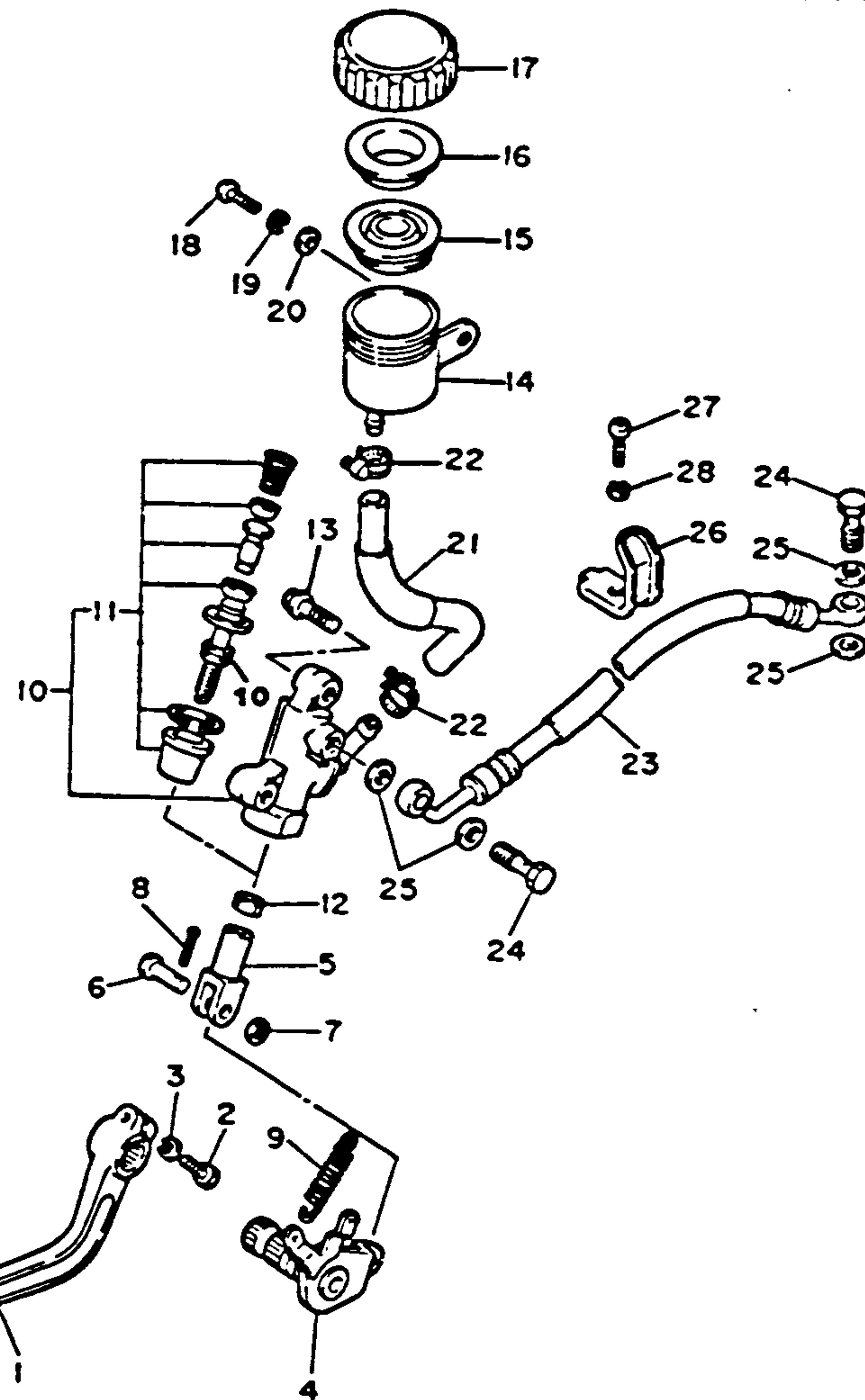
AIR FILTER	B-2,3
CABLE	F-5
CAMSHAFT	A-8
CARBURETOR	B-4~7
CHAIN	A-8
CLUTCH	C-5,6
CRANKCASE	B-10,11
CRANKCASE COVER	B-12
CRANKSHAFT	A-7
CYLINDER	A-6
CYLINDER HEAD	A-5
ELECTRICAL 1	H-6
ELECTRICAL 2	H-7,8
ENGINE GUARD SET	I-1
EXHAUST	B-8,9
FAIRING 1	F-12,G-1
FENDER	D-5~8
FOOTREST	F-8,9
FRAME	D-1~4
FRONT BRAKE CALIPER	F-1
FRONT FORK	E-2~5
FRONT MASTER CYL	F-6
FRONT MASTER CYL 2	F-7
FRONT WHEEL	E-12
FUEL TANK	E-7~10
GENERATOR	C-1
GOVERNOR	C-2
HANDLEBAR	F-5
HANDLE SWITCH	H-9
HEADLIGHT	H-2
LEVER	H-9
METER	H-1
OIL COOLER	B-1
OIL FILTER	A-12
OIL PUMP	A-11
PICK UP COIL	C-2
PISTON	A-7
REAR BRAKE CALIPER	F-4
REAR MASTER CYL	F-10,11
REAR SHOCKS	E-1
REAR WHEEL	F-2,3
SEAT	E-11
SERVICE DATA	J-1,2
SHIFT CAM	C-9
SHIFT FORK	C-9
SHIFT SHAFT	C-10
SIDE COVER	D-9,10
STAND	F-8,9
STARTER	C-4
STARTING MOTOR	C-3
STEERING	E-6
SWING ARM	D-11,12
TAILLIGHT	H-3
TECHNICAL BULLETIN	K-Row
TOP END GASKET KIT	I-2
TRANSMISSION	C-7,8
URNSIGNAL	H-4,5
VALVE	A-9,10



50H110-4350

REAR MASTER CYLINDER

CONTENTS



Ref. No.	Part Number	Description	L LC	N NC	Remarks
1	36Y-27211-00-00	PEDAL, brake	1	1	
2	90109-06468-00	BOLT	1	1	
3	92990-06100-00	WASHER, spring (92903-06100)	1	1	
4	36Y-27212-00-00	SHAFT, brake pedal	1	1	
5	31A-27222-00-00	JOINT	1	1	
6	90240-08013-00	PIN, clevis.....	1	1	
7	90201-08083-00	WASHER, plate	1	1	
8	91401-20015-00	PIN, cotter.....	1	1	
9	90506-20192-00	SPRING, tension	1	1	
10	36Y-25850-51-00	MASTER CYLINDER ASS'Y(36Y-25850-00)	1	1	
11	36Y-W0042-51-00	CYLINDER KIT, master.....	1	1	
12	95301-08700-00	NUT	1	1	
13	95023-08030-00	BOLT, flange.....	2	2	
14	31A-25894-00-00	TANK, reservoir	1	1	
15	360-25854-00-00	DIAPHRAGM, reservoir	1	1	
16	360-25855-01-00	BUSH, diaphragm.	1	1	
17	1A1-25852-00-00	CAP, reservoir.....	1	1	
18	92503-06020-00	SCREW, pan head (92501-06020)	1	1	

AIR FILTER	B-2,3
CABLE	F-5
CAMSHAFT	A-8
CARBURETOR	B-4~7
CHAIN	A-8
CLUTCH	C-5,6
CRANKCASE	B-10,11
CRANKCASE COVER	B-12
CRANKSHAFT	A-7
CYLINDER	A-6
CYLINDER HEAD	A-5
ELECTRICAL 1	H-6
ELECTRICAL 2	H-7,8
ENGINE GUARD SET	I-1
EXHAUST	B-8,9
FAIRING 1	F-12,G-1
FENDER	D-5~8
FOOTREST	F-8,9
FRAME	D-1~4
FRONT BRAKE CALIPER	F-1
FRONT FORK	E-2~5
FRONT MASTER CYL	F-6
FRONT MASTER CYL 2	F-7
FRONT WHEEL	E-12
FUEL TANK	E-7~10
GENERATOR	C-1
GOVERNOR	C-2
HANDLEBAR	F-5
HANDLE SWITCH	H-9
HEADLIGHT	H-2
LEVER	H-9
METER	H-1
OIL COOLER	B-1
OIL FILTER	A-12
OIL PUMP	A-11
PICK UP COIL	C-2
PISTON	A-7
REAR BRAKE CALIPER	F-4
REAR MASTER CYL	F-10,11
REAR SHOCKS	E-1
REAR WHEEL	F-2,3
SEAT	E-11
SERVICE DATA	J-1,2
SHIFT CAM	C-9
SHIFT FORK	C-9
SHIFT SHAFT	C-10
SIDE COVER	D-9,10
STAND	F-8,9
STARTER	C-4
STARTING MOTOR	C-3
STEERING	E-6
SWING ARM	D-11,12
TAILLIGHT	H-3
TECHNICAL BULLETIN	K-Row
TOP END GASKET KIT	I-2
TRANSMISSION	C-7,8
TURN SIGNAL	H-4,5
VALVE	A-9,10

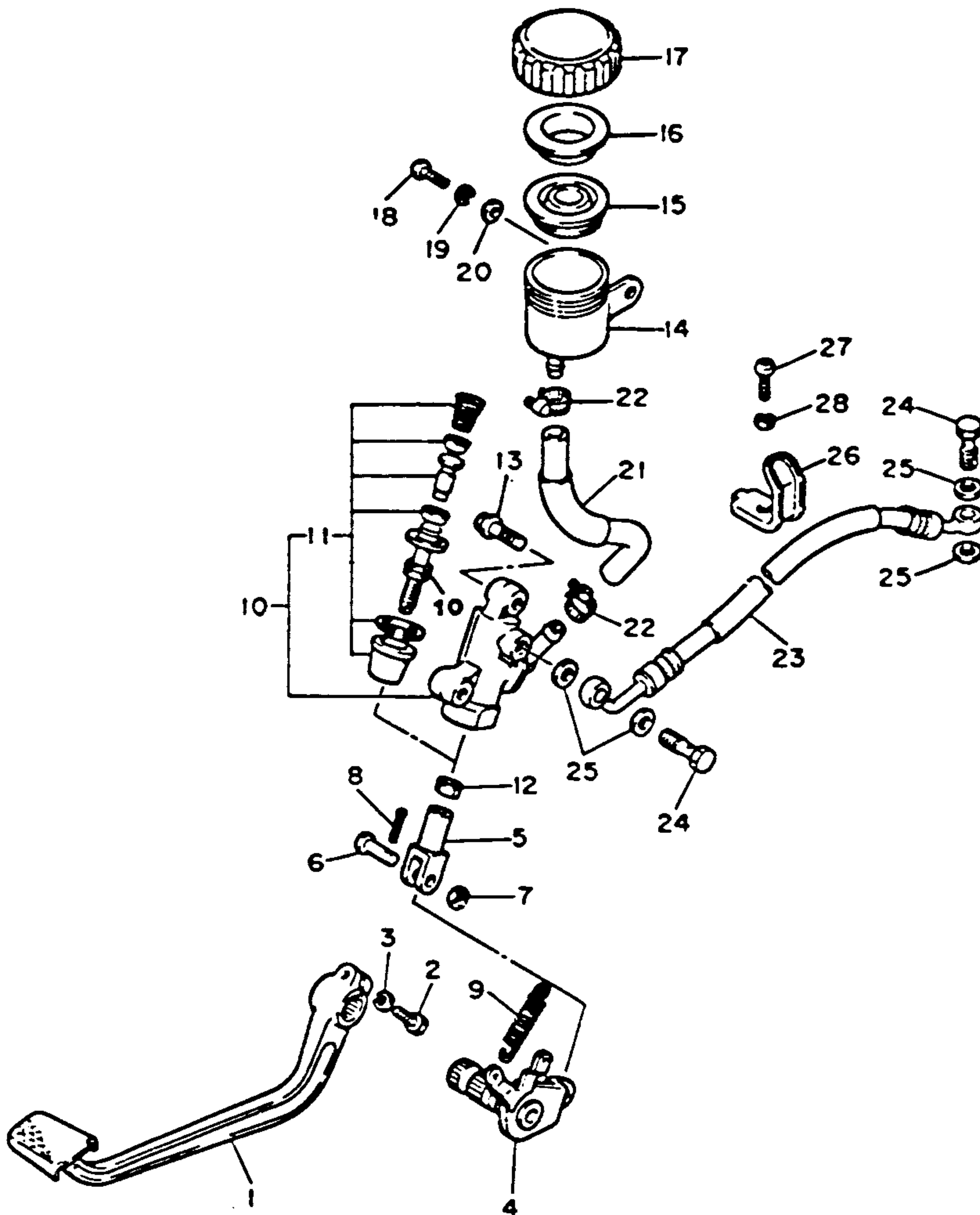


36Y310-4360

F-10

REAR MASTER CYLINDER

CONTENTS



Ref. No.	Part Number	Description	L LC	N NC	Remarks
19	92990-06100-00	WASHER, spring (92903-06100)	1	1	
20	92990-06200-00	WASHER, plain (92903-06200)	1	1	
21	36Y-25895-00-00	HOSE, reservoir	1	1	
22	90460-16068-00	CLAMP, hose	2	2	
23	36Y-25872-51-00	HOSE, brake 1 (36Y-25872-50)	1	1	
24	90401-10096-00	BOLT, union	2	2	
25	90201-10118-00	WASHER, plate	4	4	
26	36Y-25875-50-00	HOLDER, brake hose 1	1	1	
27	92503-06020-00	SCREW, pan head (92501-06020)	1	1	
28	92990-06100-00	WASHER, spring (92903-06100)	1	1	

AIR FILTER	B-2.3
CABLE	F-5
CAMSHAFT	A-8
CARBURETOR	B-4~7
CHAIN	A-8
CLUTCH	C-5.6
CRANKCASE	B-10.11
CRANKCASE COVER	B-12
CRANKSHAFT	A-7
CYLINDER	A-6
CYLINDER HEAD	A-5
ELECTRICAL 1	H-6
ELECTRICAL 2	H-7.8
ENGINE GUARD SET	I-1
EXHAUST	B-8.9
FAIRING 1	F-12.G-1
FENDER	D-5~8
FOOTREST	F-8.9
FRAME	D-1~4
FRONT BRAKE CALIPER	F-1
FRONT FORK	E-2~5
FRONT MASTER CYL	F-6
FRONT MASTER CYL 2	F-7
FRONT WHEEL	E-12
FUEL TANK	E-7~10
GENERATOR	C-1
GOVERNOR	C-2
HANDLEBAR	F-5
HANDLE SWITCH	H-9
HEADLIGHT	H-2
LEVER	H-9
METER	H-1
OIL COOLER	B-1
OIL FILTER	A-12
OIL PUMP	A-11
PICK UP COIL	C-2
PISTON	A-7
REAR BRAKE CALIPER	F-4
REAR MASTER CYL	F-10.11
REAR SHOCKS	E-1
REAR WHEEL	F-2.3
SEAT	E-11
SERVICE DATA	J-1.2
SHIFT CAM	C-9
SHIFT FORK	C-9
SHIFT SHAFT	C-10
SIDE COVER	D-9.10
STAND	F-8.9
STARTER	C-4
STARTING MOTOR	C-3
STEERING	E-6
SWING ARM	D-11.12
TAILLIGHT	H-3
TECHNICAL BULLETIN	K-Row
TOP END GASKET KIT	I-2
TRANSMISSION	C-7.8
URNSIGNAL	H-4.5
VALVE	A-9.10

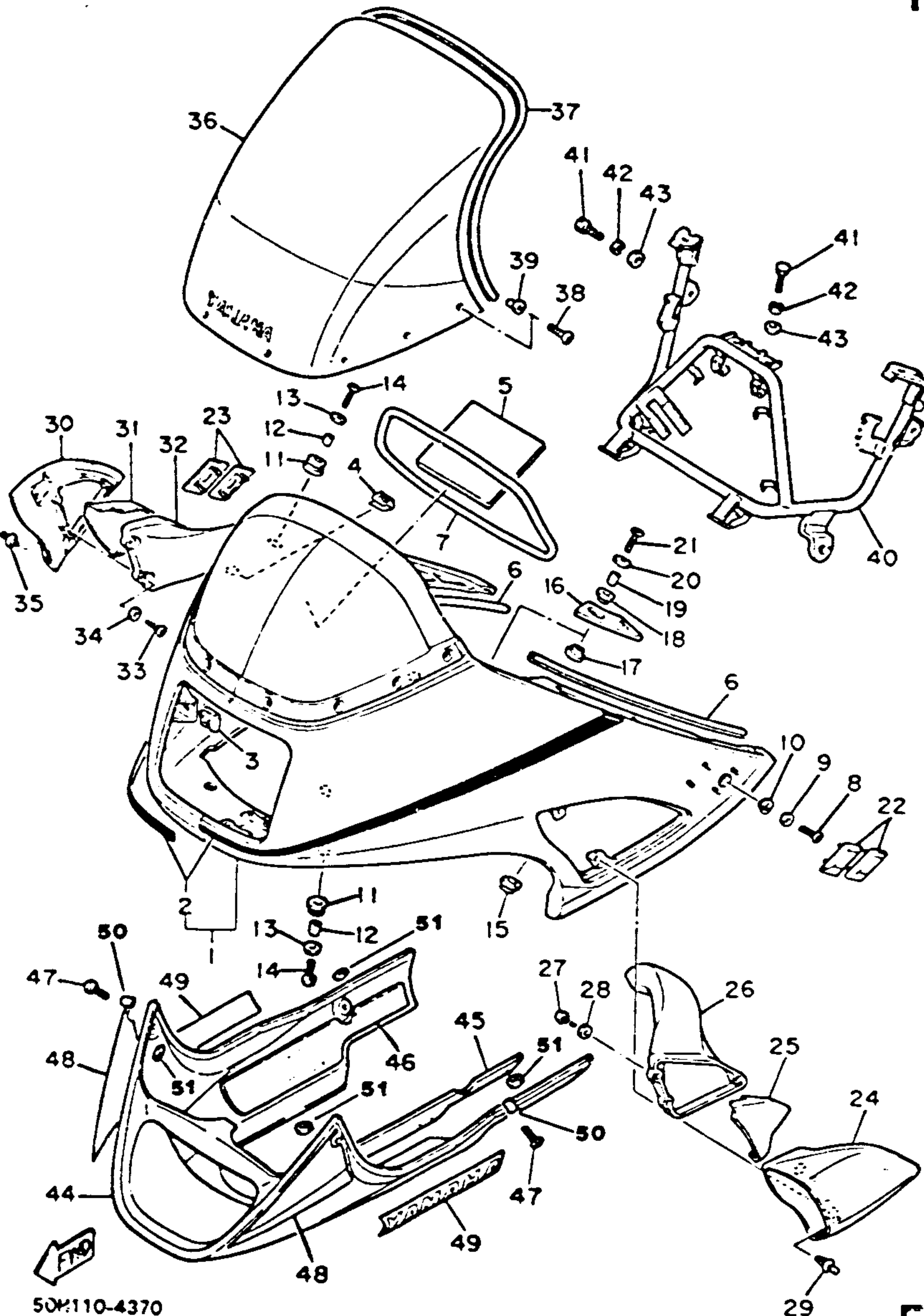


36Y310-436C

F-11

FAIRING 1

CONTENTS



50M110-4370

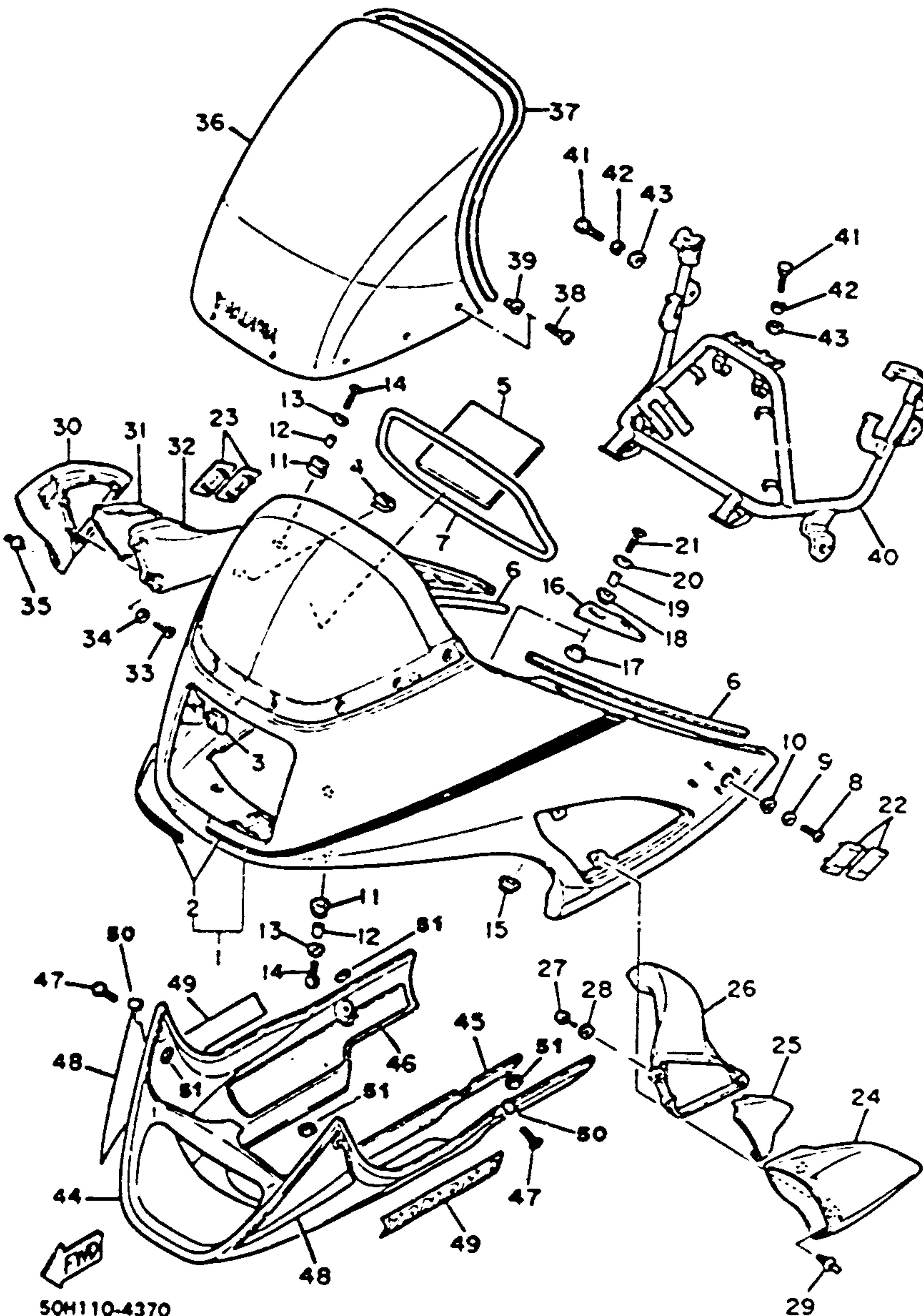
F-12

Ref. No.	Part Number	Description	L LC	N NC	Remarks
1	50H-Y2835-00-3X	COWLING ASS'Y....	1		Quartz Silver/ Stormy Red
	50H-Y2835-10-1X	COWLING ASS'Y....		1	Stormy Red/ Silky White
2	47M-28390-00-00	GRAPHIC SET, cowling.....	1		(L/LC)
	47M-28390-10-00	GRAPHIC SET, cowling..... (N/NC)		1	
3	36Y-28363-00-00	NUT.....	2	2	
4	36Y-28364-00-00	NUT.....	2	2	
5	36Y-28371-00-00	DAMPER.....	1	1	
6	36Y-28346-00-00	MOLE 2.....	2	2	
7	36Y-28348-00-00	MOLE 4.....	1	1	
8	92503-06015-00	SCREW, pan head (92502-06016)	2	2	
9	90201-06052-00	WASHER, plate (90201-06755)	2	2	
10	36Y-28323-00-00	WASHER, leg shield	2	2	
11	90480-16404-00	GROMMET.....	3	3	
12	90387-082L3-00	COLLAR.....	3	3	
13	90201-063J2-00	WASHER, plate	3	3	
14	90150-06018-00	SCREW, round head	3	3	
15	90480-01405-00	GROMMET.....	2	2	
16	36Y-2839K-00-00	LID 1	1	1	
17	90480-16402-00	GROMMET.....	1	1	
18	90480-16403-00	GROMMET.....	1	1	
19	90387-082L3-00	COLLAR.....	1	1	
20	90201-063J2-00	WASHER, plate	1	1	
21	90150-06018-00	SCREW, round head	1	1	
22	36Y-2832M-00-00	PROTECTOR 1.....	2	2	
23	36Y-2832N-00-00	PROTECTOR 2.....	2	2	
24	36Y-2837N-00-1U	GRILL air intake 1...	1		Quartz Silver
	36Y-2837N-00-AJ	GRILL air intake 1...		1	Stormy Red
25	36Y-2838T-00-00	DUCT 3	1	1	

AIR FILTER	B-2,3
CABLE	F-5
CAMSHAFT	A-8
CARBURETOR	B-4~7
CHAIN	A-8
CLUTCH	C-5,6
CRANKCASE	B-10,11
CRANKCASE COVER	B-12
CRANKSHAFT	A-7
CYLINDER	A-6
CYLINDER HEAD	A-5
ELECTRICAL 1	H-6
ELECTRICAL 2	H-7,8
ENGINE GUARD SET	I-1
EXHAUST	B-8,9
FAIRING 1	F-12,G-1
FENDER	D-5~8
FOOTREST	F-8,9
FRAME	D-1~4
FRONT BRAKE CALIPER	F-1
FRONT FORK	E-2~5
FRONT MASTER CYL	F-6
FRONT MASTER CYL 2	F-7
FRONT WHEEL	E-12
FUEL TANK	E-7~10
GENERATOR	C-1
GOVERNOR	C-2
HANDLEBAR	F-5
HANDLE SWITCH	H-9
HEADLIGHT	H-2
LEVER	H-9
METER	H-1
OIL COOLER	B-1
OIL FILTER	A-12
OIL PUMP	A-11
PICK UP COIL	C-2
PISTON	A-7
REAR BRAKE CALIPER	F-4
REAR MASTER CYL	F-10,11
REAR SHOCKS	E-1
REAR WHEEL	F-2,3
SEAT	E-11
SERVICE DATA	J-1,2
SHIFT CAM	C-9
SHIFT FORK	C-9
SHIFT SHAFT	C-10
SIDE COVER	D-9,10
STAND	F-8,9
STARTER	C-4
STARTING MOTOR	C-3
STEERING	E-6
SWING ARM	D-11,12
TAILLIGHT	H-3
TECHNICAL BULLETIN	K-Row
TOP END GASKET KIT	I-2
TRANSMISSION	C-7,8
TURN SIGNAL	H-4,5
VALVE	A-9,10

FAIRING 1

CONTENTS

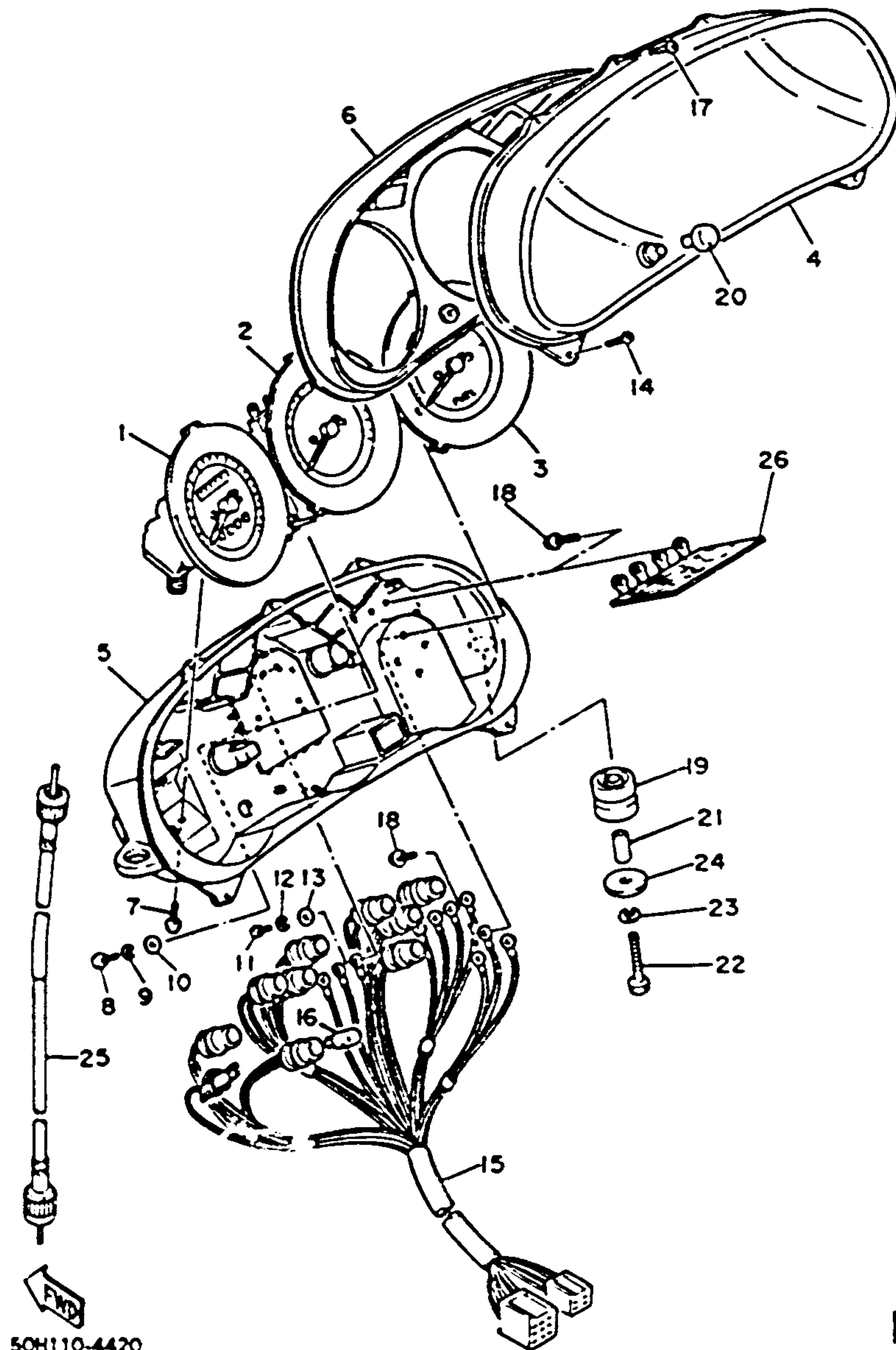


50H110-4370

G-1

Ref. No.	Part Number	Description	L LC	N NC	Remarks
26	36Y-2838N-00-00	DUCT 1.....	1	1	
27	97780-40112-00	SCREW, tapping (97702-40112)	3	3	
28	92990-04200-00	WASHER, plain (92901-04200)	3	3	
29	36Y-28387-00-00	RIVET	2	2	
30	36Y-2837R-00-1U	GRILL, air intake 2...	1		Quartz Silver
	36Y-2837R-00-AJ	GRILL, air intake 2...		1	Stormy Red
31	36Y-2838U-00-00	DUCT 4.....	1	1	
32	36Y-2838R-00-00	DUCT 2.....	1	1	
33	97780-40112-00	SCREW, tapping (97702-40112)	3	3	
34	92990-04200-00	WASHER, plain (92901-04200)	3	3	
35	36Y-28387-00-00	RIVET	2	2	
36	50J-28381-00-00	WINDSHIELD.....	1	1	
37	36Y-28376-00-00	TRIM.....	1	1	
38	90149-05199-00	SCREW.....	8	8	
39	36Y-28362-00-00	NU1	8	8	
40	36Y-28359-00-00	STAY 2.....	1	1	
41	97301-06012-00	BOLT (97302-06012)	4	4	
42	92990-06100-00	WASHER, spring (92903-06100)	4	4	
43	90201-061A5-00	WASHER (92901-06600)	4	4	
44	36Y-23385-00-AJ	COVER, lower.....	1		Stormy Red
	36Y-28385-00-GE	COVER, lower.....		1	Silky White
45	36Y-2848K-00-00	SEAT 2.....	1	1	
46	36Y-2848L-00-00	SEAT 3.....	1	1	
47	90110-06078-00	SCREW, binding (90154-06014)	4	4	
48	47M-28301-00-00	GRAPHIC SET, lower cover.....	1		(L/LC)
	36Y-28301-00-00	GRAPHIC SET, lower cover.....		1	(N/NC)
49	47M-28398-00-00	GRAPHIC 5.....	2		(L/LC)
	36Y-28398-00-00	GRAPHIC 5.....		2	(N/NC)
50	90387-06701-00	COLLAR.....	4	4	
51	90202-11161-00	WASHER.....	4	4	

AIR FILTER	B-2.3
CABLE	F-5
CAMSHAFT	A-8
CARBURETOR	B-4~7
CHAIN	A-8
CLUTCH	C-5.6
CRANKCASE	B-10.11
CRANKCASE COVER	B-12
CRANKSHAFT	A-7
CYLINDER	A-6
CYLINDER HEAD	A-5
ELECTRICAL 1	H-6
ELECTRICAL 2	H-7.8
ENGINE GUARD SET	I-1
EXHAUST	B-8.9
FAIRING 1	F-12.G-1
FENDER	D-5~8
FOOTREST	F-8.9
FRAME	D-1~4
FRONT BRAKE CALIPER	F-1
FRONT FORK	E-2~5
FRONT MASTER CYL	F-6
FRONT MASTER CYL 2	F-7
FRONT ...EEL	E-12
FUEL TANK	E-7~10
GENERATOR	C-1
GOVERNOR	C-2
HANDLEBAR	F-5
HANDLE SWITCH	H-9
HEADLIGHT	H-2
LEVER	H-9
METER	H-1
OIL COOLER	B-1
OIL FILTER	A-12
OIL PUMP	A-11
PICK UP COIL	C-2
PISTON	A-7
REAR BRAKE CALIPER	F-4
REAR MASTER CYL	F-10.11
REAR SHOCKS	E-1
REAR WHEEL	F-2.3
SEAT	E-11
SERVICE DATA	J-1.2
SHIFT CAM	C-9
SHIFT FORK	C-9
SHIFT SHAFT	C-10
SIDE COVER	D-9.10
STAND	F-8.9
STARTER	C-4
STARTING MOTOR	C-3
STEERING	E-6
SWING ARM	D-11.12
TAILLIGHT	H-3
TECHNICAL BULLETIN	K-Row
TOP END GASKET KIT	I-2
TRANSMISSION	C-7.8
URNSIGNAL	H-4.5
VALVE	A-9.10



50H110-4420

METER

Ref. No.	Part Number	Description	L LC	N NC	Remarks
1	47M-83570-A0-00	SPEEDOMETER ASS'Y	1	1	
2	47M-83540-00-00	TACHOMETER ASS'Y	1	1	
3	47M-85750-00-00	FUEL METER ASS'Y (47M-85750-01).....	1	1	
4	36Y-83511-00-00	LENS, speedometer	1	1	
5	36Y-8353H-00-00	CASE, inner.....	1	1	
6	36Y-83612-00-00	COVER, meter panel	1	1	
7	90167-04021-00	SCREW, tapping.....	2	2	
8	98511-04012-00	SCREW, pan head (98501-04012).....	2	2	
9	92901-04600-00	WASHER, spring (92901-04100).....	2	2	
10	92901-04600-00	WASHER, plate.....	2	2	
11	98501-03010-00	SCREW, panhead....	3	3	
12	92990-03100-00	WASHER, spring (92903-03100).....	3	3	
13	92902-03600-00	WASHER.....	3	3	
14	90164-04005-00	SCREW, tapping.....	2	2	
15	36Y-83509-00-00	SOCKET CORD ASS'Y	1	1	
16	4G1-84744-00-00	BULB (12V 3.4W)....	9	9	
17	97701-30514-00	SCREW, tapping.	3	3	
18	90159-03102-00	SCREW, w/washer	3	3	
19	36Y-83523-00-00	DAMPER.....	2	2	
20	36Y-83578-00-00	KNOB, trip meter....	1	1	
21	90387-060J4-00	COLLAR.....	2	2	
22	97301-06040-00	BOLT.....	2	2	
23	92990-06100-00	WASHER, spring (92903-06100).....	2	2	
24	90201-060A3-00	WASHER, plate.....	2	2	
25	3Y0-83550-00-00	SPEEDOMETER CABLE ASS'Y.....	1	1	
26	36Y-8359J-00-00	OVER REV LIMITER	1		(L/LC)

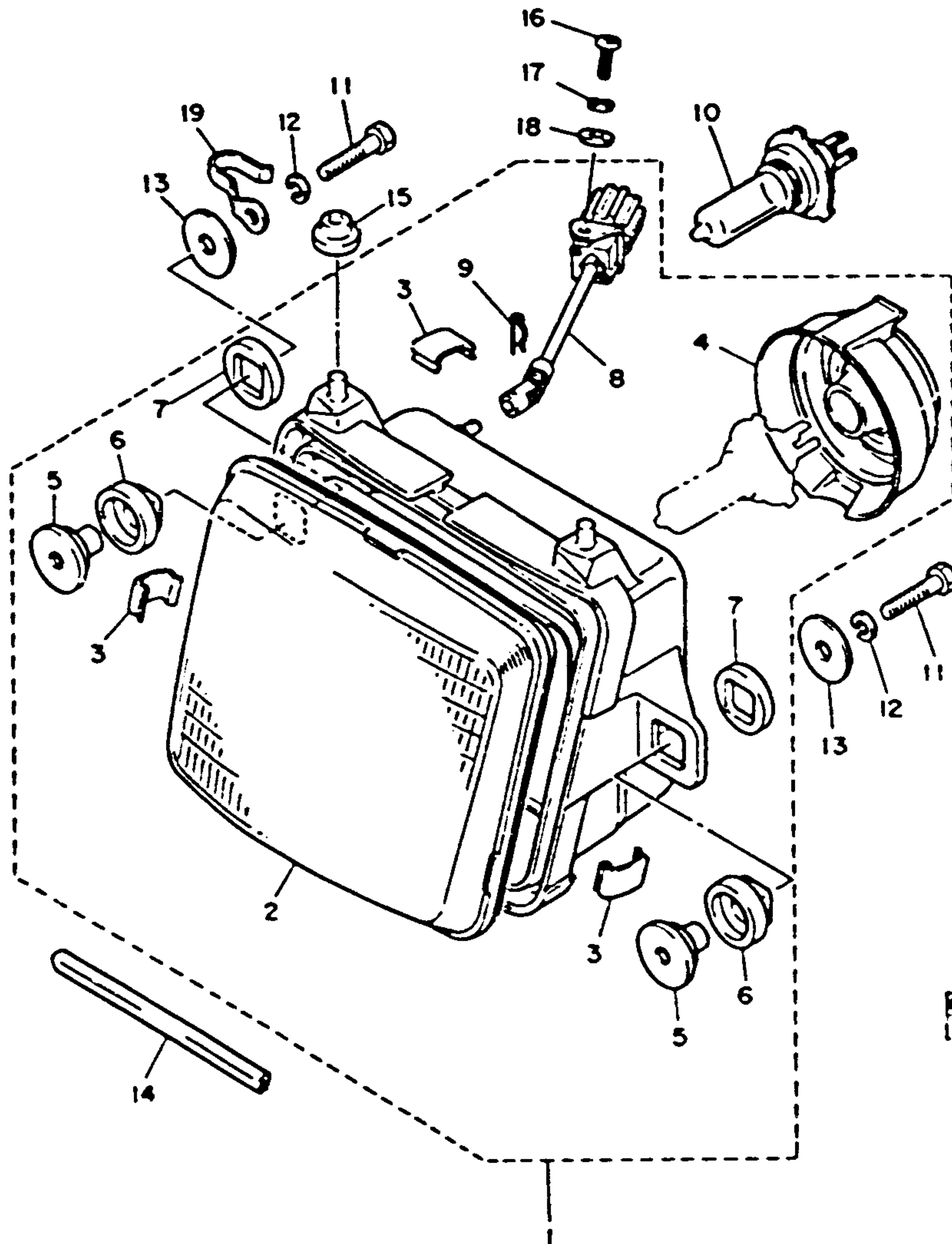
H-1

CONTENTS

AIR FILTER	B-2.3
CABLE	F-5
CAMSHAFT	A-8
CARBURETOR	B-4~7
CHAIN	A-8
CLUTCH	C-5.6
CRANKCASE	B-10.11
CRANKCASE COVER	B-12
CRANKSHAFT	A-7
CYLINDER	A-6
CYLINDER HEAD	A-5
ELECTRICAL 1	H-6
ELECTRICAL 2	H-7.8
ENGINE GUARD SET	I-1
EXHAUST	B-8.9
FAIRING 1	F-12.G-1
FENDER	D-5~8
FOOTREST	F-8.9
FRAME	D-1~4
FRONT BRAKE CALIPER	F-1
FRONT FORK	E-2~5
FRONT MASTER CYL	F-6
FRONT MASTER CYL 2	F-7
FRONT WHEEL	E-12
FUEL TANK	E-7~10
GENERATOR	C-1
GOVERNOR	C-2
HANDLEBAR	F-5
HANDLE SWITCH	H-9
HEADLIGHT	H-2
LEVER	H-9
METER	H-1
OIL COOLER	B-1
OIL FILTER	A-12
OIL PUMP	A-11
PICK UP COIL	C-2
PISTON	A-7
REAR BRAKE CALIPER	F-4
REAR MASTER CYL	F-10.11
REAR SHOCKS	E-1
REAR WHEEL	F-2.3
SEAT	E-11
SERVICE DATA	J-1.2
SHIFT CAM	C-9
SHIFT FORK	C-9
SHIFT SHAFT	C-10
SIDE COVER	D-9.10
STAND	F-8.9
STARTER	C-4
STARTING MOTOR	C-3
STEERING	E-6
SWING ARM	D-11.12
TAILLIGHT	H-3
TECHNICAL BULLETIN	K-Row
TOP END GASKET KIT	I-2
TRANSMISSION	C-7.8
URNSIGNAL	H-4.5
VALVE	A-9.10

HEADLIGHT

CONTENTS



Ref. No.	Part Number	Description	L LC	N NC	Remarks
1	47M-84303-A0-00	HEADLIGHT UNIT ASS'Y.....	1	1	
2	47M-84321-A0-00	LENS, headlight.	1	1	
3	36Y-84324-00-00	SPRING, reflector	3	3	
4	36Y-84397-00-00	COVER, socket	1	1	
5	498-84145-60-00	COLLAR, body fitting	2	2	
6	498-84163-60-00	DAMPER	2	2	
7	498-84164-60-00	DAMPER	2	2	
8	36Y-8431M-00-00	ROD ASS'Y	1	1	
9	36Y-8431V-00-00	PIN	1	1	
10	5V2-84314-00-XX	BULB (12V-60/55W)	1	1	LM
11	97301-08035-00	BOLT	2	2	
12	92990-08100-00	WASHER, spring (92903-08100)	2	2	
13	90201-08766-00	WASHER, plate	2	2	
14	36Y-84343-00-00	MOLE, headlight.	1	1	
15	36Y-84354-00-00	GROMMET	2	2	
16	92506-06012-00	SCREW, pan head ...	1	1	
17	92906-06100-00	WASHER, spring	1	1	
18	92906-06200-00	WASHER, plain	1	1	
19	90462-12048-00	CLAMP	1	1	

FJ1100N/NC
FJ1100L/LC

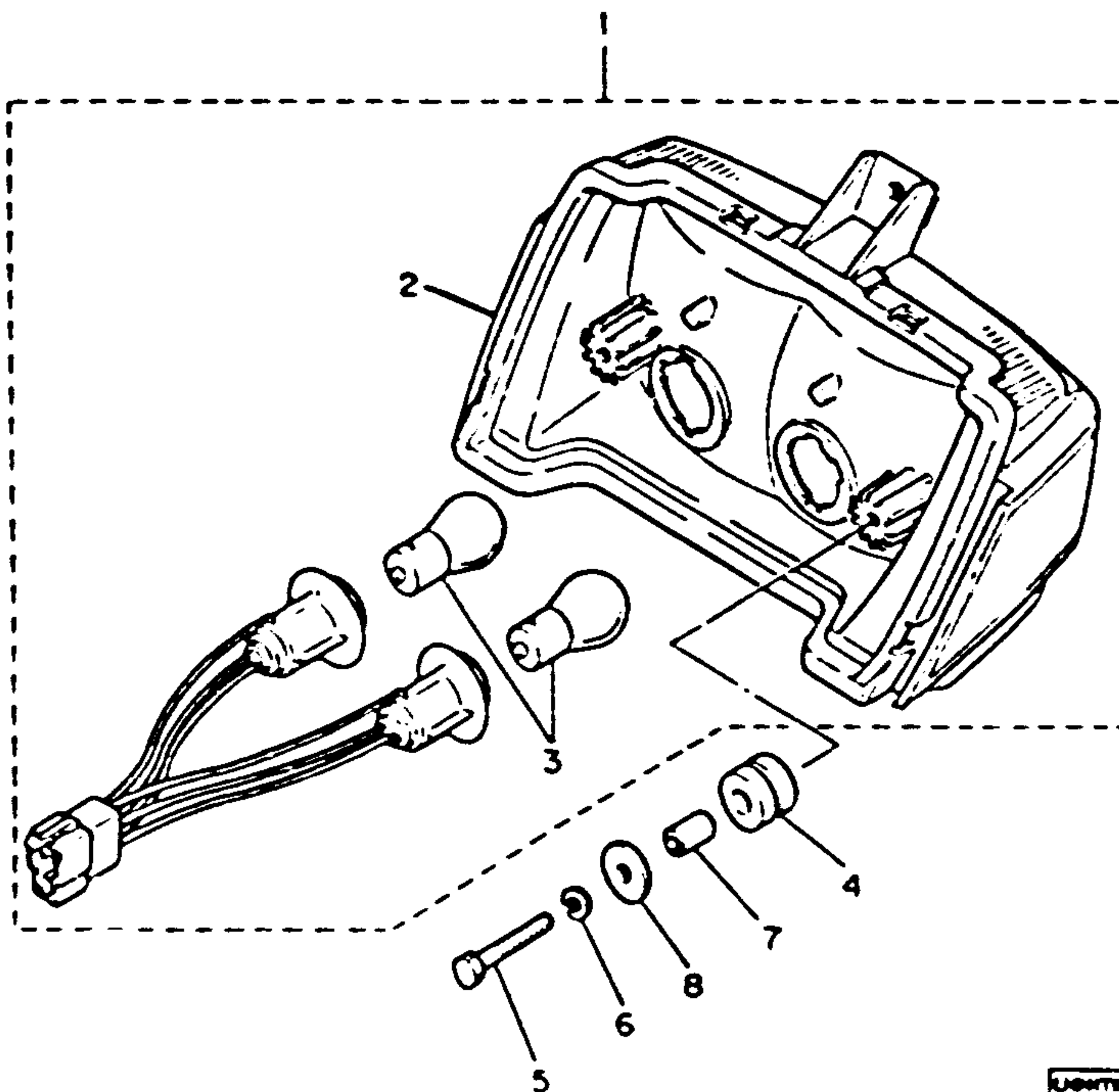
LIGHTING SYSTEM			
Headlight	Low Light	Signal	Braking
	12V60-55W	12V8W-27W	12V27W

AIR FILTER	B-2,3
CABLE	F-5
CAMSHAFT	A-8
CARBURETOR	B-4~7
CHAIN	A-8
CLUTCH	C-5,6
CRANKCASE	B-10,11
CRANKCASE COVER	B-12
CRANKSHAFT	A-7
CYLINDER	A-6
CYLINDER HEAD	A-5
ELECTRICAL 1	H-6
ELECTRICAL 2	H-7,8
ENGINE GUARD SET	I-1
EXHAUST	B-R,9
FAIRING 1	F-12,G-1
FENDER	D-5~8
FOOTREST	F-8,9
FRAME	D-1~4
FRONT BRAKE CALIPER	F-1
FRONT FORK	E-2~5
FRONT MASTER CYL	F-6
FRONT MASTER CYL 2	F-7
FRONT WHEEL	E-12
FUEL TANK	E-7~10
GENERATOR	C-1
GOVERNOR	C-2
HANDLEBAR	F-5
HANDLE SWITCH	H-9
HEADLIGHT	H-2
LEVER	H-9
METER	H-1
OIL COOLER	B-1
OIL FILTER	A-12
OIL PUMP	A-11
PICK UP COIL	C-2
PISTON	A-7
REAR BRAKE CALIPER	F-4
REAR MASTER CYL	F-10,11
REAR SHOCKS	E-1
REAR WHEEL	F-2,3
SEAT	E-11
SERVICE DATA	J-1,2
SHIFT CAM	C-9
SHIFT FORK	C-9
SHIFT SHAFT	C-10
SIDE COVER	D-9,10
STAND	F-8,9
STARTER	C-4
STARTING MOTOR	C-3
STEERING	E-6
SWING ARM	D-11,12
TAILLIGHT	H-3
TECHNICAL BULLETIN	K-Row
TOP END GASKET KIT	I-2
TRANSMISSION	C-7,8
URNSIGNAL	H-4,5
VALVE	A-9,10

50J171-4430

TAILLIGHT

CONTENTS

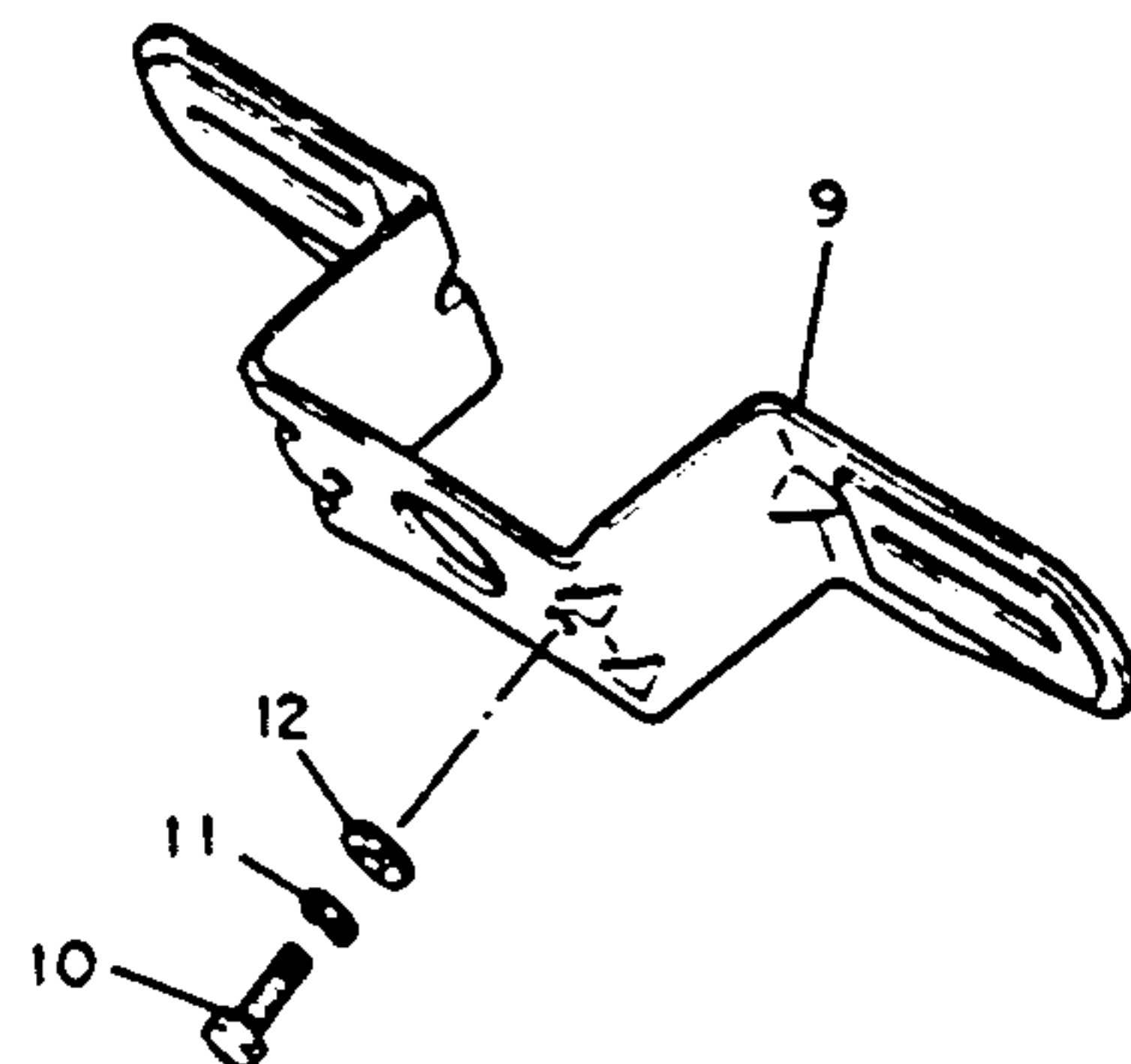


Ref. No.	Part Number	Description	L LC	N NC	Remarks
1	47M-84710-60-00	TAILLIGHT UNIT ASS'Y.....	1	1	
2	47M-84721-60-00	. LENS, taillight	1	1	
3	256-84714-61-00	. BULB (2V 27/8W) (4G0-84714-00)....	2	2	
4	90480-14412-00	GROMMET.....	2	2	
5	97321-06030-00	BOLT (97301-06030)	2	2	
6	92990-06100-00	WASHER, spring (92903-06100)	2	2	
7	90387-06028-00	COLLAR.....	2	2	
8	90201-06071-00	WASHER, plate	2	2	
9	26H-84751-00-93	BRACKET, license (26H-84751-00)	1	1	
10	97306-06016-00	BOLT	2	2	
11	92906-06100-00	WASHER, spring	2	2	
12	90201-06067-00	WASHER, plate	2	2	

* Indicates new part numbers activated from March, 1986.

FJ1100N/NC
FJ1100L/LC

LIGHTING SYSTEM	
Headlight : taillight : Signal Rating	12V60-55W : 12V8W-27W : 12V27W

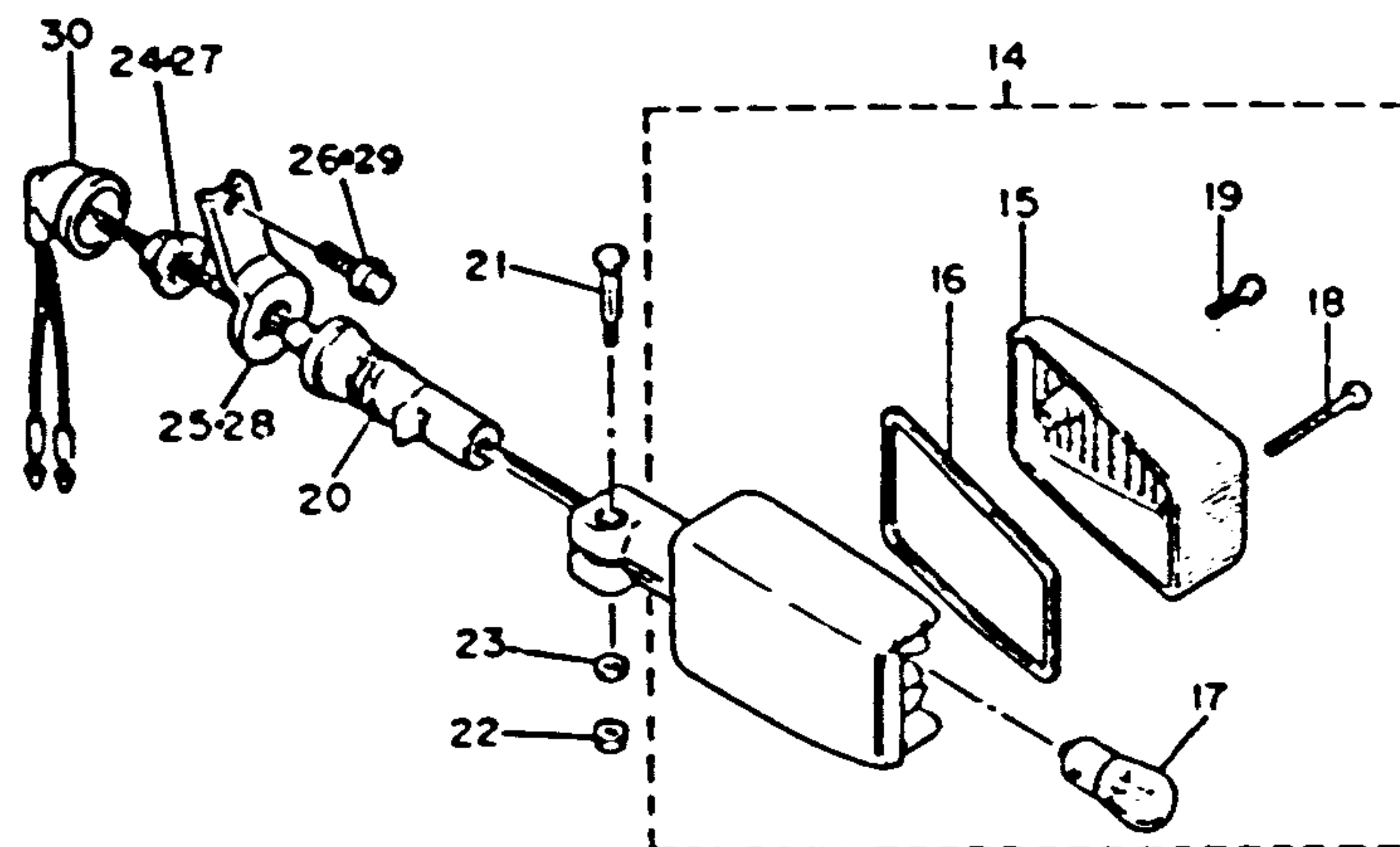


AIR FILTER	B-2,3
CABLE	F-5
CAMSHAFT	A-8
CARBURETOR	B-4~7
CHAIN	A-8
CLUTCH	C-5,6
CRANKCASE	B-10,11
CRANKCASE COVER	B-12
CRANKSHAFT	A-7
CYLINDER	A-6
CYLINDER HEAD	A-5
ELECTRICAL 1	H-6
ELECTRICAL 2	H-7,8
ENGINE GUARD SET	I-1
EXHAUST	B-8,9
FAIRING 1	F-12,G-1
FENDER	D-5~8
FOOTREST	F-8,9
FRAME	D-1~4
FRONT BRAKE CALIPER	F-1
FRONT FORK	E-2~5
FRONT MASTER CYL	F-6
FRONT MASTER CYL 2	F-7
FRONT WHEEL	E-12
FUEL TANK	E-7~10
GENERATOR	C-1
GOVERNOR	C-2
HANDLEBAR	F-5
HANDLE SWITCH	H-9
HEADLIGHT	H-2
LEVER	H-9
METER	H-1
OIL COOLER	B-1
OIL FILTER	A-12
OIL PUMP	A-11
PICK UP COIL	C-2
PISTON	A-7
REAR BRAKE CALIPER	F-4
REAR MASTER CYL	F-10,11
REAR SHOCKS	E-1
REAR WHEEL	F-2,3
SEAT	E-11
SERVICE DATA	J-1,2
SHIFT CAM	C-9
SHIFT FORK	C-9
SHIFT SHAFT	C-10
SIDE COVER	D-9,10
STAND	F-8,9
STARTER	C-4
STARTING MOTOR	C-3
STEERING	E-6
SWING ARM	D-11,12
TAILLIGHT	H-3
TECHNICAL BULLETIN	K-Row
TOP END GASKET KIT	I-2
TRANSMISSION	C-7,8
URNSIGNAL	H-4,5
VALVE	A-9,10

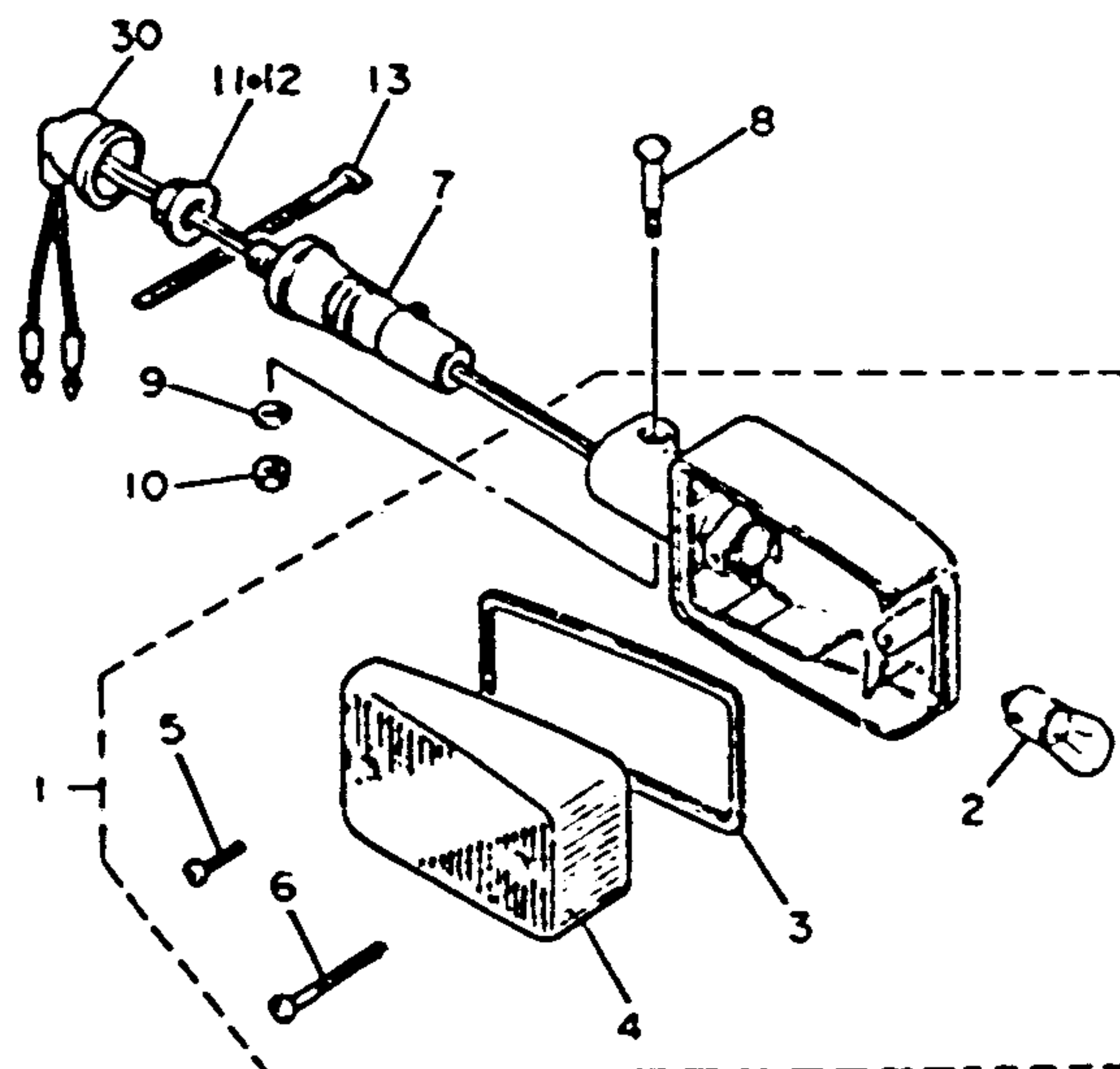


URNSIGNAL

CONTENTS



Ref. No.	Part Number	Description	L LC	N NC	Remarks
1	11H-83301-70-00	FRONT FLASHER LIGHT ASS'Y	2	2	
2	258-83311-70-00	BULB(12V-27W)...	1	1	
3	5G2-83313-00-00	GASKET, flasher lens	1	1	
4	5G2-83312-00-00	LENS, flasher.....	1	1	
5	98503-04014-00	SCREW, pan head (98580-04014).....	1	1	
6	97701-40535-00	SCREW, tapping...	1	1	
7	4G0-83318-00-00	STAY, flasher 1.....	2	2	
8	5G2-83317-00-00	BOLT, flasher 1.....	2	2	
9	92906-05600-00	WASHER, plate	2	2	
10	95306-05600-00	NUT	2	2	
11	95706-12100-00	NUT, flange.....	1	1	
12	95706-12100-00	NUT, flange.....	1	1	
13	341-26397-01-00	BAND	2	2	
14	5G2-83303-70-00	REAR FLASHER LIGHT ASS'Y	2	2	
15	5G2-83312-00-00	LENS, flasher.....	1	1	



FJ1100L/LC
FJ1100N/NC

LIGHTING SYSTEM		
Headlight	Tailight	Signal Rating
		12V60-55W / 12V8W-27W / 12V27W

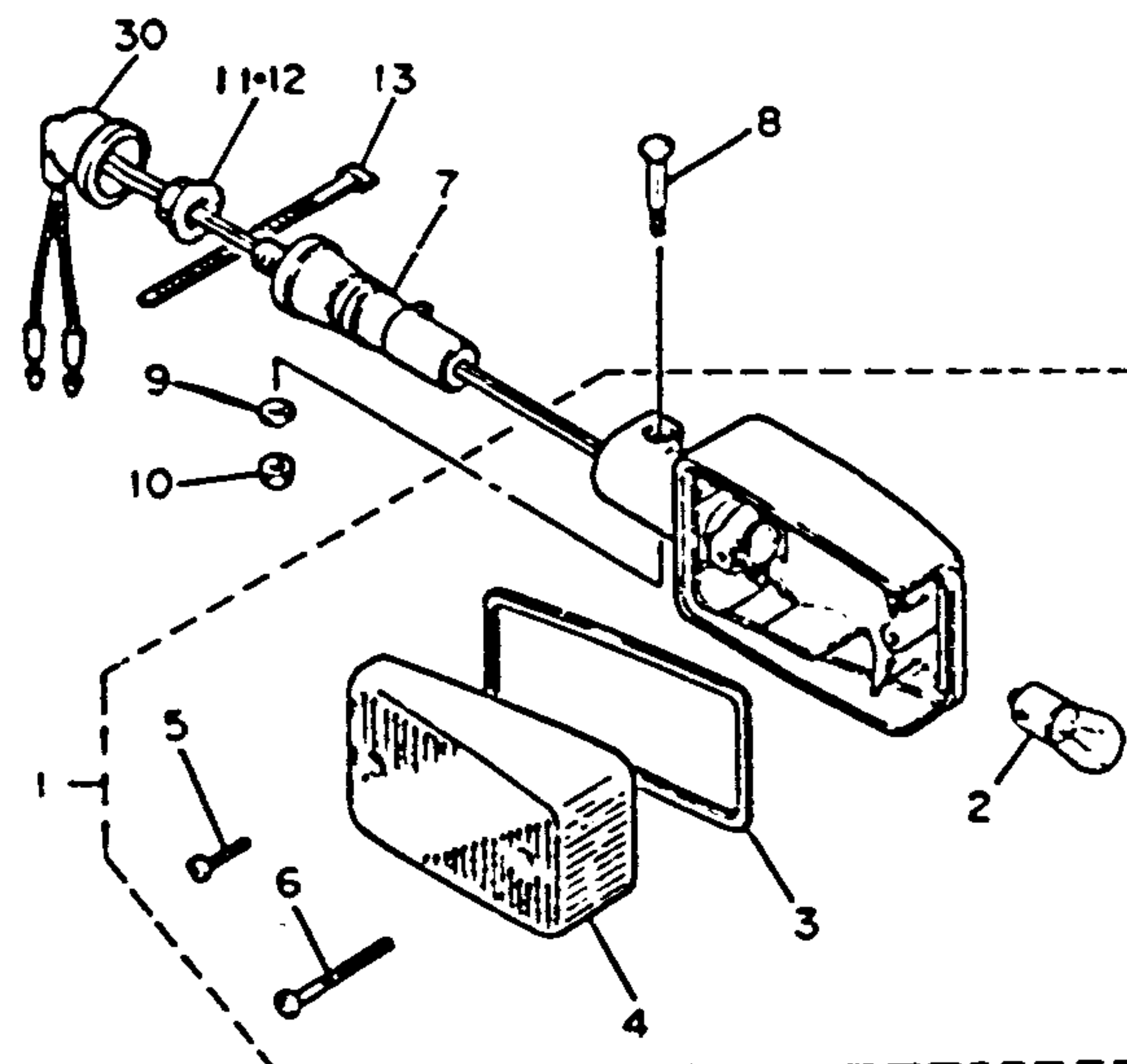
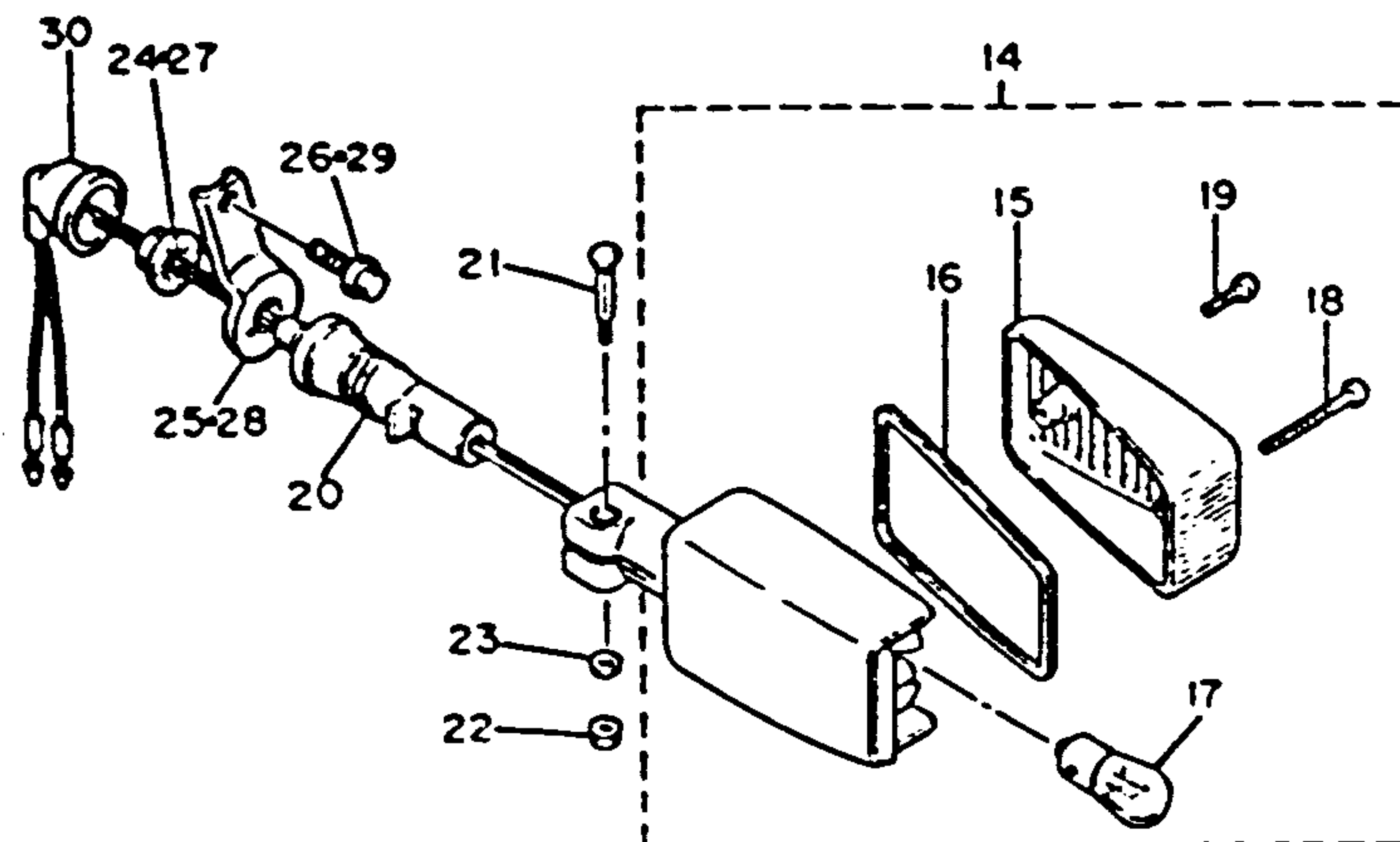
AIR FILTER	B-2,3
CABLE	F-5
CAMSHAFT	A-8
CARBURETOR	B-4~7
CHAIN	A-8
CLUTCH	C-5,8
CRANKCASE	B-10,11
CRANKCASE COVER	B-12
CRANKSHAFT	A-7
CYLINDER	A-6
CYLINDER HEAD	A-5
ELECTRICAL 1	H-6
ELECTRICAL 2	H-7,8
ENGINE GUARD SET	I-1
EXHAUST	B-8,9
FAIRING 1	F-12,G-1
FENDER	D-5~8
FOOTREST	F-8,9
FRAME	D-1~4
FRONT BRAKE CALIPER	F-1
FRONT FORK	E-2~5
FRONT MASTER CYL	F-6
FRONT MASTER CYL 2	F-7
FRONT WHEEL	E-12
FUEL TANK	E-7~10
GENERATOR	C-1
GOVERNOR	C-2
HANDLEBAR	F-5
HANDLE SWITCH	H-9
HEADLIGHT	H-2
LEVER	H-9
METER	H-1
OIL COOLER	B-1
OIL FILTER	A-12
OIL PUMP	A-11
PICK UP COIL	C-2
PISTON	A-7
REAR BRAKE CALIPER	F-4
REAR MASTER CYL	F-10,11
REAR SHOCKS	E-1
REAR WHEEL	F-2,3
SEAT	E-11
SERVICE DATA	J-1,2
SHIFT CAM	C-9
SHIFT FORK	C-9
SHIFT SHAFT	C-10
SIDE COVER	D-9,10
STAND	F-8,9
STARTER	C-4
STARTING MOTOR	C-3
STEERING	E-6
SWING ARM	D-11,12
TAILLIGHT	H-3
TECHNICAL BULLETIN	K-Row
TOP END GASKET KIT	I-2
TRANSMISSION	C-7,8
URNSIGNAL	H-4,5
VALVE	A-9,10



50K700-4410

TURN SIGNAL

CONTENTS



Ref. No.	Part Number	Description	L LC	N NC	Remarks
16	5G2-83313-00-00	GASKET, flasher lens	1	1	
17	256-83311-70-00	BULB (12V-27W)...	1	1	
18	97701-40535-00	SCREW, tapping...	1	1	
19	98511-04018-00	SCREW, pan head	1	1	
20	4G0-83318-00-00	STAY, flasher 1.....	2	2	
21	5G2-83317-00-00	BOLT, flasher 1.....	2	2	
22	95306-05600-00	NUT.....	2	2	
23	92906-05600-00	WASHER, plate.....	2	2	
24	95706-12100-00	NUT, flange.....	1	1	
25	36Y-83368-00-00	STAY, flasher.....	1	1	
26	95802-08012-00	BOLT, flange.....	1	1	
27	95706-12100-00	NUT, flange.....	1	1	
28	36Y-83369-00-00	STAY, flasher.....	1	1	
29	95802-08012-00	BOLT, flange.....	1	1	
30	18G-83365-00-00	CAP.....	4	4	

FJ1100N/NC
FJ1100L/LC

LIGHTING SYSTEM	
Headlight / Taillight / Signal Rating	12V60-55W / 12V8W-27W / 12V27W

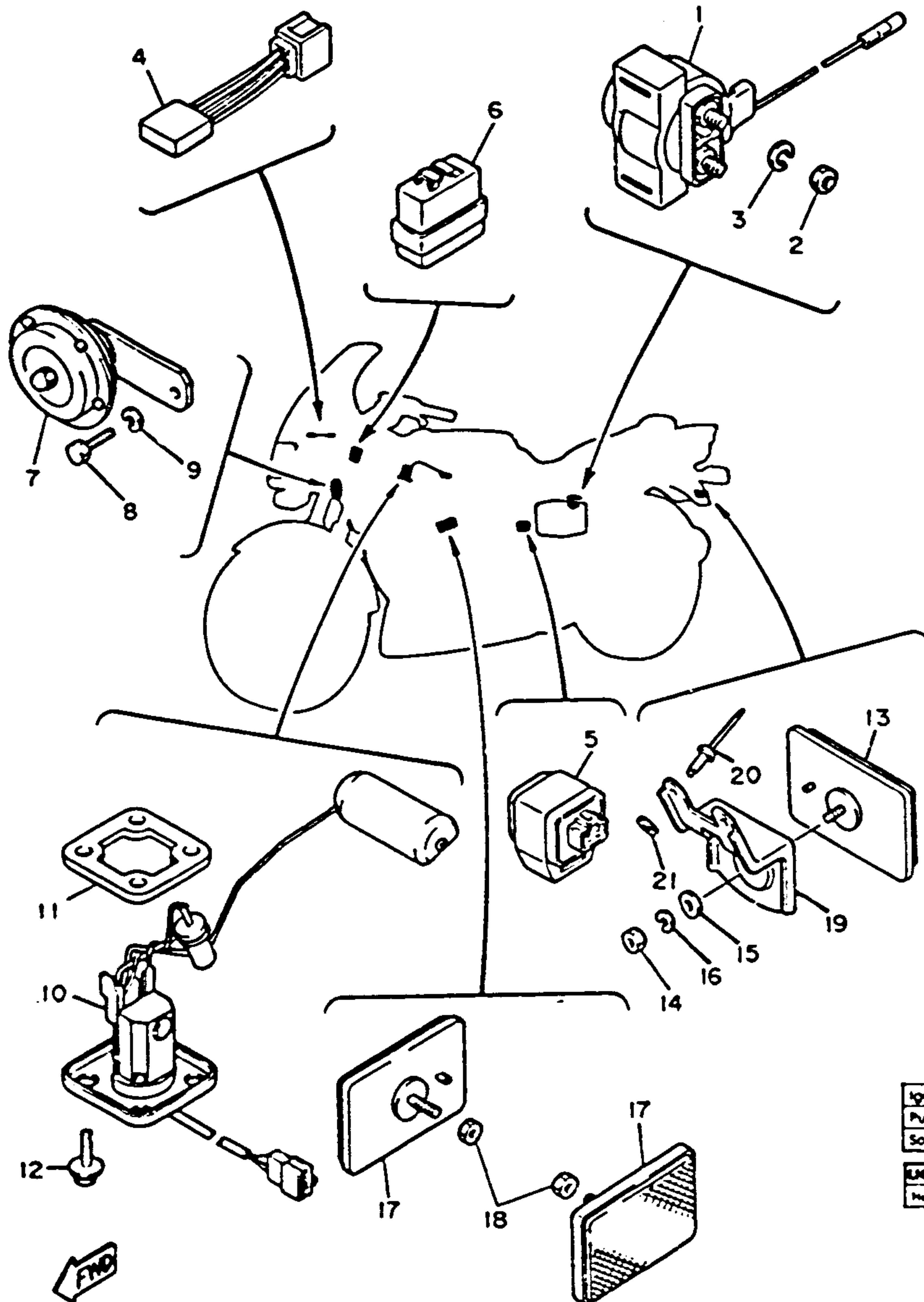
AIR FILTER	B-2,3
CABLE	F-5
CAMSHAFT	A-8
CARBURETOR	B-4~7
CHAIN	A-8
CLUTCH	C-5,6
CRANKCASE	B-10,11
CRANKCASE COVER	B-12
CRANKSHAFT	A-7
CYLINDER	A-6
CYLINDER HEAD	A-5
ELECTRICAL 1	H-6
ELECTRICAL 2	H-7,8
ENGINE GUARD SET	I-1
EXHAUST	B-8,9
FAIRING 1	F-12,G-1
FENDER	D-E~8
FOOTREST	F-8,9
FRAME	D-1~4
FRONT BRAKE CALIPER	F-1
FRONT FORK	E-2~5
FRONT MASTER CYL	F-6
FRONT MASTER CYL 2	F-7
FRONT WHEEL	E-12
FUEL TANK	E-7~10
GENERATOR	C-1
GOVERNOR	C-2
HANDLEBAR	F-5
HANDLE SWITCH	H-9
HEADLIGHT	H-2
LEVER	H-9
METER	H-1
OIL COOLER	B-1
OIL FILTER	A-12
OIL PUMP	A-11
PICK UP COIL	C-2
PISTON	A-7
REAR BRAKE CALIPER	F-4
REAR MASTER CYL	F-10,11
REAR SHOCKS	E-1
REAR WHEEL	F-2,3
SEAT	E-11
SERVICE DATA	J-1,2
SHIFT CAM	C-9
SHIFT FORK	C-9
SHIFT SHAFT	C-10
SIDE COVER	D-9,10
STAND	F-8,9
STARTER	C-4
STARTING MOTOR	C-3
STEERING	E-6
SWING ARM	D-11,12
TAILLIGHT	H-3
TECHNICAL BULLETIN	K-Row
TOP END GASKET KIT	I-2
TRANSMISSION	C-7,8
TURN SIGNAL	H-4,5
VALVE	A-9,10



50K700-#410

ELECTRICAL 1

CONTENTS



Ref. No.	Part Number	Description	L LC	N NC	Remarks
1	36Y-81940-00-00	STARTER SWITCH ASS'Y.....	1	1	
2	95301-06700-00	NUT (95302-06700)	2	2	
3	92990-06100-00	WASHER, spring (92903-06100)	2	2	
4	4U8-81980-M0-00	DIODE.....	1	1	
5	4U8-81950-01-00	RELAY ASS'Y.....	1	1	
6	41R-83350-71-00	FLASHER RELAY ASS'Y.....	1	1	
7	4V8-83371-20-00	HORN	1	1	
8	97326-C8016-00	BOLT	1	1	
9	92906-08100-00	WASHER, spring	1	1	
10	36Y-85752-02-00	SENDER UNIT ASS'Y, fuel meter (36Y-85752-01)	1	1	
11	5G3-85753-00-00	GASKET, sender unit	1	1	
12	90119-05071-00	BOLT, w/washer.....	4	4	
13	3G1-85130-01-00	REAR REFLECTOR ASS'Y(3G1-85130-00)	1	1	
14	95301-05700-00	NUT (95302-05700)	1	1	
15	92901-05200-00	WASHER (92902-05200)	1	1	
16	92903-05100-00	WASHER, spring (92902-05100)	1	1	
17	4X7-85110-00-00	FRONT REFLECTOR ASS'Y.....	2	2	
18	95301-05600-00	NUT (95302-05600) .	2	2	
19	47M-85132-00-00	BRACKET, reflector 1	1	1	
20	90267-32070-00	RIVET, blind	2	2	
21	92990-03200-00	WASHER (92901-03200)	2	2	

Ignition Coil Test Gap / Primary Ω / Secondary Ω	6mm / 2.7 Ω \pm 10% / 12K Ω \pm 20%
Pulse Coil or Pickup Coil Color Code / Ω	Org ~ Blk, Blk ~ Gry / 465 Ω \pm 10%
Source Coil Color Code / Ω	e / e
LIGHTING SYSTEM	
Headlight / Taillight / Signal Rating	12V/60-55W / 12V/8W-27W / 12V/27W

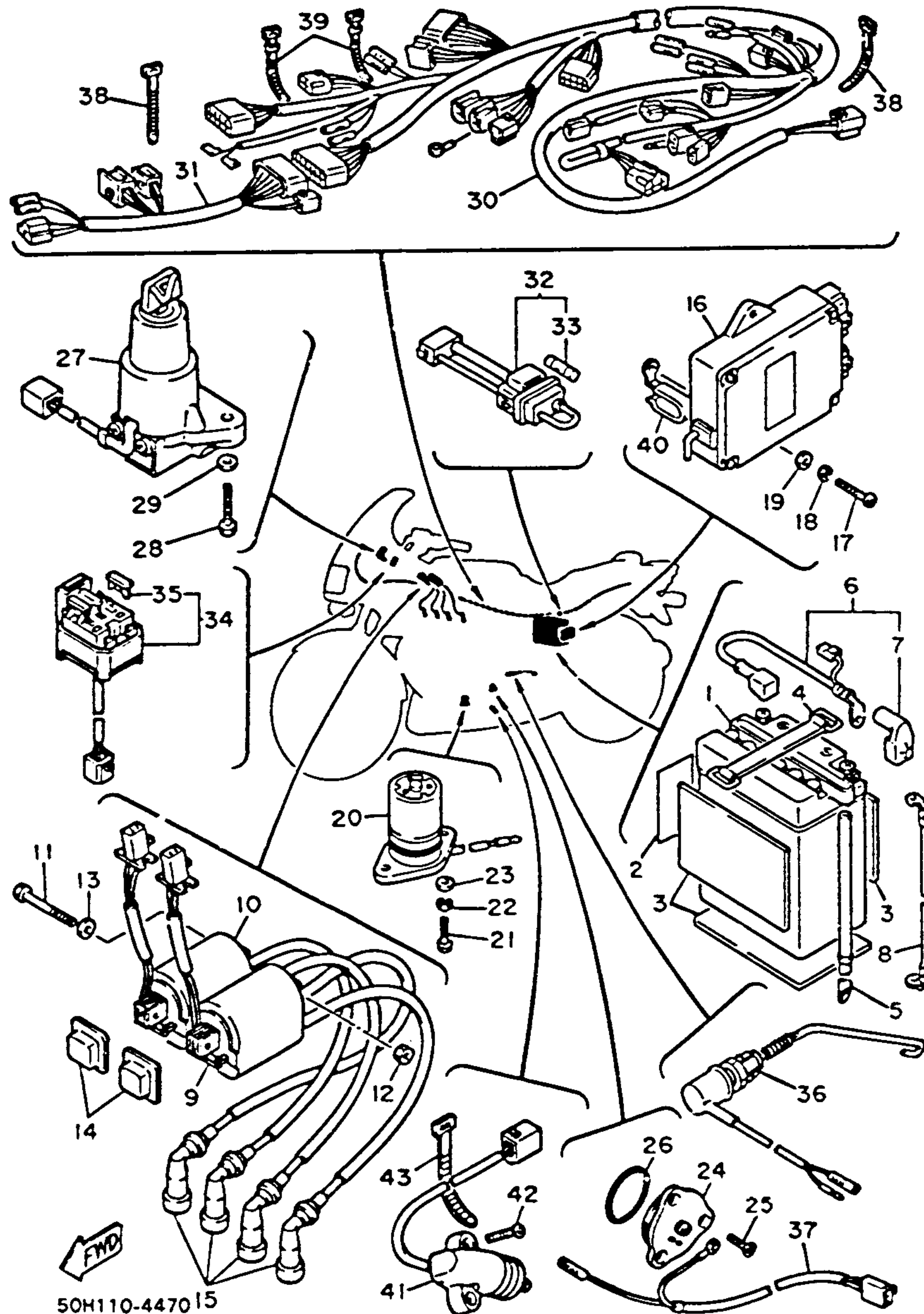
FJ1100L/LC
FJ1100N/NC

H-6

AIR FILTER	B-2,3
CABLE	F-5
CAMSHAFT	A-8
CARBURETOR	B-4~7
CHAIN	A-8
CLUTCH	C-5,6
CRANKCASE	B-10,11
CRANKCASE COVER	B-12
CRANKSHAFT	A-7
CYLINDER	A-6
CYLINDER HEAD	A-5
ELECTRICAL 1	H-6
ELECTRICAL 2	H-7,8
ENGINE GUARD SET	I-1
EXHAUST	B-8,9
FAIRING 1	F-12,G-1
FENDER	D-5~8
FOOTREST	F-8,9
FRAME	D-1~4
FRONT BRAKE CALIPER	F-1
FRONT FORK	E-2~5
FRONT MASTER CYL	F-6
FRONT MASTER CYL 2	F-7
FRONT WHEEL	E-12
FUEL TANK	E-7~10
GENERATOR	C-1
GOVERNOR	C-2
HANDLEBAR	F-5
HANDLE SWITCH	H-9
HEADLIGHT	H-2
LEVER	H-9
METER	H-1
OIL COOLER	B-1
OIL FILTER	A-12
OIL PUMP	A-11
PICK UP COIL	C-2
PISTON	A-7
REAR BRAKE CALIPER	F-4
REAR MASTER CYL	F-10,11
REAR SHOCKS	E-1
REAR WHEEL	F-2,3
SEAT	E-11
SERVICE DATA	J-1,2
SHIFT CAM	C-9
SHIFT FORK	C-9
SHIFT SHAFT	C-10
SIDE COVER	D-9,10
STAND	F-8,9
STARTER	C-4
STARTING MOTOR	C-3
STEERING	E-6
SWING ARM	D-11,12
TAILLIGHT	H-3
TECHNICAL BULLETIN	K-Row
TOP END GASKET KIT	I-2
TRANSMISSION	C-7,8
URNSIGNAL	H-4,5
VALVE	A-9,10

ELECTRICAL 2

CONTENTS



Ref. No.	Part Number	Description	L LC	N NC	Remarks
1	447-82110-79-00	BATTERY ASS'Y (12N14-3A).....	1	1	
2	118-82141-09-00	LABEL, battery (LIT-82141-09).....	1	1	
3	5G3-82121-00-00	PAD, battery.....	3	3	
4	2T4-82131-00-00	BAND, battery.....	1	1	
5	90445-083A4-00	HOSE.....	1	1	
6	36Y-82115-00-00	WIRE, plug lead.....	1	1	
7	4X7-82119-00-00	COVER, lead wire	1	1	
8	36Y-82116-00-00	WIRE, minus lead....	1	1	
9	36Y-82310-60-00	IGNITION COIL ASS'Y	1	1	
10	36Y-82320-60-00	IGNITION COIL ASS'Y	1	1	
11	97301-06070-00	BOLT(97302-06070)	1	1	
12	95302-06600-00	NUT.....	1	1	
13	92990-06200-00	WASHER (92903-06200).....	1	1	
14	4U8-82317-00-00	DAMPER, ignition coil	2	2	
15	4G0-82370-20-00	PLUG CAP ASS'Y....	4	4	
16	36Y-82305-10-00	IGNITOR UNIT ASS'Y	1	1	
17	92503-06020-00	SCREW, pan head...	2	2	
18	92990-06100-00	WASHER, spring (S2903-06100).....	2	2	
19	90201-061A5-00	WASHER (92901-06600).....	2	2	
20	4H7-85720-01-00	OIL LEVEL GAUGE ASS'Y (4H7-85720-00)	1	1	
21	97303-06020-00	BOLT (97302-06020)	2	2	
22	92990-06100-00	WASHER, spring (92903-06100).....	2	2	

FJ1100L/LC FJ1100N/NC

Battery Model / Specific Gravity / Charge Rate	YB14L (12V14AH) / 1.260 / 1.4A
Maximum Output	14V26A @ 5000 rpm
Ignition Coil Test Gap / Primary Ω / Secondary Ω	6mm / 2.7 Ω \pm 10% / 12K Ω \pm 20%
Pulse Coil or Pickup Coil Color Code / Ω	Org ~ Bk, Bk ~ Gry / 165 Ω \pm 10%
Source Coil Color Code / Ω	• / •

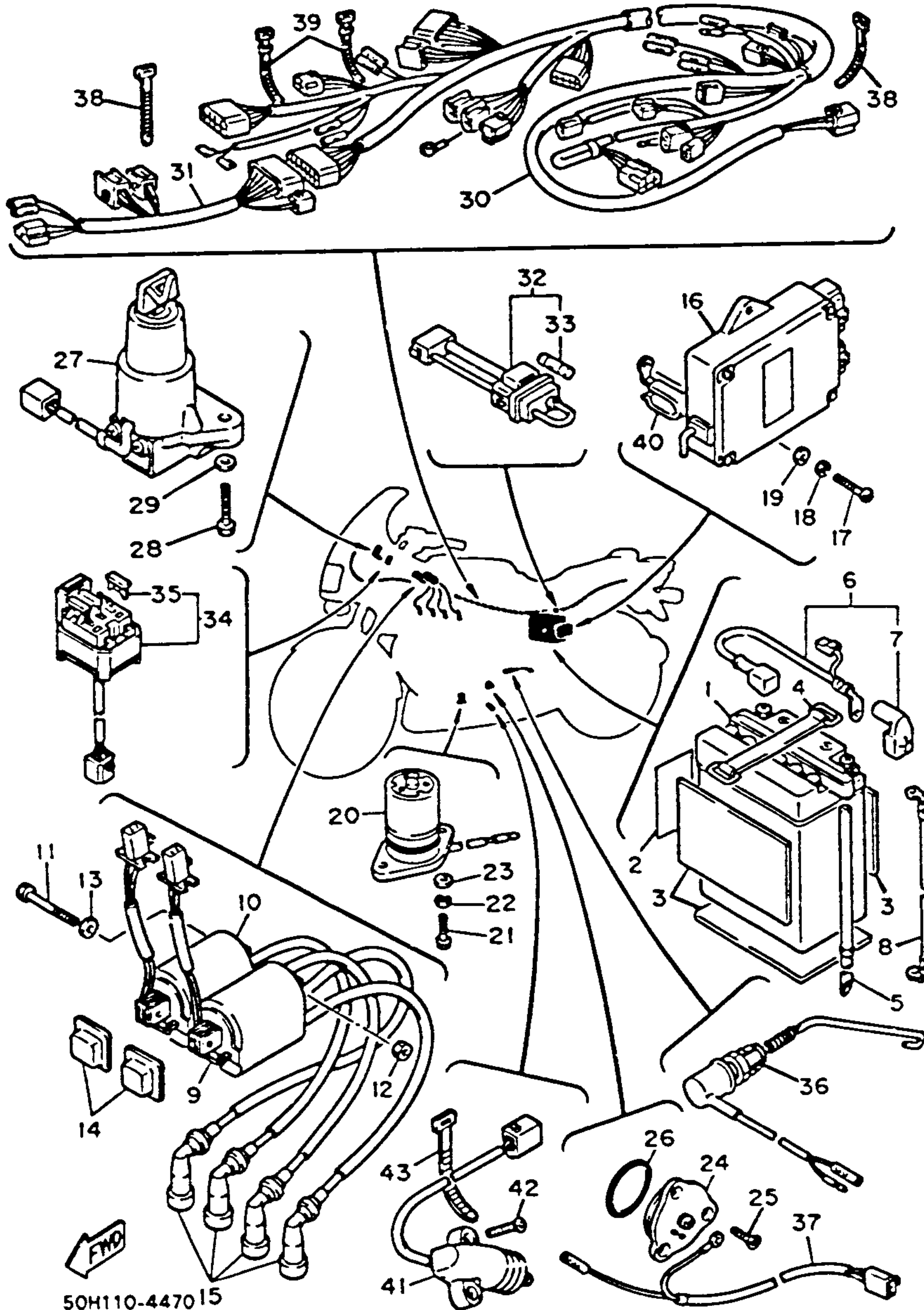
LIGHTING SYSTEM	
Headlight / Taillight / Signal Rating	12V60-55W / 12V8W-27W / 12V27W

H-7

AIR FILTER	B-2,3
CABLE	F-5
CAMSHAFT	A-8
CARBURETOR	B-4~7
CHAIN	A-8
CLUTCH	C-5,6
CRANKCASE	B-10,11
CRANKCASE COVER	B-12
CRANKSHAFT	A-7
CYLINDER	A-6
CYLINDER HEAD	A-5
ELECTRICAL 1	H-6
ELECTRICAL 2	H-7,8
ENGINE GUARD SET	I-1
EXHAUST	B-8,9
FAIRING 1	F-12,G-1
FENDER	D-5~8
FOOTREST	F-8,9
FRAME	D-1~4
FRONT BRAKE CALIPER	F-1
FRONT FORK	E-2~5
FRONT MASTER CYL	F-6
FRONT MASTER CYL 2	F-7
FRONT WHEEL	E-12
FUEL TANK	E-7~10
GENERATOR	C-1
GOVERNOR	C-2
HANDLEBAR	F-5
HANDLE SWITCH	H-9
HEADLIGHT	H-2
LEVER	H-9
METER	H-1
OIL COOLER	B-1
OIL FILTER	A-12
OIL PUMP	A-11
PICK UP COIL	C-2
PISTON	A-7
REAR BRAKE CALIPER	F-4
REAR MASTER CYL	F-10,11
REAR SHOCKS	E-1
REAR WHEEL	F-2,3
SEAT	E-11
SERVICE DATA	J-1,2
SHIFT CAM	C-9
SHIFT FORK	C-9
SHIFT SHAFT	C-10
SIDE COVER	D-9,10
STAND	F-8,9
STARTER	C-4
STARTING MOTOR	C-3
STEERING	E-6
SWING ARM	D-11,12
TAILLIGHT	H-3
TECHNICAL BULLETIN	K-Row
TOP END GASKET KIT	I-2
TRANSMISSION	C-7,8
URNSIGNAL	H-4,5
VALVE	A-9,10

ELECTRICAL 2

CONTENTS



Ref. No.	Part Number	Description	L LC	N NC	Remarks
23	90201-061A5-00	WASHER (92901-06600)	2	2	
24	1L9-82540-00-00	NEUTRAL SWITCH ASS'Y.....	1	1	
25	98701-05012-00	SCREW, flat head.	3	3	
26	93210-29196-00	O-RING	1	1	
27	47M-82501-50-00	MAIN SWITCH STEERING LOCK....	1	1	
28	97321-06016-00	BOLT (97322-06016)	2	2	
29	90201-061A5-00	WASHER (92901-06600)	2	2	
30	47M-82590-51-00	WIRE HARNESS ASS'Y.....	1	1	
31	36Y-82580-00-00	WIRE HARNESS ASS'Y 2.....	1	1	
32	3H5-82150-00-00	FUSE HOLDER ASS'Y	1	1	
33	2H7-82151-00-00	. FUSE (12V-30A) ...	2	2	
34	36Y-82170-01-00	FUSE BOX ASS'Y....	1	1	
35	36Y-82151-00-00	. FUSE (12V-15A) ...	4	4	
36	36Y-82530-00-00	STOP SWITCH ASS'Y	1	1	
37	36Y-82509-00-00	WIRE, sub lead.....	1	1	
38	168-83936-01-00	BAND, switch cord	2	2	
39	437-83936-10-00	BAND, switch cord	2	2	
40	90465-13154-00	CLAMP	1	1	
41	3A3-82566-00-00	SWITCH, side stand	1	1	
42	98706-05016-00	SCREW, flat head.	2	2	
43	341-26397-01-00	BAND.....	1	1	

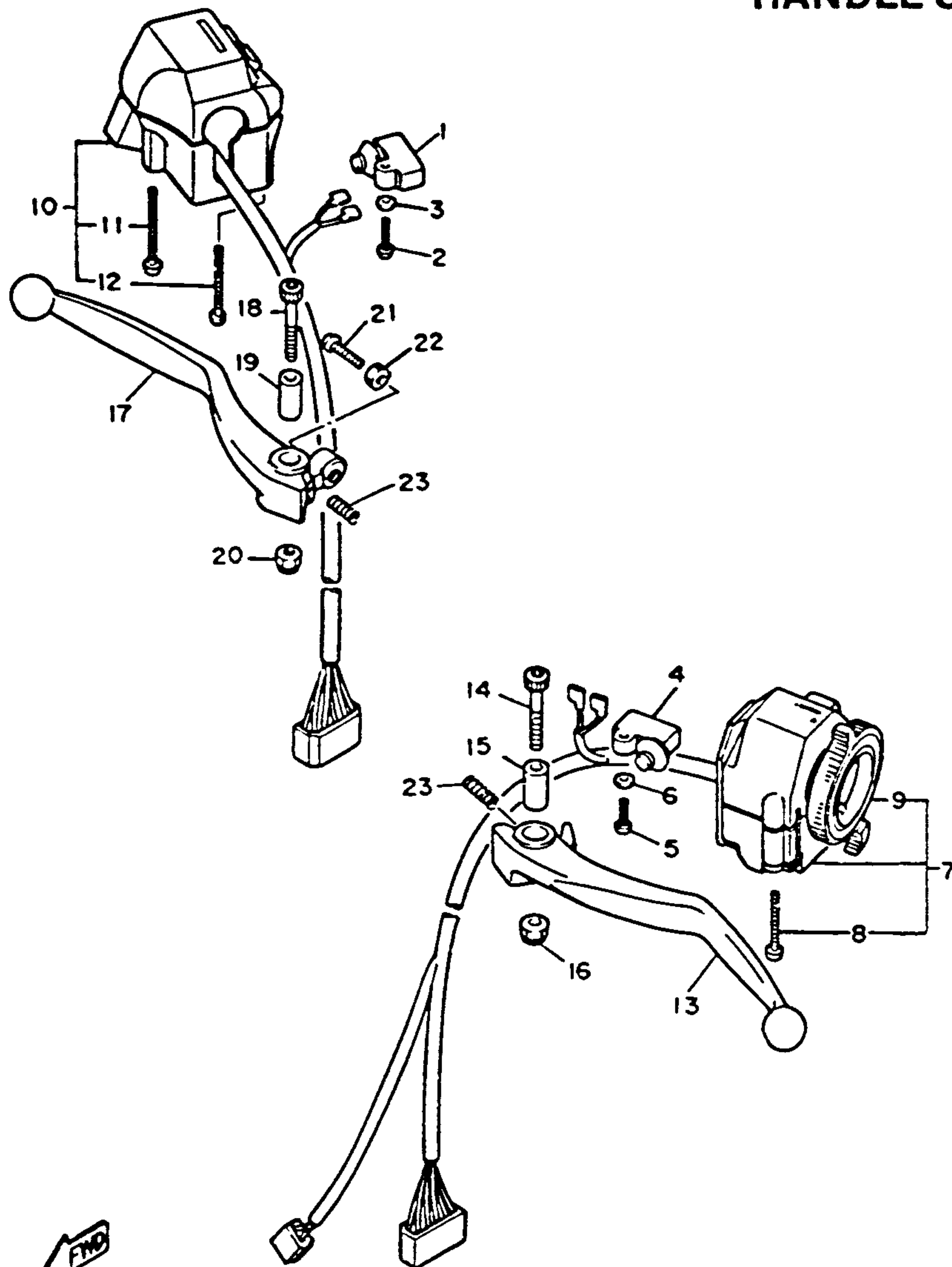
FJ1100N/NC
FJ1100L/LC

Battery Model / Specific Gravity / Charge Rate	YB14L (12V14AH) / 1.280 / 1.4A
Maximum Output	14V26A @ 5000 rpm
Ignition Coil Test Gap / Primary Ω / Secondary Ω	6mm / 2.7 Ω \pm 10% / 12K Ω \pm 20%
Pulse Coil or Pickup Coil Color Code / Ω	~ Bk, Bk ~ Gry / 165 Ω \pm 10%
Source Coil Color Code / Ω	~ Bk
LIGHTING SYSTEM	
Headlight / Taillight / Signal Rating	12V60-55W / 12V8W-27W / 12V27W

AIR FILTER	B-2,3
CABLE	F-5
CAMSHAFT	A-8
CARBURETOR	B-4~7
CHAIN	A-8
CLUTCH	C-5,6
CRANKCASE	B-10,11
CRANKCASE COVER	B-12
CRANKSHAFT	A-7
CYLINDER	A-6
CYLINDER HEAD	A-5
ELECTRICAL 1	H-6
ELECTRICAL 2	H-7,8
ENGINE GUARD SET	I-1
EXHAUST	B-8,9
FAIRING 1	F-12,G-1
FENDER	D-5~8
FOOTREST	F-8,9
FRAME	D-1~4
FRONT BRAKE CALIPER	F-1
FRONT FORK	E-2~5
FRONT MASTER CYL	F-6
FRONT MASTER CYL 2	F-7
FRONT WHEEL	E-12
FUEL TANK	E-7~10
GENERATOR	C-1
GOVERNOR	C-2
HANDLEBAR	F-5
HANDLE SWITCH	H-9
HEADLIGHT	H-2
LEVER	H-9
METER	H-1
OIL COOLER	B-1
OIL FILTER	A-12
OIL PUMP	A-11
PICK UP COIL	C-2
PISTON	A-7
REAR BRAKE CALIPER	F-4
REAR MASTER CYL	F-10,11
REAR SHOCKS	E-1
REAR WHEEL	F-2,3
SEAT	E-11
SERVICE DATA	J-1,2
SHIFT CAM	C-9
SHIFT FORK	C-9
SHIFT SHAFT	C-10
SIDE COVER	D-9,10
STAND	F-8,9
STARTER	C-4
STARTING MOTOR	C-3
STEERING	E-6
SWING ARM	D-11,12
TAILLIGHT	H-3
TECHNICAL BULLETIN	K-Row
TOP END GASKET KIT	I-2
TRANSMISSION	C-7,8
URNSIGNAL	H-4,5
VALVE	A-9,10

HANDLE SWITCH - LEVER

CONTENTS



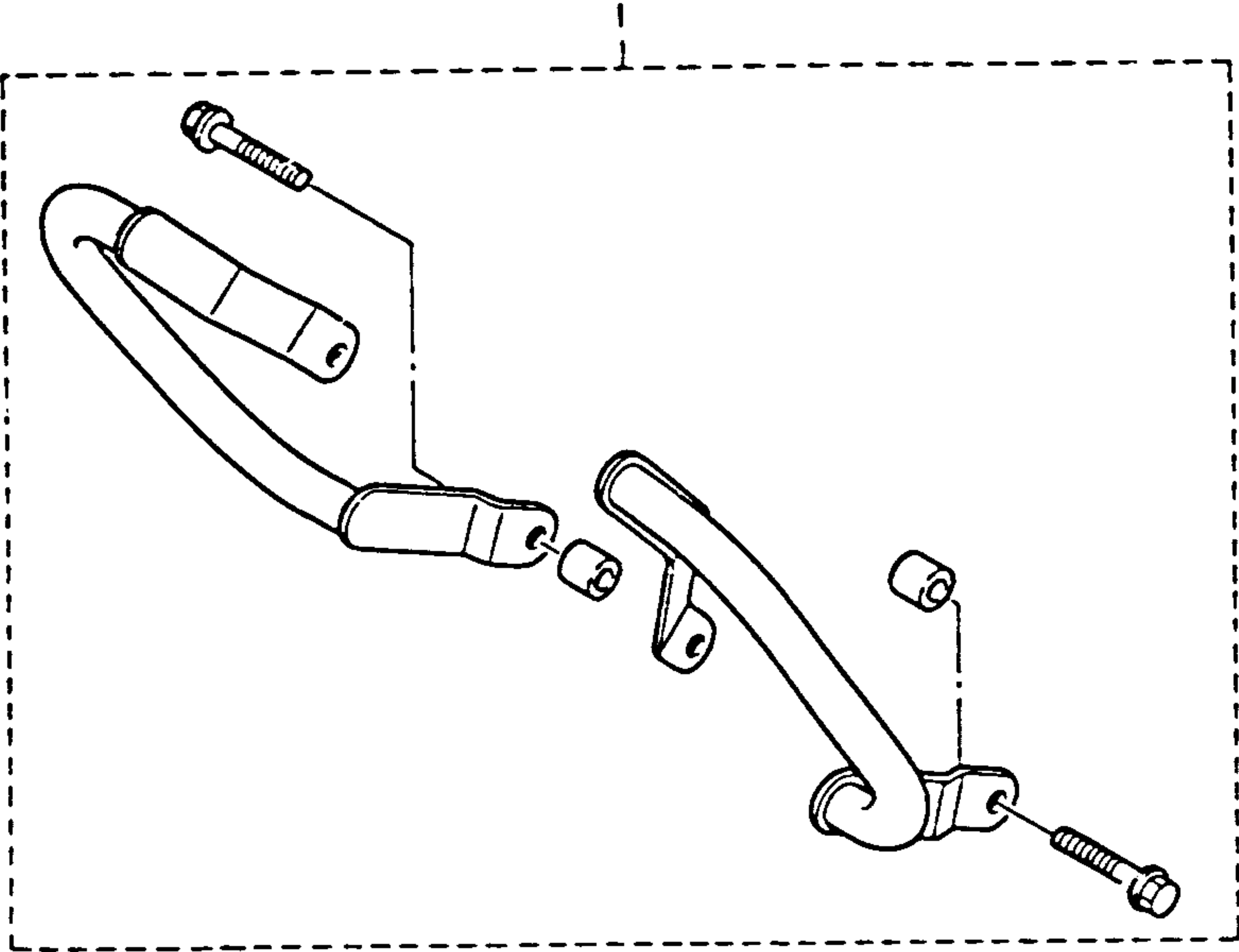
Ref. No.	Part Number	Description	L LC	N NC	Remarks
1	36Y-83980-00-00	FRONT STOP SWITCH ASS'Y	1	1	
2	98506-04018-00	SCREW, pan head ...	1	1	
3	92906-04600-00	WASHER, plate	1	1	
4	36Y-82917-00-00	SWITCH	1	1	
5	98506-04018-00	SCREW, pan head ...	1	1	
6	92906-04600-00	WASHER, plate	1	1	
7	47M-83973-00-00	SWITCH, handle 3 (left)	1	1	
8	98506-05035-00	SCREW, pan head	2	2	
9	31A-83960-00-00	CHOKE RING ASS'Y	1	1	
10	47M-83975-00-00	SWITCH, handle 2 ...	1	1	
11	98506-05040-00	SCREW, pan head	1	1	
12	98506-05045-00	SCREW, pan head	1		
13	36Y-83912-00-00	LEVER 1	1	1	
14	90110-06074-00	BOLT, hexagon socket head	1	1	
15	36Y-83913-00-00	COLLAR, lever 1	1	1	
16	95606-06100-00	NUT, U	1	1	
17	36Y-83922-00-00	LEVER 2	1	1	
18	90110-06074-00	BOLT, hexagon socket head	1	1	
19	36Y-83913-00-00	COLLAR, lever 1	1	1	
20	95606-06100-00	NUT, U	1	1	
21	90149-06153-00	SCREW	1	1	
22	90170-06010-00	NUT	1	1	
23	90501-10312-00	SPRING, compression	2	2	

AIR FILTER	B-2,3
CABLE	F-5
CAMSHAFT	A-8
CARBURETOR	B-4~7
CHAIN	A-8
CLUTCH	C-5,6
CRANKCASE	B-10,11
CRANKCASE COVER	B-12
CRANKSHAFT	A-7
CYLINDER	A-6
CYLINDER HEAD	A-5
ELECTRICAL 1	H-6
ELECTRICAL 2	H-7,8
ENGINE GUARD SET	I-1
EXHAUST	B-8,9
FAIRING 1	F-12,G
FENDER	D-5~8
FOOTREST	F-8,9
FRAME	D-1~4
FRONT BRAKE CALIPER	F-1
FRONT FORK	E-2~5
FRONT MASTER CYL	F-6
FRONT MASTER CYL 2	F-7
FRONT WHEEL	E-12
FUEL TANK	E-7~10
GENERATOR	C-1
GOVERNOR	C-2
HANDLEBAR	F-5
HANDLE SWITCH	H-9
HEADLIGHT	H-2
LEVER	H-9
METER	H-1
OIL COOLER	B-1
OIL FILTER	A-12
OIL PUMP	A-11
PICK UP COIL	C-2
PISTON	A-7
REAR BRAKE CALIPER	F-4
REAR MASTER CYL	F-10,11
REAR SHOCKS	E-1
REAR WHEEL	F-2,3
SEAT	E-11
SERVICE DATA	J-1,2
SHIFT CAM	C-9
SHIFT FORK	C-9
SHIFT SHAFT	C-10
SIDE COVER	D-9,10
STAND	F-8,9
STARTER	C-4
STARTING MOTOR	C-3
STEERING	E-6
SWING ARM	D-11,12
TAILLIGHT	H-3
TECHNICAL BULLETIN	K-Row
TOP END GASKET KIT	I-2
TRANSMISSION	C-7,8
TURN SIGNAL	H-4,5
VALVE	A-9,10

50J171-4450

ENGINE GUARD SET

CONTENTS



Ref. No.	Part Number	Description	L LC	N NC	Remarks
1	50H-W0741-00-00	ENGINE GUARD SET	1	1	Alt. Part

AIR FILTER	B-2,3
CABLE	F-5
CAMSHAFT	A-8
CARBURETOR	B-4~7
CHAIN	A-8
CLUTCH	C-5,6
CRANKCASE	B-10,11
CRANKCASE COVER	B-12
CRANKSHAFT	A-7
CYLINDER	A-6
CYLINDER HEAD	A-5
ELECTRICAL 1	H-6
ELECTRICAL 2	H-7,8
ENGINE GUARD SET	I-1
EXHAUST	B-8,9
FAIRING 1	F-12,G-1
FENDER	D-5~8
FOOTREST	F-8,9
FRAME	D-1~4
FRONT BRAKE CALIPER	F-1
FRONT FORK	E-2~5
FRONT MASTER CYL	F-6
FRONT MASTER CYL 2	F-7
FRONT WHEEL	E-12
FUEL TANK	E-7~10
GENERATOR	C-1
GOVERNOR	C-2
HANDLEBAR	F-5
HANDLE SWITCH	H-9
HEADLIGHT	H-2
LEVER	H-9
METER	H-1
OIL COOLER	B-1
OIL FILTER	A-12
OIL PUMP	A-11
PICK UP COIL	C-2
PISTON	A-7
REAR BRAKE CALIPER	F-4
REAR MASTER CYL	F-10,11
REAR SHOCKS	E-1
REAR WHEEL	F-2,3
SEAT	E-11
SERVICE DATA	J-1,2
SHIFT CAM	C-9
SHIFT FORK	C-9
SHIFT SHAFT	C-10
SIDE COVER	D-9,10
STAND	F-8,9
STARTER	C-4
STARTING MOTOR	C-3
STEERING	E-6
SWING ARM	D-11,12
TAILLIGHT	H-3
TECHNICAL BULLETIN	K-Row
TOP END GASKET KIT	I-2
TRANSMISSION	C-7,8
URNSIGNAL	H-4,5
VALVE	A-9,10



50H110-4480

TOP END GASKET KIT

CONTENTS

Part Number	Description	L LC	N NC	Remarks
50H-W0001-00-XX TOP END GASKET KIT				
90430-06014-00	GASKET, holder	1	1	
36Y-11181-00-00	GASKET, cylinder head	1	1	
36Y-11193-00-00	GASKET, head cover	1	1	
93210-79200-00	O-RING, cylinder	4	4	
90430-14131-00	GASKET, cylinder dowel.	2	2	
36Y-11351-00-00	GASKET, cylinder. . . .	1	1	
30X-12213-00-00	GASKET, tensioner case.	1	1	
30X-12119-00-00	SEAL, valve stem	16	16	
93210-40659-00	O-RING, intake.	4	4	
341-14613-00-00	GASKET, exhaust. . . .	4	4	

AIR FILTER	B-2,3
CABLE	F-5
CAMSHAFT	A-8
CARBURETOR	B-4~7
CHAIN	A-8
CLUTCH	C-5,6
CRANKCASE	B-10,11
CRANKCASE COVER	B-12
CRANKSHAFT	A-7
CYLINDER	A-6
CYLINDER HEAD	A-5
ELECTRICAL 1	H-6
ELECTRICAL 2	H-7,8
ENGINE GUARD SET	I-1
EXHAUST	B-8,9
FAIRING 1	F-12,G-1
FENDER	D-5~8
FOOTREST	F-8,9
FRAME	D-1~4
FRONT BRAKE CALIPER	F-1
FRONT FORK	E-2~5
FRONT MASTER CYL	F-6
FRONT MASTER CYL 2	F-7
FRONT WHEEL	E-12
FUEL TANK	E-7~10
GENERATOR	C-1
GOVERNOR	C-2
HANDLEBAR	F-5
HANDLE SWITCH	H-9
HEADLIGHT	H-2
LEVER	H-9
METER	H-1
OIL COOLER	B-1
OIL FILTER	A-12
OIL PUMP	A-11
PICK UP COIL	C-2
PISTON	A-7
REAR BRAKE CALIPER	F-4
REAR MASTER CYL	F-10,11
REAR SHOCKS	E-1
REAR WHEEL	F-2,3
SEAT	E-11
SERVICE DATA	J-1,2
SHIFT CAM	C-9
SHIFT FORK	C-9
SHIFT SHAFT	C-10
SIDE COVER	D-9,10
STAND	F-8,9
STARTER	C-4
STARTING MOTOR	C-3
STEERING	E-6
SWING ARM	D-11,12
TAILLIGHT	H-3
TECHNICAL BULLETIN	K-Row
TOP END GASKET KIT	I-2
TRANSMISSION	C-7,8
URNSIGNAL	H-4,5
VALVE	A-9,10

SERVICE DATA

CONTENTS

MOTORCYCLE	DATE 5/4/84	BY M84-020A
------------	-------------	-------------

FJ1100L/LC 1984 SERVICE DATA

Effective 3/29/85 this Technical Bulletin replaces M84-020, please remove, and destroy M84-020. * Denotes a change in the original Technical Bulletin.

MODEL - B&I LD. NUMBER	FJ1100L - 50M	FJ1100LC - 47M
Initial Engine Number / Frame Number	See Page 2	
Fuel Type / Total Fuel Tank Capacity / Reserve Cap.	Regular / 24.5 Ltr. (6.47 gal.) / 0.5 Ltr. (0.55 qt.)	

ENGINE TYPE	4-Stroke, DOHC, Parallel-Four
Bore / Stroke / Number Cylinders / Displacement	74mm / 63.8mm / 4 / 1097cc
Compression Ratio/Compression Pressure Min~Max	9.5:1 / 114 psi ~ 142 psi
Piston Skirt Clearance New / Max	0.03 ~ 0.05mm / 0.1mm
Ring End Gap Top / 2nd / 3rd	0.20 ~ 0.35mm / 0.20 ~ 0.35mm / 0.2 ~ 0.7mm
Valve Clearance (Cold) Intake / Exhaust	0.11 ~ 0.15mm / 0.16 ~ 0.20mm
Oiling System	Wet Sump (Trochoid Type)
Capacity: Dry	4.2 Ltr. (1.11 gal.)
Oil and Filter Change	3.35 Ltr. (0.88 gal.)
Oil Change Only	3.0 Ltr. (0.79 gal.)
Lubricant: Temp Above 5°C (40°F)	Yamalube 4" or SAE 20W40 SE or SF
Temp Below 45°C (60°F)	SAE 10W30 SE or SF
Cooling System / Capacity	•
Coolant Type / Mixing Ratio	• / •

AUTOLUBE - Min Stroke / Color Code	• / •
Minimum Output @ 200 Cycles	•
Maximum Output @ 200 Cycles	•

CARBURETOR - Manufacturer / Type / LD. Number	Mikuni / BS36 / 50M-00
Main Jet / Pilot Jet / Pilot Screw (Turns Out)	112.5 / 37.5 / 2.0
Needle Jet / Jet Needle-Clip Position	Y-O (#31) / SF263 Fixed
Slide Cutaway	•
Floot Level / Fuel Level	22.3mm / 2 ~ 4mm
Idle rpm	950 ~ 1050 rpm
Max CO ₂ / Max HC ₂ / Set CO	7.0% / 500 ppm / 3.0%

SUSPENSION	
Front: Inner Tube Diameter	41mm
Oil Type / Level / Qty	10 Wt. Fork Oil / 141mm / 424cc (14.3 oz.)
Gas Pressure Min ~ Max / Standard	• / •
Spring Length Standard	383mm
Rear: Gas Pressure Min ~ Max / Standard	• / •
Minimum Brake Lining Thickness Front / Rear	0.5mm / 0.5mm
Tire Size (Nominal Pressure) Front / Rear	120/80-V16 (33 psi) / 150/80-V16 (36 psi)

TRANSMISSION - Oil Type / Oil Change / Oil Dry	See ENGINE Above
Secondary Drive Type / Teeth / Chain	Chain / 42/17 / 502L Daido - 110L
Middle Gear Case Capacity	•
Final Gear Case Capacity	•
Gear Case Lubricant	•

SERVICE COPY	SER. MGR.	MECH.	MECH.	MECH.	BINDER
OFFICE COPY	GEN. MGR.	SALES	PARTS	BINDER	PAGE 1 OF 2

MOTORCYCLE	DATE 5/4/84	BY M84-020
------------	-------------	------------

CHARGING SYSTEM	AC Generator / Three Phase / Full Wave
Battery: Model / Specific Gravity / Charge Rate	YB14L (12V/44AH) / 1.280 / 1.4A
Maximum Output	14V26A @ 5000 rpm
Field Coil Color Code / R	Brn ~ Blk / 4.0 ± 5%
Stator Coil Color Code / R	Wht ~ Wht / 0.1960 ± 5%
Charge Coil Color Code / R	• / •

IGNITION SYSTEM	Transistor Controlled Ignition
Ignition Timing	5° @ 1000 rpm
Spark Plug Type	NGK DP8EA-9 or NO X24EPU-9
Spark Plug Gap / Torque / Cap. R	0.8 ~ 0.9mm / 1.75 m·kg (12.5 N·lb) / 10KΩ
Point Gap / Condenser Capacitance	• / •
Ignition Coil Test Gap / Primary R / Secondary R	6mm / 2.7Ω ± 10% / 12KΩ ± 20%
Pulser Coil or Pickup Coil Color Code / R	• Orig ~ Blk, Blk ~ Grn / 165 Ω ± 10%
Source Coil Color Code / R	• / •

LIGHTING SYSTEM	
Headlight / Taillight / Signal Rating	12V60-55W / 12V8W-27W / 12V27W
Lighting Coil Color Code / R	• / •

TORQUE VALUES	
Front Axle Nut	M14: 7.8 m·kg (56 N·lb)
Front Axle Holder Nut	M8: 2.0 m·kg (14 N·lb)
Rear Axle Nut	M18: 15.0 m·kg (110 N·lb)
Rear Axle Pinch Bolt	•
Clutch Nut	M20: 7.0 m·kg (50 N·lb)
Drain Plug	M14: 4.3 m·kg (31 N·lb)
Ft. wheel Nut	•
Cylinder Head Cover	M6: 1.0 m·kg (7.2 N·lb)
Cylinder Head:	M10: 3.5 m·kg (25 N·lb)
Drive Chain Sprocket (Drive)	M22: 8.5 m·kg (61 N·lb)
Engine Mounting Bolts: Front Upper	M10: 5.5 m·kg (40 N·lb)
Front Lower	M10: 5.5 m·kg (40 N·lb)
Rear Upper	M10: 5.5 m·kg (40 N·lb)
Rear Lower	M12: 9.0 m·kg (65 N·lb)

Initial Engine Number / Frame Number	FJ1100L: 50M-000101 / JYA50M00X JEA000101
	FJ1100LC (Call. model only): 47M-000101 / JYA47M00X JEA000101

• = Does Not Apply to This Model
NA = Information Not Available

* = Available from YPO
• = For Diagnostic Use Only

AIR FILTER	B-2,3
CABLE	F-5
CAMSHAFT	A-8
CARBURETOR	B-4~7
CHAIN	A-8
CLUTCH	C-5,6
CRANKCASE	B-10,11
CRANKCASE COVER	B-12
CRANKSHAFT	A-7
CYLINDER	A-6
CYLINDER HEAD	A-5
ELECTRICAL 1	H-6
ELECTRICAL 2	H-7,3
ENGINE GUARD SET	I-1
EXHAUST	B-8,9
FAIRING 1	F-12,G-1
FENDER	D-5~8
FOOTREST	F-8,9
FRAME	D-1~4
FRONT BRAKE CALIPER	F-1
FRONT FORK	E-2~5
FRONT MASTER CYL	F-6
FRONT MASTER CYL 2	F-7
FRONT WHEEL	E-12
FUEL TANK	E-7~10
GENERATOR	C-1
GOVERNOR	C-2
HANDLEBAR	F-5
HANDLE SWITCH	H-9
HEADLIGHT	H-2
LEVER	H-9
METER	H-1
OIL COOLER	B-1
OIL FILTER	A-12
OIL PUMP	A-11
PICK UP COIL	C-2
PISTON	A-7
REAR BRAKE CALIPER	F-4
REAR MASTER CYL	F-10,11
REAR SHOCKS	E-1
REAR WHEEL	F-2,3
SEAT	E-11
SERVICE DATA	J-1,2
SHIFT CAM	C-9
SHIFT FORK	C-9
SHIFT SHAFT	C-10
SIDE COVER	D-9,10
STAND	F-8,9
STARTER	C-4
STARTING MOTOR	C-3
STEERING	E-6
SWING ARM	D-11,12
TAILLIGHT	H-3
TECHNICAL BULLETIN	K-Row
TOP END GASKET KIT	I-2
TRANSMISSION	C-7,8
URNSIGNAL	H-4,5
VALVE	A-9,10

SERVICE DATA

CONTENTS

MOTORCYCLE	DATE 2/15/85 Revised 3/29/85
------------	------------------------------

FJ1100N/NC 1985 SERVICE DATA

Effective 3/29/85 this Technical Service Data replaces 2/15/85; please remove and destroy 2/15/85. * Denotes a change in the original Technical Service Data.

MODEL - BM LD. NUMBER	FJ1100N - 50N	FJ1100NC - 47M
Initial Engine Number / Frame Number	See Page 2	
Fuel Type / Total Fuel Tank Capacity / Reserve Cap.	Regular / 24.5 LR (6.47 gal) / 0.5 LR (0.55 qt)	
ENGINE TYPE	4-Stroke, DOHC, Parallel-Four	
Bore / Stroke / Number Cylinders / Displacement	74mm / 63.8mm / 4 / 1097cc	
Compression Ratio/Compression Pressure Min~Max	9.5:1 / 8.0 ~ 10 kg/cm ² (114 ~ 142 psi)	
Piston Skirt Clearance New / Max	0.03 ~ 0.05mm / 0.1mm	
Ring End Gap Top / 2nd / 3rd	0.20 ~ 0.35mm / 0.20 ~ 0.35mm / 0.2 ~ 0.7mm	
Valve Clearance (Cold) Intake / Exhaust	0.11 ~ 0.15mm / 0.16 ~ 0.20mm	
Oiling System	Wet Sump (Trochoid Type)	
Capacity, Dry	4.2 LR (4.44 qt)	
Oil & Filter Change / Oil Change Only	3.35 LR (3.54 qt) / 3.0 LR (3.17 qt)	
Oil Filter Part Number	36Y-13441-00-00	
Lubricant, Temp Above 5°C (40°F)	Yamatube 4" or SAE 20W40 SE or SF	
Temp Below 45°C (60°F)	SAE 10W30 SE or SF	
Cooling System / Capacity / Cap Opening Pressure	* / *	
Coolant Type / Mixing Ratio	* / *	
EXHAUST - Min Stroke / Color Code	* / *	
Minimum Output @ 200 Cycles	*	
Maximum Output @ 200 Cycles	*	
CARBURETOR - Manufacturer / Type / LD. Number	Mikuni / BS36 / 50N-00	
Main Jet / Pilot Jet / Pilot Screw (Turns Out)	110 / 40 / 2.0	
Needle Jet / Jet Needle-Clip Position	Y2 / N-3 Fixed	
Slide Cutaway	*	
Floor Level / Fuel Level	22.3mm / 3 ± 1mm	
Idle rpm	1000 ± 50 rpm	
Max CO ₂ / Max HC ₂ / Set CO	7.0% / 500 ppm / 3.0%	
SUSPENSION		
Front Oil Type / Level / Qty	10 wt. Fork Oil* / 141mm / 424cc (14.3 oz.)	
Gas Pressure Min ~ Max / Standard	* / *	
Spring Length Standard	363mm	
Rear Gas Pressure Min ~ Max / Standard	11 ~ 13 kg/cm ² (156 ~ 185 psi) / 12 kg/cm ² (171 psi)	
Minimum Brake Lining Thickness Front	0.5mm / 0.5mm	
Tire Size / Nominal Pressure, Front	120/80-V16 / 2.3 kg/cm ² (33 psi)	
Rear	150/80-V16 / 2.5 kg/cm ² (36 psi)	
TRANSMISSION - Oil Type / Qty Change / Qty Dry	See ENGINE Above	
Secondary Drive Type / Teeth / Chain	Chain / 42/17 / 50ZL Daido - 110L	
Middle Gear Case Capacity	*	
Final Gear Case Capacity	*	
Gear Case Lubricant	*	

SERVICE COPY	SEE MGR	MECH	MECH	MECH	BAKER
OFFICE COPY	GEN MGR	SALES	PARIS	BAKER	PAGE 1 OF 2

CHARGING SYSTEM	AC Generator / Three Phase / Full Wave
Battery Model / Specific Gravity / Charge Rate	YB14L (12V14AH) / 1.280 / 1.4A
Maximum Output	14V26A @ 5000 rpm
Field Coil Color Code / Ω	Bm ~ Blk / 4Ω ± 5%
Stator Coil Color Code / Ω	Wht ~ Wht / 0.196Ω ± 5Ω
Charge Coil Color Code / Ω	* / *

IGNITION SYSTEM	Transistor Controlled
Ignition Timing	5° @ 1000 rpm
Spark Plug Type	NGK DP6EA-9 or NO X24ERU-9
Spark Plug Gap / Torque / Cap Ω	0.8 ~ 0.9mm / 1.75 m-tg (12.5 ft-lb) / 10KΩ
Ignition Coil Test Gap / Primary Ω / Secondary Ω	6mm / 2.70 ± 10% / 12KΩ ± 20%
Pulse Coil or Pickup Coil Color Code / Ω	Org ~ Blk, Blk ~ Gry / 165 Ω ± 10%
Source Coil Color Code / Ω	

LIGHTING SYSTEM	
Headlight / Taillight / Signal Rating	12V60-55W / 12V8W-27W / 12V27W
Lighting Coil Color Code / Ω	* / *

TOPIQUE VALUES	
Front Axle Nut	M14, 7.8 m-tg (56 ft-lb)
Front Axle Holder Nut	M8, 2.0 m-tg (14 ft-lb)
Rear Axle Nut	M18, 15.0 m-tg (110 ft-lb)
Rear Axle Pinch Bolt	*
Clutch Nut	M20, 7.0 m-tg (50 ft-lb)
Drain Plug	M14, 4.3 m-tg (31 ft-lb)
Flywheel Nut	*
Cylinder Head Cover	M6, 1.0 m-tg (7.2 ft-lb)
Cylinder Head	M10, 3.5 m-tg (25 ft-lb)
Drive Chain Sprocket (Drive)	M22, 8.5 m-tg (61 ft-lb)
Engine Mounting Bolts: Front Upper	M10, 5.5 m-tg (40 ft-lb)
Front Lower	M10, 5.5 m-tg (ft-lb)
Rear Upper	M10, 5.5 m-tg (40 ft-lb)
Rear Lower	M12, 9.0 m-tg (65 ft-lb)

Initial Engine Number / Frame Number	FJ1100N:50N-010101 / JYAS04001 JFA010101
	FJ1100NC: (CofM, model only): 47M-010101 / JYAE7M001 JFA10101

* = Does Not Apply to This Model
NA = Information Not Available

* = Available from YPDI
* = For Diagnostic Use Only

SERVICE LITERATURE

PUBLICATION	PART NUMBER	REMARKS
Owner's Manual	LT-11626-04-51	Same as FJ1100L/C Same as FJ1100L/C (N,NC) Suppl. to XS7UXZ/XV/RO B.A.M. (03-85)
Service Manual	LT-11616-04-08	
Assembly Manual	LT-11666-04-08	
Consumer Info	LT-11656-04-05	

PAGE 2 OF 2

AIR FILTER	B-2,3
CABLE	F-5
CAMSHAFT	A-8
CARBURETOR	B-4~7
CHAIN	A-8
CLUTCH	C-5,6
CRANKCASE	B-10,11
CRANKCASE COVER	B-12
CRANKSHAFT	A-7
CYLINDER	A-6
CYLINDER HEAD	A-5
ELECTRICAL 1	H-6
ELECTRICAL 2	H-7,8
ENGINE GUARD SET	I-1
EXHAUST	B-8,9
FAIRING 1	F-12,G-1
FENDER	D-5~8
FOOTREST	F-8,9
FRAME	D-1~4
FRONT BRAKE CALIPER	F-1
FRONT FORK	E-2~5
FRONT MASTER CYL	F-6
FRONT MASTER CYL 2	F-7
FRONT WHEEL	E-12
FUEL TANK	E-7~10
GENERATOR	C-1
GOVERNOR	C-2
HANDLEBAR	F-5
HANDLE SWITCH	H-9
HEADLIGHT	H-2
LEVER	H-9
METER	H-1
OIL COOLER	B-1
OIL FILTER	A-12
OIL PUMP	A-11
PICK UP COIL	C-2
PISTON	A-7
REAR BRAKE CALIPER	F-4
REAR MASTER CYL	F-10,11
REAR SHOCKS	E-1
REAR WHEEL	F-2,3
SEAT	E-11
SERVICE DATA	J-1,2
SHIFT CAM	C-9
SHIFT FORK	C-9
SHIFT SHAFT	C-10
SIDE COVER	D-9,10
STAND	F-8,9
STARTER	C-4
STARTING MOTOR	C-3
STEERING	E-6
SWING ARM	D-11,12
TAILLIGHT	H-3
TECHNICAL BULLETIN	K-Row
TOP END GASKET KIT	I-2
TRANSMISSION	C-7,8
URNSIGNAL	H-4,5
VALVE	A-9,10

TECHNICAL BULLETIN

CONTENTS

MOTORCYCLE

DATE 4/5/85

BY M85-005

FJ1100L,LC,N,NC CORRECT PICKUP COIL RESISTANCE

The printed specification for the pickup coil resistance is incorrect for the affected units.

The correct specification is $165 \pm 10\%$. A revised Technical Bulletin for the FJ1100L, LC and a revised Technical Service Data for the FJ1100N, NC are attached. Please replace your current service data sheets with these revised versions.

The specification is also incorrect in the service manual. Be sure that all service staff are aware of the correct resistance.

AFFECTED UNITS

All FJ1100L
All FJ1100LC
All FJ1100N
All FJ1100NC

CORRECT SPECIFICATION INFORMATION

IGNITION SYSTEM	Transistor Controlled Ignition
Ignition Timing	5° @ 1000 rpm
Spark Plug Type	NGK DP8EA-9 or ND X24ER-U9
Spark Plug Gap - Torque / Gap	0.8 ~ 0.9mm / 1.75 in-lb (12.5 ft-lb) / 40KQ
Point Gap - Condenser Capacitance	0.1 / 0.1
Ignition Coil Test Gap - Primary Q - Secondary Q	6mm / 2.7Q $\pm 10\%$ / 12KQ $\pm 20\%$
Pulse Coil or Pickup Coil Color Code - Q	Org ~ Blk, Blk ~ Grn / 165 Q $\pm 10\%$
Source Coil Color Code - Q	0

MOTORCYCLE

RECALL

This modification has top priority to ensure customer safety.

DATE 7/1/85

BY M85-011

FJ1100L,LC,N,NC FACTORY MODIFICATION CAMPAIGN

It has been determined that a possible defect which relates to motor vehicle safety may exist in the rear brake system on the affected models.

Dealers must not sell or deliver any affected models until the modification has been performed. Motorcycles already sold to customers must have priority for modification.

AFFECTED MODELS

All FJ1100L
FJ1100LC
FJ1100N
FJ1100NC

DESCRIPTION OF POSSIBLE DEFECT AND CORRECTION

Under extreme-use conditions that would cause the rear suspension to compress completely, it is possible for the the swingarm to contact the rigid portion of the rear brake hose in the area just behind the master cylinder. This contact could cause the union bolt to loosen, resulting in a possible loss of brake fluid. Brake operation and performance could thereby be affected.

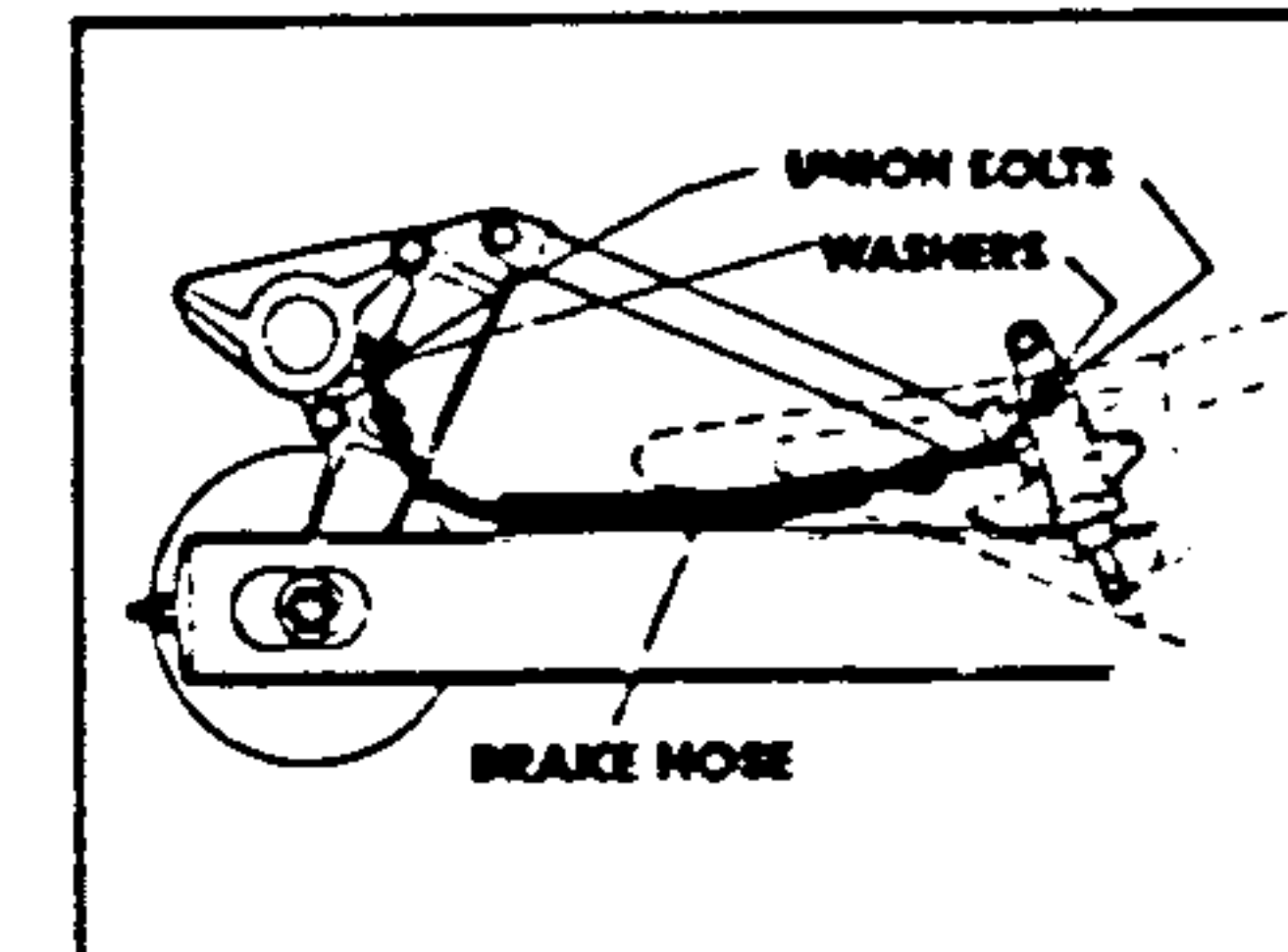
A new rear brake hose has been designed to prevent contact with the swingarm. This new hose must be installed on all affected models.

A letter will be sent to all registered owners of affected models requesting that they not ride their motorcycles until this modification is performed. The letter includes a Factory Modification Notice card to be signed by the customer and dealer when the modification is completed.

Your dealership will receive the Factory Modification Notice cards for any involved units not registered, including any affected models invoiced to you at a later date. If you receive Factory Modification Notice cards for units which have been sold, this means that the warranty registration did not reach us before cards were issued. You must contact any customer who has taken delivery of an affected model if the Factory Modification Notice is sent directly to you. Extra customer letters have been included with this bulletin for this purpose.

SERVICE PROCEDURES

1. Remove the seat and right side cover.
2. Remove the two union bolts, the washers (two per union bolt), and the brake hose.



Brake fluid can damage painted surfaces or plastic parts. Use soap and water to remove any spilled brake fluid immediately.

(For additional information see reverse side)

AIR FILTER	B-2,3
CABLE	F-5
CAMSHAFT	A-8
CARBURETOR	B-4~7
CHAIN	A-8
CLUTCH	C-5,6
CRANKCASE	B-10,11
CRANKCASE COVER	B-12
CRANKSHAFT	A-7
CYLINDER	A-6
CYLINDER HEAD	A-5
ELECTRICAL 1	H-6
ELECTRICAL 2	H-7,8
ENGINE GUARD SET	I-1
EXHAUST	B-8,9
FAIRING 1	F-12,G-1
FENDER	D-5~8
FOOTREST	F-8,9
FRAME	D-1~4
FRONT BRAKE CALIPER	F-1
FRONT FORK	E-2~5
FRONT MASTER CYL	F-6
FRONT MASTER CYL 2	F-7
FRONT WHEEL	E-12
FUEL TANK	E-7~10
GENERATOR	C-1
GOVERNOR	C-2
HANDLEBAR	F-5
HANDLE SWITCH	H-9
HEADLIGHT	H-2
LEVER	H-9
METER	H-1
OIL COOLER	B-1
OIL FILTER	A-12
OIL PUMP	A-11
PICK UP COIL	C-2
PISTON	A-7
REAR BRAKE CALIPER	F-4
REAR MASTER CYL	F-10,11
REAR SHOCKS	E-1
REAR WHEEL	F-2,3
SEAT	E-11
SERVICE DATA	J-1,2
SHIFT CAM	C-9
SHIFT FORK	C-9
SHIFT SHAFT	C-10
SIDE COVER	D-9,10
STAND	F-8,9
STARTER	C-4
STARTING MOTOR	C-3
STEERING	E-6
SWING ARM	D-11,12
TAILLIGHT	H-3
TECHNICAL BULLETIN	K-Row
TOP END GASKET KIT	I-2
TRANSMISSION	C-7,8
URNSIGNAL	H-4,5
VALVE	A-9,10

SERVICE COPY	SER MGR	MECH	MECH	MECH	BINDER
OFFICE COPY	GEN MGR	SALES	PARTS	BINDER	PAGE 1 OF 1

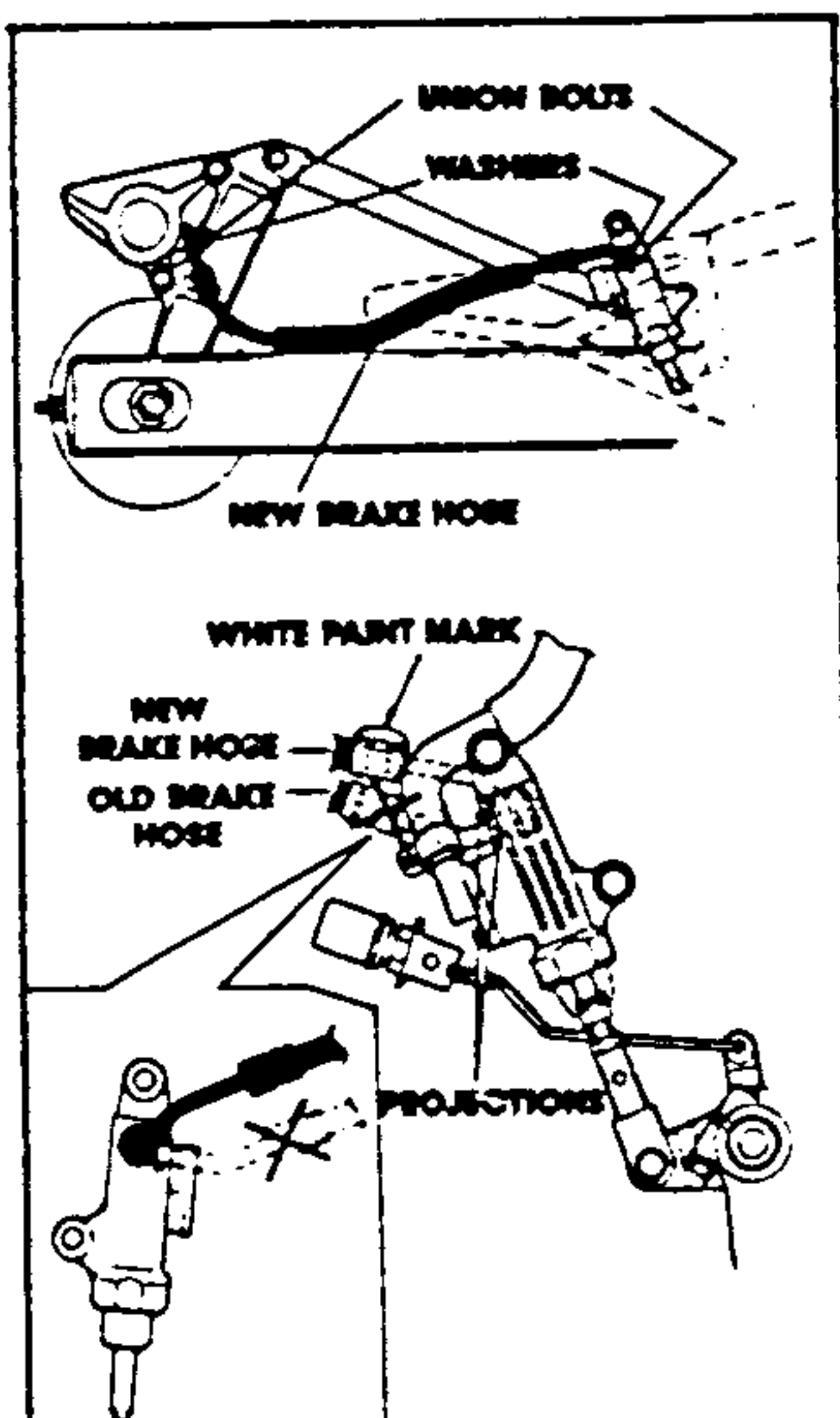
SERVICE COPY	SER MGR	MECH	MECH	MECH	BINDER
OFFICE COPY	GEN MGR	SALES	PARTS	BINDER	PAGE 1 OF 1

TECHNICAL BULLETIN

CONTENTS

3. Install the new brake hose. Be sure to use new washers with the union bolts. The new brake hose can be identified by a white paint mark.

UNION BOLT TIGHTENING TORQUE:
2.6m·kg (19 ft-lbs)



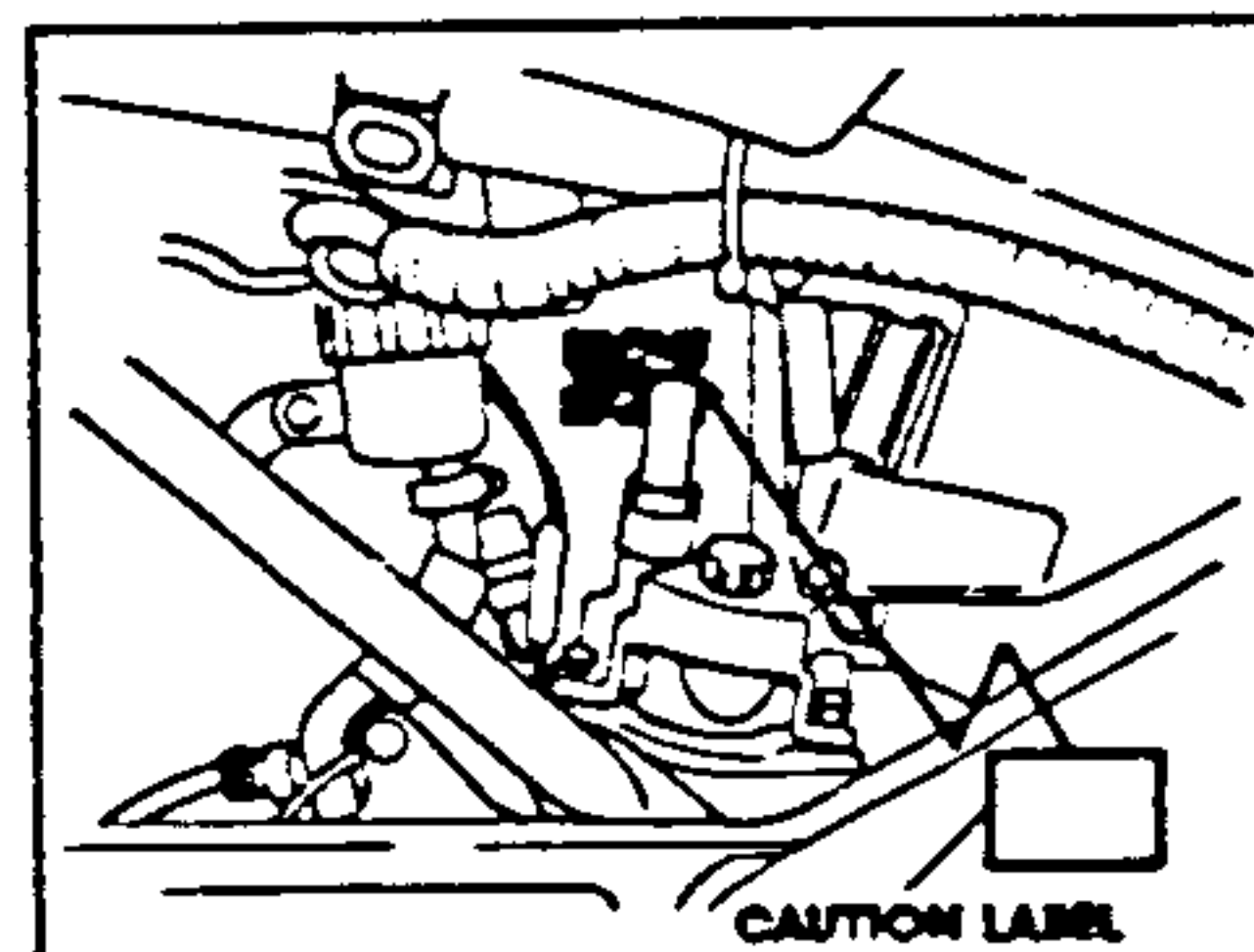
4. Bleed the rear brake system according to service manual instructions. Correct bleeding procedures are also included in the instructions provided with each brake hose kit.

WARNING

Brake operation and performance may be affected if the brake system is not bled properly.

5. Be sure the master cylinder fluid reservoir is properly filled when the bleeding procedure is complete.

6. Install the brake hose routing label supplied with the kit on the battery box as shown.



7. Reinstall the side cover and seat.

8. Check the brake for proper operation before returning the motorcycle to the customer.

WARNING

The new brake hose must be positioned on the master cylinder exactly as shown in the above illustration.

PARTS INFORMATION

Your dealership will automatically be sent enough brake hose kits to modify 10% of the af-

ected models invoiced to your dealership. Additional kits must be ordered from YPDL.

PART NUMBER	DESCRIPTION	REMARKS	DEALER COST
90891-20038-00	Brake Hose Kit	Contains new brake hose (identified with white paint mark), four washers, a caution emblem, and an instruction sheet.	

MOTORCYCLE

DATE 7/1/85

RM M85-011

WARRANTY PROCEDURE

This modification is authorized for all affected units regardless of ownership or warranty status.

The owner of each registered affected unit will receive a preprinted Factory Modification Notice as shown below. If a unit is unregistered, the notice will be sent to the invoiced dealer. If a card is lost, contact the Warranty Department.

The labor allowance for each modification performed is 0.6 hours, which includes reimbursement for brake bleeding time and brake fluid. To receive credit for the parts and labor involved in this modification, submit the completed Factory Modification Notice to the Warranty Department; make sure that the card has been signed by the dealer and the customer (if applicable), and that all appropriate information has been filled in. If the customer does not have his Factory Modification Notice, contact the Warranty Department for a duplicate.

YAMAHA				FACTORY MODIFICATION NOTICE			
PJ1100W		850002		MODIFICATION NO.		DATE	
JTA50800*PA010101		JTA50800*PA010101		SUBJECT		REMARKS	
501097		Tour and Track Yamaha		1100 Bay 4		Easy Corner, WI 53000	
Tom Paller		1100 Beckroad Lane		Manor Lake, WI 53135			
IF OWNER HAS REQUESTED THIS MODIFICATION, SIGN IF YOU AGREE TO THE MODIFICATION.							
SIGNATURE		DATE		SIGNATURE		DATE	

AIR FILTER	B-2,3
CABLE	F-5
CAMSHAFT	A-8
CARBURETOR	B-4~7
CHAIN	A-8
CLUTCH	C-5,6
CRANKCASE	B-10,11
CRANKCASE COVER	B-12
CRANKSHAFT	A-7
CYLINDER	A-6
CYLINDER HEAD	A-5
ELECTRICAL 1	H-6
ELECTRICAL 2	H-7,8
ENGINE GUARD SET	F-1
EXHAUST	B-8,9
FAIRING 1	F-12,G-1
FENDER	D-5~8
FOOTREST	F-8,9
FRAME	D-1~4
FRONT BRAKE CALIPER	F-1
FRONT FORK	E-2~5
FRONT MASTER CYL	F-6
FRONT MASTER CYL 2	F-7
FRONT WHEEL	E-12
FUEL TANK	E-7~10
GENERATOR	C-1
GOVERNOR	C-2
HANDLEBAR	F-5
HANDLE SWITCH	H-9
HEADLIGHT	H-2
LEVER	H-9
METER	H-1
OIL COOLER	B-1
OIL FILTER	A-12
OIL PUMP	A-11
PICK UP COIL	C-2
PISTON	A-7
REAR BRAKE CALIPER	F-4
REAR MASTER CYL	F-10,11
REAR SHOCKS	E-1
REAR WHEEL	F-2,3
SEAT	E-11
SERVICE DATA	J-1,2
SHIFT CAM	C-9
SHIFT FORK	C-9
SHIFT SHAFT	C-10
SIDE COVER	D-9,10
STAND	F-8,9
STARTER	C-4
STARTING MOTOR	C-3
STEERING	E-6
SWING ARM	D-11,12
TAILLIGHT	H-3
TECHNICAL BULLETIN	K-Row
TOP END GASKET KIT	F-2
TRANSMISSION	C-7,8
URNSIGNAL	H-4,5
VALVE	A-9,10



YAMAHA MOTOR CORPORATION, U.S.A.

8555 KATELLA AVENUE • CYPRESS, CALIFORNIA 90630
MAIL ADDRESS: P.O. BOX 8555, CYPRESS, CALIFORNIA 90630
PHONE: (714) 761-7300

July 1, 1985

Dear Yamaha Owner:

This notice is sent to you in accordance with the requirements of the National Highway Traffic Safety Administration. Yamaha Motor Corporation, U.S.A. has determined that a possible defect which relates to motor vehicle safety may exist in the FJ1100L LC, N and NC models. Our records indicate that you own one of these models.

Under extreme use conditions that would cause the rear suspension to compress completely, it is possible for the rear swingarm to contact the rigid portion of the rear brake hose in the area of the master cylinder. This contact could cause the union bolt to loosen, and possibly result in a loss of brake fluid. Brake operation and performance could be affected.

Your authorized Yamaha motorcycle dealer will install a new rear brake hose which is routed so that it can not be contacted by the swingarm in the area near the master cylinder. Your Yamaha dealer will perform this modification at no cost to you for either parts or labor. You are requested to avoid riding your FJ1100 until the modification is performed.

Please call your dealer and make a service appointment to have this modification performed. Please remember to take the enclosed Factory Modification Notice with you when you take your motorcycle in for this service. If you have sold your motorcycle to another party, please write the name and address of the new owner on the prepaid, self-addressed Factory Modification Notice and mail it to Yamaha.

Should you be unable to return to the Yamaha dealer who sold you the motorcycle, the service will be performed by any authorized Yamaha motorcycle dealer.

If you are not satisfied with the service provided by your Yamaha dealer regarding this modification, please contact the Customer Relations Department at 714-751-7439 or write to the above address.

If you believe that this notice or the remedy is inadequate, or if the dealer fails to remedy this situation within a reasonable time at no charge to you, and you feel that you have been unable to reach a satisfactory solution by contacting Yamaha Customer Relations, you may inform the National Highway Traffic Safety Administration, Washington, D.C. 20590, at 1-800-434-4341.

Please accept our apologies for any inconvenience this program may cause. This program is being carried out to ensure your safety and to express our concern that you be satisfied, both now and in the future, with Yamaha products.

Sincerely,

John Fraz

John Fraz
Service Division Manager

MOTORCYCLE

DATE 8/16/85

REV. M85-013

ALL MODELS TRANSMISSION SHIMMING PROCEDURES

Proper transmission shimming during reassembly is essential for proper operation and long transmission life, particularly on the large-displacement performance models. This bulletin provides information for proper transmission shimming. (This information was originally provided as part of the Powerplants 2 service school.) A listing of available shims is also included for easy reference.

AFFECTED MODELS

All Models

TRANSMISSION SHIMMING

Transmission shimming is a commonly used term which refers to the spacing of the transmission gears and shafts to allow smooth, precise shifting and proper gear engagement. In the past, transmission shimming was a common practice which was performed during any major engine repair. Today's improved machining techniques have greatly reduced the need for this. (However, you should be familiar with the steps which must be performed to do this operation correctly.) If transmission parts must be replaced, transmission shimming should be checked. This is assuming, of course, that all external shifting components have been inspected first. Refer to the appropriate service manual for this information.

The drive axle and individual gears must have minimum side-to-side play to insure proper engagement. In many cases, shims are installed at the factory. These can be identified by the codes U.R. or U.N. (use as required or use as necessary). A list at the end of this bulletin gives the available shim sizes and their part numbers.

MEASURING INDIVIDUAL GEAR SIDE PLAY

A spinning gear is usually held in place either by, 1) a circlip and shim on both sides, or 2) a circlip and shim on one side with a shouldered section of the axle on the other side. Any spinning gear should have between 0.08mm (0.003") to 0.13mm (0.005") side play for maximum efficiency. If there is no side play, the gear will bind

up. If there is too much side play, the gear will move over when the sliding gear tries to engage it.

This can cause the engaging dogs to become rounded. If a shim is needed, measure the axle diameter, select the proper shim from the following list (arranged by shim sizes), and install so the spinning gear is moved toward the sliding gear that engages it (to maintain complete engagement).



WARNING

It is very important that all clearances be within specification and that all gears engage properly. Serious damage and/or injury could be done as a result of improper transmission adjustment.

MAIN AXLE SPACING

Since tightening the clutch retaining nut pulls the main axle completely to one side, adjustment of this axle is normally not necessary. (Axle cannot move from side to side.) That is, however, as long as factory installed shims are kept in place on the right end of the axle. Refer to the parts microfiche to verify size and location.

MEASURING DRIVE AXLE SIDE PLAY

On horizontally-split engines, measuring drive axle side play is a relatively easy operation since both transmission shafts can be placed in the lower engine case and the transmission operated. On vertically split engines, however, a slightly more complicated procedure is required.

SERVICE COPY	SENDER	MECH	MECH	MECH	RECV
OFFICE COPY	GEN MGR	SALES	PARTS	MANAGER	PAGE 1 OF 4

K-3

AIR FILTER	B-2,3
CABLE	F-5
CAMSHAFT	A-8
CARBURETOR	B-4~7
CHAIN	A-8
CLUTCH	C-5,6
CRANKCASE	B-10,11
CRANKCASE COVER	B-12
CRANKSHAFT	A-7
CYLINDER	A-6
CYLINDER HEAD	A-5
ELECTRICAL 1	H-6
ELECTRICAL 2	H-7,8
ENGINE GUARD SET	I-1
EXHAUST	B-8,9
FAIRING 1	F-12,G-1
FENDER	D-5~8
FOOTREST	F-8,9
FRAME	D-1~4
FRONT BRAKE CALIPER	F-1
FRONT FORK	E-2~5
FRONT MASTER CYL	F-6
FRONT MASTER CYL 2	F-7
FRONT WHEEL	E-12
FUEL TANK	E-7~10
GENERATOR	C-1
GOVERNOR	C-2
HANDLEBAR	F-5
HANDLE SWITCH	H-9
HEADLIGHT	H-2
LEVER	H-9
METER	H-1
OIL COOLER	B-1
OIL FILTER	A-12
OIL PUMP	A-11
PICK UP COIL	C-2
PISTON	A-7
REAR BRAKE CALIPER	F-4
REAR MASTER CYL	F-10,11
REAR SHOCKS	E-1
REAR WHEEL	F-2,3
SEAT	E-11
SERVICE DATA	J-1,2
SHIFT CAM	C-9
SHIFT FORK	C-9
SHIFT SHAFT	C-10
SIDE COVER	D-9,10
STAND	F-8,9
STARTER	C-4
STARTING MOTOR	C-3
STEERING	E-6
SWING ARM	D-11,12
TAILLIGHT	H-3
TECHNICAL BULLETIN	K-Row
TOP END GASKET KIT	I-2
TRANSMISSION	C-7,8
URNSIGNAL	H-4,5
VALVE	A-9,10

TECHNICAL BULLETIN

CONTENTS

1. Measure the distance between axle bearings in the case. Measure the depth of each case, from the top of the case down to the transmission bearing inner race. Adding the depth of both case halves (subtracting thickness of flat edge laid across case to assist in measurement) will give total distance between bearings.

2. Measure transmission shaft length. Measure transmission axle length from one bearing contact surface to the other bearing contact surface (across gears and circlips, if any on the outer ends.) Include standard shims that are usually included in the engine and listed in the parts book.

3. Combine measurements to determine side play. Subtract transmission axle length from total case depth. The remainder will be the amount of the side play.

EXAMPLE

Total case depth	= 155.2mm (6.111")
Axle length	= 155.0mm (6.100")
Side-to-side play	= .20mm (.011")

RESULTS

.20mm (.011")	is excessive
.08mm (.003")	recommended side play
.12mm (.008")	must be taken up

As a general rule, half the excessive side play should be taken up at each end of the axle. Select the proper shims from the parts list, combining some if necessary. If the model in question is not listed, then measure the diameter of the axle and match it with a shim of similar inner diameter and appropriate thickness.

FINAL TRANSMISSION SPACING CHECK

Whenever possible, install assembled gears and shift drum assembly into a case and rotate through all gears. Check that you have 50-75% engagement of the dogs into the slots or into the corresponding dogs.



The amount of engagement can be adjusted, either by shimming the individual gear more toward the sliding gear, or shimming the drive axle. As the axle moves over, it carries the circlipped spinning gear (or gears) toward the sliding gear(s).

TROUBLESHOOTING TRANSMISSION PROBLEMS

Less than 50% engagement of the gear dogs and slots can eventually cause the gears to separate under load, which will in turn bend the shift fork that moves the sliding gear. This will lead to frequent gear disengagement. The normal correction procedure is to replace the shift fork, sliding gear, and corresponding spinning gear. Check the guide bar for bends (straighten or replace) and shift drum fork groove for scoring or chips (replace if any noticeable damage). Be sure to replace all circlips with new ones, and install them with the rounded edge towards the gear. Next, carefully space the transmission. If all damaged parts are not replaced and transmission spacing corrected, the problem will occur again.

IMPORTANT NOTICE: Disengagement can also occur as the axle moves because of insufficient support at one end. If a transmission bearing circlip is left off, if the left-hand drive axle bearing comes loose in the case, or if a bearing retaining plate becomes bent, then additional parts must be checked and possibly replaced.

MOTORCYCLE			
PARTS INFORMATION			
ID (mm)	OD (mm)	THICKNESS (mm)	PART NUMBER
14.0	28.0	1.6	90201-14220-00
15.1	28.0	1.0	90001-15147-00
15.2	20.0	0.8	164-17317-00-06
15.2	20.0	1.0	164-17417-00-10
15.2	24.0	1.0	90201-15700-00
15.2	30.0	0.4	164-17427-00-04
15.2	30.0	0.5	164-17427-00-06
15.2	30.0	0.8	164-17427-00-08
15.2	30.0	1.0	164-17427-00-10
15.2	30.0	1.2	164-17427-00-12
15.8	22.8	1.0	90201-15701-00
17.0	25.0	0.3	214-17428-00-03
17.0	25.0	0.5	214-17428-00-05
17.0	25.0	0.7	214-17428-00-07
17.0	25.0	0.9	214-17428-00-09
17.0	26.0	0.6	156-17427-00-06
17.0	26.0	0.7	156-17427-00-07
17.0	26.0	0.8	156-17427-00-08
17.5	26.0	1.0	90201-17255-00
17.5	28.0	0.6	90201-17327-00
20.0	31.0	0.1	328-17427-00-01
20.0	31.0	0.5	328-17427-00-05
20.0	31.0	0.6	328-17427-00-06
20.0	31.0	0.7	328-17427-00-07
20.0	31.0	0.8	328-17427-00-08
20.0	25.0	1.0	90201-20266-00
20.2	30.0	1.5	90201-20278-00
20.2	30.1	1.0	90201-20276-00
20.2	33.0	0.6	137-17427-00-06
20.2	33.0	0.9	137-17427-00-09
22.2	27.0	1.0	90201-22753-00
22.4	51.5	1.0	90201-22793-00
23.2	32.0	1.5	90201-23267-00
24.2	33.0	1.6	117-17427-01-00
24.5	33.0	1.0	90201-243A2-00
25.0	32.0	1.0	90201-25490-00
25.0	34.0	0.3	168-17428-01-03
25.0	34.0	0.5	168-17428-01-05
25.1	31.0	0.1	156-17417-00-01
25.1	31.0	0.2	156-17417-00-02
25.1	31.0	0.3	156-17417-00-03
25.2	30.0	1.0	90201-253K0-00
25.2	34.0	0.2	171-16154-02-00
25.2	36.0	1.0	90201-25290-00
25.4	35.0	1.2	90201-25740-00
25.4	37.0	6.0	170-16154-02-00
26.2	34.0	1.0	256-17236-00-10
26.2	34.0	1.2	256-17236-00-12
27.2	34.0	1.0	90201-27349-00
28.2	34.0	1.0	90201-28665-00
30.0	44.0	0.3	156-11564-00-03

AIR FILTER	B-2,3
CABLE	F-5
CAMSHAFT	A-8
CARBURETOR	B-4~7
CHAIN	A-8
CLUTCH	C-5,6
CRANKCASE	B-10,11
CRANKCASE COVER	B-12
CRANKSHAFT	A-7
CYLINDER	A-6
CYLINDER HEAD	A-5
ELECTRICAL 1	H-6
ELECTRICAL 2	H-7,8
ENGINE GUARD SET	I-1
EXHAUST	B-8,9
FAIRING 1	F-12,G-1
FENDER	D-5~8
FOOTREST	F-8,9
FRAME	D-1~4
FRONT BRAKE CALIPER	F-1
FRONT FORK	E-2~5
FRONT MASTER CYL	F-6
FRONT MASTER CYL 2	F-7
FRONT WHEEL	E-12
FUEL TANK	E-7~10
GENERATOR	C-1
GOVERNOR	C-2
HANDLEBAR	F-5
HANDLE SWITCH	H-9
HEADLIGHT	H-2
LEVER	H-9
METER	H-1
OIL COOLER	B-1
OIL FILTER	A-12
OIL PUMP	A-11
PICK UP COIL	C-2
PISTON	A-7
REAR BRAKE CALIPER	F-4
REAR MASTER CYL	F-10,11
REAR SHOCKS	E-1
REAR WHEEL	F-2,3
SEAT	E-11
SERVICE DATA	J-1,2
SHIFT CAM	C-9
SHIFT FORK	C-9
SHIFT SHAFT	C-10
SIDE COVER	D-9,10
STAND	F-8,9
STARTER	C-4
STARTING MOTOR	C-3
STEERING	E-6
SWING ARM	D-11,12
TAILLIGHT	H-3
TECHNICAL BULLETIN	K-Row
TOP END GASKET KIT	I-2
TRANSMISSION	C-7,8
URNSIGNAL	H-4,5
VALVE	A-9,10

TECHNICAL BULLETIN

CONTENTS

PARTS INFORMATION

ID (mm)	OD (mm)	THICKNESS (mm)	PART NUMBER
30.0	44.0	0.4	156-11564-00-04
30.0	44.0	0.5	156-11564-00-05
30.0	44.0	0.6	156-11564-00-06
30.0	44.0	0.7	156-11564-00-07
30.2	36.0	1.0	90201-30398-00
30.2	40.0	2.0	90201-30602-00
30.2	43.0	2.0	90201-30666-00
30.4	35.8	1.0	90201-30741-00
35.2	45.0	2.0	90201-35668-00

AIR FILTER	B-2,3
CABLE	F-5
CAMSHAFT	A-8
CARBURETOR	B-4~7
CHAIN	A-8
CLUTCH	C-5,6
CRANKCASE	B-10,11
CRANKCASE COVER	B-12
CRANKSHAFT	A-7
CYLINDER	A-6
CYLINDER HEAD	A-5
ELECTRICAL 1	H-6
ELECTRICAL 2	H-7,8
ENGINE GUARD SET	I-1
EXHAUST	B-8,9
FAIRING 1	F-12,G-1
FENDER	D-5~8
FOOTREST	F-8,9
FRAME	D-1~4
FRONT BRAKE CALIPER	F-1
FRONT FORK	E-2~5
FRONT MASTER CYL	F-6
FRONT MASTER CYL 2	F-7
FRONT WHEEL	E-12
FUEL TANK	E-7~10
GENERATOR	C-1
GOVERNOR	C-2
HANDLEBAR	F-5
HANDLE SWITCH	H-9
HEADLIGHT	H-2
LEVER	H-9
METER	H-1
OIL COOLER	B-1
OIL FILTER	A-12
OIL PUMP	A-11
PICK UP COIL	C-2
PISTON	A-7
REAR BRAKE CALIPER	F-4
REAR MASTER CYL	F-10,11
REAR SHOCKS	E-1
REAR WHEEL	F-2,3
SEAT	E-11
SERVICE DATA	J-1,2
SHIFT CAM	C-9
SHIFT FORK	C-9
SHIFT SHAFT	C-10
SIDE COVER	D-9,10
STAND	F-8,9
STARTER	C-4
STARTING MOTOR	C-3
STEERING	E-6
SWING ARM	D-11,12
TAILLIGHT	H-3
TECHNICAL BULLETIN	K-Row
TOP END GASKET KIT	I-2
TRANSMISSION	C-7,8
URNSIGNAL	H-4,5
VALVE	A-9,10