


# YAMAHA

## PARTS CATALOGUE

### MODEL YEAR 1986

### FJ1200S (1UX)

### FJ1200SC (1WJ)



## CONTENTS

AIR FILTER	B-2-5
CABLE	E-11
CAMSHAFT	A-8
CARBURETOR	B-6,7
CHAIN	A-8
CLUTCH	C-5,6
COWLING 1	F-5-7
CRANKCASE	B-9,10
CRANKCASE COVER	B-11,12
CRANKSHAFT	A-7
CYLINDER	A-6
CYLINDER HEAD	A-5
ELECTRICAL 1	G-5
ELECTRICAL 2	G-6,7
EXHAUST	B-8
FOOTREST	F-2,3
FRAME	D-1
FRONT BRAKE CALIPER	E-7
FENDER	D-2,3
FRONT FORK	D-9-12
FRONT MASTER CYL. 1	E-12
FRONT MASTER CYL. 2	F-1
FRONT WHEEL	E-6
FUEL TANK	E-2-4
GENERATOR	C-1
GOVERNOR	C-2
HANDLEBAR	E-11
HANDLE SWITCH	G-8
HEADLIGHT	G-2
LEVER	G-8
METER	G-1
OIL COOLER	B-1
OIL FILTER	A-12
OIL PUMP	A-11
PICK UP COIL	C-2
PISTON	A-7
REAR BRAKE CALIPER	E-10
REAR MASTER CYL.	F-4
REAR SHOCKS	D-8
REAR WHEEL	E-8,9
CLAT	E-5
SERVICE DATA	J-1
SHIFT CAM	C-9
SHIFT FORK	C-9
SHIFT SHAFT	C-10
SIDE COVER	D-4,5
STAND	F-2,3
STARTER	C-3
STARTING MOTOR	C-4
STEERING	E-1
SWING ARM	D-6,7
TAILLIGHT	G-3
TECHNICAL BULLETINS	K-Row
TRANSMISSION	C-7,8
TURN SIGNAL	G-4
VALVE	A-9,10

1UX

A	Frame Serial No.	1UX-000101 and following
B	Engine Serial No.	1UX-000101 and following

1WJ

A	Frame Serial No.	1WJ-000101 and following
B	Engine Serial No.	1WJ-000101 and following

PUBLICATION	PART NUMBER	REMARKS
OWNER'S MANUAL	LIT-11626-05-00	
SERVICE MANUAL	LIT-11616-05-94	
ASSEMBLY MANUAL	LIT-11666-05-00	COMPLETE

#### SERVICE LITERATURE

PUBLICATION	PART NUMBER	REMARKS
Owner's Manual	LIT-11626-05-00	Supp. to EM400/NC
Service Manual	LIT-11616-05-00	
Assembly Manual	LIT-11666-05-00	
Consumer Info	LIT-11666-04-26	

# FOREWORD

## — INTRODUCTION — To The Yamaha Parts Fiche

This parts fiche lists parts and sub-assemblies for FJ1200 S/SC. When preparing a parts order, please refer to the most recently updated microfiche for this model.

### THE YAMAHA PARTS FICHE

#### SYMBOLS

[ ]	Inactive, no longer available
UR	Use size (thickness) and/or number as required
UN	Use as many as you need
T	Number of teeth in a gear
V	Voltage for light bulbs
S	"S" type oil seal or "S" type circlip
SD, SQ, SW	"SD", "SQ", or "SW" type oil seal
ER	"E" or "R" type circlip
F/No.	Frame No. (Applicable Machine No.)
LM	Locally made
QL	Obtain locally

#### SUPERSEDED PART NUMBERS

If part 'A' has been superseded by part 'B', the superseding part number 'B' will appear in the part number listing with the superseded part number 'A' appearing in parentheses immediately following the description.

#### EXAMPLE:

Ref. No.	Part No.	Description	Qty.
	(Part 'B')	(Part 'A')	
8	123-45678-00-00	CYLINDER (111-12345-00)	1

A part that has been superseded to a kit may be identified by a 99999-00000 part number appearing in the part number column. The old superseded part number will appear in parentheses immediately following the description. Listed directly below the 99999 part number will be those parts making up the kit. The description of the parts making up the kit will be preceded by a small black dot (.) and the description will be indented one letter space.

#### EXAMPLE:

Ref. No.	Part No.	Description	Qty.
8	99999-12345-00	CYLINDER (111-12345-00)	1
	234-56789-00-00	. HEAD, cylinder .....	1
	345-67890-00-00	. GASKET, cylinder .....	1

#### SIZES

Except for steel balls (ball sizes are indicated in inches), all parts sizes are indicated in millimeters as in the following examples:

Hose (Rubber or Vinyl) .....	Inside Diameter - Length
O-Ring .....	Section Area - Inside Diameter
Washer, Shim, Collar .....	Inside Diameter - Outside Diameter Thickness (Length)

#### ASSEMBLIES AND COMPONENT PARTS

Assemblies and their component parts are identified by an indentation of one letter space, and the description is preceded by a dot (.). If 2 main assemblies are listed, and have the same basic description (i.e.: left and right sides of the same assembly), one will immediately follow the other. If each of these main assemblies is made up of almost the same components, these component parts will be listed immediately under the second main assembly line and will be indicated, as noted above.

If the component is the same for both main assemblies, the quantity indicated will be the total required. If the component is not the same for both main assemblies, the quantity for each separate item will be listed separately.

#### EXAMPLES:

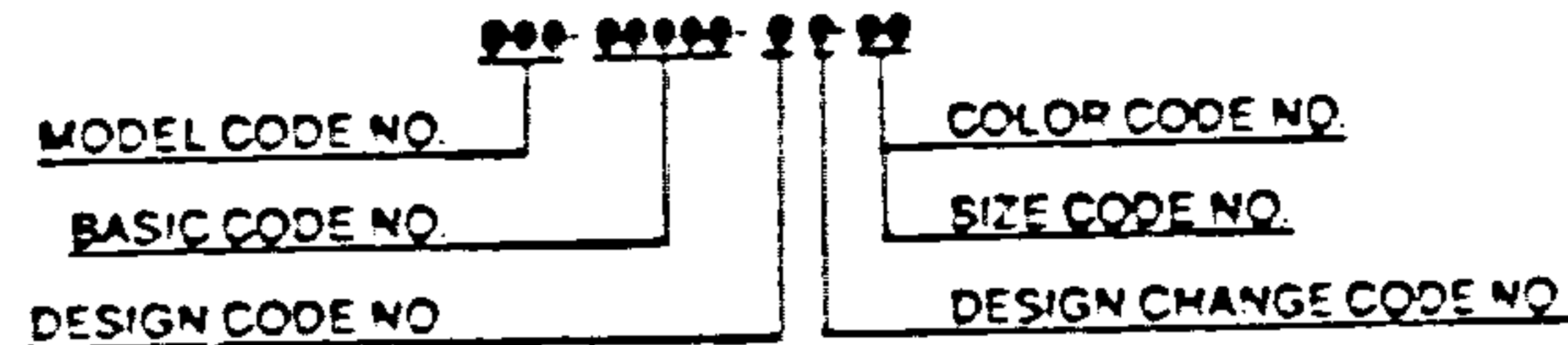
Description	Qty.
CARBURETOR ASS'Y, left .....	1
CARBURETOR ASS'Y, right .....	1
. JET, pilot .....	2
. NOZZLE, main .....	2
. LEVER, starter, left .....	1
. LEVER, starter, right .....	1

# FOREWORD

## THE YAMAHA PART NUMBER

The Yamaha part number consists of 12 digits. Each number represents a specific piece of information relating to a replacement part. The following is a guide for reading and interpreting the Yamaha part number.

## BASIC PART NUMBER CONFIGURATION:



### MODEL CODE NUMBER

FIRST THREE DIGITS ... 000-00000-00-00

Every model in each Yamaha product line is assigned a model number to identify that particular model. All component parts are given the model code number relating to the model on which they were first used.

EXAMPLE: 2K3-00000-00-00 identifies the XS750D.  
2F4-00000-00-00 identifies the GT80E.

### BASIC CODE NUMBER

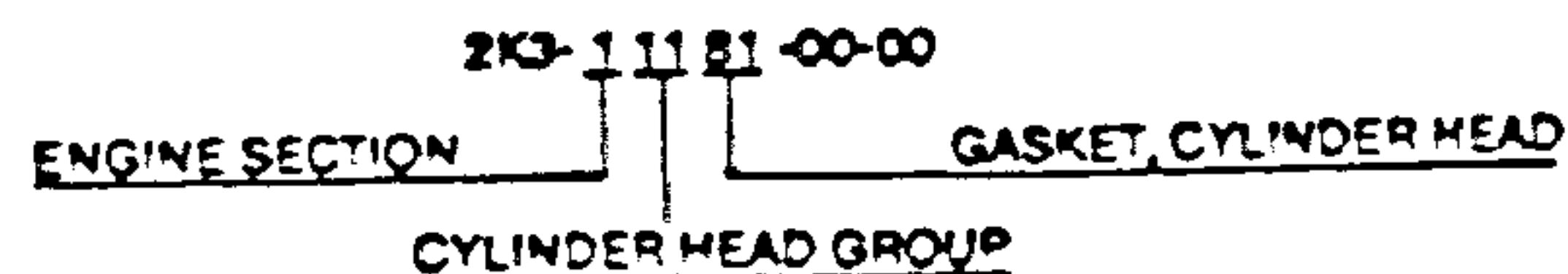
MIDDLE FIVE DIGITS ... 000-00000-00-00

These "Middle Five Digits" indicate the type of part (e.g., piston, rings, lower units, etc.). The five digits are broken down as follows:



The "Major Classification" indicates the section to which the parts belong, (e.g., engine, electrical, etc.). The "Intermediate" and "Minor Classifications" indicate more specific details.

EXAMPLE:



### DESIGN CODE NUMBER: 000-00000-00-00

The design code distinguishes like component parts from one another when specification differences are involved. For example, distinguishing a standard size piston ring from an oversized piston ring.

EXAMPLE: 4U8-11610-00-00 Standard Piston Ring Set for XJ550H  
4U8-11610-02-00 Oversize Piston Ring Set for XJ550H

### DESIGN CHANGE CODE NUMBER: 000-00000-00-00

This code number is used to identify a difference between a new component part and old one when a new part is created by changing the old one.

EXAMPLE:

4U8-11610-00-00 XJ550H Piston Ring Set, std. - ORIGINAL  
4U8-11610-01-00 XJ550H Piston Ring Set, std. - FIRST DESIGN CHANGE

Only major changes to performance, durability, quality, appearance, cost or interchangeability will affect a part number change.

### COLOR CODE & SIZE CODE NUMBER: 000-00000-00-00

When applicable, the last two digits of the part number identify:

1. Color Code: The painted color or type of plating or surface treatment used on certain parts.
2. Size Code: The last two digits are also used to show the size of parts (mm). Such as the thickness of shims or the size of pistons.

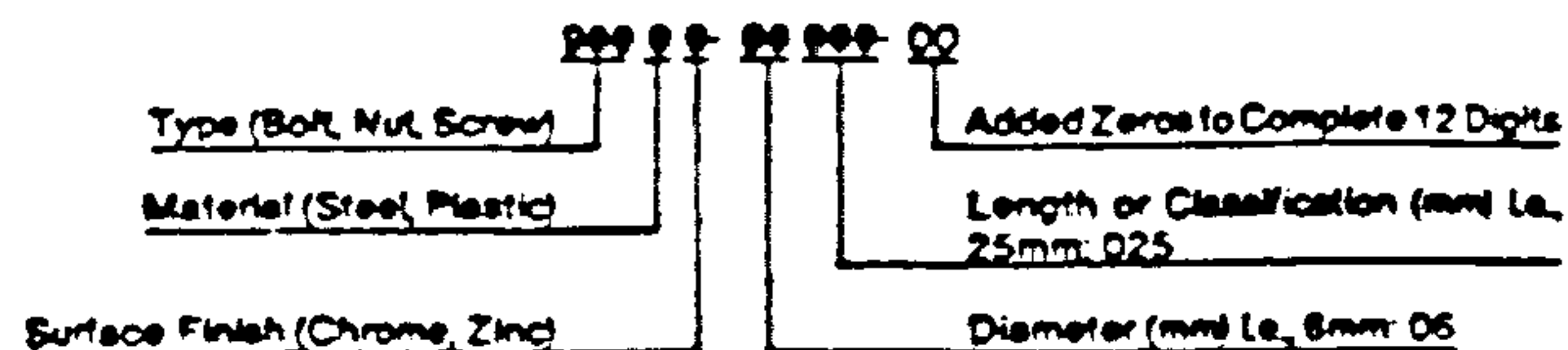
## CONTENTS

AIR FILTER	B-2-5
CABLE	E-11
CAMSHAFT	A-8
CARBURETOR	B-6,7
CHAIN	A-8
CLUTCH	C-5,6
COWLING 1	F-5-7
CRANKCASE	B-9,10
CRANKCASE COVER	B-11,12
CRANKSHAFT	A-7
CYLINDER	A-6
CYLINDER HEAD	A-5
ELECTRICAL 1	G-5
ELECTRICAL 2	G-6,7
EXHAUST	B-8
FOOTREST	F-2,3
FRAME	D-1
FRONT BRAKE CALIPER	E-7
FENDER	D-2,3
FRONT FORK	D-9-12
FRONT MASTER CYL. 1	E-12
FRONT MASTER CYL. 2	F-1
FRONT WHEEL	E-6
FUEL TANK	E-2-4
GENERATOR	C-1
GOVERNOR	C-2
HANDLEBAR	E-11
HANDLE SWITCH	G-8
HEADLIGHT	G-2
LEVER	G-8
METER	G-1
OIL COOLER	B-1
OIL FILTER	A-12
OIL PUMP	A-11
PICK UP COIL	C-2
PISTON	A-7
REAR BRAKE CALIPER	E-10
REAR MASTER CYL.	F-4
REAR SHOCKS	D-6
REAR WHEEL	E-8,9
SEAT	E-5
SERVICE DATA	J-1
SHIFT CAM	C-9
SHIFT FORK	C-9
SHIFT SHAFT	C-10
SIDE COVER	D-4,5
STAND	F-2,3
STARTER	C-3
STARTING MOTOR	C-4
STEERING	E-1
SWING ARM	D-6,7
TAILLIGHT	G-3
TECHNICAL BULLETINS	K-Row
TRANSMISSION	C-7,8
TURN SIGNAL	G-4
VALVE	A-9,10



# FOREWORD

## HARDWARE (Fastener) PART NUMBER CONFIGURATION:



### TYPE:

A fastener part number always begins with the number "9" followed by either a 0, 1, 2, 3, 4, 5, 7 or 8 designating one of eight major divisions within this group.

EXAMPLE: 9 0 000-00000-00 "0" designates various types.  
 9 1 000-00000-00 "1" designates bolts, cotter pins, etc.  
 9 2 000-00000-00 "2" designates screws, nuts, etc.  
 9 3 000-00000-00 "3" designates oil seals, o-rings, bearings, etc.  
 9 4 000-00000-00 "4" designates spark plugs.  
 9 5 000-00000-00 "5" designates bolts and nuts.  
 9 7 000-00000-00 "7" designates ISO bolts.  
 9 8 000-00000-00 "8" designates ISO screws and nuts.

The only major divisions which the mechanic should become familiar with are those related to the general hardware (nuts, bolts, and washers), since these are the most commonly used and most often replaced items. By knowing how to interpret the part number, the dimensions of a piece of hardware can be determined. This can be very helpful during major engine repair, and general parts replacement.

### BOLT EXAMPLE:

91311-06 018-00  
 6mm outside diameter 18mm in length

### EXCEPTION:

It is NOT possible to identify the LENGTH of bolts having a 901 prefix. Only the bolt diameter can be identified with this number.

### NUT AND WASHER EXAMPLE:

96301-06800-00 Nut  
 6mm inside diameter  
 90201-25290-00 Washer  
 25mm inside diameter

## CONTENTS

AIR FILTER	B-2-5
CABLE	E-11
CAMSHAFT	A-8
CARBURETOR	B-6,7
CHAIN	A-8
CLUTCH	C-5,6
COWLING 1	F-5-7
CRANKCASE	B-9,10
CRANKCASE COVER	B-11,12
CRANKSHAFT	A-7
CYLINDER	A-6
CYLINDER HEAD	A-5
ELECTRICAL 1	G-5
ELECTRICAL 2	G-6,7
EXHAUST	B-8
FOOTREST	F-2,3
FRAME	D-1
FRONT BRAKE CALIPER	E-7
FENDER	D-2,3
FRONT FORK	D-9-12
FRONT MASTER CYL. 1	E-12
FRONT MASTER CYL. 2	F-1
FRONT WHEEL	E-6
FUEL TANK	E-2-4
GENERATOR	C-1
GOVERNOR	C-2
HANDLEBAR	E-11
HANDLE SWITCH	G-8
HEADLIGHT	G-2
LEVER	G-8
METER	G-1
OIL COOLER	B-1
OIL FILTER	A-12
OIL PUMP	A-11
PICK UP COIL	C-2
PISTON	A-7
REAR BRAKE CALIPER	E-10
REAR MASTER CYL.	F-4
REAR SHOCKS	D-8
REAR WHEEL	E-8,9
SEAT	E-5
SERVICE DATA	J-1
SHIFT CAM	C-9
SHIFT FORK	C-9
SHIFT SHAFT	C-10
SIDE COVER	D-4,5
STAND	F-2,3
STARTER	C-3
STARTING MOTOR	C-4
STEERING	E-1
SWING ARM	D-6,7
TAILLIGHT	G-3
TECHNICAL BULLETINS	K-Row
TRANSMISSION	C-7,8
URNSIGNAL	G-4
VALVE	A-9,10



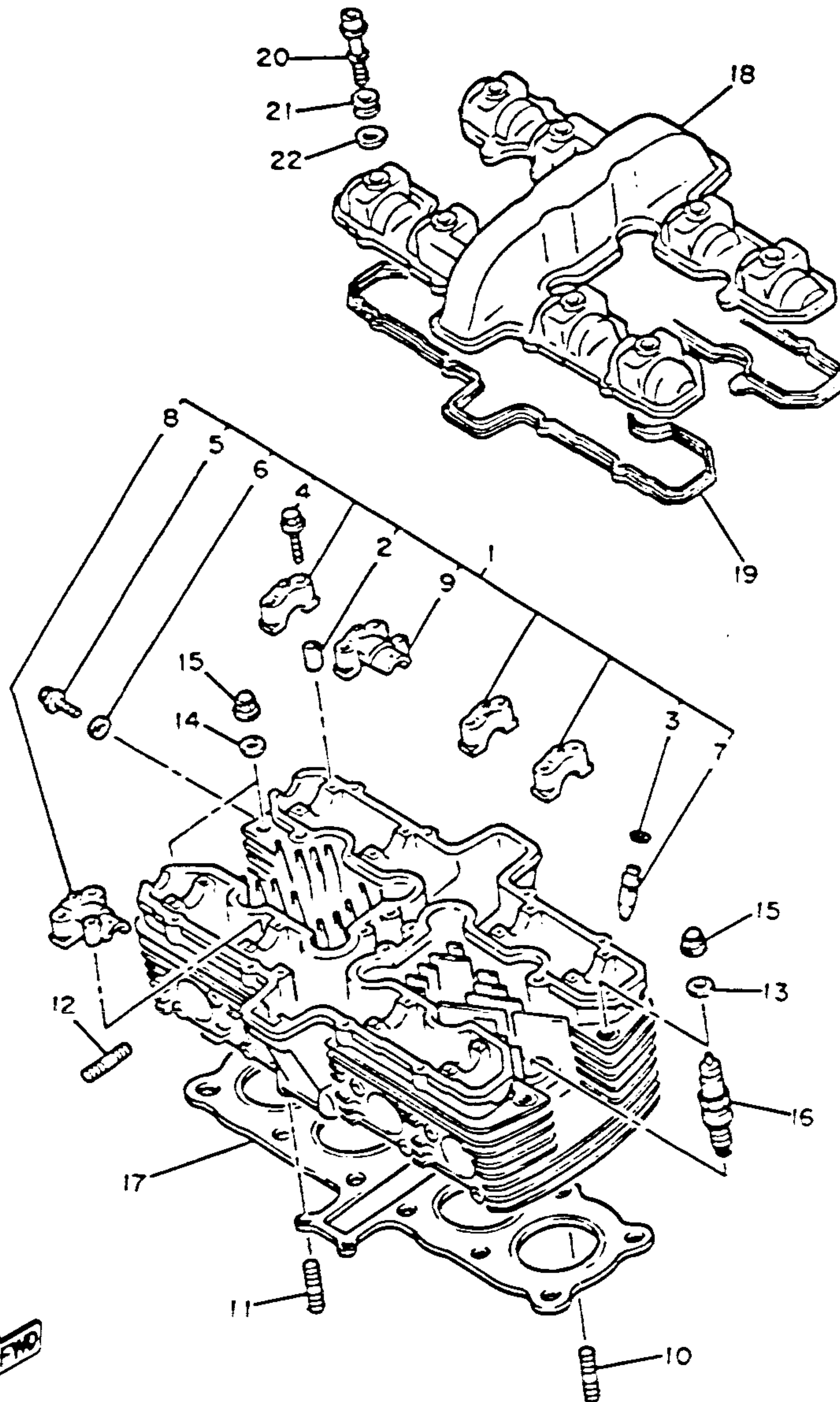
# CYLINDER HEAD

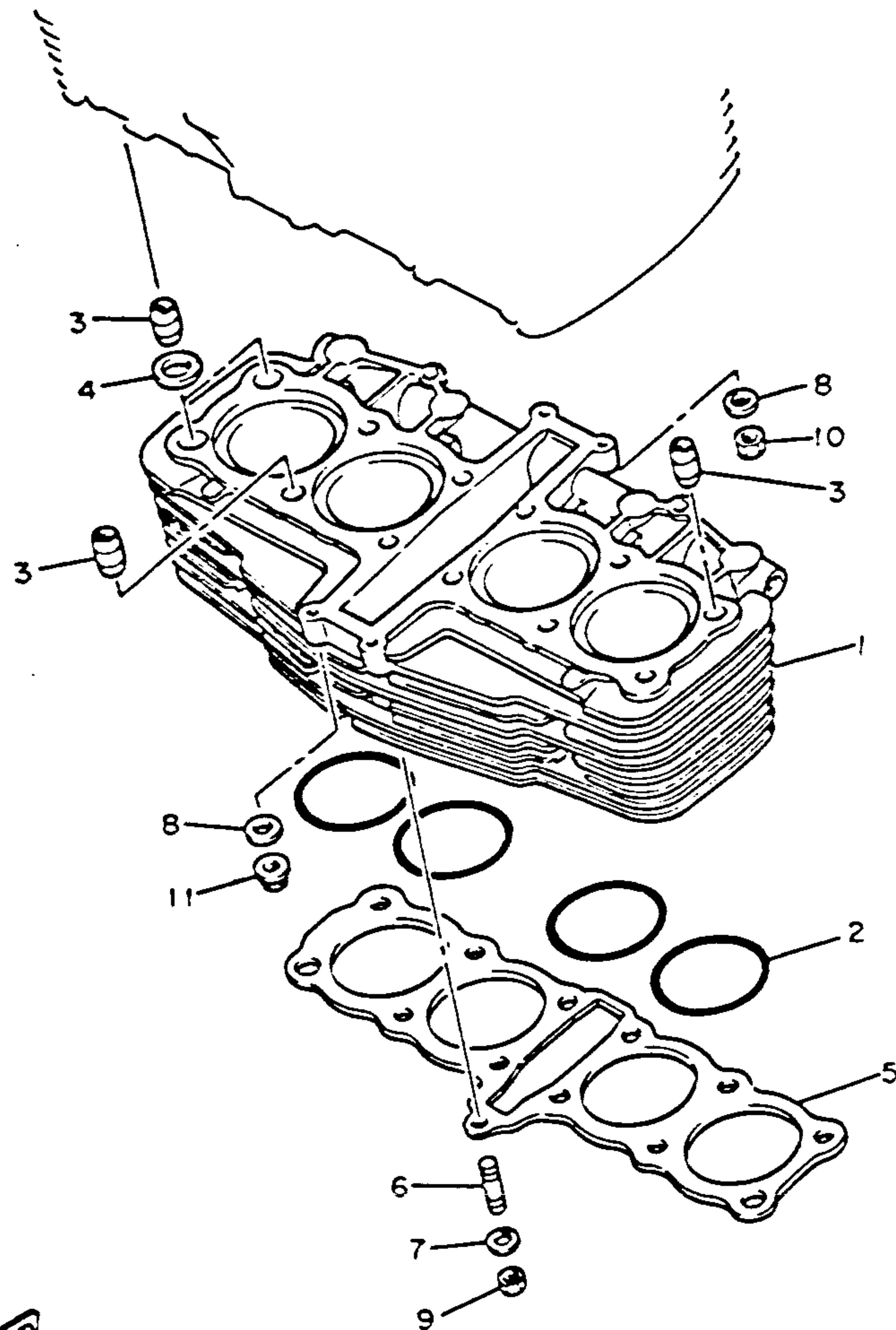
## CONTENTS

Ref. No.	Part Number	Description	S	SC	Remarks
1	36Y-11101-01-00	CYL. HEAD ASS'Y (36Y-11101-00) . . .	1	1	
2	99510-08016-00	. PIN, dowel . . . . .	16	16	
3	93440-10109-00	. CIRCLIP . . . . .	16	16	
4	90105-06305-00	. BOLT, washer based . . . . .	18	18	
5	90153-06045-00	. SCREW, hexagon	1	1	
6	90430-06014-00	. GASKET . . . . .	1	1	
7	36Y-11133-10-00	. GUIDE, intake valve	16	16	
8	36Y-12193-10-00	. CAP, camshaft 3 . .	1	1	
9	36Y-12178-10-00	. CAP, camshaft 4 . .	1	1	
10	95611-06625-00	BOLT, stud . . . . .	2	2	
11	95611-06630-00	BOLT, stud . . . . .	2	2	
12	95611-08635-00	BOLT, stud . . . . .	8	8	
13	90201-102G9-00	WASHER, Plate . . . .	10	10	
14	90201-10128-00	WASHER, Plate . . . .	2	2	
15	90176-10053-00	NUT, crown . . . . .	12	12	
16	NGK-DP8EA-90-00	PLUG, spark . . . . .	4	4	
17	1TX-11181-00-00	GASKET, cyl. head 1	1	1	
18	36Y-11191-00-00	COVER, cyl. head 1 .	1	1	
19	36Y-11193-00-00	GASKET, head cover 1	1	1	
20	90109-06746-00	BOLT . . . . .	8	8	
21	2GH-1111G-00-00	GROMMET (90480-12446) . . . .	8	8	
22	90209-11262-00	WASHER . . . . .	8	8	

AIR FILTER	B-2-5
CABLE	E-11
CAMSHAFT	A-8
CARBURETOR	B-6,7
CHAIN	A-8
CLUTCH	C-5,6
COWLING 1	F-5-7
CRANKCASE	B-9,10
CRANKCASE COVER	B-11,12
CRANKSHAFT	A-7
CYLINDER	A-6
CYLINDER HEAD	A-5
ELECTRICAL 1	G-5
ELECTRICAL 2	G-6,7
EXHAUST	B-8
FOOTREST	F-2,3
FRAME	D-1
FRONT BRAKE CALIPER	E-7
FENDER	D-2,3
FRONT FORK	D-9-12
FRONT MASTER CYL. 1	E-12
FRONT MASTER CYL. 2	F-1
FRONT WHEEL	E-6
FUEL TANK	E-2-4
GENERATOR	C-1
GOVERNOR	C-2
HANDLEBAR	E-11
HANDLE SWITCH	G-2
HEADLIGHT	G-2
LEVER	G-8
METER	G-1
OIL COOLER	B-1
OIL FILTER	A-12
OIL PUMP	A-11
PICK UP COIL	C-2
PISTON	A-7
REAR BRAKE CALIPER	E-10
REAR MASTER CYL.	F-4
REAR SHOCKS	D-8
REAR WHEEL	E-8,9
SEAT	E-5
SERVICE DATA	J-1
SHIFT CAM	C-9
SHIFT FORK	C-9
SHIFT SHAFT	C-10
SIDE COVER	D-4,5
STAND	F-2,3
STARTER	C-3
STARTING MOTOR	C-4
STEERING	E-1
SWING ARM	C-5,7
TAILLIGHT	G-3
TECHNICAL BULLETINS	K-Row
TRANSMISSION	C-7,8
URNSIGNAL	G-4
VALVE	A-9,10

See Service Data, Grid J-Row.





## CYLINDER

Ref. No.	Part Number	Description	S	SC	Remarks
1	1TX-11310-00-00	CYLINDER .....	1	1	
2	93210-81731-00	O-RING .....	4	4	
3	99530-14016-00	PIN, dowel .....	4	4	
4	90430-14131-00	GASKET .....	2	2	
5	1TX-11351-00-00	GASKET, cylinder ..	1	1	
6	95621-08330-00	BOLT, stud .....	1	1	
7	90201-084G3-00	WASHER, Plate ....	1	1	
8	90201-061A5-00	WASHER, plate (92901-06600) ....	4	4	
9	35311-08600-00	NUT .....	1	1	
10	95111-06600-00	NUT .....	2	2	
11	90179-06499-00	NUT .....	2	2	

See Service Data, Grid J-Row.

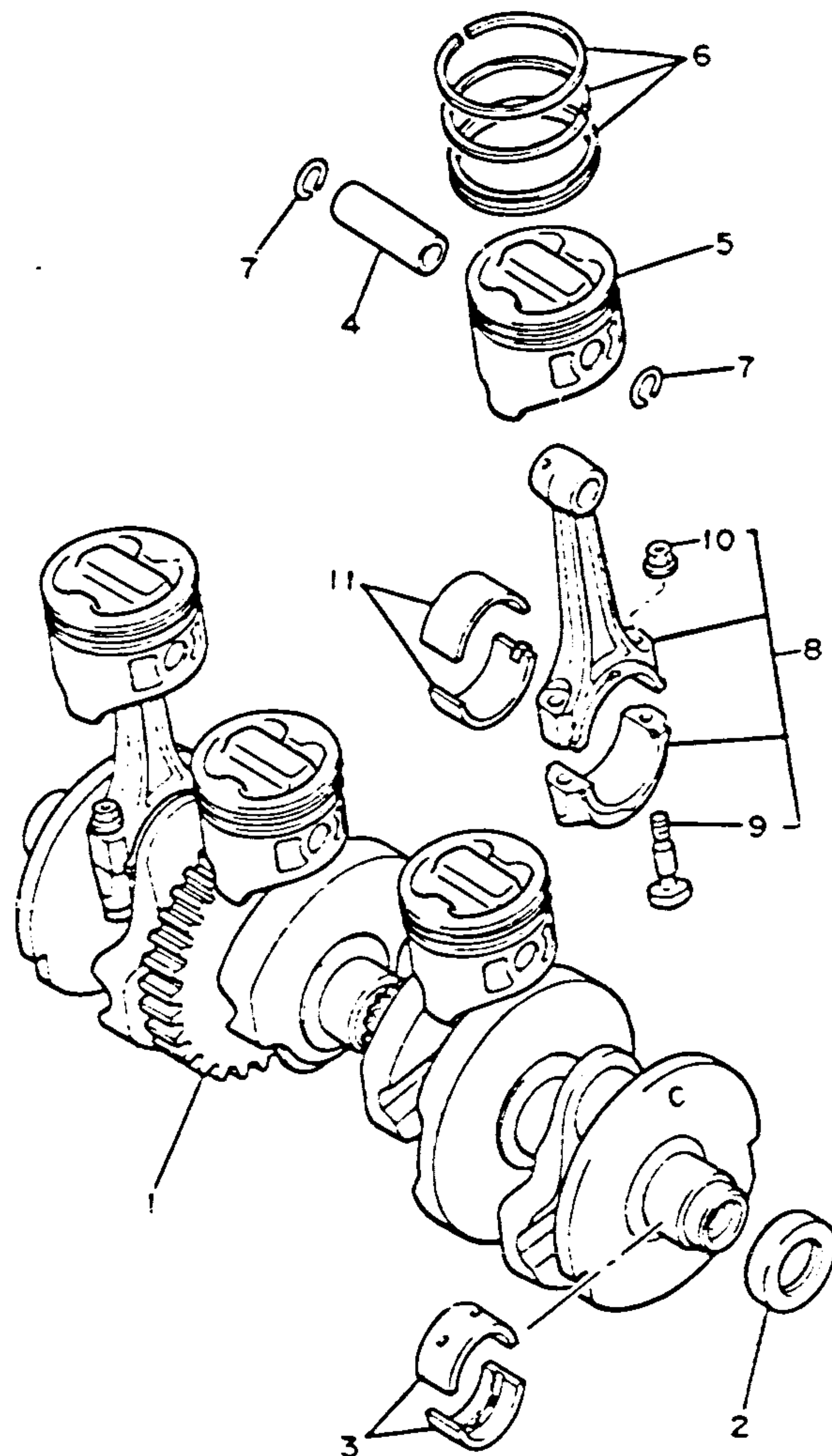
## CONTENTS

AIR FILTER	B-2-5
CABLE	E-11
CAMSHAFT	A-8
CARBURETOR	B-6,7
CHAIN	A-8
CLUTCH	C-5,6
COWLING 1	F-5-7
CRANKCASE	B-9,10
CRANKCASE COVER	B-11,12
CRANKSHAFT	A-7
CYLINDER	A-6
CYLINDER HEAD	A-5
ELECTRICAL 1	G-5
ELECTRICAL 2	G-6,7
EXHAUST	B-8
FOOTREST	F-2,3
FRAME	D-1
FRONT BRAKE CALIPER	E-7
FENDER	D-2,3
FRONT FORK	D-9-12
FRONT MASTER CYL. 1	E-12
FRONT MASTER CYL. 2	F-1
FRONT WHEEL	E-6
FUEL TANK	E-2-4
GENERATOR	C-1
GOVERNOR	C-2
HANDLEBAR	E-11
HANDLE SWITCH	G-8
HEADLIGHT	G-2
LEVER	G-8
METER	G-1
OIL COOLER	B-1
OIL FILTER	A-12
OIL PUMP	A-11
PICK UP COIL	C-2
PISTON	A-7
REAR BRAKE CALIPER	E-10
REAR MASTER CYL.	F-4
REAR SHOCKS	D-8
REAR WHEEL	E-8,9
SEAT	E-5
SERVICE DATA	J-1
SHIFT CAM	C-9
SHIFT FORK	C-9
SHIFT SHAFT	C-10
SIDE COVER	D-4,5
STAND	F-2,3
STARTER	C-3
STARTING MOTOR	C-4
STEERING	J-1
SWING ARM	D-6,7
TAILLIGHT	G-3
TECHNICAL BULLETINS	K-Row
TRANSMISSION	C-7,8
URNSIGNAL	G-4
VALVE	A-9,10



36Y310-4020





## CRANKSHAFT - PISTON

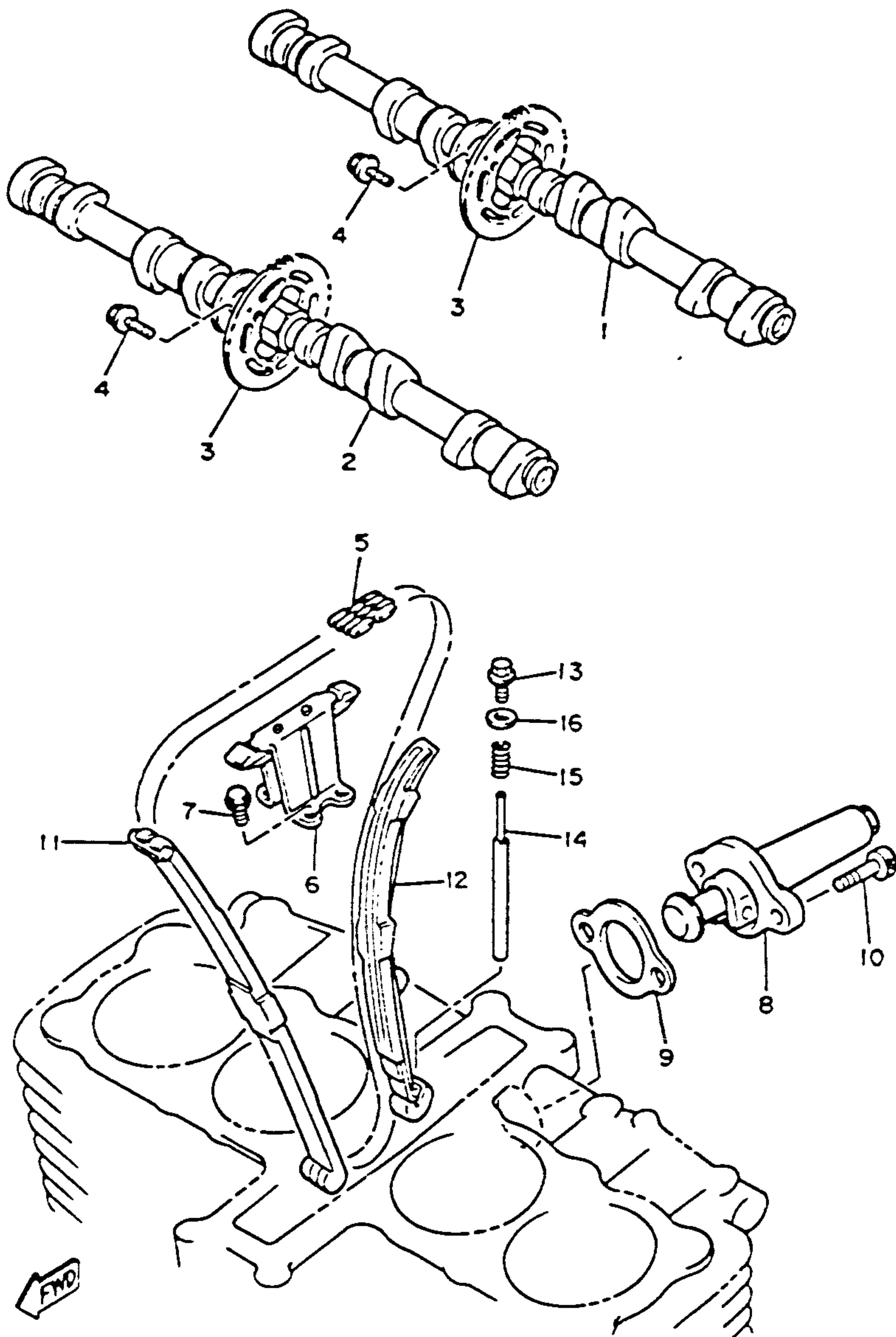
Ref. No.	Part Number	Description	S	SC	Remarks
1	36Y-11411-00-00	CRANKSHAFT . . . . .	1	1	
2	36Y-15389-09-00	OIL SEAL . . . . .	1	1	
3	2H7-11416-01-00	PLANE BEARING, crankshaft 1 . . . . .	8	8	U.R. Blue
	2H7-11416-11-00	PLANE BEARING, crankshaft 1 . . . . .	8	8	U.R. Black
	2H7-11416-21-00	PLANE BEARING, crankshaft 1 . . . . .	8	8	U.R. Brown
	2H7-11416-31-00	PLANE BEARING, crankshaft 1 . . . . .	8	8	U.R. Green
	2H7-11416-41-00	PLANE BEARING, crankshaft 1 . . . . .	8	8	U.R. Yellow
4	30X-11633-03-00	PIN, piston (30X-11633-02-00 . . . . .	4	4	
5	1TX-11631-00-A0	PISTON (STD) . . . . .	4	4	U.R.
	1TX-11636-00-00	PISTON (0.50mm O/S) . . . . .	4	4	Alt. Part
6	1TX-11610-00-00	PISTON RING SET . . . . .	4	4	U.R. (STD)
	1TX-11610-20-00	PISTON RING SET (2nd O/S) . . . . .	4	4	Alt. Part
7	93450-19052-00	CIRCLIP . . . . .	8	8	
8	36Y-11650-00-00	CONNECTING ROD ASS'Y (3Y6-Y1165-00) . . . . .	4	4	
9	36Y-11654-00-00	. BOLT, connecting rod . . . . .	2	2	
10	90179-08327-00	. NUT . . . . .	2	2	
11	36Y-11656-00-00	PLANE BEARING, connecting rod . . . . .	8	8	U.R. Pink
	36Y-11656-10-00	PLANE BEARING, connecting rod . . . . .	8	8	U.R. Blue
	36Y-11656-20-00	PLANE BEARING, connecting rod . . . . .	8	8	U.R. Black
	36Y-11656-30-00	PLANE BEARING, connecting rod . . . . .	8	8	U.R. Brown

## CONTENTS

AIR FILTER	B-2-5
CABLE	E-11
CAMSHAFT	A-8
CARBURETOR	B-6,7
CHAIN	A-8
CLUTCH	C-5,6
COWLING 1	F-5-7
CRANKCASE	B-9,10
CRANKCASE COVER	B-11,12
CRANKSHAFT	A-7
CYLINDER	A-6
CYLINDER HEAD	A-5
ELECTRICAL 1	G-5
ELECTRICAL 2	G-6,7
EXHAUST	B-8
FOOTREST	F-2,3
FRAME	D-1
FRONT BRAKE CALIPER	E-7
FENDER	D-2,3
FRONT FORK	D-9-12
FRONT MASTER CYL. 1	E-12
FRONT MASTER CYL. 2	F-1
FRONT WHEEL	E-6
FUEL TANK	E-2-4
GENERATOR	C-1
GOVERNOR	C-2
HANDLEBAR	E-11
HANDLE SWITCH	G-8
HEADLIGHT	G-2
LEVER	G-8
METER	G-1
OIL COOLER	B-1
OIL FILTER	A-12
OIL PUMP	A-11
PICK UP COIL	C-2
PISTON	A-7
REAR BRAKE CALIPER	E-10
REAR MASTER CYL.	F-4
REAR SHOCKS	D-8
REAR WHEEL	E-8,9
SEAT	E-5
SERVICE DATA	J-1
SHIFT CAM	C-9
SHIFT FORK	C-9
SHIFT SHAFT	C-10
SIDE COVER	D-4,5
STAND	F-2,3
STARTER	C-3
STARTING MOTOR	C-4
STEERING	E-1
SWING ARM	D-6,7
TAILLIGHT	G-3
TECHNICAL BULLETINS	K-Row
TRANSMISSION	C-7,8
URNSIGNAL	G-4
VALVE	A-9,10

See Service Data, Grid J-Row.



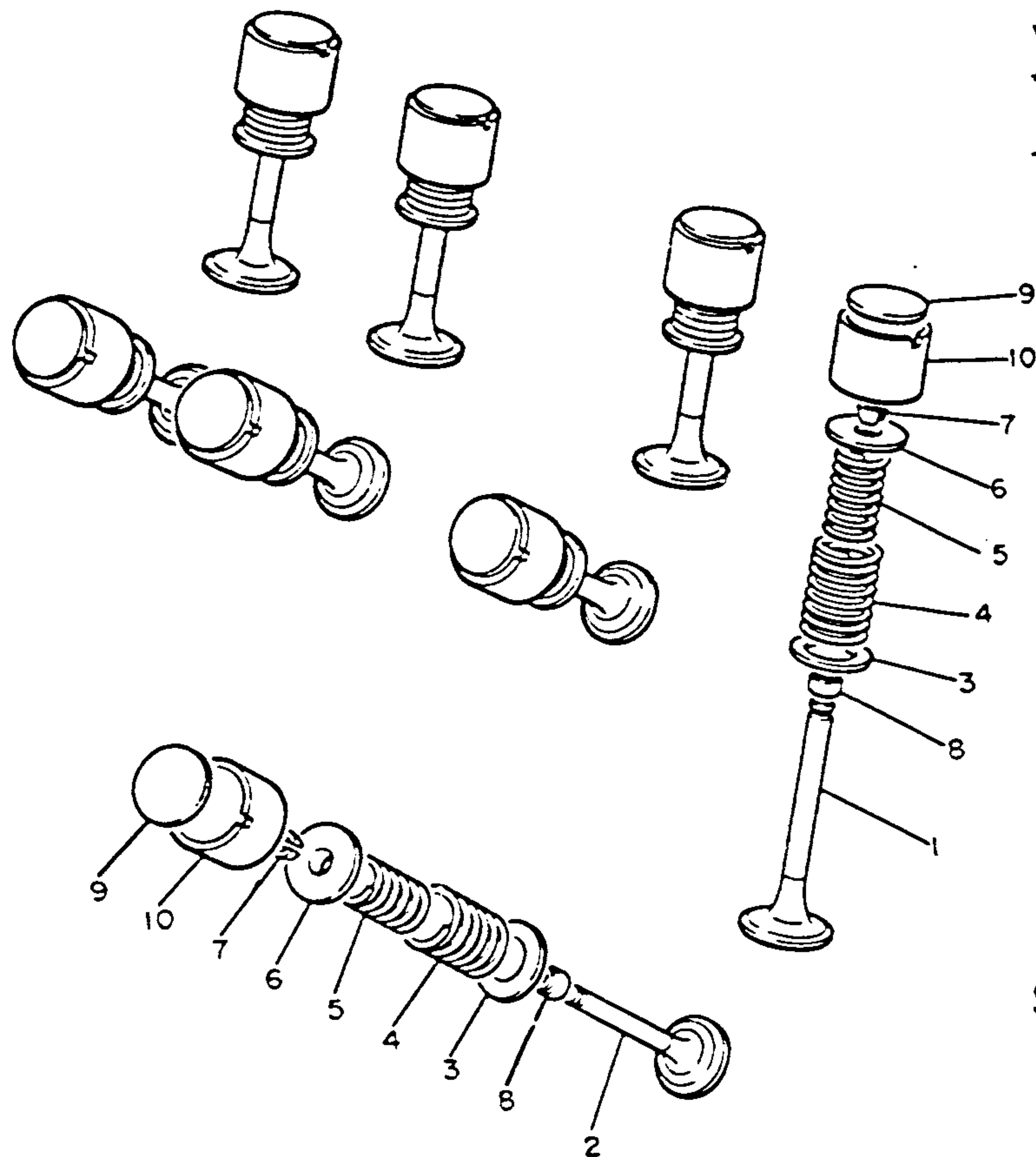


# CAMSHAFT - CHAIN

Ref. No.	Part Number	Description	S	SC	Remarks
1	47M-12171-00-00	CAMSHAFT 1 . . . . .	1	1	
2	47M-12181-00-00	CAMSHAFT 2 . . . . .	1	1	
3	36Y-12176-00-00	SPROCKET, cam chain . . . . .	2	2	
4	90105-07087-00	BOLT, washer based	4	4	
5	94591-05156-00	CHAIN (94590-69156) . . . . .	1	1	
6	36Y-12241-01-00	GUIDE, stopper 2 . . . . .	1	1	
7	90105-06424-00	BOLT, washer based	4	4	
8	1TX-12210-00-00	TENSIONER ASS'Y, cam chain . . . . .	1	1	
9	30X-12213-00-00	GASKET, tensioner case . . . . .	1	1	
10	91316-06025-00	BOLT . . . . .	2	2	
11	36Y-12251-00-00	DAMPER, chain 1 . . . . .	1	1	
12	36Y-12252-03-00	DAMPER, chain 2 . . . . .	1	1	
13	90340-10108-00	PLUG, straight screw	1	1	
14	90249-04184-00	PIN . . . . .	1	1	
15	90501-153A2-00	SPRING, compression . . . . .	1	1	
16	90201-10118-000	WASHER, plate . . . . .	1	1	

## CONTENTS

AIR FILTER	B-2~5
CABLE	E-11
CAMSHAFT	A-8
CARBURETOR	B-6,7
CHAIN	A-8
CLUTCH	C-5,6
COWLING 1	F-5~7
CRANKCASE	B-9,10
CRANKCASE COVER	B-11,12
CRANKSHAFT	A-7
CYLINDER	A-5
CYLINDER HEAD	A-5
ELECTRICAL 1	G-5
ELECTRICAL 2	G-6,7
EXHAUST	B-8
FOOTREST	F-2,3
FRAME	D-1
FRONT BRAKE CALIPER	E-7
FENDER	D-2,3
FRONT FORK	D-9~12
FRONT MASTER CYL. 1	E-12
FRONT MASTER CYL. 2	F-1
FRONT WHEEL	E-6
FUEL TANK	E-2~4
GENERATOR	C-1
GOVERNOR	C-2
HANDLEBAR	E-11
HANDLE SWITCH	G-8
HEADLIGHT	G-2
LEVER	G-8
METER	G-1
OIL COOLER	B-1
OIL FILTER	A-12
OIL PUMP	A-11
PICK UP COIL	C-2
PISTON	A-7
REAR BRAKE CALIPER	E-10
REAR MASTER CYL.	F-4
REAR SHOCKS	D-8
REAR WHEEL	E-8,9
SEAT	E-5
SERVICE DATA	J-1
SHIFT CAM	C-9
SHIFT FORK	C-9
SHIFT SHAFT	C-10
SIDE COVER	D-4,5
STAND	F-2,3
STARTER	C-3
STARTING MOTOR	C-4
STEERING	E-1
SWING ARM	D-6,7
TAILLIGHT	G-3
TECHNICAL BULLETINS	K-Row
TRANSMISSION	C-7,8
TURN SIGNAL	G-4
VALVE	A-9,10



## VALVE

Ref. No.	Part Number	Description	S	SC	Remarks
1	36Y-12111-00-00	VALVE, intake . . . . .	8	8	
2	36Y-12121-00-00	VALVE, exhaust . . . . .	8	8	
3	26H-12116-00-00	SEAT, valve spring . .	16	16	
4	36Y-12114-00-00	SPRING, valve outer	16	16	
5	36Y-12113-00-00	SPRING, valve inner	16	16	
6	30X-12117-00-00	RETAINER, valve spring . . . . .	16	16	
7	30X-12118-00-00	COTTER, valve . . . . .	32	32	
8	51Y-12119-00-00	SEAL, valve stem . . .	16	16	
9	26H-12168-00-00	PAD, adjusting (2.00)	16	16	U.R.
	26H-12168-20-00	PAD, adjusting (2.05)	16	16	U.R.
	26H-12168-40-00	PAD, adjusting (2.10)	16	16	U.R.
	26H-12168-60-00	PAD, adjusting (2.15)	16	16	U.R.
	26H-12168-80-00	PAD, adjusting (2.20)	16	16	U.R.
	26H-12168-A0-00	PAD, adjusting (2.25)	16	16	U.R.
	26H-12168-F0-00	PAD, adjusting (2.30)	16	16	U.R.
	26H-12168-H0-00	PAD, adjusting (2.35)	16	16	U.R.
	26H-12168-K0-00	PAD, adjusting (2.40)	16	16	U.R.

See Service Data, Grid J-Row.

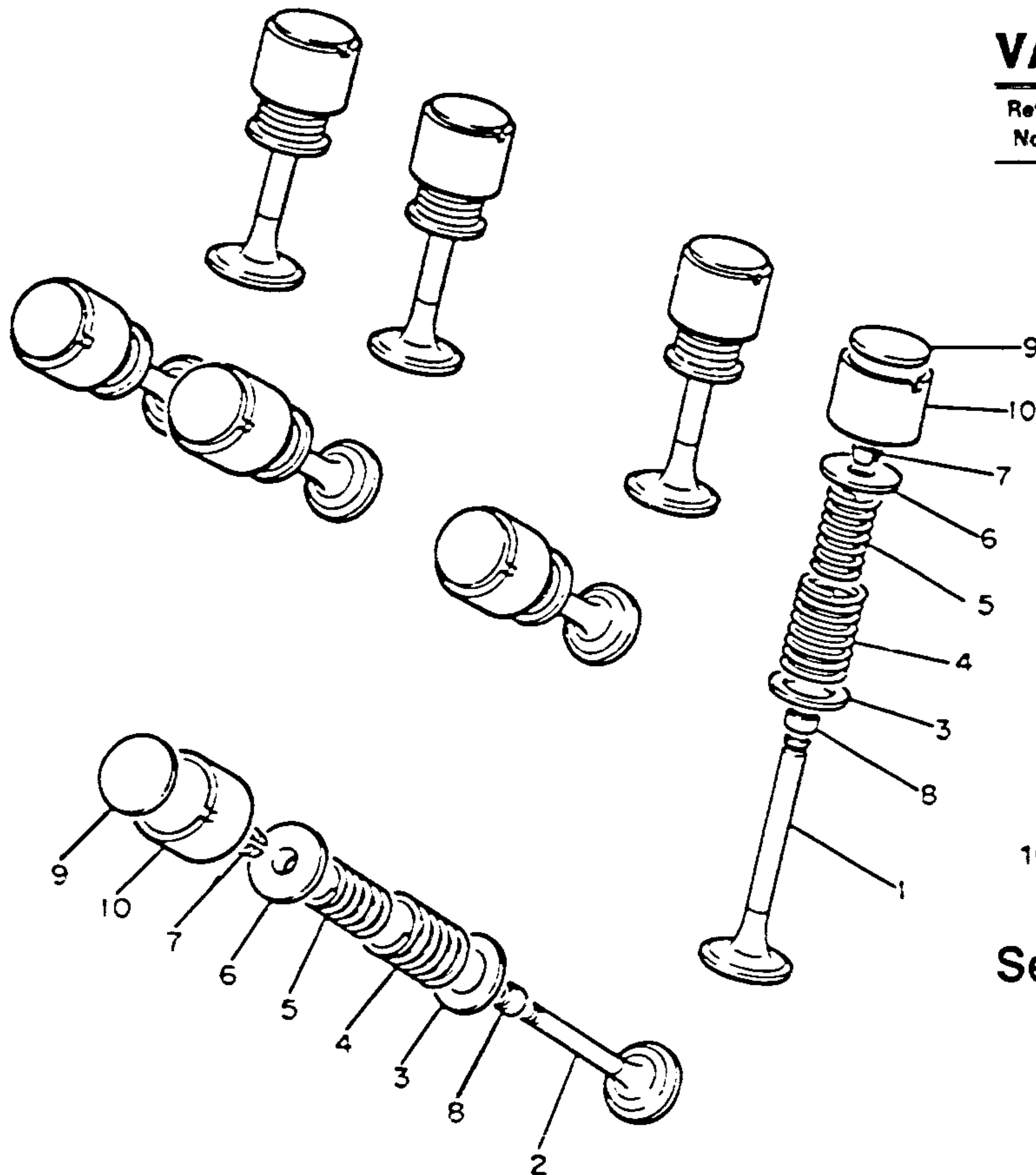
## CONTENTS

AIR FILTER	B-2-5
CABLE	E-11
CAMSHAFT	A-8
CARBURETOR	B-6,7
CHAIN	A-8
CLUTCH	C-5,6
COWLING 1	F-5-7
CRANKCASE	B-9,10
CRANKCASE COVER	B-11,12
CRANKSHAFT	A-7
CYLINDER	A-6
CYLINDER HEAD	A-5
ELECTRICAL 1	G-5
ELECTRICAL 2	G-6,7
EXHAUST	B-8
FOOTREST	F-2,3
FRAME	D-1
FRONT BRAKE CALIPER	E-7
FENDER	D-2,3
FRONT FORK	D-9-12
FRONT MASTER CYL. 1	E-12
FRONT MASTER CYL. 2	F-1
FRONT WHEEL	E-6
FUEL TANK	E-2-4
GENERATOR	C-1
GOVERNOR	C-2
HANDLEBAR	E-11
HANDLE SWITCH	G-8
HEADLIGHT	G-2
LEVER	G-8
METER	G-1
OIL COOLER	B-1
OIL FILTER	A-12
OIL PUMP	A-11
PICK UP COIL	C-2
PISTON	A-7
REAR BRAKE CALIPER	E-10
REAR MASTER CYL.	F-4
REAR SHOCKS	D-8
REAR WHEEL	E-8,9
SEAT	E-5
SERVICE DATA	J-1
SHIFT CAM	C-9
SHIFT FORK	C-9
SHIFT SHAFT	C-10
SIDE COVER	D-4,5
STAND	F-2,3
STARTER	C-3
STARTING MOTOR	C-4
STEERING	E-1
SWING ARM	D-6,7
TAILLIGHT	G-3
TECHNICAL BULLETINS	K-Row
TRANSMISSION	C-7,8
URNSIGNAL	G-4
VALVE	A-9,10



4H7110-CC50





## VALVE

Ref. No.	Part Number	Description	S	SC	Remarks
	26H-12168-M0-00	PAD, adjusting (2.45)	16	16	U.R.
	26H-12168-R0-00	PAD, adjusting (2.50)	16	16	U.R.
	26H-12168-U0-00	PAD, adjusting (2.55)	16	16	U.R.
	26H-12168-Y0-00	PAD, adjusting (2.65)	16	16	U.R.
	26H-12169-10-00	PAD, adjusting (2.70)	16	16	U.R.
	26H-12169-30-00	PAD, adjusting (2.75)	16	16	U.R.
	26H-12169-50-00	PAD, adjusting (2.80)	16	16	U.R.
	26H-12169-70-00	PAD, adjusting (2.85)	16	16	U.R.
	26H-12169-90-00	PAD, adjusting (2.90)	16	16	U.R.
	26H-12169-E0-00	PAD, adjusting (2.95)	16	16	U.R.
	26H-12169-G0-00	PAD, adjusting (3.00)	16	16	U.R.
	26H-12169-J0-00	PAD, adjusting (3.05)	16	16	U.R.
	26H-12169-L0-00	PAD, adjusting (3.10)	16	16	U.R.
	26H-12169-N0-00	PAD, adjusting (3.15)	16	16	U.R.
	26H-12169-T0-00	PAD, adjusting (3.20)	16	16	U.R.
10	26H-12153-00-Y0	LIFTER, valve (26H-12153-00) ...	16	16	

See Service Data, Grid J-Row.

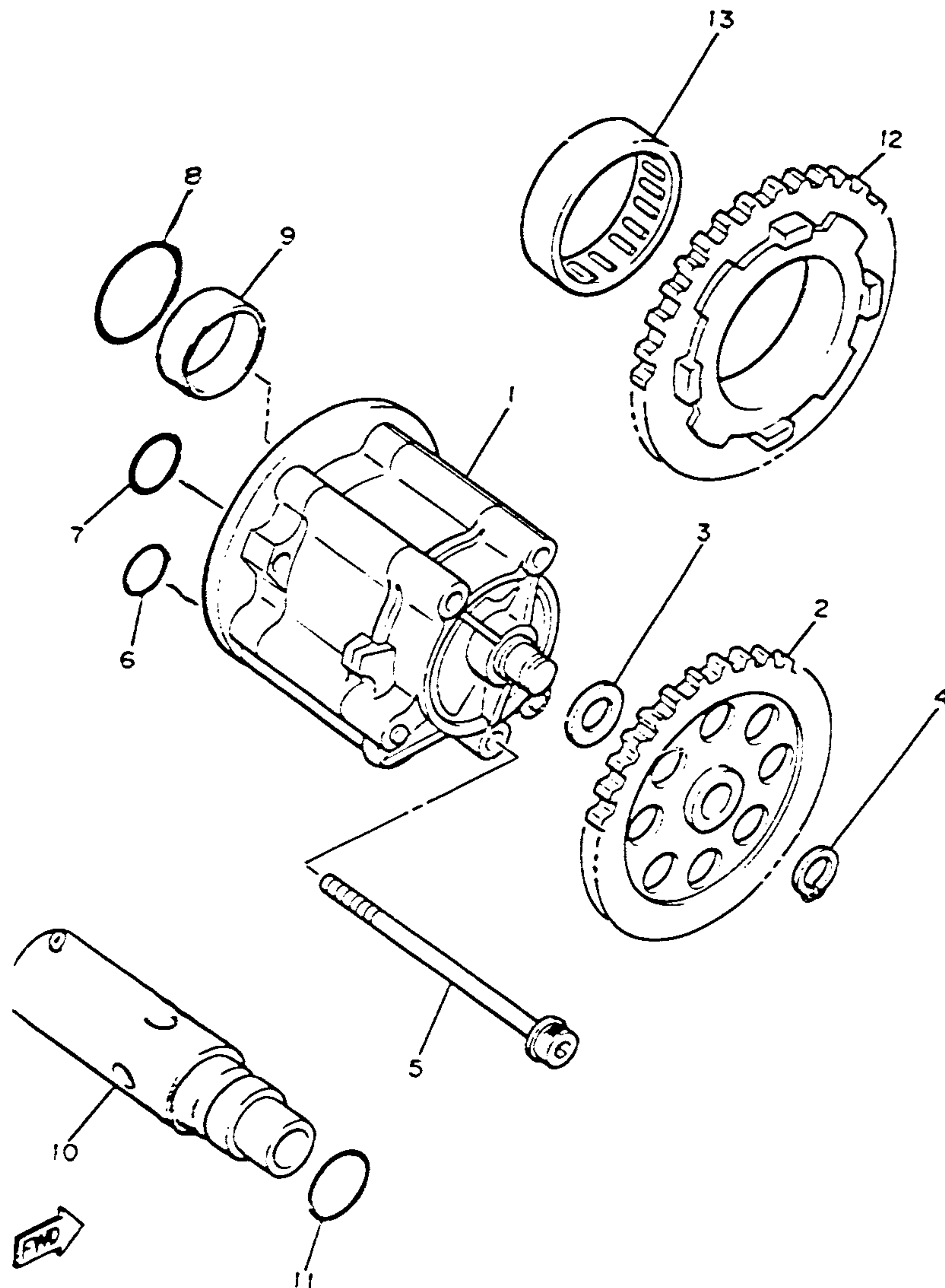
## CONTENTS

AIR FILTER	B-2-5
CABLE	E-11
CAMSHAFT	A-8
CARBURETOR	B-6,7
CHAIN	A-8
CLUTCH	C-5,6
COWLING 1	F-5-7
CRANKCASE	B-9,10
CRANKCASE COVER	B-11,12
CRANKSHAFT	A-7
CYLINDER	A-6
CYLINDER HEAD	A-5
ELECTRICAL 1	G-5
ELECTRICAL 2	G-6,7
EXHAUST	B-8
FOOTREST	F-2,3
FRAME	D-1
FRONT BRAKE CALIPER	E-7
FENDER	D-2,3
FRONT FORK	D-9-12
FRONT MASTER CYL. 1	E-12
FRONT MASTER CYL. 2	F-1
FRONT WHEEL	E-6
FUEL TANK	E-2-4
GENERATOR	C-1
GOVERNOR	C-2
HANDLEBAR	E-11
HANDLE SWITCH	G-8
HEADLIGHT	G-2
LEVER	G-8
METER	G-1
OIL COOLER	B-1
OIL FILTER	A-12
OIL PUMP	A-11
PICK UP COIL	C-2
PISTON	A-7
REAR BRAKE CALIPER	E-10
REAR MASTER CYL.	F-4
REAR SHOCKS	D-8
REAR WHEEL	E-8,9
SEAT	E-5
SERVICE DATA	J-1
SHIFT CAM	C-9
SHIFT FORK	C-9
SHIFT SHAFT	C-10
SIDE COVER	D-4,5
STAND	F-2,3
STARTER	C-3
STARTING MOTOR	C-4
STEERING	E-1
SWING ARM	D-6,7
TAILLIGHT	G-3
TECHNICAL BULLETINS	K-Row
TRANSMISSION	C-7,8
URNSIGNAL	G-4
VALVE	A-9,10



4H7110-0050





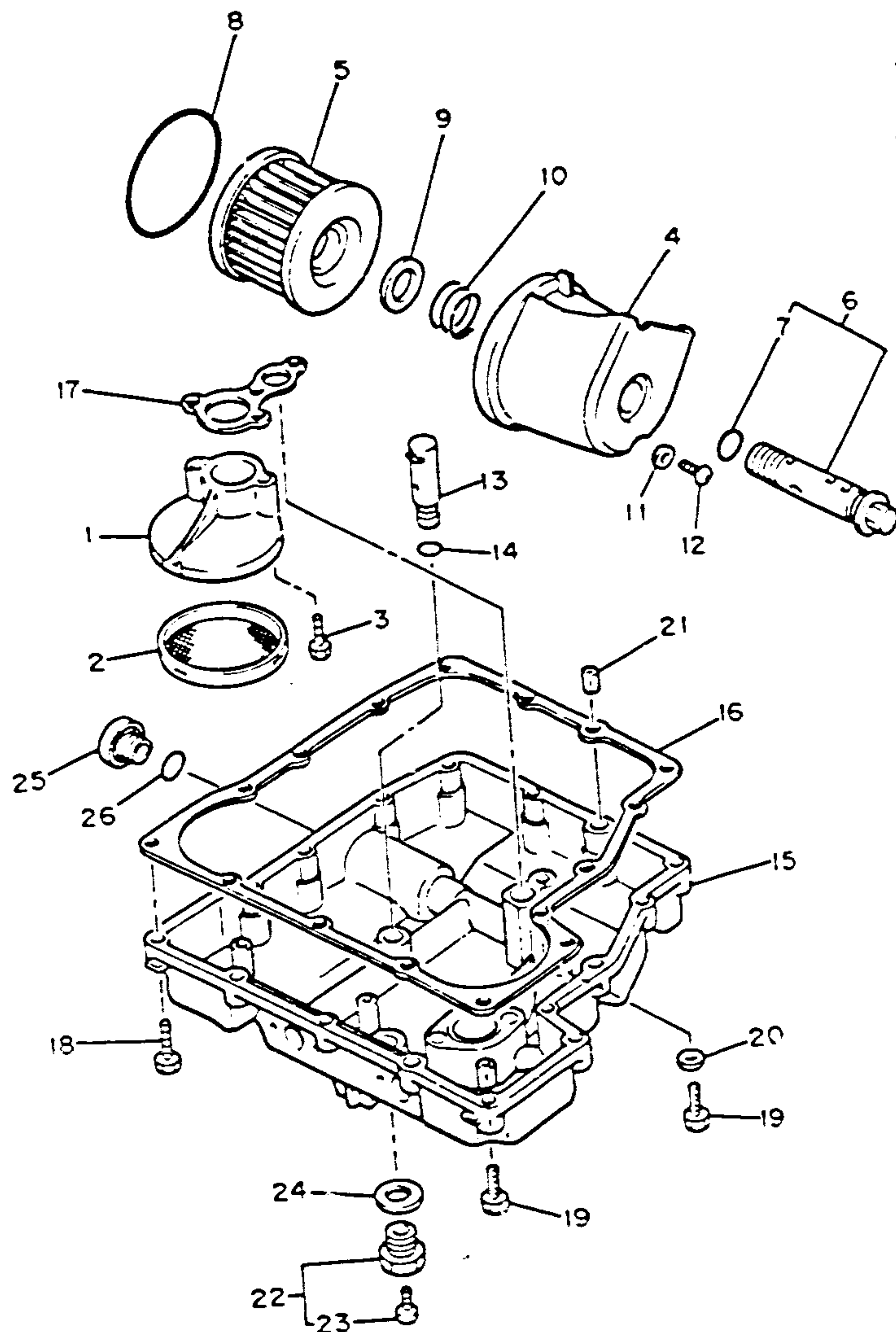
36Y310-4052

## OIL PUMP

Ref. No.	Part Number	Description	S	SC	Remarks
1	3CV-13300-00-00	OIL PUMP ASS'Y (36Y-13300-00) . . .	1	1	
2	36Y-13325-00-00	GEAR, pump driven (32T) . . . . .	1	1	
3	90201-106H7-00	WASHER, plate . . . .	1	1	
4	93440-09139-00	CIRCLIP . . . . .	1	1	
5	95811-06080-00	BOLT, flange . . . . .	3	3	
6	93210-13657-00	O-RING . . . . .	1	1	
7	93210-15566-00	O-RING . . . . .	1	1	
8	93210-26658-00	O-RING . . . . .	1	1	
9	93626-08210-00	PIN, dowel . . . . .	1	1	
10	36Y-13490-00-00	RELIEF VALVE ASS'Y	1	1	
11	93210-15566-00	O-RING . . . . .	1	1	
12	36Y-13324-00-00	GEAR, pump drive (36T) . . . . .	1	1	
13	93315-23612-00	BEARING, cylindrical (93315-23607) . . .	1	1	

## CONTENTS

AIR FILTER	B-2-5
CABLE	E-11
CAMSHAFT	A-8
CARBURETOR	B-6,7
CHAIN	A-8
CLUTCH	C-5,6
COWLING 1	F-5-7
CRANKCASE	B-9,10
CRANKCASE COVER	B-11,12
CRANKSHAFT	A-7
CYLINDER	A-6
CYLINDER HEAD	A-5
ELECTRICAL 1	G-5
ELECTRICAL 2	G-6,7
EXHAUST	B-8
FOOTREST	F-2,3
FRAME	D-1
FRONT BRAKE CALIPER	E-7
FENDER	D-2,3
FRONT FORK	D-9-12
FRONT MASTER CYL. 1	E-12
FRONT MASTER CYL. 2	F-1
FRONT WHEEL	E-6
FUEL TANK	E-2-4
GENERATOR	C-1
GOVERNOR	C-2
HANDLEBAR	E-11
HANDLE SWITCH	G-8
HEADLIGHT	G-2
LEVER	G-8
METER	G-1
OIL COOLER	B-1
OIL FILTER	A-12
OIL PUMP	A-11
PICK UP COIL	C-2
PISTON	A-7
REAR BRAKE CALIPER	E-10
REAR MASTER CYL.	F-4
REAR SHOCKS	D-8
REAR WHEEL	E-8,9
SEAT	E-5
SERVICE DATA	J-1
SHIFT CAM	C-9
SHIFT FORK	C-9
SHIFT SHAFT	C-10
SIDE COVER	D-4,5
STAND	F-2,3
STARTER	C-3
STARTING MOTOR	C-4
STEERING	E-1
SWING ARM	D-6,7
TAILLIGHT	G-3
TECHNICAL BULLETINS	K-Row
TRANSMISSION	C-7,8
URNSIGNAL	G-4
VALVE	A-9,10



## OIL FILTER

Ref. No.	Part Number	Description	S	SC	Remarks
1	36Y-13412-00-00	HOUSING, strainer	1	1	
2	4H7-13411-02-00	STRAINER, oil . . . . .	1	1	
3	91316-06020-00	BOLT . . . . .	2	2	
4	36Y-13447-01-00	COVER, oil element	1	1	
5	36Y-13441-00-00	ELEMENT, oil cleaner	1	1	
6	36Y-13340-00-00	BY-PASS VALVE ASS'Y . . . . .	1	1	
7	93210-16629-00	O-RING (93210-16325) . . .	1	1	
8	93210-87723-00	O-RING . . . . .	1	1	
9	90201-21608-00	WASHER, Plate . . . . .	1	1	
10	90501-20422-00	SPRING, compression	1	1	
11	90430-05126-00	GASKET . . . . .	1	1	
12	90149-05110-00	SCREW . . . . .	1	1	
13	25G-13490-00-00	RELIEF VALVE ASS'Y . . . . .	1	1	
14	93210-10096-00	O-RING . . . . .	1	1	
15	36Y-13417-02-00	COVER, strainer (36Y-13417-00) . . .	1	1	
16	36Y-13414-00-00	GASKET, strainer cover . . . . .	1	1	
17	36Y-13415-00-00	SEAL, oil strainer . . .	1	1	
18	91316-06025-00	BOLT . . . . .	14	14	
19	91316-06035-00	BOLT . . . . .	3	3	
20	90430-06014-00	GASKET . . . . .	1	1	
21	99530-08016-00	PIN, dowel . . . . .	2	2	
22	4X7-13455-00-00	PLUG . . . . .	1	1	
23	98901-06008-00	SCREW, bind . . . . .	1	1	
24	214-11198-01-00	GASKET . . . . .	1	1	
25	36Y-15189-00-00	PLUG . . . . .	1	1	
26	93210-16629-00	O-RING (93210-16325) . . . . .	1	1	

See Service Data, Grid J-Row.

## CONTENTS

AIR FILTER	B-2-5
CABLE	E-11
CAMSHAFT	A-8
CARBURETOR	B-6,7
CHAIN	A-8
CLUTCH	C-5,6
COWLING 1	F-5-7
CRANKCASE	B-9,10
CRANKCASE COVER	B-11,12
CRANKSHAFT	A-7
CYLINDER	A-6
CYLINDER HEAD	A-5
ELECTRICAL 1	G-5
ELECTRICAL 2	G-6,7
EXHAUST	B-8
FOOTREST	F-2,3
FRAME	D-1
FRONT BRAKE CALIPER	E-7
FENDER	D-2,3
FRONT FORK	D-9-12
FRONT MASTER CYL. 1	E-12
FRONT MASTER CYL. 2	F-1
FRONT WHEEL	E-6
FUEL TANK	E-2-4
GENERATOR	C-1
GOVERNOR	C-2
HANDLEBAR	E-11
HANDLE SWITCH	G-8
HEADLIGHT	G-2
LEVER	G-8
METER	G-1
OIL COOLER	B-1
OIL FILTER	A-12
OIL PUMP	A-11
PICK UP COIL	C-2
PISTON	A-7
REAR BRAKE CALIPER	E-10
REAR MASTER CYL.	F-4
REAR SHOCKS	D-8
REAR WHEEL	E-8,9
SEAT	E-5
SERVICE DATA	J-1
SHIFT CAM	C-9
SHIFT FORK	C-9
SHIFT SHAFT	C-10
SIDE COVER	D-4,5
STAND	F-2,3
STARTER	C-3
STARTING MOTOR	C-4
STEERING	E-1
SWING ARM	D-6,7
TAILLIGHT	G-3
TECHNICAL BULLETINS	K-Row
TRANSMISSION	C-7,8
URNSIGNAL	G-4
VALVE	A-9,10



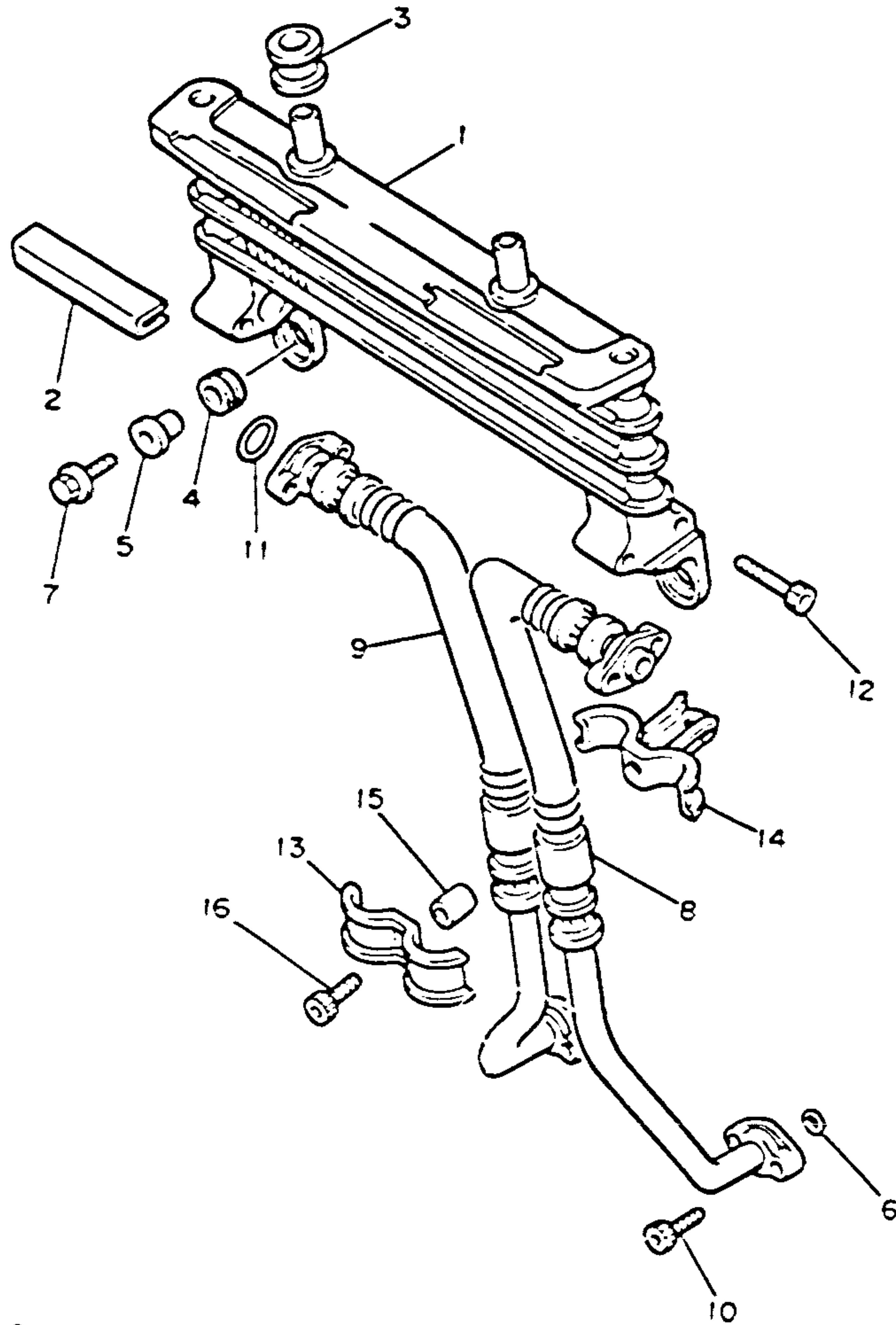


# OIL COOLER

## CONTENTS

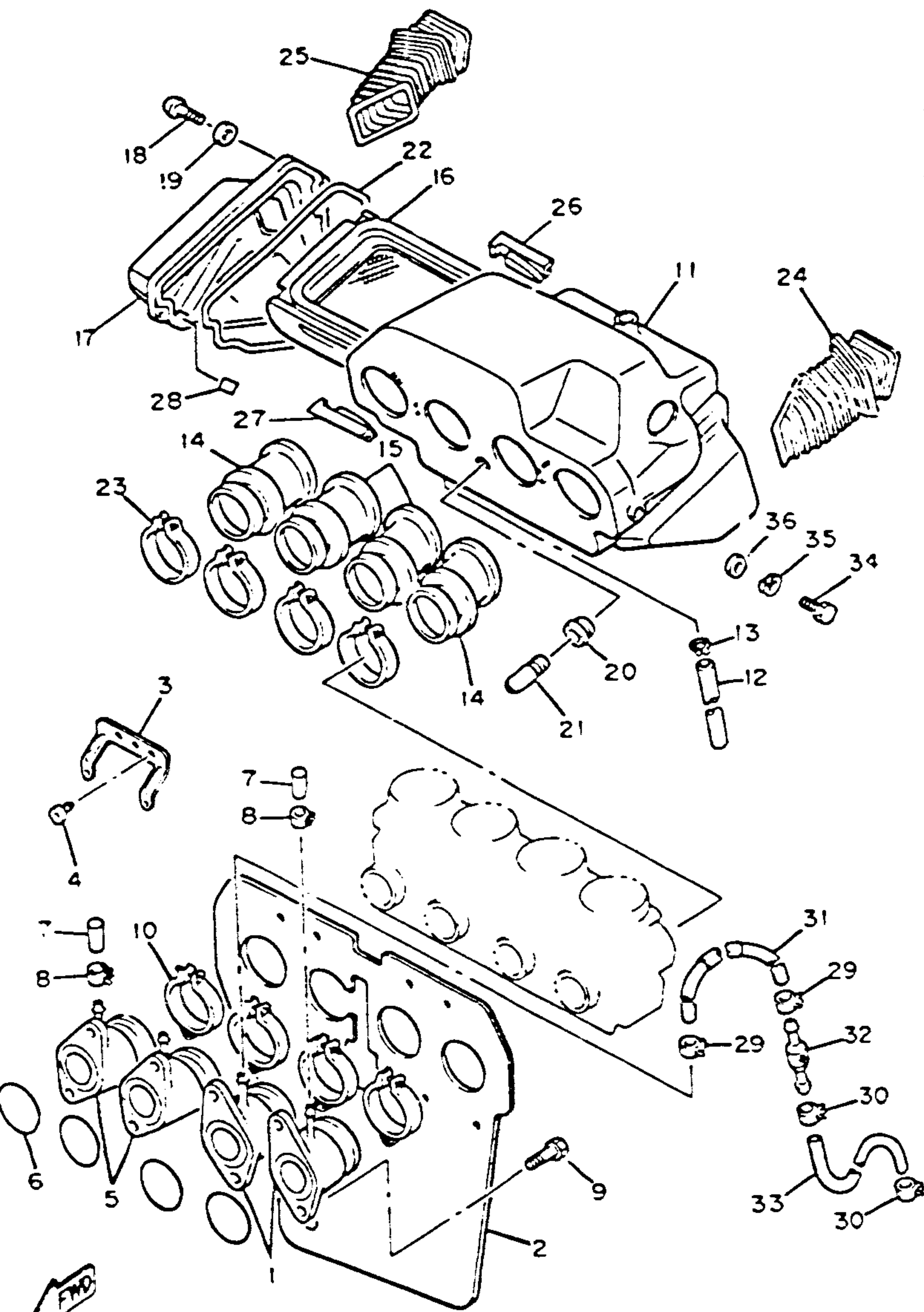
Ref. No.	Part Number	Description	S	SC	Remarks
1	36Y-13470-00-00	OIL COOLER ASS'Y	1	1	
2	36Y-13159-00-00	DAMPER .....	2	2	
3	90480-16284-00	GROMMET .....	2	2	
4	90480-15235-00	GROMMET .....	2	2	
5	90387-067K8-00	COLLAR .....	2	2	
6	93210-13657-00	O-RING .....	2	2	
7	95826-06020-00	BOLT, flange .....	2	2	
8	36Y-13464-03-00	HOSE, oil 1 .....	1	1	
9	36Y-13465-03-00	HOSE, oil 2 .....	1	1	
10	91316-06020-00	BOLT .....	4	4	
11	93210-16629-00	O-RING (93210-16325) ....	2	2	
12	91316-06040-00	BOLT .....	4	4	
13	90465-08250-00	CLAMP .....	1	1	
14	90465-08249-00	CLAMP .....	1	1	
15	90387-064A5-00	COLLAR .....	1	1	
16	91316-06025-00	BOLT .....	1	1	

AIR FILTER	B-2-5
CABLE	E-11
CAMSHAFT	A-8
CARBURETOR	B-6,7
CHAIN	A-8
CLUTCH	C-5,6
COWLING 1	F-5-7
CRANKCASE	B-9,10
CRANKCASE COVER	B-11,12
CRANKSHAFT	A-7
CYLINDER	A-6
CYLINDER HEAD	A-5
ELECTRICAL 1	G-5
ELECTRICAL 2	G-6,7
EXHAUST	B-8
FOOTREST	F-2,3
FRAME	D-1
FRONT BRAKE CALIPER	E-7
FENDER	D-2,3
FRONT FORK	D-9-12
FRONT MASTER CYL. 1	E-12
FRONT MASTER CYL. 2	F-1
FRONT WHEEL	E-6
FUEL TANK	E-2-4
GENERATOR	C-1
GOVERNOR	C-2
HANDLEBAR	E-11
HANDLE SWITCH	G-8
HEADLIGHT	G-2
LEVER	G-8
METER	G-1
OIL COOLER	B-1
OIL FILTER	A-12
OIL PUMP	A-11
PICK UP COIL	C-2
PISTON	A-7
REAR BRAKE CALIPER	E-10
REAR MASTER CYL.	F-4
REAR SHOCKS	D-8
REAR WHEEL	E-8,9
SEAT	E-5
SERVICE DATA	J-1
SHIFT CAM	C-9
SHIFT FORK	C-9
SHIFT SHAFT	C-10
SIDE COVER	D-4,5
STAND	F-2,3
STARTER	C-3
STARTING MOTOR	C-4
STEERING	E-1
SWING ARM	D-6,7
TAILLIGHT	G-3
TECHNICAL BULLETINS	K-Row
TRANSMISSION	C-7,8
URNSIGNAL	G-4
VALVE	A-9,10



36Y310-4070





## AIR FILTER (FJ1200S)

Ref. No.	Part Number	Description	S	SC	Remarks
1	36Y-13586-00-00	JOINT, carburetor 1	2		
2	36Y-12682-02-00	PROTECTOR, head	1		
3	36Y-12637-00-00	STAY 1	3		
4	90480-08395-00	GROMMET	6		
5	36Y-13596-00-00	JOINT, carburetor 2	2		
6	93210-40659-00	O-RING	4		
7	16G-13569-00-00	PLUG, blind	2		
8	90467-10039-00	CLIP	2		
9	91316-06020-00	BOLT	8		

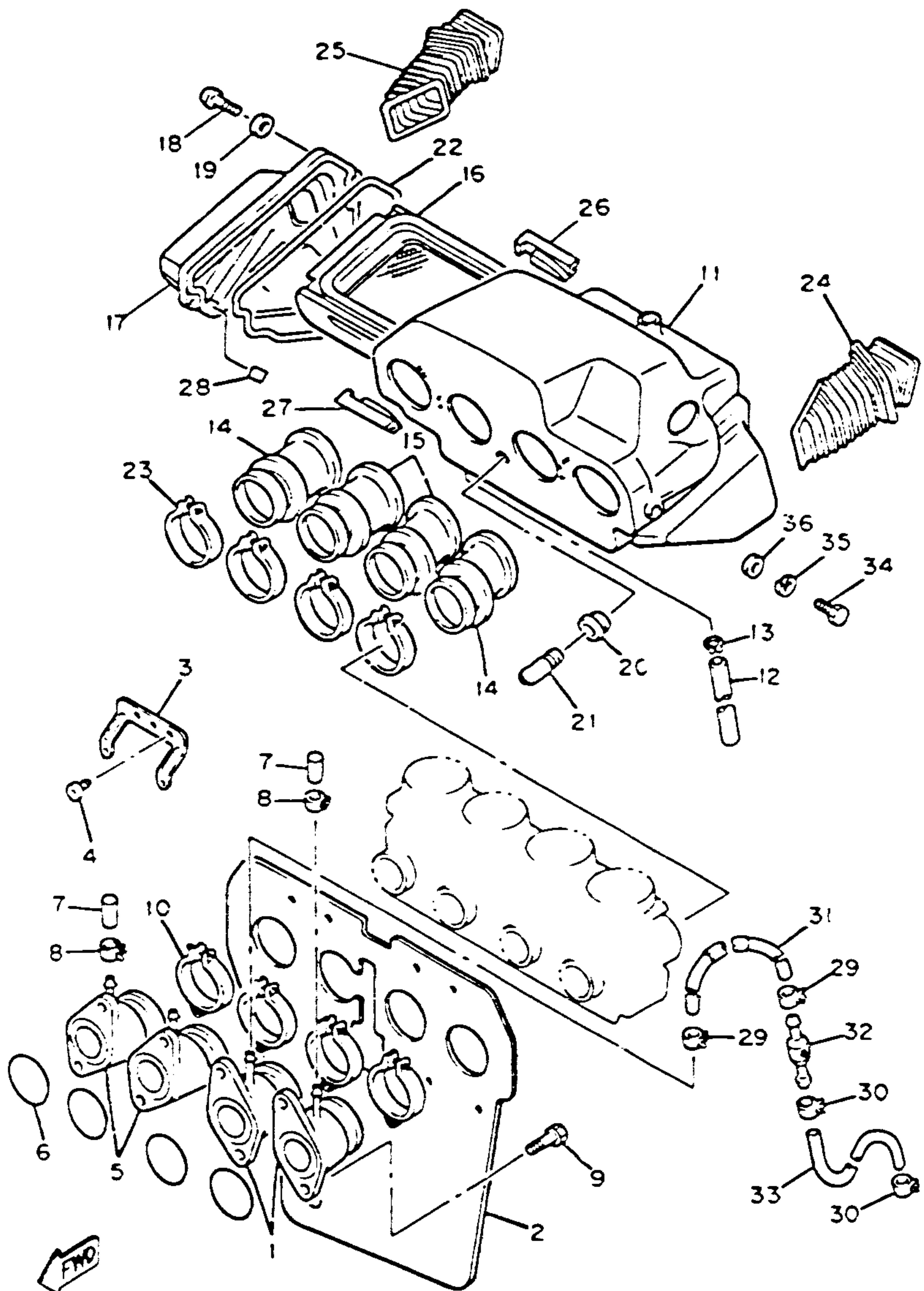
## FJ1200S

10	90460-52264-00	CLAMP, hose	4		
11	36Y-14401-00-00	AIR CLEANER CASE ASS'Y	1		
12	90445-11182-00	HOSE	1		
13	90467-09006-00	CLIP	1		
14	36Y-14453-00-00	JOINT, air cleaner 1	2		
15	36Y-14463-00-00	JOINT, air cleaner 2	2		
16	36Y-14451-00-00	ELEMENT, air cleaner	1		
17	36Y-14412-00-00	CAP, cleaner case 1	1		
18	98506-05020-00	SCREW, panhead	3		

## FJ1200S

## CONTENTS

AIR FILTER	B-2-5
CABLE	E-11
CAMSHAFT	A-8
CARBURETOR	B-6,7
CHAIN	A-8
CLUTCH	C-5,6
COWLING 1	F-5-7
CRANKCASE	B-9,10
CRANKCASE COVER	B-11,12
CRANKSHAFT	A-7
CYLINDER	A-6
CYLINDER HEAD	A-5
ELECTRICAL 1	G-5
ELECTRICAL 2	G-6,7
EXHAUST	B-8
FOOTREST	F-2,3
FRAME	D-1
FRONT BRAKE CALIPER	E-7
FENDER	D-2,3
FRONT FORK	D-9-12
FRONT MASTER CYL. 1	E-12
FRONT MASTER CYL. 2	F-1
FRONT WHEEL	E-6
FUEL TANK	E-2-4
GENERATOR	C-1
GOVERNOR	C-2
HANDLEBAR	E-11
HANDLE SWITCH	G-8
HEADLIGHT	G-2
LEVER	G-8
METER	G-1
OIL COOLER	B-1
OIL FILTER	A-12
OIL PUMP	A-11
PICK UP COIL	C-2
PISTON	A-7
REAR BRAKE CALIPER	E-10
REAR MASTER CYL.	F-4
REAR SHOCKS	D-8
REAR WHEEL	E-8,9
SEAT	E-5
SERVICE DATA	J-1
SHIFT CAM	C-9
SHIFT FORK	C-9
SHIFT SHAFT	C-10
SIDE COVER	D-4,5
STAND	F-2,3
STARTER	C-3
STARTING MOTOR	C-4
STEERING	E-1
SWING ARM	D-6,7
TAILLIGHT	G-3
TECHNICAL BULLETINS	K-Row
TRANSMISSION	C-7,8
URNSIGNAL	G-4
VALVE	A-9,10



## AIR FILTER (FJ1200S)

Ref. No.	Part Number	Description	S	SC	Remarks
19	92906-05600-00	WASHER, plate . . . .	3		
20	31A-14435-00-00	GROMMET . . . . .	1		
21	31A-14419-00-00	PIPE . . . . .	1		
22	36Y-14452-00-00	SEAL . . . . .	1		
23	90460-58015-00	CLAMP, hose . . . . .	4		
24	1TX-14431-00-00	SILENCER, intake 1	1		
25	1TX-14441-00-00	SILENCER, intake 2	1		
26	36Y-W1441-00-00	STAY (36Y-14413-00) . . .	1		

## FJ1200S

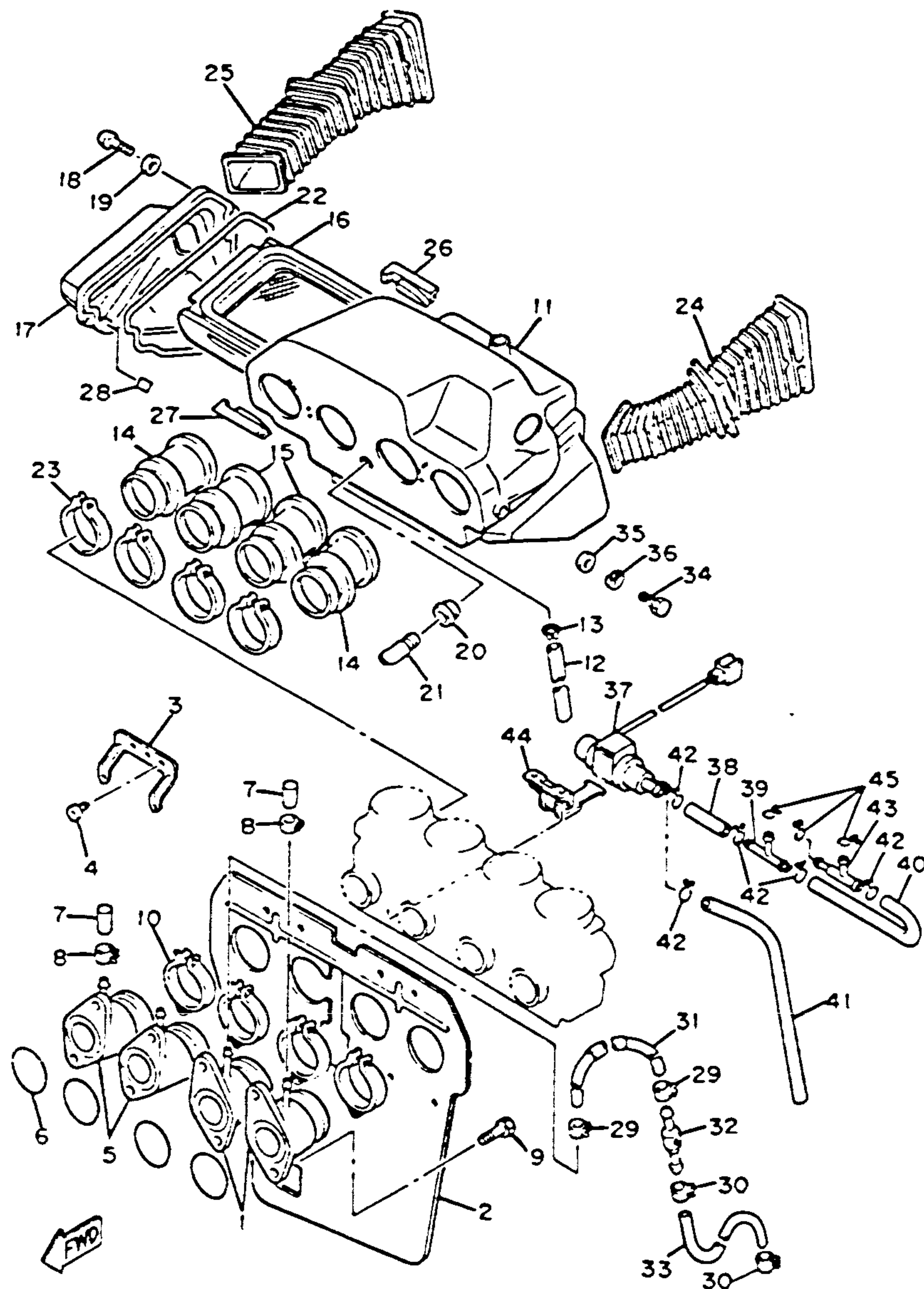
27	36Y-W1441-00-00	STAY 2 (36Y-14414-00) . . .	1		
28	36Y-14409-00-00	DAMPER . . . . .	2		
29	90467-08092-00	CLIP . . . . .	2		
30	90467-07093-00	CLIP . . . . .	2		
31	90445-092A2-00	HOSE . . . . .	1		
32	41R-14489-00-00	NOZZLE . . . . .	1		
33	90445-08411-00	HOSE . . . . .	1		
34	97026-06012-00	BOLT (97006-06012)	3		
35	92906-06700-00	WASHER . . . . .	3		
36	92906-06600-00	WASHER, plate . . . .	3		

## FJ1200S

## CONTENTS

AIR FILTER	B-2-5
CABLE	E-11
CAMSHAFT	A-8
CARBURETOR	B-6,7
CHAIN	A-8
CLUTCH	C-5,6
COWLING 1	F-5-7
CRANKCASE	B-9,10
CRANKCASE COVER	B-11,12
CRANKSHAFT	A-7
CYLINDER	A-6
CYLINDER HEAD	A-5
ELECTRICAL 1	G-5
ELECTRICAL 2	G-6,7
EXHAUST	B-8
FOOTREST	F-2,3
FRAME	D-1
FRONT BRAKE CALIPER	E-7
FENDER	D-2,3
FRONT FORK	D-9-12
FRONT MASTER CYL. 1	E-12
FRONT MASTER CYL. 2	F-1
FRONT WHEEL	E-6
FUEL TANK	E-2-4
GENERATOR	C-1
GOVERNOR	C-2
HANDLEBAR	E-11
HANDLE SWITCH	G-8
HEADLIGHT	G-2
LEVER	G-8
METER	G-1
OIL COOLER	B-1
OIL FILTER	A-12
OIL PUMP	A-11
PICK UP COIL	C-2
PISTON	A-7
REAR BRAKE CALIPER	E-10
REAR MASTER CYL.	F-4
REAR SHOCKS	D-8
REAR WHEEL	E-8,9
SEAT	E-5
SERVICE DATA	J-1
SHIFT CAM	C-9
SHIFT FORK	C-9
SHIFT SHAFT	C-10
SIDE COVER	D-4,5
STAND	F-2,3
STARTER	C-3
STARTING MOTOR	C-4
STEERING	E-1
SWING ARM	D-6,7
TAILLIGHT	G-3
TECHNICAL BULLETINS	K-Row
TRANSMISSION	C-7,8
TURN SIGNAL	G-4
VALVE	A-9,10





1WJ110-6480

## AIR FILTER (FJ1200SC)

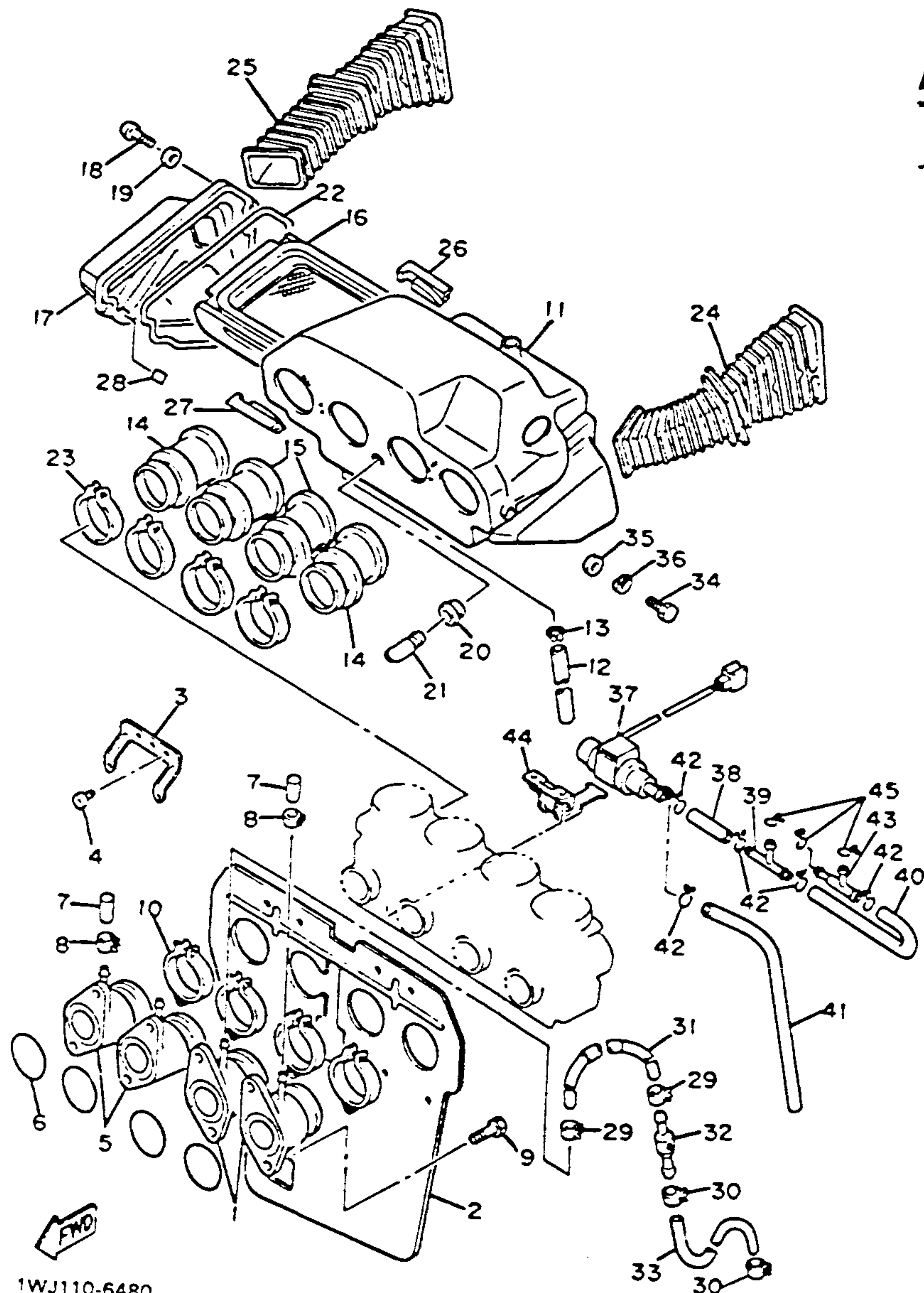
Ref. No.	Part Number	Description	S	SC	Remarks
1	36Y-13586-00-00	JOINT, carburetor 1		2	
2	36Y-12682-02-00	PROTECTOR, heat ...		1	
3	36Y-12637-00-00	STAY 1 .....		3	
4	90480-08395-00	GROMMET .....		6	
5	36Y-13596-00-00	JOINT, carburetor 2		2	
6	93210-40659-00	O-RING .....		4	
7	16G-13569-00-00	PLUG, blind .....		2	
8	90467-10039-00	CLIP .....		2	
9	91316-06020-00	BOLT .....		8	
10	90460-52264-00	CLAMP, hose .....		4	
11	36Y-14401-00-00	AIR CLEANER CASE ASS'Y .....		1	
12	90445-11182-00	HOSE .....		1	
13	90467-09006-00	CLIP .....		1	
14	36Y-14453-00-00	JOINT, air cleaner 1		2	
15	35Y-14463-00-00	JOINT, air cleaner 2		2	
16	36Y-14451-00-00	ELEMENT, air cleaner		1	
17	36Y-14412-00-00	CAP, cleaner case 1		1	
17	36Y-14412-00-00	CAP, cleaner case 1		1	
18	98506-05020-00	SCREW, panhead ...		3	
19	92906-05600-00	WASHER, plate .....		3	
20	31A-14435-00-00	GROMMET .....		1	
21	31A-14419-00-00	PIPE .....		1	
22	36Y-14452-00-00	SEAL .....		1	
23	90460-58015-00	CLAMP, hose .....		4	

FJ1200SC

## CONTENTS

AIR FILTER	B-2-5
CABLE	E-11
CAMSHAFT	A-8
CARBURETOR	B-6,7
CHAIN	A-8
CLUTCH	C-5,6
COWLING 1	F-5-7
CRANKCASE	B-9,10
CRANKCASE COVER	B-11,12
CRANKSHAFT	A-7
CYLINDER	A-6
CYLINDER HEAD	A-5
ELECTRICAL 1	G-5
ELECTRICAL 2	G-6,7
EXHAUST	B-8
FOOTREST	F-2,3
FRAME	D-1
FRONT BRAKE CALIPER	E-7
FENDER	D-2,3
FRONT FORK	D-9-12
FRONT MASTER CYL. 1	E-12
FRONT MASTER CYL. 2	F-1
FRONT WHEEL	E-6
FUEL TANK	E-2-4
GENERATOR	C-1
GOVERNOR	C-2
HANDLEBAR	E-11
HANDLE SWITCH	G-8
HEADLIGHT	G-2
LEVER	G-8
METER	G-1
OIL COOLER	B-1
OIL FILTER	A-12
OIL PUMP	A-11
PICK UP COIL	C-2
PISTON	A-7
REAR BRAKE CALIPER	E-10
REAR MASTER CYL.	F-4
REAR SHOCKS	D-8
REAR WHEEL	E-8,9
SEAT	E-5
SERVICE DATA	J-1
SHIFT CAM	C-9
SHIFT FORK	C-9
SHIFT SHAFT	C-10
SIDE COVER	D-4,5
STAND	F-2,3
STARTER	C-3
STARTING MOTOR	C-4
STEERING	E-1
SWING ARM	D-6,7
TAILLIGHT	G-3
TECHNICAL BULLETINS	K-Row
TRANSMISSION	C-7,8
TURN SIGNAL	G-4
VALVE	A-9,10





1WJ110-6480

## AIR FILTER (FJ1200SC)

Ref. No.	Part Number	Description	S	SC	Remarks
24	1TX-14431-00-00	SILENCER, intake 1..		1	
25	1TX-14441-00-00	SILENCER, intake 2..		1	
26	36Y-W1441-00-00	STAY (36Y-14414-00)		1	
27	36Y-W1441-00-00	STAY 2 (36Y-14414-00) .....		1	
28	36Y-14409-00-00	DAMPER .....		2	
29	90467-08092-00	CLIP .....		2	
30	90467-07093-00	CLIP .....		2	
31	90445-092A2-00	HOSE.....		1	
32	41R-14489-00-00	NOZZLE .....		1	
33	90445-08411-00	HOSE.....		1	
34	97026-06012-00	BOLT (97006-06012)		3	
35	92906-06700-00	WASHER .....		3	
36	92906-06600-00	WASHER, Plate.....		3	
37	[1WJ-14896-00]	VALVE, outer vent control 2.....		1	
38	90445-136E2-00	HOSE.....		1	
39	90413-11028-00	WAY 3 .....		1	
40	1WJ-14872-00-00	PIPE 2 .....		1	
41	90445-136E3-00	HOSE.....		1	
42	90467-12052-00	CLIP .....		5	
43	90413-11027-00	WAY 3 .....		1	
44	1WJ-14867-00-00	BRACKET .....		1	
45	90467-10008-00	CLIP (90467-10041) .		3	

FJ1200SC

## CONTENTS

AIR FILTER	B-2-5
CABLE	E-11
CAMSHAFT	A-8
CARBURETOR	B-6,7
CHAIN	A-8
CLUTCH	C-5,6
COWLING 1	F-5-7
CRANKCASE	B-9,10
CRANKCASE COVER	B-11,12
CRANKSHAFT	A-7
CYLINDER	A-6
CYLINDER HEAD	A-5
ELECTRICAL 1	G-5
ELECTRICAL 2	G-6,7
EXHAUST	B-8
FOOTREST	F-2,3
FRAME	D-1
FRONT BRAKE CALIPER	E-7
FENDER	D-2,3
FRONT FORK	D-9-12
FRONT MASTER CYL. 1	E-12
FRONT MASTER CYL. 2	F-1
FRONT WHEEL	E-6
FUEL TANK	E-2-4
GENERATOR	C-1
GOVERNOR	C-2
HANDLEBAR	E-11
HANDLE SWITCH	G-8
HEADLIGHT	G-2
LEVER	G-8
METER	G-1
OIL COOLER	B-1
OIL FILTER	A-12
OIL PUMP	A-11
PICK UP COIL	C-2
PISTON	A-7
REAR BRAKE CALIPER	E-10
REAR MASTER CYL.	F-4
REAR SHOCKS	D-8
REAR WHEEL	E-8,9
SEAT	E-5
SERVICE DATA	J-1
SHIFT CAM	C-9
SHIFT FORK	C-9
SHIFT SHAFT	C-10
SIDE COVER	D-4,5
STAND	F-2,3
STARTER	C-3
STARTING MOTOR	C-4
STEERING	E-1
SWING ARM	D-6,7
TAILLIGHT	G-3
TECHNICAL BULLETINS	K-Row
TRANSMISSION	C-7,8
TURN SIGNAL	G-4
VALVE	A-9,10

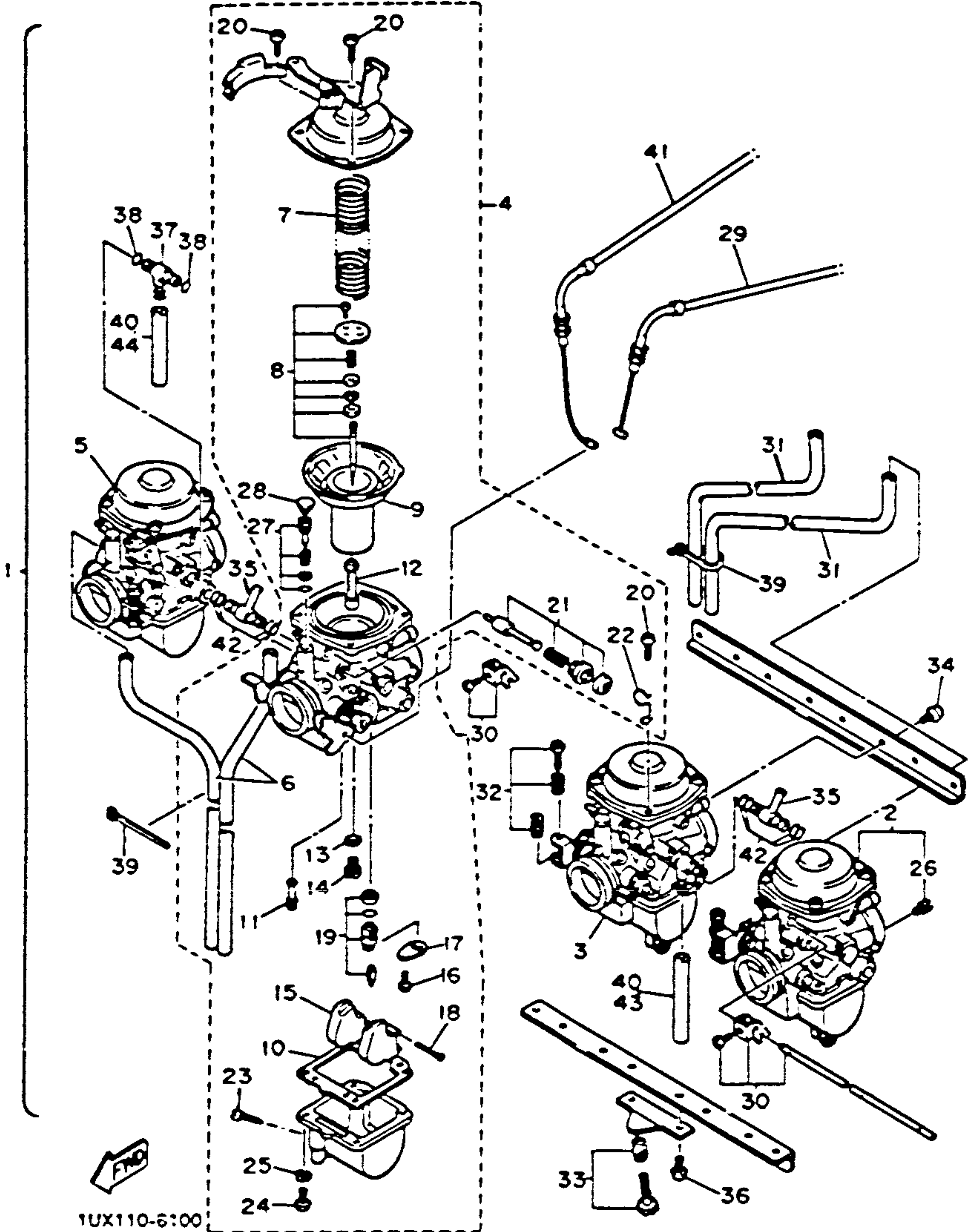
CARBURETOR

CONTENTS

Ref. No.	Part Number	Description	S	SC	Remarks
1	[1UX-14900-00]	CARBURETOR ASS'Y	1		N/A
	[1WJ-14900-00]	CARBURETOR ASS'Y		1	N/A
2	1UX-14901-00-00	. CARBURETOR ASS'Y 1 .....	1		U.R.
	[1WJ-14901-00-00]	. CARBURETOR ASS'Y 1 .....		1	U.R. for CA
3	[1UX-14902-00-00]	CARBURETOR ASS'Y 2 .....	1		U.R.
	[1WJ-14902-00-00]	. CARBURETOR ASS'Y 2 .....		1	U.R. for CA
4	1UX-14903-00-00	. CARBURETOR ASS'Y 3 .....	1		U.R.
	1WJ-14903-00-00	. CARBURETOR ASS'Y 3 .....		1	U.R. for CA
5	1UX-14904-00-00	. CARBURETOR ASS'Y 4 .....	1		U.R.
	[1WJ-14904-00-00]	. CARBURETOR ASS'Y 4 .....		1	U.R. for CA
6	[31A-14197-00-00]	.. PIPE .....	2	2	
7	3Y6-14933-00-00	. SPRING, diaphragm	4	4	
8	47M-1490J-01-00	. NEEDLE SET .....	4	4	
9	50H-14940-00-00	. DIAPHRAGM ASS'Y	4	4	
10	12R-14984-00-00	.. GASKET, float chamber ....	4	4	
11	4G0-14142-37-A0	.. JET, pilot (#37.5)	4	4	
12	50H-14941-92-00	.. NOZZLE, main ...	4	4	
13	137-14153-00-00	.. WASHER, main jet	4	4	
14	620-14231-73-A0	.. JET, main (#112.5)	4	4	
15	3H5-14985-00-00	.. FLOAT .....	4	4	
16	98501-04006-00	.. SCREW, panhead (98501-04005) ...	4	4	
17	2H0-14146-00-00	.. PLATE .....	4	4	
18	537-14186-00-00	.. PIN, float .....	4	4	

AIR FILTER	B-2-5
CABLE	E-11
CAMSHAFT	A-8
CARBURETOR	B-6,7
CHAIN	A-8
CLUTCH	C-5,6
COWLING 1	F-5-7
CRANKCASE	B-9,10
CRANKCASE COVER	B-11,12
CRANKSHAFT	A-7
CYLINDER	A-6
CYLINDER HEAD	A-5
ELECTRICAL 1	G-5
ELECTRICAL 2	G-6,7
EXHAUST	B-8
FOOTREST	F-2,3
FRAME	D-1
FRONT BRAKE CALIPER	E-7
FENDER	D-2,3
FRONT FORK	D-9-12
FRONT MASTER CYL. 1	E-12
FRONT MASTER CYL. 2	F-1
FRONT WHEEL	E-6
FUEL TANK	E-2-4
GENERATOR	C-1
GOVERNOR	C-2
HANDLEBAR	E-11
HANDLE SWITCH	G-8
HEADLIGHT	G-2
LEVER	G-8
METER	G-1
OIL COOLER	B-1
OIL FILTER	A-12
OIL PUMP	A-11
PICK UP COIL	C-2
PISTON	A-7
REAR BRAKE CALIPER	E-10
REAR MASTER CYL.	F-4
REAR SHOCKS	D-8
REAR WHEEL	E-8,9
SEAT	E-5
SERVICE DATA	J-1
SHIFT CAM	C-9
SHIFT FORK	C-9
SHIFT SHAFT	C-10
SIDE COVER	D-4,5
STAND	F-2,3
STARTER	C-3
STARTING MOTOR	C-4
STEERING	E-1
SWING ARM	D-6,7
TAILLIGHT	G-3
TECHNICAL BULLETINS	K-Row
TRANSMISSION	C-7,8
TURN SIGNAL	G-4
VALVE	A-9 10

See Service Data, Grid J-Row.





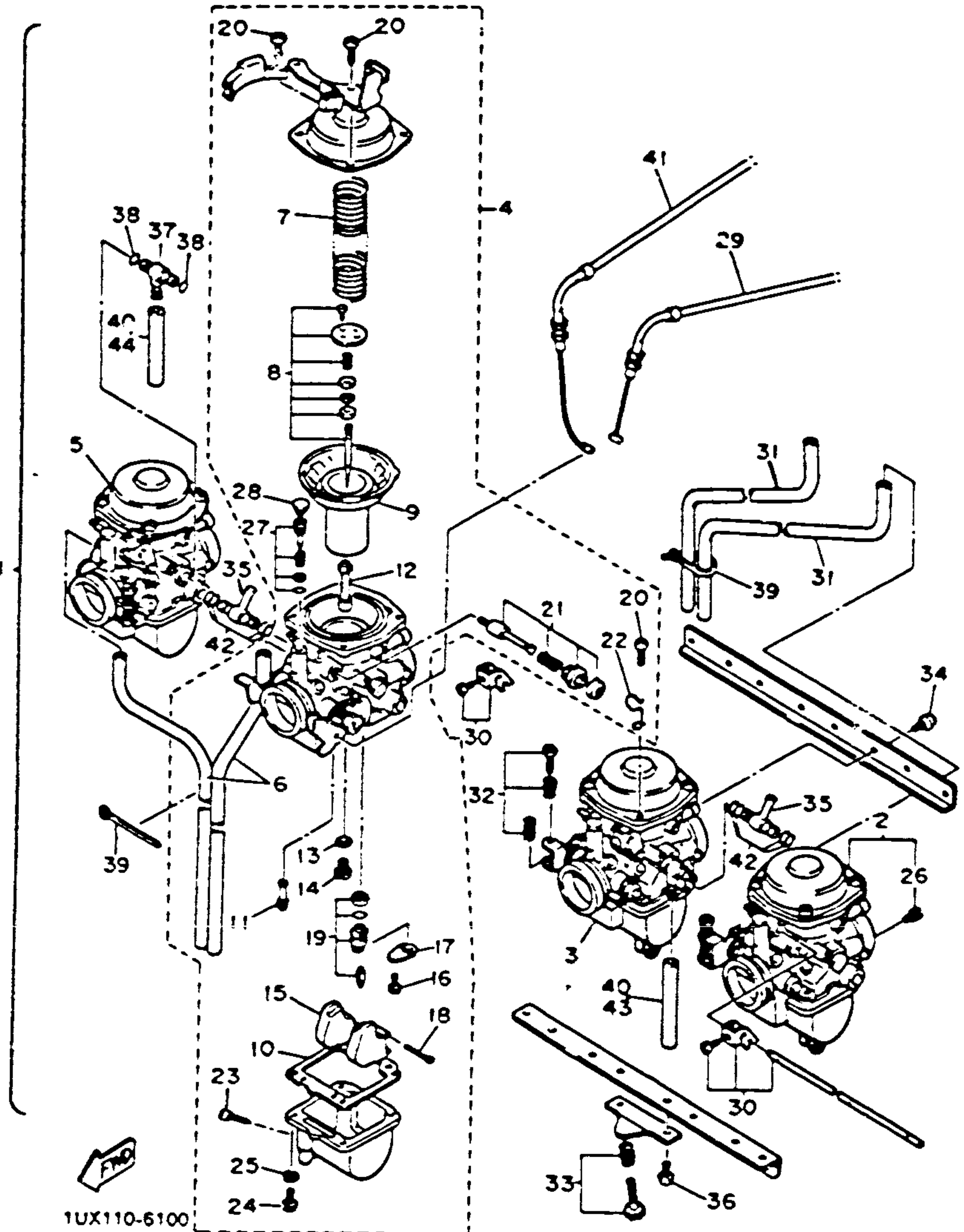
# CARBURETOR

## CONTENTS

Ref. No.	Part Number	Description	S	SC	Remarks
19	25G-14107-23-00	.. NEEDLE VALVE SET .....	4	4	
20	98501-05010-00	.. SCREW, panhead	16	16	
21	36Y-1410A-00-00	.. STARTER SET ...	4	4	
22	25J-14937-00-00	.. CLIP .....	1	1	
23	12R-14191-00-00	.. PLUG, drain .....	4	4	
24	98580-05016-00	.. SCREW, panhead (98501-05016) .....	16	16	
25	92990-05100-00	.. WASHER, spring (92903-05100) .....	16	16	
26	3G2-14231-31-00	.. JET, main (155)	4	4	
27	12R-14105-00-00	.. PILOT SCREW SET	4	4	
28	3F9-14118-00-00	.. CAP .....	4	4	
29	36Y-2631J-00-00	.. CABLE, throttle 4	1	1	
30	36Y-1490L-00-00	.. STARTER LEVER SET 1 .....	1	1	
31	26H-14197-00-00	.. PIPE .....	2	2	
32	36Y-1490K-00-00	.. STOP SCREW SET	3	3	
33	36Y-14103-00-00	.. THROTTLE SCREW SET .....	1	1	
34	98580-05010-00	.. SCREW, panhead	8	8	
35	[36Y-14988-00]	.. PIPE, starter starter connecting	2	2	
36	92501-06014-00	.. SCREW, panhead (97801-06014) .....	8	8	
37	17A-14251-00-00	.. NIPPLE .....	2	2	
38	822-14147-00-00	.. O-RING .....	4	4	
39	35H-14139-00-00	.. CLIP, pipe .....	2	2	
40	50H-14987-00-00	.. HOSE .....	2	2	
41	36Y-26313-00-00	.. CABLE, throttle 3 ..	1	1	
42	36Y-14147-00-00	.. O-RING .....	8	8	
43	1WJ-14197-00-00	.. PIPE .....	1		for CA
44	1WJ-14987-00-00	.. HOSE .....	1		for CA

AIR FILTER	B-2-5
CABLE	E-11
CAMSHAFT	A-8
CARBURETOR	B-6,7
CHAIN	A-8
CLUTCH	C-5,6
COWLING 1	F-5-7
CRANKCASE	B-9,10
CRANKCASE COVER	B-11,12
CRANKSHAFT	A-7
CYLINDER	A-6
CYLINDER HEAD	A-5
ELECTRICAL 1	G-5
ELECTRICAL 2	G-6,7
EXHAUST	B-8
FOOTREST	F-2,3
FRAME	D-1
FRONT BRAKE CALIPER	E-7
FENDER	D-2,3
FRONT FORK	D-9-12
FRONT MASTER CYL. 1	E-12
FRONT MASTER CYL. 2	F-1
FRONT WHEEL	E-6
FUEL TANK	E-2-4
GENERATOR	C-1
GOVERNOR	C-2
HANDLEBAR	E-11
HANDLE SWITCH	G-8
HEADLIGHT	G-2
LEVER	G-8
METER	G-1
OIL COOLER	B-1
OIL FILTER	A-12
OIL PUMP	A-11
PICK UP COIL	C-2
PISTON	A-7
REAR BRAKE CALIPER	E-10
REAR MASTER CYL.	F-4
REAR SHOCKS	D-8
REAR WHEEL	E-8,9
SEAT	E-5
SERVICE DATA	J-1
SHIFT CAM	C-9
SHIFT FORK	C-9
SHIFT SHAFT	C-10
SIDE COVER	D-4,5
STAND	F-2,3
STARTER	C-3
STARTING MOTOR	C-4
STEERING	E-1
SWING ARM	D-6,7
TAILLIGHT	G-3
TECHNICAL BULLETINS	K-Row
TRANSMISSION	C-7,8
TURN SIGNAL	G-4
VALVE	A-9,10

See Service Data, Grid J-Row.



# EXHAUST

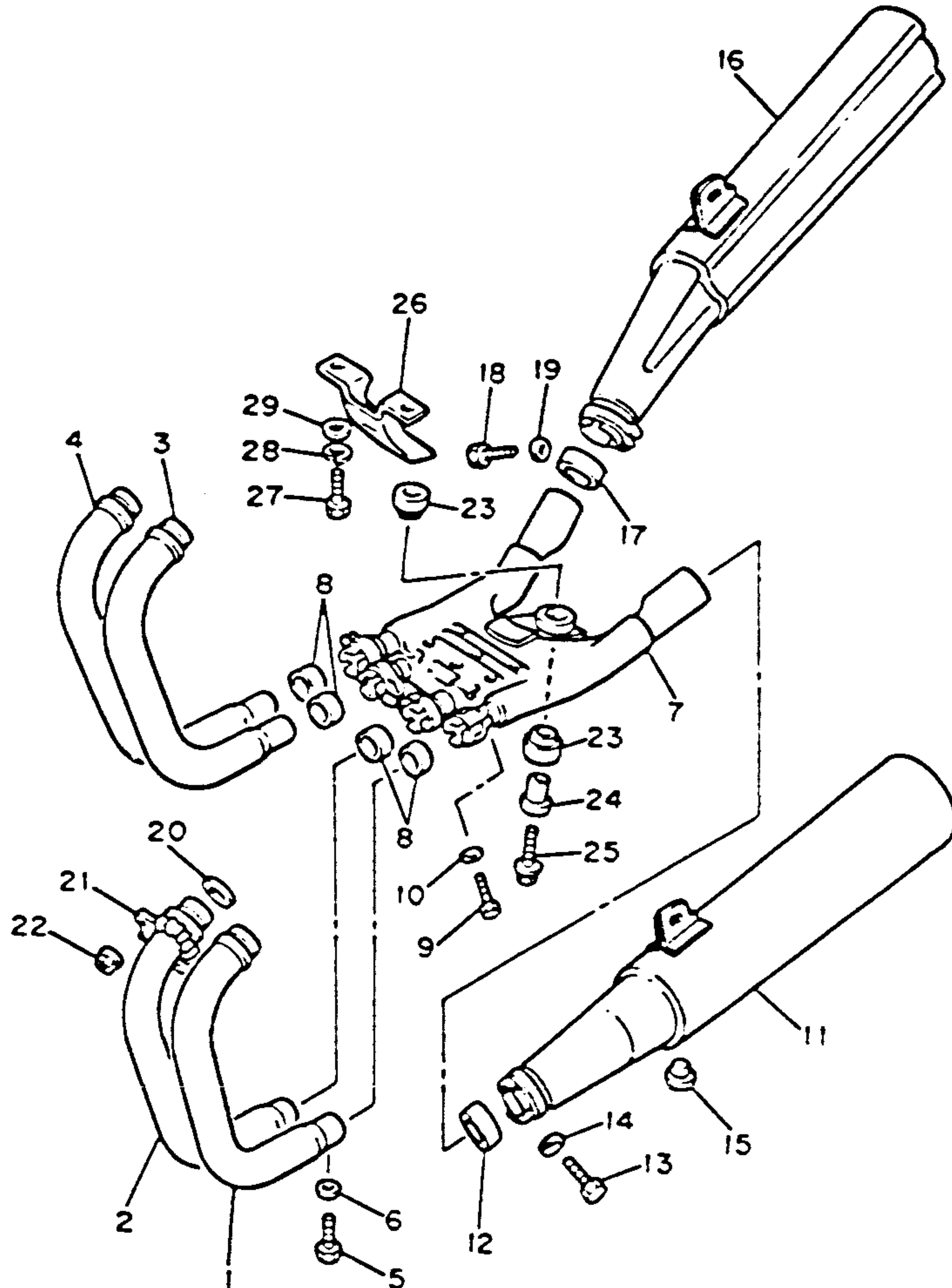
## CONTENTS

Ref. No.	Part Number	Description	S	SC	Remarks
1	1TX-14611-00-00	PIPE, exhaust 1 . . . .	1	1	
2	1TX-14621-00-00	PIPE, exhaust 2 . . . .	1	1	
3	1TX-14631-00-00	PIPE, exhaust 3 . . . .	1	1	
4	1TX-14641-00-00	PIPE, exhaust 4 . . . .	1	1	
5	90101-06576-00	BOLT . . . . .	4	4	
6	92906-06600-00	WASHER, Plate . . . .	4	4	
7	1TX-14615-00-00	JOINT, exhaust 1 . . .	1	1	
8	36Y-14755-01-00	GASKET, silencer (1FK-14755-00) . . . .	4	4	
9	97313-08020-00	BOLT (97311-08020) . . .	4	4	
10	92901-08600-00	WASHER, Plate . . . .	4	4	
11	1UX-14711-01-00	MUFFLER 1 (1UX-14711-00) . . . .	1	1	
12	36Y-14714-00-00	GASKET, muffler . . .	1	1	
13	97016-08025-00	BOLT (97316-08025) . . .	1	1	
14	92906-08600-00	WASHER, Plate . . . .	1	1	
15	371-27114-00-00	STOPPER, main stand . .	1	1	
16	1UX-14721-01-00	MUFFLER 2 (1UX-14721-00) . . . .	1	1	
17	36Y-14714-00-00	GASKET, muffler . . .	1	1	
18	97016-08025-00	BOLT (97316-08025) . . .	1	1	
19	92906-08600-00	WASHER, Plate . . . .	1	1	
20	341-14613-00-00	GASKET, exhaust pipe . .	4	4	
21	36Y-14612-00-00	NUT, ring . . . . .	4	4	
22	90179-08345-00	NUT . . . . .	8	8	
23	36Y-14747-00-00	DAMPER, muffler . . .	2	2	
24	4G0-14638-00-00	COLLAR . . . . .	1	1	
25	95811-10040-00	BOLT, flange (95801-10040) . . . .	1	1	
26	36Y-14791-00-00	STAY, muffler . . . .	1	1	
27	97013-08025-00	BOLT (97313-08025) . . .	2	2	
28	92990-08100-00	WASHER, spring . . . .	2	2	
29	92901-08600-00	WASHER, Plate . . . .	2	2	

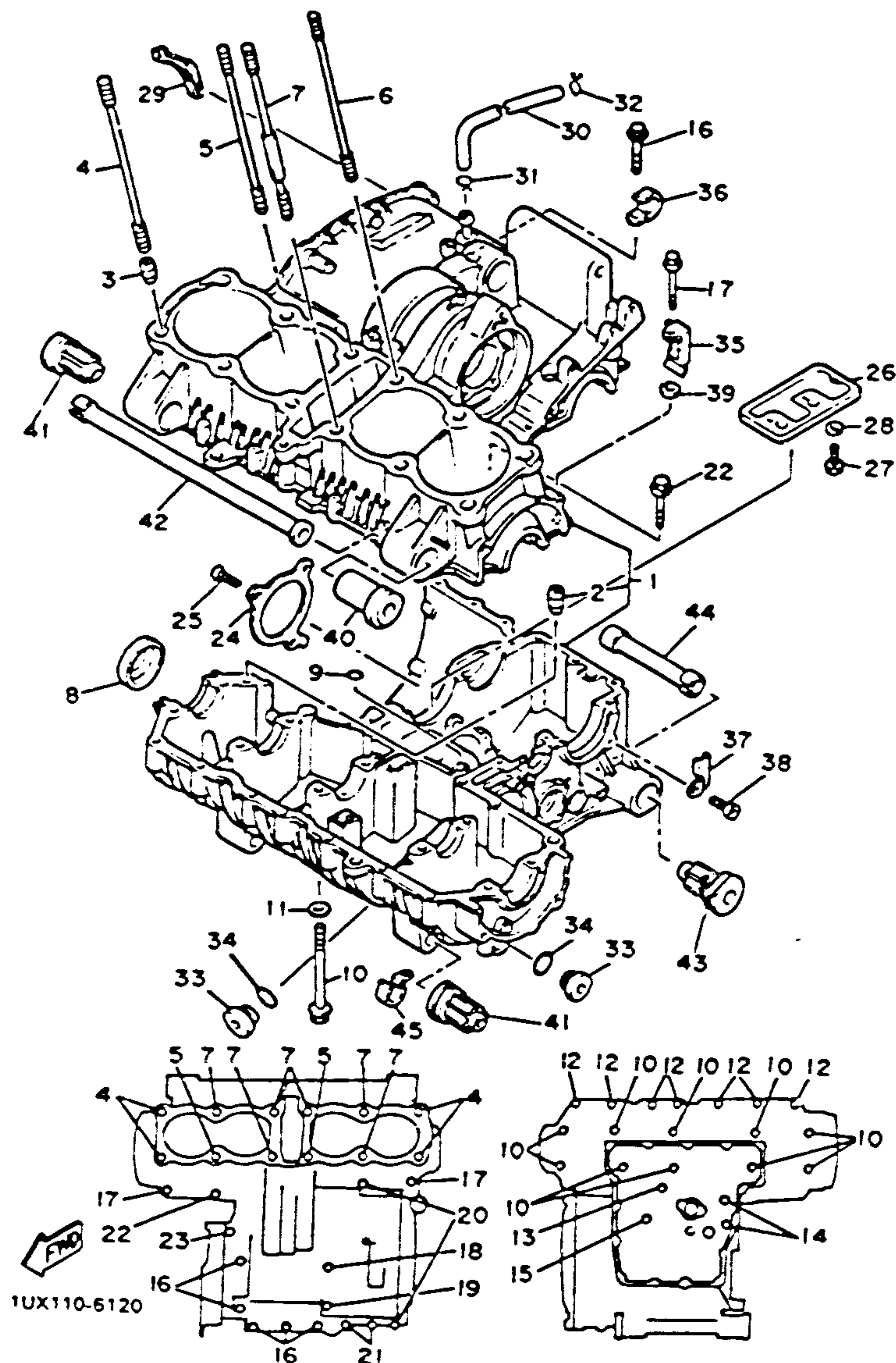
AIR FILTER	B-2-5
CABLE	E-11
CAMSHAFT	A-8
CARBURETOR	B-6,7
CHAIN	A-8
CLUTCH	C-5,6
COWLING 1	F-5-7
CRANKCASE	B-9,10
CRANKCASE COVER	B-11,12
CRANKSHAFT	A-7
CYLINDER	A-6
CYLINDER HEAD	A-5
ELECTRICAL 1	G-5
ELECTRICAL 2	G-6,7
EXHAUST	B-8
FOOTREST	F-2,3
FRAME	D-1
FRONT BRAKE CALIPER	E-7
FENDER	D-2,3
FRONT FORK	D-9-12
FRONT MASTER CYL. 1	E-12
FRONT MASTER CYL. 2	F-1
FRONT WHEEL	E-6
FUEL TANK	E-2-4
GENERATOR	C-1
GOVERNOR	C-2
HANDLEBAR	E-11
HANDLE SWITCH	G-8
HEADLIGHT	G-2
LEVER	G-8
METER	G-1
OIL COOLER	B-1
OIL FILTER	A-12
OIL PUMP	A-11
PICK UP COIL	C-2
PISTON	A-7
REAR BRAKE CALIPER	E-10
REAR MASTER CYL.	F-4
REAR SHOCKS	D-8
REAR WHEEL	E-8,9
SEAT	E-5
SERVICE DATA	J-1
SHIFT CAM	C-9
SHIFT FORK	C-9
SHIFT SHAFT	C-10
SIDE COVER	D-4,5
STAND	F-2,3
STARTER	C-3
STARTING MOTOR	C-4
STEERING	E-1
SWING ARM	D-6,7
TAILLIGHT	G-3
TECHNICAL BULLETINS	K-Row
TRANSMISSION	C-7,8
URNSIGNAL	G-4
VALVE	A-9,10

See Service Data, Grid J-Row.

B-8







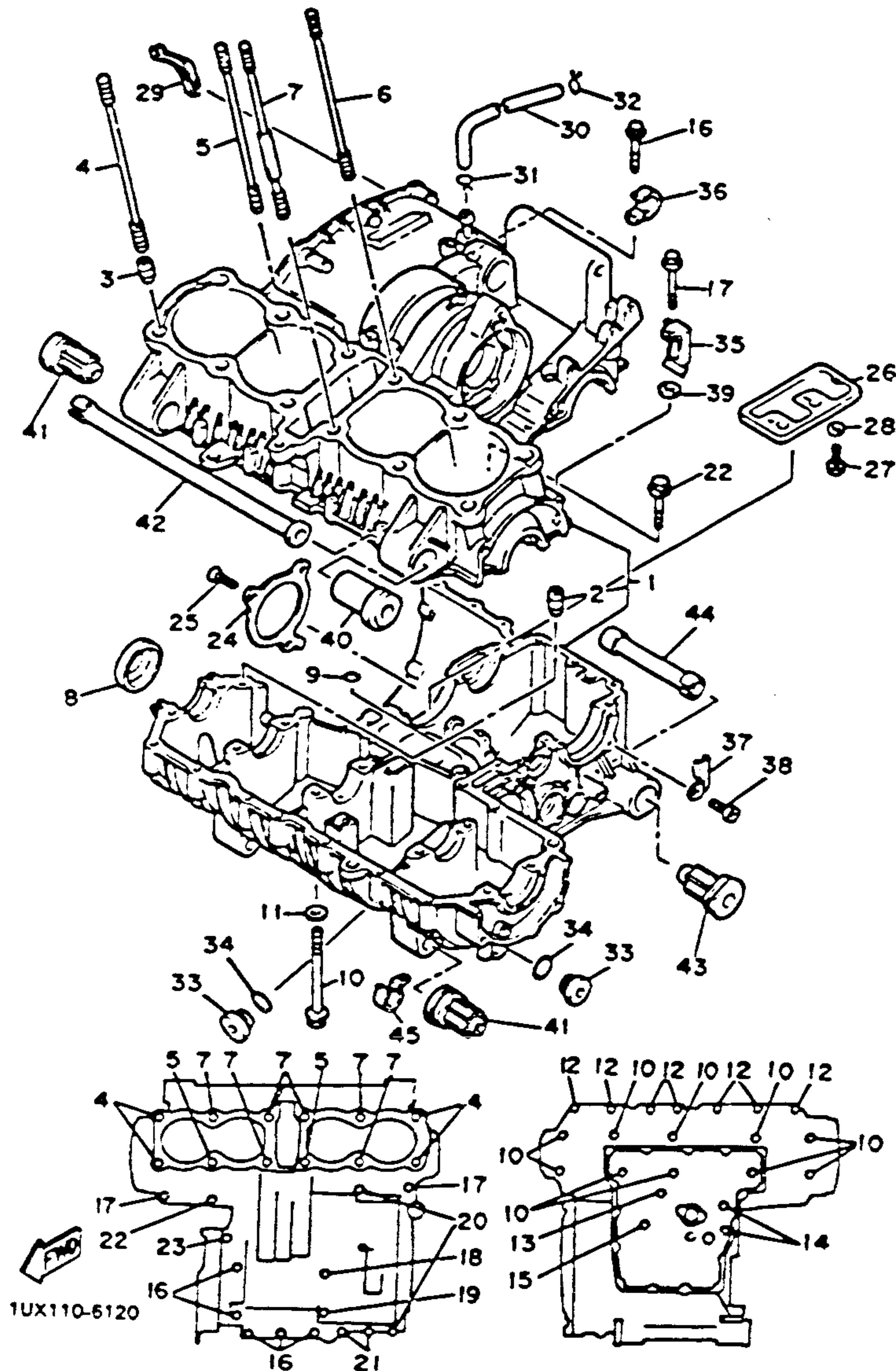
## CRANKCASE

Ref. No.	Part Number	Description	S	SC	Remarks
1	1TX-15100-01-00	CRANKCASE ASS'Y	1	1	
2	99510-12016-00	. PIN, dowel (99530-12016) . . . . .	2	2	
3	99530-14016-00	PIN, dowel . . . . .	2	2	
4	90116-10481-00	BOLT, stud . . . . .	4	4	
5	90116-10479-00	BOLT, stud . . . . .	1	1	
6	90116-10515-00	BOLT, stud (90116-10480) . . . . .	1	1	
7	3CV-11363-00-00	BOLT, cyl. holding 3 (1TX-11363-00) . . . . .	6	6	
8	4H7-15167-10-00	PLUG, blind 1 . . . . .	1	1	
9	93210-07438-00	O-RING (93210-07155)	1	1	
10	95816-08100-00	BOLT, flange . . . . .	10	10	
11	90201-094G1-00	WASHER, Plate . . . . .	7	7	
12	95816-08045-00	BOLT, flange . . . . .	7	7	
13	95816-06110-00	BOLT, flange . . . . .	1	1	
14	95816-06095-00	BOLT, flange . . . . .	2	2	
15	95816-06040-00	BOLT, flange . . . . .	1	1	
16	95816-08055-00	BOLT, flange . . . . .	5	5	
17	95816-06050-00	BOLT, flange . . . . .	2	2	
18	95816-06125-00	BOLT, flange . . . . .	1	1	
19	95816-06070-00	BOLT, flange . . . . .	1	1	
20	95816-06065-00	BOLT, flange . . . . .	2	2	
21	95816-06055-00	BOLT, flange . . . . .	2	2	
22	95816-06040-00	BOLT, flange . . . . .	1	1	
23	95816-06030-00	BOLT, flange . . . . .	1	1	

See Service Data, Grid J-Row.

## CONTENTS

AIR FILTER	B-2-5
CABLE	E-11
CAMSHAFT	A-8
CARBURETOR	B-6,7
CHAIN	A-8
CLUTCH	C-5,6
COWLING 1	F-5-7
CRANKCASE	B-9,10
CRANKCASE COVER	B-11,12
CRANKSHAFT	A-7
CYLINDER	A-6
CYLINDER HEAD	A-5
ELECTRICAL 1	G-5
ELECTRICAL 2	G-6,7
EXHAUST	B-8
FOOTREST	F-2,3
FRAME	D-1
FRONT BRAKE CALIPER	E-7
FENDER	D-2,3
FRONT FORK	D-9-12
FRONT MASTER CYL. 1	E-12
FRONT MASTER CYL. 2	F-1
FRONT WHEEL	E-6
FUEL TANK	E-2-4
GENERATOR	C-1
GOVERNOR	C-2
HANDLEBAR	E-11
HANDLE SWITCH	G-8
HEADLIGHT	G-2
LEVER	G-8
METER	G-1
OIL COOLER	B-1
OIL FILTER	A-12
OIL PUMP	A-11
PICK UP COIL	C-2
PISTON	A-7
REAR BRAKE CALIPER	E-10
REAR MASTER CYL.	F-4
REAR SHOCKS	D-8
REAR WHEEL	E-8,9
SEAT	E-5
SERVICE DATA	J-1
SHIFT CAM	C-9
SHIFT FORK	C-9
SHIFT SHAFT	C-10
SIDE COVER	D-4,5
STAND	F-2,3
STARTER	C-3
STARTING MOTOR	C-4
STEERING	E-1
SWING ARM	D-6,7
TAILLIGHT	G-3
TECHNICAL BULLETINS	K-Row
TRANSMISSION	C-7,8
TURN SIGNAL	G-4
VALVE	A-9,10



## CRANKCASE

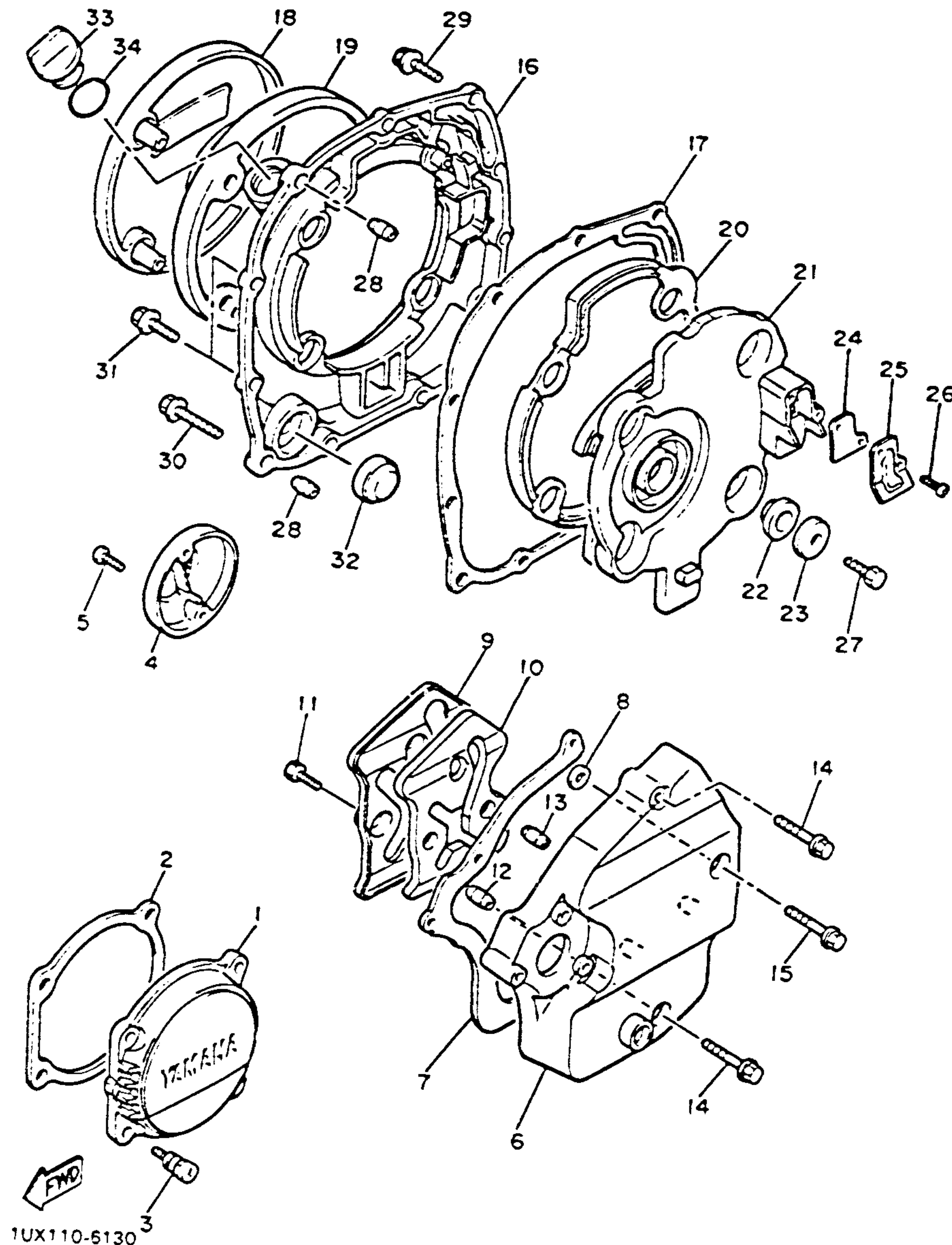
Ref. No.	Part Number	Description	S	SC	Remarks
24	36Y-15383-01-00	PLATE, bearing cover	1	1	
25	90151-06025-00	SCREW, countersunk	3	3	
26	36Y-15412-00-00	PLATE, oil guide ...	1	1	
27	97313-05010-00	BOLT (97300-05010)	3	3	
28	92901-05600-00	WASHER, plate ....	3	3	
29	1TX-15365-00-00	GROMMET .....	1	1	
30	36Y-11166-00-00	PIPE, breather 1....	1	1	
31	90467-14015-00	CLIP .....	1	1	
32	90467-14015-00	CLIP (90467-14056)	1	1	
33	4H7-15189-00-00	PLUG.....	3	3	
34	93210-20573-00	ORING.....	3	3	
35	90465-10251-00	CLAMP .....	1	1	
36	90465-08252-00	CLAMP .....	2	2	
37	90465-08253-00	CLAMP .....	1	1	
38	91316-06010-00	BOLT.....	1	1	
39	92906-06600-00	WASHER, Plate ....	1	1	
40	90387-100L4-00	COLLAR .....	1	1	
41	36Y-15336-00-00	DAMPER, engine mount 3 .....	3	3	
42	36Y-15317-00-00	SPACER, engine mount .....	1	1	
43	36Y-15326-00-00	DAMPER, engine mount 2 .....	2	2	
44	36Y-15327-00-00	SPACER, engine mount .....	1	1	
45	90462-10145-00	CLAMP .....	1	1	

See Service Data, Grid J-Row.

## CONTENTS

AIR FILTER	B-2-5
CABLE	E-11
CAMSHAFT	A-8
CARBURETOR	B-6,7
CHAIN	A-8
CLUTCH	C-5,6
COWLING 1	F-5-7
CRANKCASE	B-9,10
CRANKCASE COVER	B-11,12
CRANKSHAFT	A-7
CYLINDER	A-8
CYLINDER HEAD	A-5
ELECTRICAL 1	G-5
ELECTRICAL 2	G-6,7
EXHAUST	B-8
FOOTREST	F-2,3
FRAME	D-1
FRONT BRAKE CALIPER	E-7
FENDER	D-2,3
FRONT FORK	D-9-12
FRONT MASTER CYL. 1	E-12
FRONT MASTER CYL. 2	F-1
FRONT WHEEL	E-8
FUEL TANK	E-2-4
GENERATOR	C-1
GOVERNOR	C-2
HANDLEBAR	E-11
HANDLE SWITCH	G-8
HEADLIGHT	G-2
LEVER	G-8
METER	G-1
OIL COOLER	B-1
OIL FILTER	A-12
OIL PUMP	A-11
PICK UP COIL	C-2
PISTON	A-7
REAR BRAKE CALIPER	E-10
REAR MASTER CYL.	F-4
REAR SHOCKS	D-8
REAR WHEEL	E-8,9
SEAT	E-5
SERVICE DATA	J-1
SHIFT CAM	C-9
SHIFT FORK	C-9
SHIFT SHAFT	C-10
SIDE COVER	D-4,5
STAND	F-2,3
STARTER	C-3
STARTING MOTOR	C-4
STEERING	E-1
SWING ARM	D-6,7
TAILLIGHT	G-3
TECHNICAL BULLETINS	K-Row
TRANSMISSION	C-7,8
TURNSIGNAL	G-4
VALVE	A-9,10

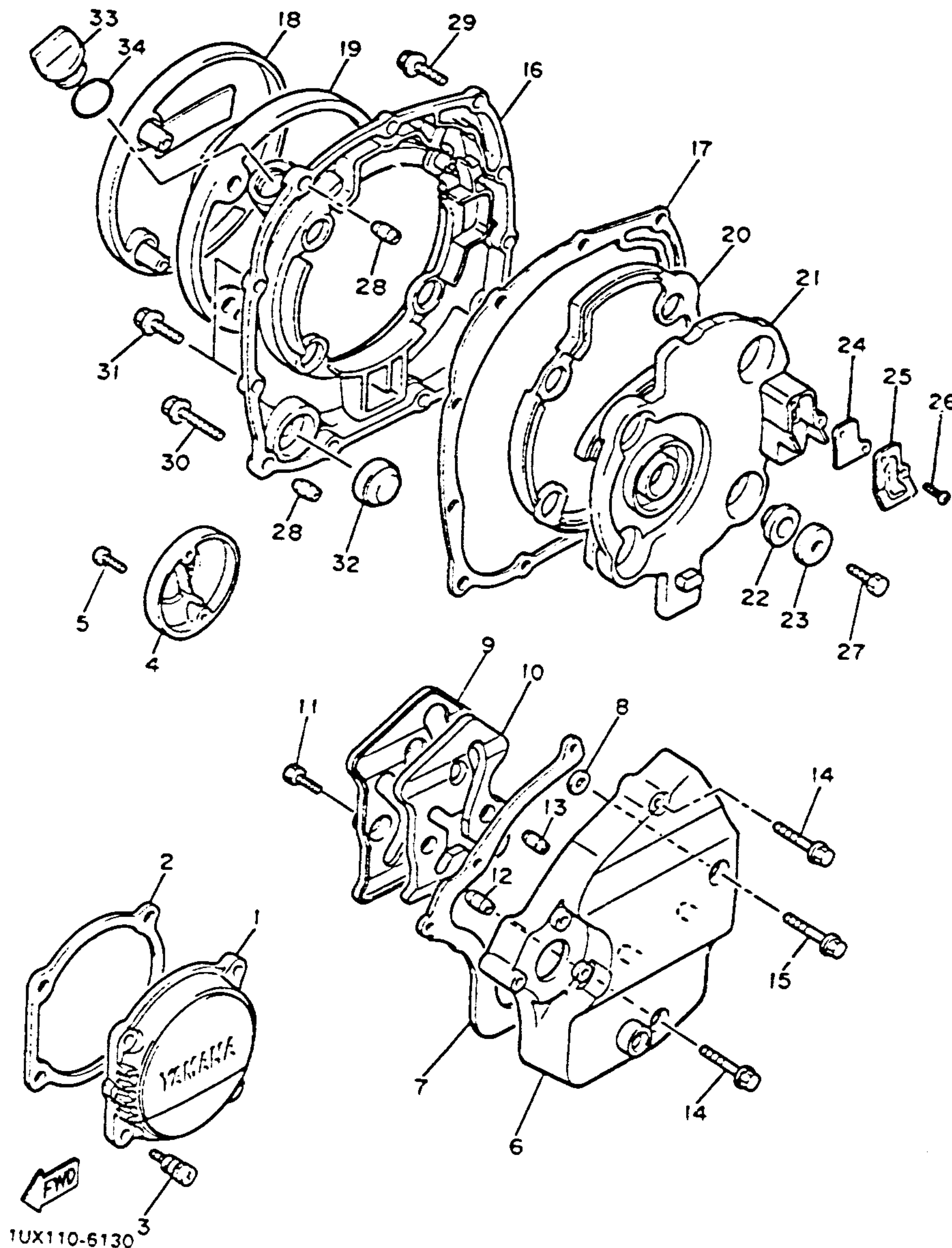




# CRANKCASE COVER

## CONTENTS

Ref. No.	Part Number	Description	S	SC	Remarks		
1	36Y-15416-00-00	COVER, oil pump . . .	1	1		AIR FILTER	B-2-5
2	33M-15449-00-00	RING, rubber . . . . .	1	1		CABLE	E-11
3	33M-15481-10-00	BOLT 1 . . . . .	4	4		CAMSHAFT	A-8
4	36Y-15426-00-00	COVER, oil pump 2	1	1		CARBURETOR	B-6,7
5	90154-05026-00	SCREW, binding . . . .	2	2		CHAIN	A-8
6	1TX-15411-01-00	COVER, crankcase 1	1	1		CLUTCH	C-5,6
7	36Y-15451-01-00	COVER, crankcase cover 1 . . . . .	1	1		COWLING 1	F-5-7
8	36Y-15467-00-00	GASKET . . . . .	1	1		CRANKCASE	B-9,10
9	1TX-15427-00-00	COVER, cap 2 . . . . .	1	1		CRANKCASE COVER	B-11,12
10	1TX-15316-00-00	DAMPER, engine mount 1 . . . . .	1	1		CRANKSHAFT	A-7
11	90153-06055-00	SCREW, hexagon . . .	4	4		CYLINDER	A-6
12	99530-10014-00	PIN, dowel . . . . .	1	1		CYLINDER HEAD	A-5
13	99530-08016-00	PIN, dowel . . . . .	1	1		ELECTRICAL 1	G-5
14	95026-06040-00	BOLT, flange . . . . .	2	2		ELECTRICAL 2	G-6,7
15	95026-06050-00	BOLT, flange . . . . .	1	1		EXHAUST	B-8
16	1TX-15421-00-00	COVER, crankcase 2	1	1		FOOTREST	F-2,3
17	1TX-15461-00-00	GASKET, crankcase cover 2 . . . . .	1	1		FRAME	D-1
						FRONT BRAKE CALIPER	E-7
						FENDER	D-2,3
						FRONT FORK	D-9-12
						FRONT MASTER CYL. 1	E-12
						FRONT MASTER CYL. 2	F-1
						FRONT WHEEL	E-6
						FUEL TANK	E-2-4
						GENERATOR	C-1
						GOVERNOR	C-2
						HANDLEBAR	E-11
						HANDLE SWITCH	G-8
						HEADLIGHT	G-2
						LEVER	G-8
						METER	G-1
						OIL COOLER	B-1
						OIL FILTER	A-12
						OIL PUMP	A-11
						PICK UP COIL	C-2
						PISTON	A-7
						REAR BRAKE CALIPER	E-10
						REAR MASTER CYL.	F-4
						REAR SHOCKS	D-8
						REAR WHEEL	E-8,9
						SEAT	E-5
						SERVICE DATA	J-1
						SHIFT CAM	C-9
						SHIFT FORK	C-9
						SHIFT SHAFT	C-10
						SIDE COVER	D-4,5
						STAND	F-2,3
						STARTER	C-3
						STARTING MOTOR	C-4
						STEERING	E-1
						SWING ARM	D-6,7
						TAILLIGHT	G-3
						TECHNICAL BULLETINS	K-Row
						TRANSMISSION	C-7,8
						URNSIGNAL	G-4
						VALVE	A-9,10



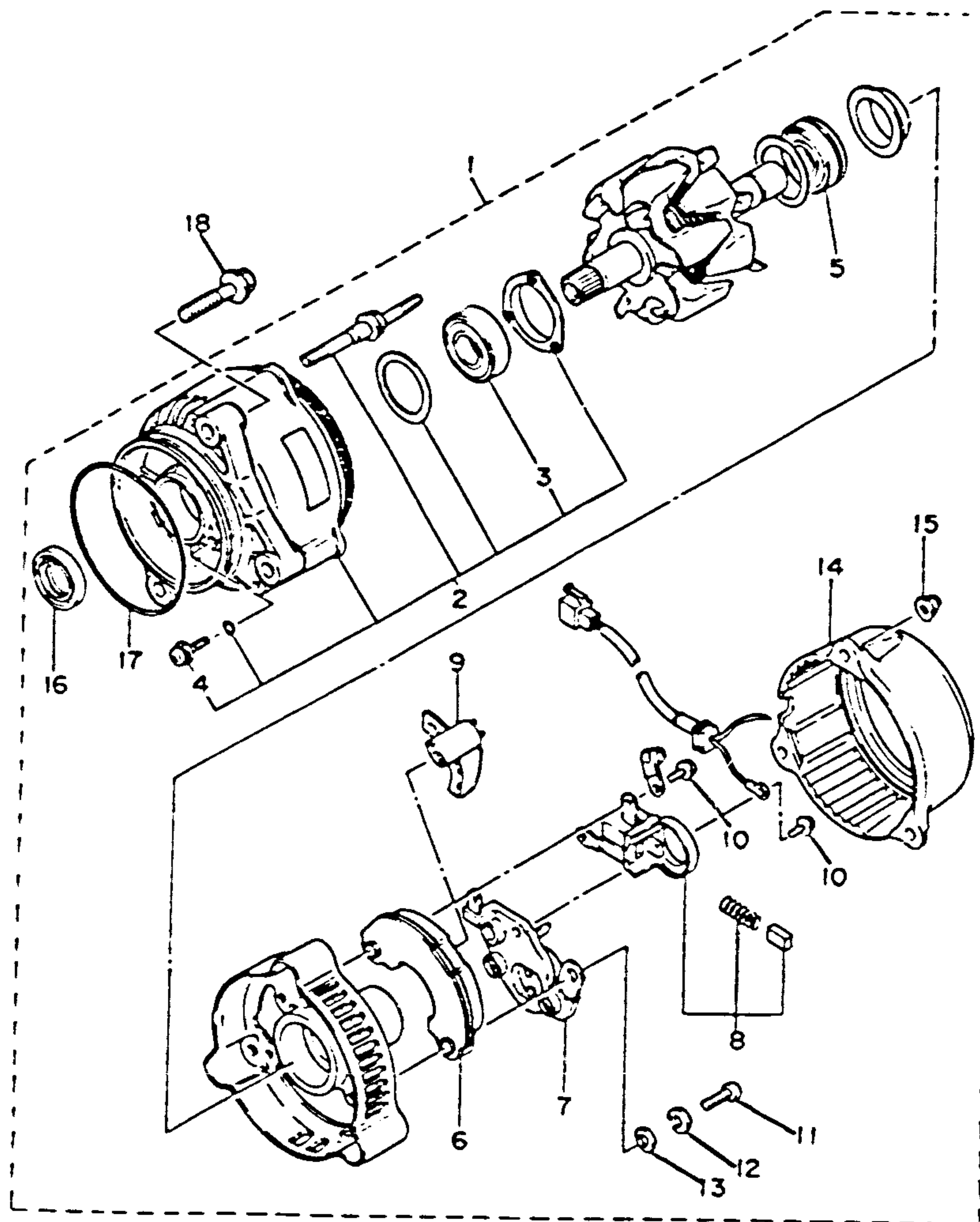
## CRANKCASE COVER

Ref. No.	Part Number	Description	S	SC	Remarks
18	36Y-15417-01-00	COVER, cap. ....	1	1	
19	36Y-15449-00-00	RING, rubber. ....	1	1	
20	1TX-15367-00-00	GROMMET. ....	1	1	
21	1TX-15346-00-00	BREATHER 1. ....	1	1	
22	4H7-15486-00-00	GROMMET. ....	4	4	
23	90209-06096-00	WASHER. ....	4	4	
24	1TX-15374-00-00	GASKET, breather ..	1	1	
25	1TX-15333-00-00	COVER. ....	1	1	
26	98501-05010-00	SCREW, panhead ...	2	2	
27	91316-06012-00	BOLT. ....	4	4	
28	99530-10014-00	PIN, dowel. ....	2	2	
29	95026-06020-00	BOLT, flange. ....	7	7	
30	95026-06035-00	BOLT, flange. ....	2	2	
31	95026-06025-00	BOLT, flange. ....	2	2	
32	2H7-15361-00-00	GAUGE, lever. ....	1	1	
33	2H9-15363-00-00	PLUG, oil. ....	1	1	
34	93210-27778-00	O-RING (93210-27370) ....	1	1	

## CONTENTS

AIR FILTER	B-2-5
CABLE	E-11
CAMSHAFT	A-8
CARBURETOR	G-3,7
CHAIN	A-8
CLUTCH	C-5,6
COWLING 1	F-5-7
CRANKCASE	B-9,10
CRANKCASE COVER	A-11,12
CRANKSHAFT	A-7
CYLINDER	A-6
CYLINDER HEAD	A-5
ELECTRICAL 1	G-5
ELECTRICAL 2	G-6,7
EXHAUST	B-8
FOOTREST	F-2,3
FRAME	D-1
FRONT BRAKE CALIPER	E-7
FENDER	D-2,3
FRONT FORK	D-9-12
FRONT MASTER CYL. 1	E-12
FRONT MASTER CYL. 2	F-1
FRONT WHEEL	E-6
FUEL TANK	E-2-4
GENERATOR	C-1
GOVERNOR	C-2
HANDLEBAR	E-11
HANDLE SWITCH	G-8
HEADLIGHT	G-2
LEVER	G-8
METER	G-1
OIL COOLER	B-1
OIL FILTER	A-12
OIL PUMP	A-11
PICK UP COIL	C-2
PISTON	A-7
REAR BRAKE CALIPER	E-10
REAR MASTER CYL.	F-4
REAR SHOCKS	D-8
REAR WHEEL	E-8,9
SEAT	E-5
SERVICE DATA	J-1
SHIFT CAM	C-9
SHIFT FORK	C-9
SHIFT SHAFT	C-10
SIDE COVER	D-4,5
STAND	F-2,3
STARTER	C-3
STARTING MOTOR	C-4
STEERING	E-1
SWING ARM	D-6,7
TAILLIGHT	G-3
TECHNICAL BULLETINS	K-Row
TRANSMISSION	C-7,8
URNSIGNAL	G-4
VALVE	A-9,10





## GENERATOR

Ref. No.	Part Number	Description	S	SC	Remarks
1	1TV-81600-50-00	A.C. GENERATOR ASS'Y (1TX-81600-50)	1	1	
2	1AE-81634-50-00	. STATOR ASS'Y ...	1	1	
3	36Y-81643-30-00	. BEARING .....	1	1	
4	36Y-81645-50-00	. SCREW .....	3	3	
5	36Y-81643-50-00	. BEARING .....	1	1	
6	36Y-81970-50-00	. RECTIFIER ASS'Y	1	1	
7	36Y-81910-50-00	. VOLTAGE REGULATOR ASS'Y	1	1	
8	36Y-81619-50-00	. BRUSH HOLDER ASS'Y .....	1	1	
9	36Y-81972-50-00	. COVER, rectifier ..	1	1	
10	36Y-81645-30-00	. SCREW .....	2	2	
11	98501-05018-00	. SCREW, panhead	3	3	
12	92990-05100-00	. WASHER, spring (92903-05100) ...	3	3	
13	92901-05600-00	. WASHER, Plate ...	3	3	
14	1TX-81604-50-00	. COVER ASS'Y ....	1	1	
15	36Y-81675-50-00	. NUT .....	3	3	
16	36Y-81638-50-00	. OIL SEAL .....	1	1	
17	36Y-81642-50-00	. O-RING .....	1	1	
18	95816-08030-00	BOLT, flange .....	3	3	

See Service Data, Grid J-Row.

## CONTENTS

AIR FILTER	B-2-5
CABLE	E-11
CAMSHAFT	A-8
CARBURETOR	B-6,7
CHAIN	A-8
CLUTCH	C-5,6
COWLING 1	F-5-7
CRANKCASE	B-9,10
CRANKCASE COVER	B-11,12
CRANKSHAFT	A-7
CYLINDER	A-8
CYLINDER HEAD	A-5
ELECTRICAL 1	G-5
ELECTRICAL 2	G-6,7
EXHAUST	B-8
FOOTREST	F-2,3
FRAME	D-1
FRONT BRAKE CALIPER	E-7
FENDER	D-2,3
FRONT FORK	D-9-12
FRONT MASTER CYL. 1	E-12
FRONT MASTER CYL. 2	F-1
FRONT WHEEL	E-6
FUEL TANK	E-2-4
GENERATOR	C-1
GOVERNOR	C-2
HANDLEBAR	E-11
HANDLE SWITCH	G-8
HEADLIGHT	G-2
LEVER	G-8
METER	G-1
OIL COOLER	B-1
OIL FILTER	A-12
OIL PUMP	A-11
PICK UP COIL	C-2
PISTON	A-7
REAR BRAKE CALIPER	E-10
REAR MASTER CYL.	F-4
REAR SHOCKS	D-8
REAR WHEEL	E-8,9
SEAT	E-5
SERVICE DATA	J-1
SHIFT CAM	C-9
SHIFT FORK	C-9
SHIFT SHAFT	C-10
SIDE COVER	D-4,5
STAND	F-2,3
STARTER	C-3
STARTING MOTOR	C-4
STEERING	E-1
SWING ARM	D-6,7
TAILLIGHT	G-3
TECHNICAL BULLETINS	K-Row
TRANSMISSION	C-7,8
URNSIGNAL	G-4
VALVE	A-9,10

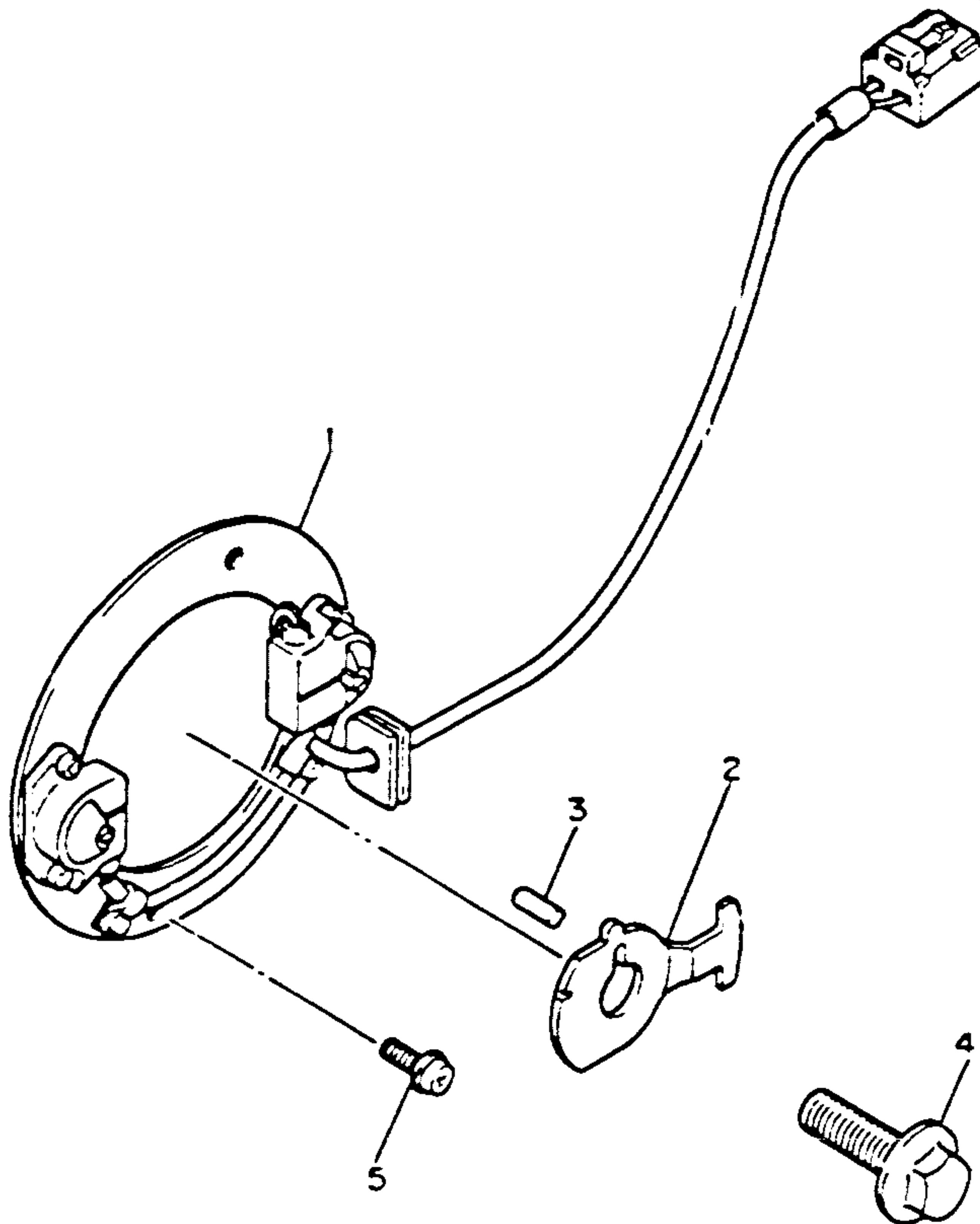


# PICKUP COIL - GOVERNOR

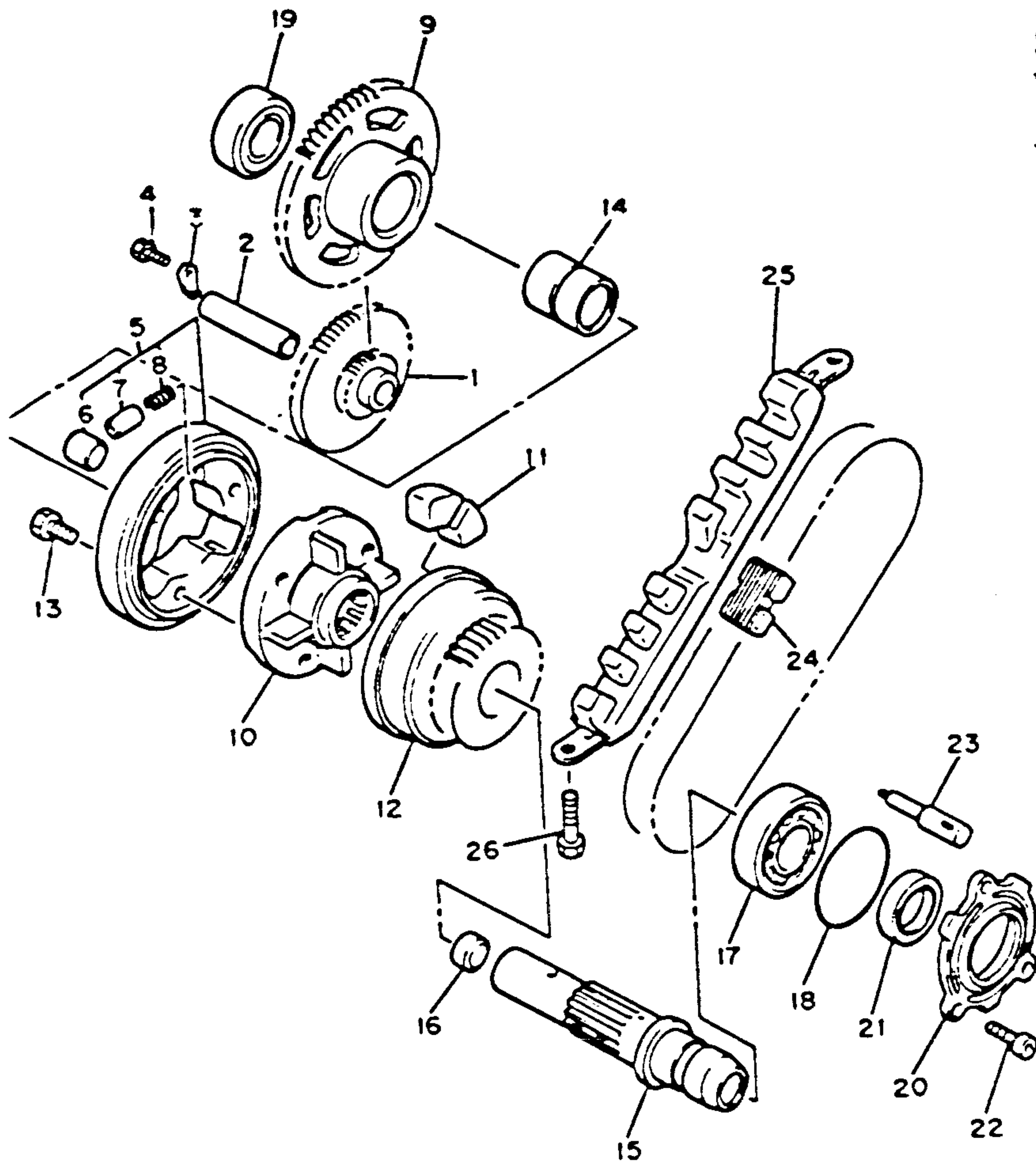
## CONTENTS

Ref. No.	Part Number	Description	S	SC	Remarks
1	36Y-81671-10-00	BASE, pickup . . . . .	1	1	
2	36Y-81673-10-00	ROTOR . . . . .	1	1	
3	93604-08071-00	PIN, dowel . . . . .	1	1	
4	90105-10445-00	BOLT, washer based (90105-10344) . . . .	1	1	
5	90159-06107-00	SCREW, w/washer	2	2	

AIR FILTER	B-2-5
CABLE	E-11
CAMSHAFT	A-8
CARBURETOR	B-6,7
CHAIN	A-8
CLUTCH	C-5,6
COWLING 1	F-5-7
CRANKCASE	B-9,10
CRANKCASE COVER	B-11,12
CRANKSHAFT	A-7
CYLINDER	A-6
CYLINDER HEAD	A-5
ELECTRICAL 1	G-5
ELECTRICAL 2	G-6,7
EXHAUST	B-8
FOOTREST	F-2,3
FRAME	D-1
FRONT BRAKE CALIPER	E-7
FENDER	D-2,3
FRONT FORK	D-9-12
FRONT MASTER CYL. 1	G-12
FRONT MASTER CYL. 2	F-1
FRONT WHEEL	E-6
FUEL TANK	E-2-4
GENERATOR	C-1
GOVERNOR	C-2
HANDLEBAR	E-11
HANDLE SWITCH	G-8
HEADLIGHT	G-2
LEVER	G-8
METER	G-1
OIL COOLER	B-1
OIL FILTER	A-12
OIL PUMP	A-11
PICK UP COIL	C-2
PISTON	A-7
REAR BRAKE CALIPER	E-10
REAR MASTER CYL.	F-4
REAR SHOCKS	D-8
REAR WHEEL	E-8,9
SEAT	E-5
SERVICE DATA	J-1
SHIFT CAM	C-9
SHIFT FORK	C-9
SHIFT SHAFT	C-10
SIDE COVER	D-4,5
STAND	F-2,3
STARTER	C-3
STARTING MOTOR	C-4
STEERING	E-1
SWING ARM	D-6,7
TAILLIGHT	G-3
TECHNICAL BULLETINS	K-Row
TRANSMISSION	C-7,8
TURN SIGNAL	G-4
VALVE	A-9,10







## STARTER

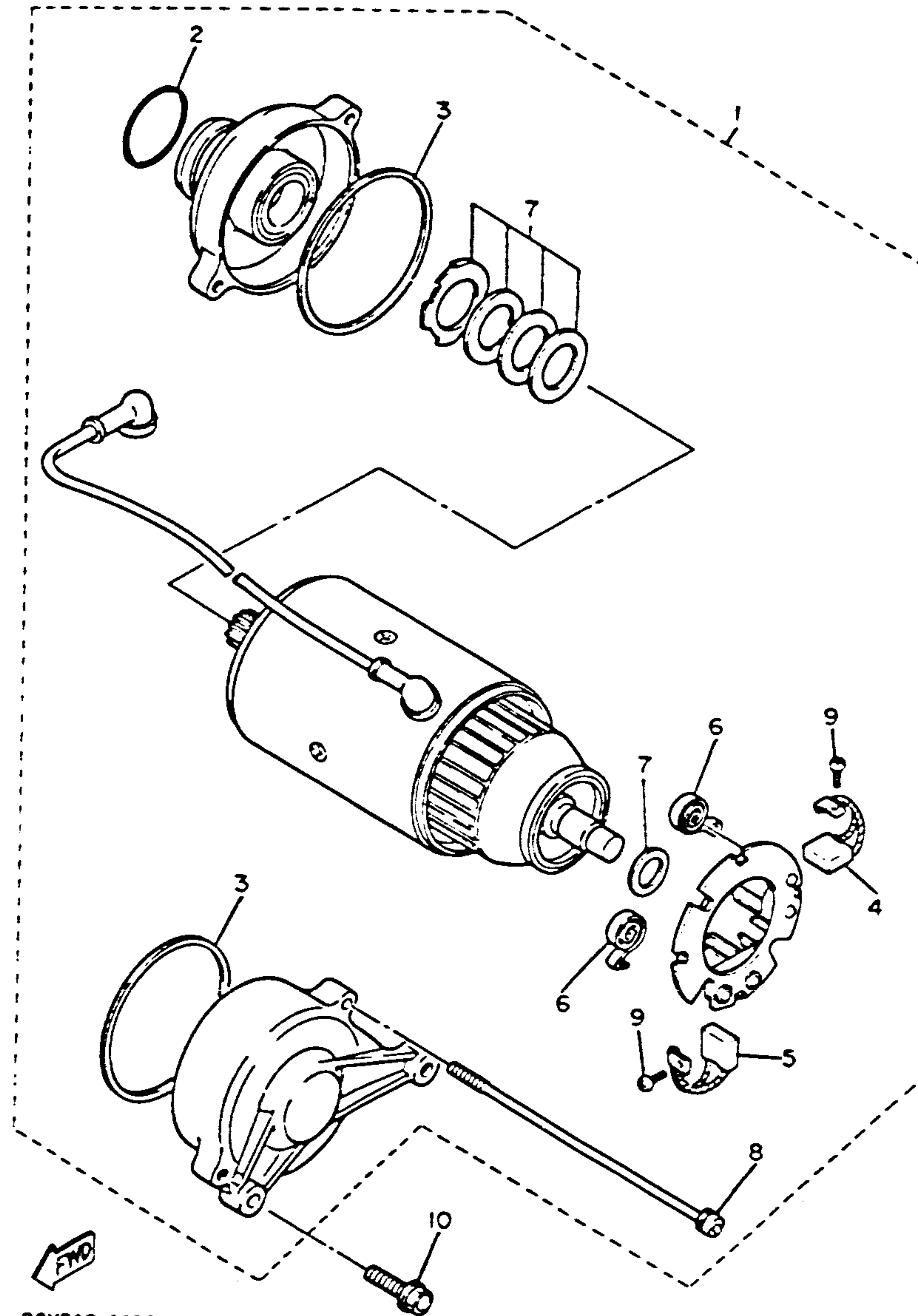
Ref. No.	Part Number	Description	S	SC	Remarks
1	36Y-15512-01-00	GEAR, idler 1 (12/55T)	1	1	
2	36Y-15521-01-00	SHAFT 1 . . . . .	1	1	
3	2H7-15531-00-00	PLATE, stopper . . . .	1	1	
4	97013-06012-00	BOLT (97313-06012)	1	1	
5	36Y-15580-01-00	STARTER CLUTCH OUTER ASS'Y . . . . .	1	1	
6	93615-17125-00	. PIN, dowel . . . . .	3	3	
7	1J7-15583-01-00	. CAP, starter clutch spring . . . . .	3	3	
8	90501-04503-00	. SPRING, compression . . . . .	3	3	
9	36Y-15517-01-00	GEAR, idler 2 (45T)	1	1	
10	12R-15524-00-00	WHEEL, starter . . . .	1	1	
11	4H7-16155-01-00	ABSORBER 1 . . . . .	4	4	
12	36Y-15519-00-00	SPROCKET, starter 2	1	1	
13	91316-08016-00	BOLT . . . . .	3	3	
14	90387-201L2-C0	COLLAR . . . . .	1	1	
15	36Y-15522-01-00	SHAFT 2 . . . . .	1	1	
16	90331-15039-00	PLUG . . . . .	1	1	
17	93306-20545-00	BEARING . . . . .	1	1	
18	93210-47440-00	O-RING . . . . .	1	1	
19	93306-00401-00	BEARING (B6004) . .	1	1	
20	36Y-15163-00-00	HOUSING, bearing 1	1	1	
21	93102-25253-00	OIL SEAL . . . . .	1	1	
22	91316-06016-00	BOLT . . . . .	3	3	
23	36Y-13454-00-00	NOZZLE . . . . .	1	1	
24	36Y-11456-00-00	CHAIN, primary . . . .	1	1	
25	36Y-11474-00-00	GUIDE, upper . . . . .	1	1	
26	97011-06016-00	BOLT (97321-06016)	2	2	

## CONTENTS

AIR FILTER	B-2-5
CABLE	E-11
CAMSHAFT	A-8
CARBURETOR	B-6,7
CHAIN	A-8
CLUTCH	C-5,8
COWLING 1	F-5-7
CRANKCASE	B-9,10
CRANKCASE COVER	B-11,12
CRANKSHAFT	A-7
CYLINDER	A-6
CYLINDER HEAD	A-5
ELECTRICAL 1	G-5
ELECTRICAL 2	G-6,7
EXHAUST	B-8
FOOTREST	F-2,3
FRAME	D-1
FRONT BRAKE CALIPER	E-7
FENDER	D-2,3
FRONT FORK	D-9-12
FRONT MASTER CYL. 1	E-12
FRONT MASTER CYL. 2	F-1
FRONT WHEEL	E-6
FUEL TANK	E-2-4
GENERATOR	C-1
GOVERNOR	C-2
HANDLEBAR	E-11
HANDLE SWITCH	G-8
HEADLIGHT	G-2
LEVER	G-8
METER	G-1
OIL COOLER	B-1
OIL FILTER	A-12
OIL PUMP	A-11
PICK UP COIL	C-2
PISTON	A-7
REAR BRAKE CALIPER	E-10
REAR MASTER CYL.	F-4
REAR SHOCKS	D-8
REAR WHEEL	E-8,9
SEAT	E-5
SERVICE DATA	J-1
SHIFT CAM	C-9
SHIFT FORK	C-9
SHIFT SHAFT	C-10
SIDE COVER	D-4,5
STAND	F-2,3
STARTER	C-3
STARTING MOTOR	C-4
STEERING	E-1
SWING ARM	D-6,7
TAILLIGHT	G-3
TECHNICAL BULLETINS	K-Row
TRANSMISSION	C-7,8
URNSIGNAL	J-4
VALVE	A-9,10



36Y310-4140



## STARTING MOTOR

Ref. No.	Part Number	Description	S	SC	Remarks
1	36Y-81800-60-00	STARTING MOTOR ASS'Y .....	1	1	
2	26H-81847-00-00	. O-RING .....	1	1	
3	371-81847-20-00	. O-RING .....	2	2	
4	371-81811-20-00	. BRUSH 1 .....	1	1	
5	371-81812-20-00	. BRUSH 2 .....	1	1	
6	371-81813-20-00	. SPRING, brush ....	2	2	
7	36Y-81809-00-00	. WASHER KIT .....	1	1	
8	[36Y-81826-00]	. BOLT .....	2	2	
9	98580-03008-00	. SCREW, panhead (98501-03008) ...	2	2	
10	95C26-06025-00	BOLT, flange .....	2	2	

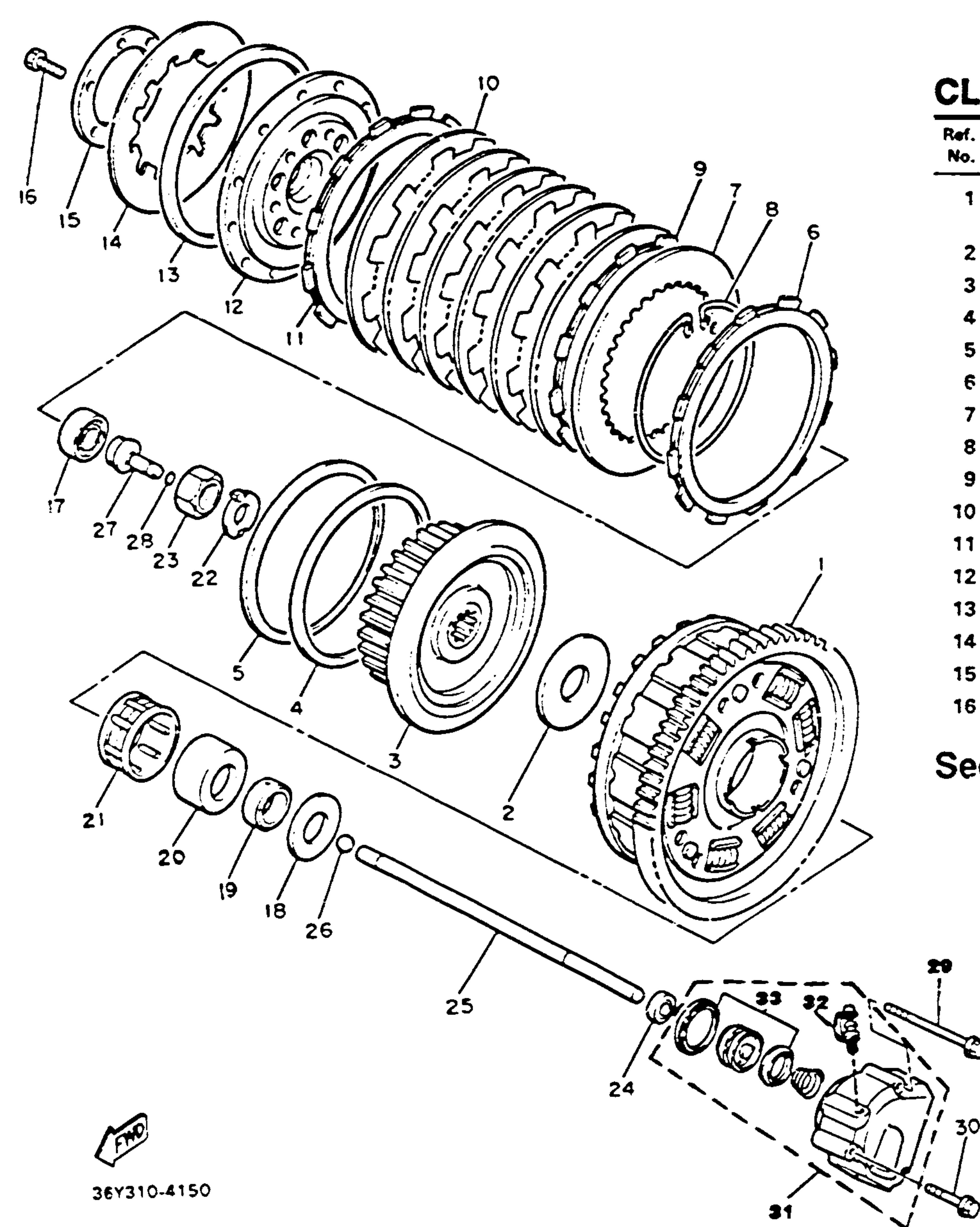
## CONTENTS

AIR FILTER	B-2-5
CABLE	E-11
CAMSHAFT	A-8
CARBURETOR	B-6,7
CHAIN	A-8
CLUTCH	C-5,6
COWLING 1	F-5-7
CRANKCASE	B-9,10
CRANKCASE COVER	B-11,12
CRANKSHAFT	A-7
CYLINDER	A-6
CYLINDER HEAD	A-5
ELECTRICAL 1	G-5
ELECTRICAL 2	G-6,7
EXHAUST	B-8
FOOTREST	F-2,3
FRAME	D-1
FRONT BRAKE CALIPER	E-7
FENDER	D-2,3
FRONT FORK	D-9-12
FRONT MASTER CYL. 1	E-12
FRONT MASTER CYL. 2	F-1
FRONT WHEEL	E-6
FUEL TANK	E-2-4
GENERATOR	C-1
GOVERNOR	C-2
HANDLEBAR	E-11
HANDLE SWITCH	G-8
HEADLIGHT	G-2
LEVER	G-8
METER	G-1
OIL COOLER	B-1
OIL FILTER	A-12
OIL PUMP	A-11
PICK UP COIL	C-2
PISTON	A-7
REAR BRAKE CALIPER	E-10
REAR MASTER CYL.	F-4
REAR SHOCKS	D-8
REAR WHEEL	E-8,9
SEAT	E-5
SERVICE DATA	J-1
SHIFT CAM	C-9
SHIFT FORK	C-9
SHIFT SHAFT	C-10
SIDE COVER	D-4,5
STAND	F-2,3
STARTER	C-3
STARTING MOTOR	C-4
STEERING	E-1
SWING ARM	D-6,7
TAILLIGHT	G-3
TECHNICAL BULLETINS	K-Row
TRANSMISSION	C-7,8
URNSIGNAL	G-4
VALVE	A-9,10



36Y310-4400





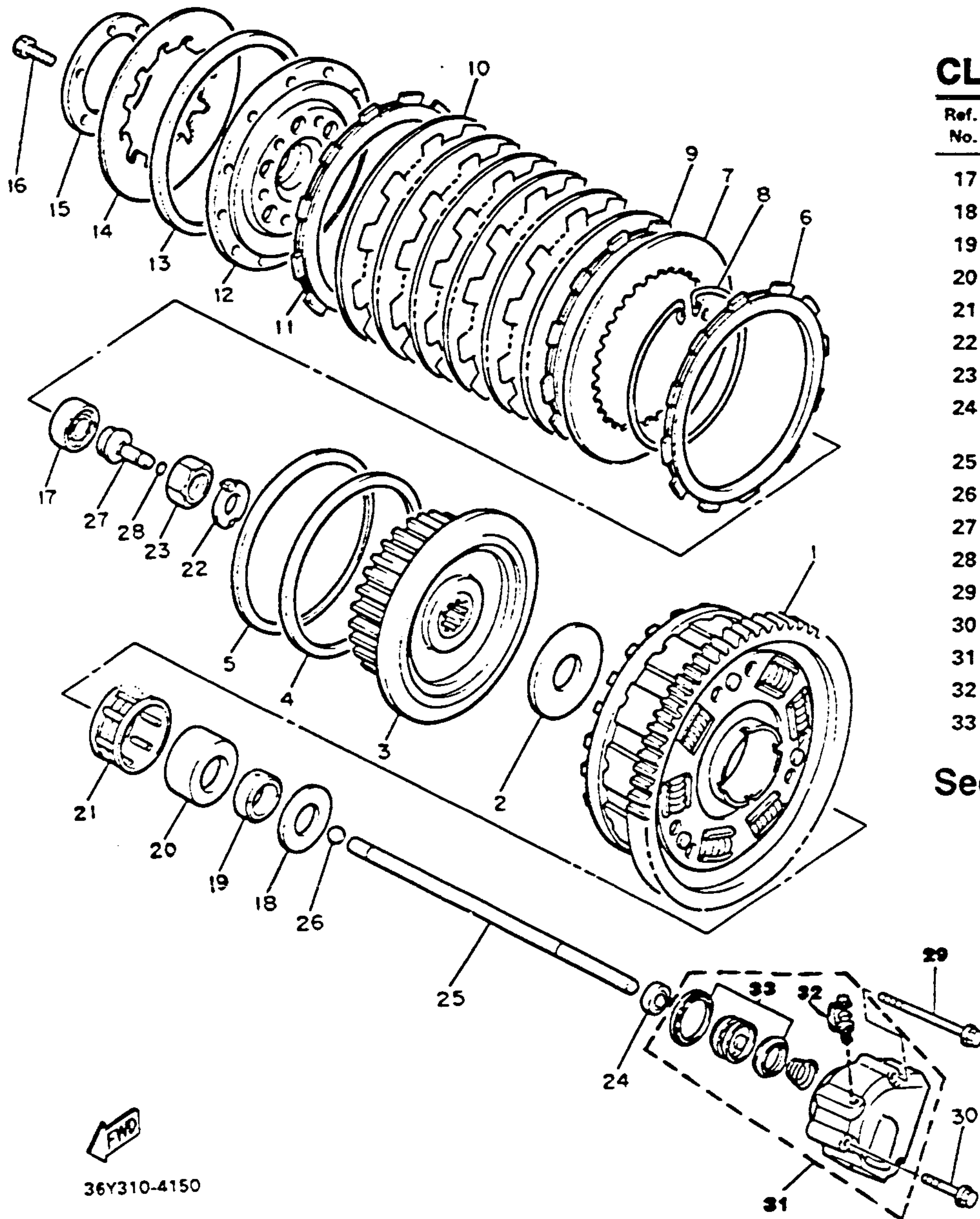
## CLUTCH

Ref. No.	Part Number	Description	S	SC	Remarks
1	1TX-16150-00-00	PRIMARY DRIVEN GEAR COMP . . . . .	1	1	
2	36Y-16154-00-00	PLATE, thrust 1 . . . . .	1	1	
3	36Y-16371-00-00	BOSS, clutch . . . . .	1	1	
4	36Y-16384-00-00	PLATE, seal . . . . .	1	1	
5	36Y-16383-00-00	SPRING, clutch boss	1	1	
6	36Y-16331-00-00	PLATE, friction 2 . . .	1	1	
7	2H7-16325-00-00	RING, clutch boss . .	1	1	
8	2H7-16385-00-00	RING, clutch boss . .	1	1	
9	341-16321-13-00	PLATE, friction . . . .	6	6	
10	2H7-16325-00-00	PLATE, clutch 2 . . . .	6	6	
11	36Y-16331-00-00	PLATE, friction 2 . . .	1	1	
12	36Y-16351-00-00	PLATE, pressure 1 . .	1	1	
13	36Y-16335-00-00	HOUSING spring . . .	1	1	
14	1TX-16334-00-00	SPRING, clutch 2 . . .	1	1	
15	1TX-16352-00-00	PLATE, pressure 2 . .	1	1	
16	97313-06016-00	BOLT (97301-06016)	6	6	

See Service Data, Grid J-Row.

## CONTENTS

AIR FILTER	B-2-5
CABLE	E-11
CAMSHAFT	A-8
CARBURETOR	B-6,7
CHAIN	A-8
CLUTCH	C-5,6
COWLING 1	F-5-7
CRANKCASE	B-9,10
CRANKCASE COVER	B-11,12
CRANKSHAFT	A-7
CYLINDER	A-6
CYLINDER HEAD	A-5
ELECTRICAL 1	G-5
ELECTRICAL 2	G-6,7
EXHAUST	B-8
FOOTREST	F-2,3
FRAME	D-1
FRONT BRAKE CALIPER	E-7
FENDER	D-2,3
FRONT FORK	D-9-12
FRONT MASTER CYL. 1	E-12
FRONT MASTER CYL. 2	F-1
FRONT WHEEL	E-6
FUEL TANK	E-2-4
GENERATOR	C-1
GOVERNOR	C-2
HANDLEBAR	E-11
HANDLE SWITCH	G-8
HEADLIGHT	G-2
LEVER	G-8
METER	G-1
OIL COOLER	B-1
OIL FILTER	A-12
OIL PUMP	A-11
PICK UP COIL	C-2
PISTON	A-7
REAR BRAKE CALIPER	E-10
REAR MASTER CYL.	F-4
REAR SHOCKS	D-8
REAR WHEEL	E-8,9
SEAT	E-5
SERVICE DATA	J-1
SHIFT CAM	C-9
SHIFT FORK	C-9
SHIFT SHAFT	C-10
SIDE COVER	D-4,5
STAND	F-2,3
STARTER	C-3
STARTING MOTOR	C-4
STEERING	E-1
SWING ARM	D-6,7
TAILLIGHT	G-3
TECHNICAL BULLETINS	K-Row
TRANSMISSION	C-7,8
TURN SIGNAL	G-4
VALVE	A-9,10



## CLUTCH

Ref. No.	Part Number	Description	S	SC	Remarks
17	93306-00304-00	BEARING (86003C4)	1	1	
18	90201-286H8-00	WASHER, plate . . . .	1	1	
19	90387-284K1-00	COLLAR . . . . .	1	1	
20	36Y-16181-00-00	SPACER 1 . . . . .	1	1	
21	93310-350M3-00	BEARING, cylindrical	1	1	
22	90215-25218-00	WASHER, lock . . . . .	1	1	
23	90170-20323-00	NUT . . . . .	1	1	
24	93109-08061-00	SEAL, push rod (371-15389-00) . . . .	1	1	
25	36Y-16357-00-00	ROD, push 2 . . . . .	1	1	
26	93511-32027-00	BALL (93511-32017)	1	1	
27	36Y-16356-00-00	ROD, push 1 . . . . .	1	1	
28	93210-06632-00	O-RING . . . . .	1	1	
29	90105-06306-00	BOLT, washer based	2	2	
30	95026-06040-00	BOLT, flange . . . . .	1	1	
31	36Y-16381-00-00	PUSH LEVER COMP.	1	1	
32	36Y-W0048-00-00	BLEED SCREW KIT	1	1	
33	26H-W0098-00-00	PUSH LEVER SEAL KIT . . . . .	1	1	

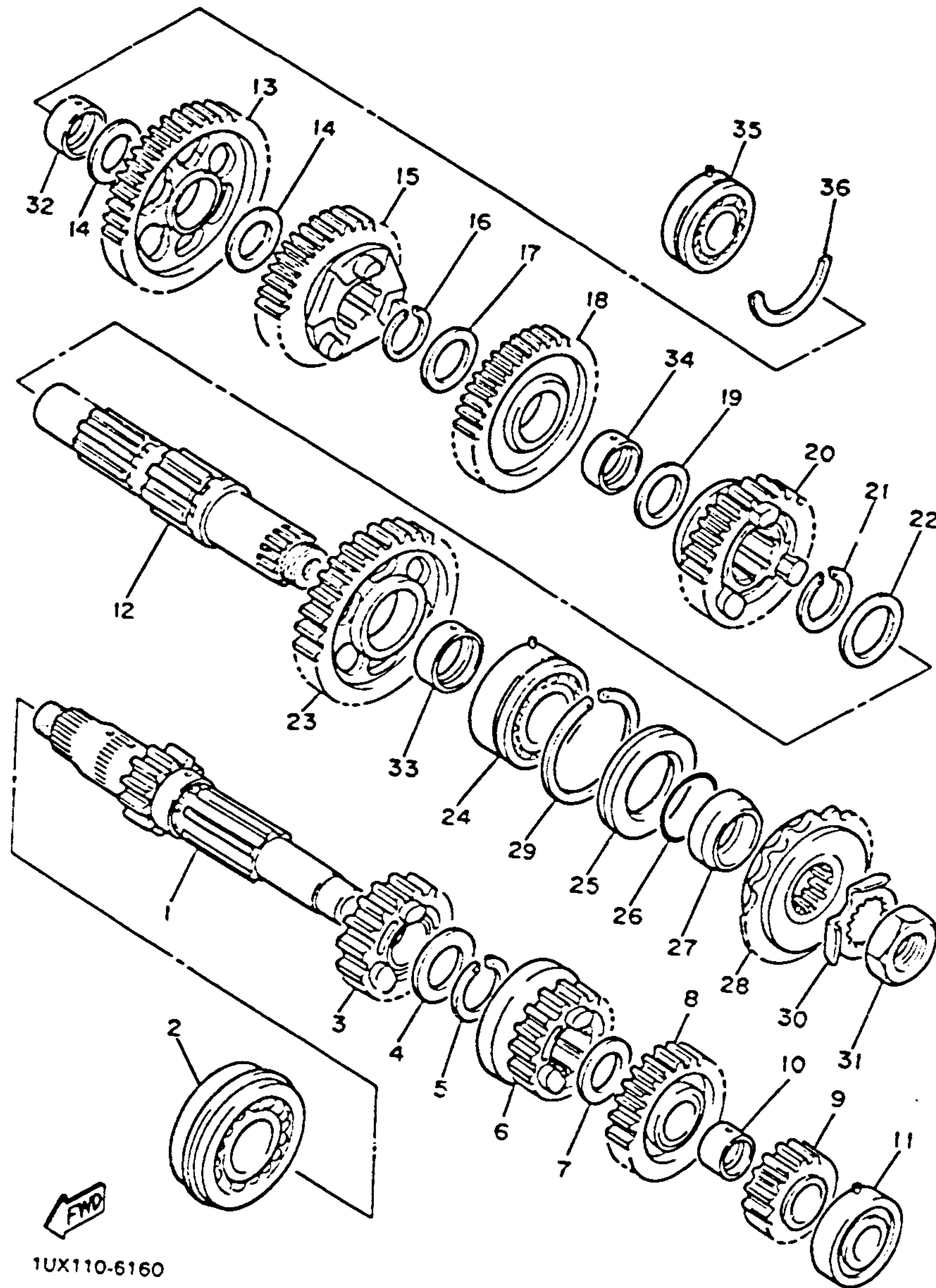
See Service Data, Grid J-Row.

## CONTENTS

AIR FILTER	B-2-5
CABLE	E-11
CAMSHAFT	A-8
CARBURETOR	B-6,7
CHAIN	A-8
CLUTCH	C-5,6
COWLING 1	F-5-7
CRANKCASE	B-9,10
CRANKCASE COVER	B-11,12
CRANKSHAFT	A-7
CYLINDER	A-6
CYLINDER HEAD	A-5
ELECTRICAL 1	G-5
ELECTRICAL 2	G-6,7
EXHAUST	B-8
FOOTREST	F-2,3
FRAME	D-1
FRONT BRAKE CALIPER	E-7
FENDER	D-2,3
FRONT FORK	D-9-12
FRONT MASTER CYL. 1	E-12
FRONT MASTER CYL. 2	F-1
FRONT WHEEL	E-6
FUEL TANK	E-2-4
GENERATOR	C-1
GOVERNOR	C-2
HANDLEBAR	E-11
HANDLE SWITCH	G-8
HEADLIGHT	G-2
LEVER	G-8
METER	G-1
OIL COOLER	B-1
OIL FILTER	A-12
OIL PUMP	A-11
PICK UP COIL	C-2
PISTON	A-7
REAR BRAKE CALIPER	E-10
REAR MASTER CYL.	F-4
REAR SHOCKS	D-8
REAR WHEEL	E-8,9
SEAT	E-5
SERVICE DATA	J-1
SHIFT CAM	C-9
SHIFT FORK	C-9
SHIFT SHAFT	C-10
SIDE COVER	D-4,5
STAND	F-2,3
STARTER	C-3
STARTING MOTOR	C-4
STEERING	E-1
SWING ARM	D-6,7
TAILLIGHT	G-3
TECHNICAL BULLETINS	K-Row
TRANSMISSION	C-7,8
TURN SIGNAL	G-4
VALVE	A-9,10







## TRANSMISSION

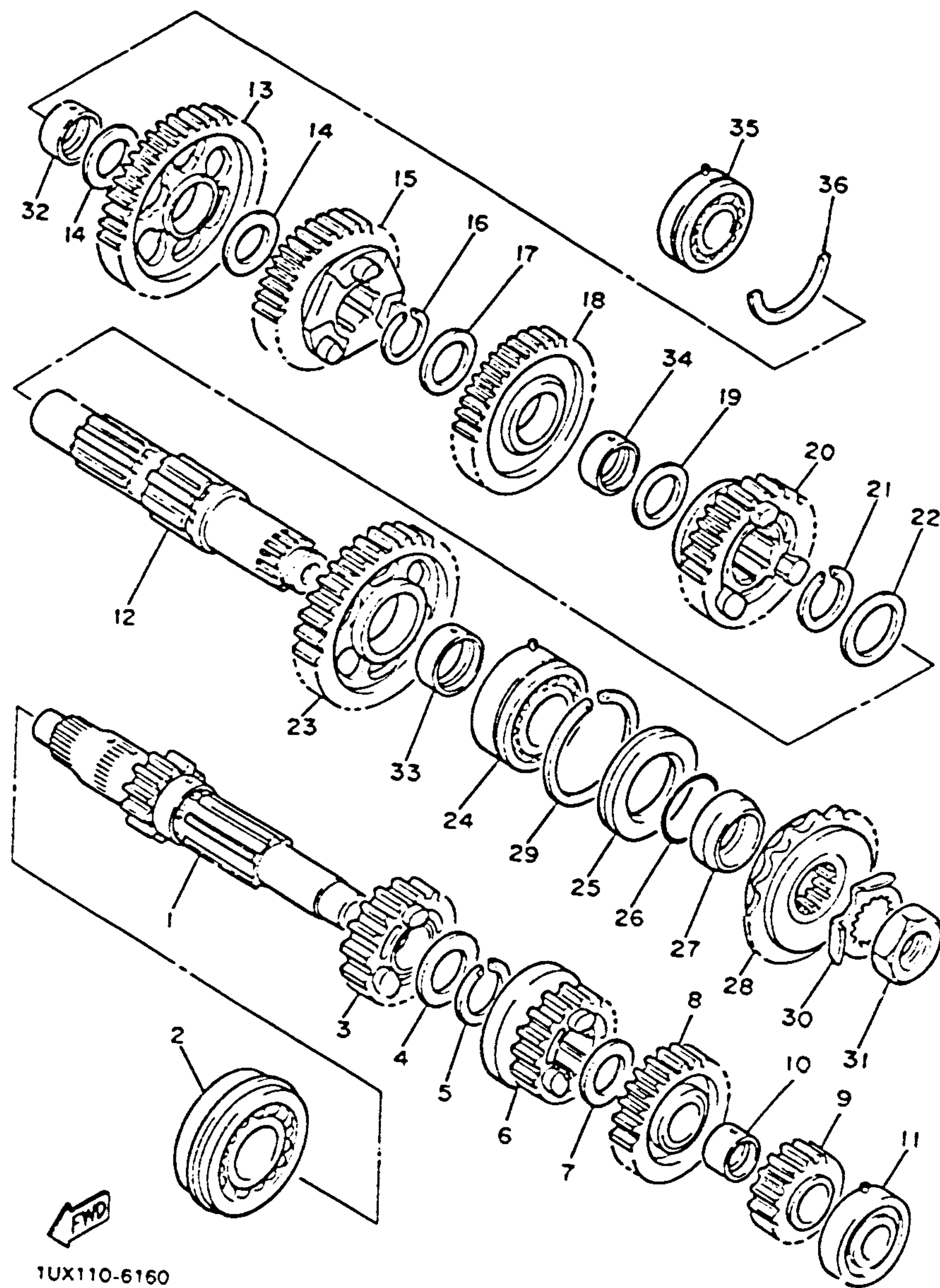
Ref. No.	Part Number	Description	S	SC	Remarks
1	1TX-W1741-00-00	MAIN AXLE ASS'Y .	1	1	
2	93306-36401-00	BEARING (93306-00008) . . . .	1	1	
3	1TX-17141-00-00	GEAR, 4th pinion (24T) . . . . .	1	1	
4	90209-25196-00	WASHER . . . . .	1	1	
5	93440-28062-00	CIRCLIP . . . . .	1	1	
6	1TX-17131-00-00	GEAR, 3rd pinion (21T) . . . . .	1	1	
7	90201-226H9-00	WASHER, Plate . . . .	1	1	
8	1TX-17151-00-00	GEAR, 5th pinion (26T) . . . . .	1	1	
9	3CV-17121-00-00	GEAR, 2nd pinion (18T)(36Y-17121-00)	1	1	
10	90387-220R2-00	COLLAR . . . . .	1	1	
11	93306-30434-00	BEARING . . . . .	1	1	
12	1TX-17421-00-00	AXLE, drive . . . . .	1	1	
13	1TX-17211-00-00	GEAR, 1st wheel (40T) . . . . .	1	1	
14	90201-257H0-00	WASHER, Plate . . . .	2	2	
15	36Y-17241-00-00	GEAR, 4th wheel (31T) . . . . .	1	1	
16	93440-30077-00	CIRCLIP . . . . .	1	1	
17	90209-27192-00	WASHER . . . . .	1	1	
18	1TX-17231-00-00	GEAR, 3rd wheel (33T) . . . . .	1	1	

## CONTENTS

AIR FILTER	B-2-5
CABLE	E-11
CAMSHAFT	A-8
CARBURETOR	B-6,7
CHAIN	A-8
CLUTCH	C-5,6
COWLING 1	F-5-7
CRANKCASE	B-9,10
CRANKCASE COVER	B-11,12
CRANKSHAFT	A-7
CYLINDER	A-6
CYLINDER HEAD	A-5
ELECTRICAL 1	G-5
ELECTRICAL 2	G-6,7
EXHAUST	B-8
FOOTREST	F-2,3
FRAME	D-1
FRONT BRAKE CALIPER	E-7
FENDER	D-2,3
FRONT FORK	D-9-12
FRONT MASTER CYL. 1	E-12
FRONT MASTER CYL. 2	F-1
FRONT WHEEL	E-6
FUEL TANK	E-2-4
GENERATOR	C-1
GOVERNOR	C-2
HANDLEBAR	E-11
HANDLE SWITCH	G-8
HEADLIGHT	G-2
LEVER	G-8
METER	G-1
OIL COOLER	B-1
OIL FILTER	A-12
OIL PUMP	A-11
PICK UP COIL	C-2
PISTON	A-7
REAR BRAKE CALIPER	E-10
REAR MASTER CYL.	F-4
REAR SHOCKS	D-8
REAR WHEEL	E-8,9
SEAT	E-5
SERVICE DATA	J-1
SHIFT CAM	C-9
SHIFT FORK	C-9
SHIFT SHAFT	C-10
SIDE COVER	D-4,5
STAND	F-2,3
STARTER	C-3
STARTING MOTOR	C-4
STEERING	E-1
SWING ARM	D-6,7
TAILLIGHT	G-3
TECHNICAL BULLETINS	K-Row
TRANSMISSION	C-7,8
URNSIGNAL	G-4
VALVE	A-9,10

See Service Data, Grid J-Row.





# TRANSMISSION

Ref. No.	Part Number	Description	S	SC	Remarks
19	90201-307H1-00	WASHER, Plate . . . .	1	1	
20	36Y-17251-00-00	GEAR, 5th wheel (29T) . . . . .	1		
	1TX-17251-00-00	GEAR, 5th wheel (29T) . . . . .		1	
21	93440-34025-00	CIRCLIP . . . . .	1	1	
22	90209-32231-00	WASHER . . . . .	1	1	
23	1TX-17221-00-00	GEAR, 2nd wheel (36T) . . . . .	1		
	1TX-17221-01-00	GEAR, 2nd wheel (36T) . . . . .		1	
24	93305-20605-00	BEARING . . . . .	1	1	
25	93102-40330-00	OIL SEAL . . . . .	1	1	
26	93210-30660-00	O-RING . . . . .	1	1	
27	90387-304K7-00	COLLAR . . . . .	1	1	
28	36Y-17460-00-00	SPROCKET, drive (17T)(36Y-17461-70)	1	1	
29	93440-62032-00	CIRCLIP . . . . .	1	1	
30	90215-26241-00	WASHER, lock (90215-30233) . . . .	1	1	
31	90179-22063-00	NUT . . . . .	1	1	
32	90387-250R3-00	COLLAR . . . . .	1	1	
33	90387-350R5-00	COLLAR . . . . .	1	1	
34	90387-300R4-00	COLLAR . . . . .	1	1	
35	93306-20561-00	BEARING . . . . .	1	1	
36	93440-52118-00	CRICLIP . . . . .	1	1	

# CONTENTS

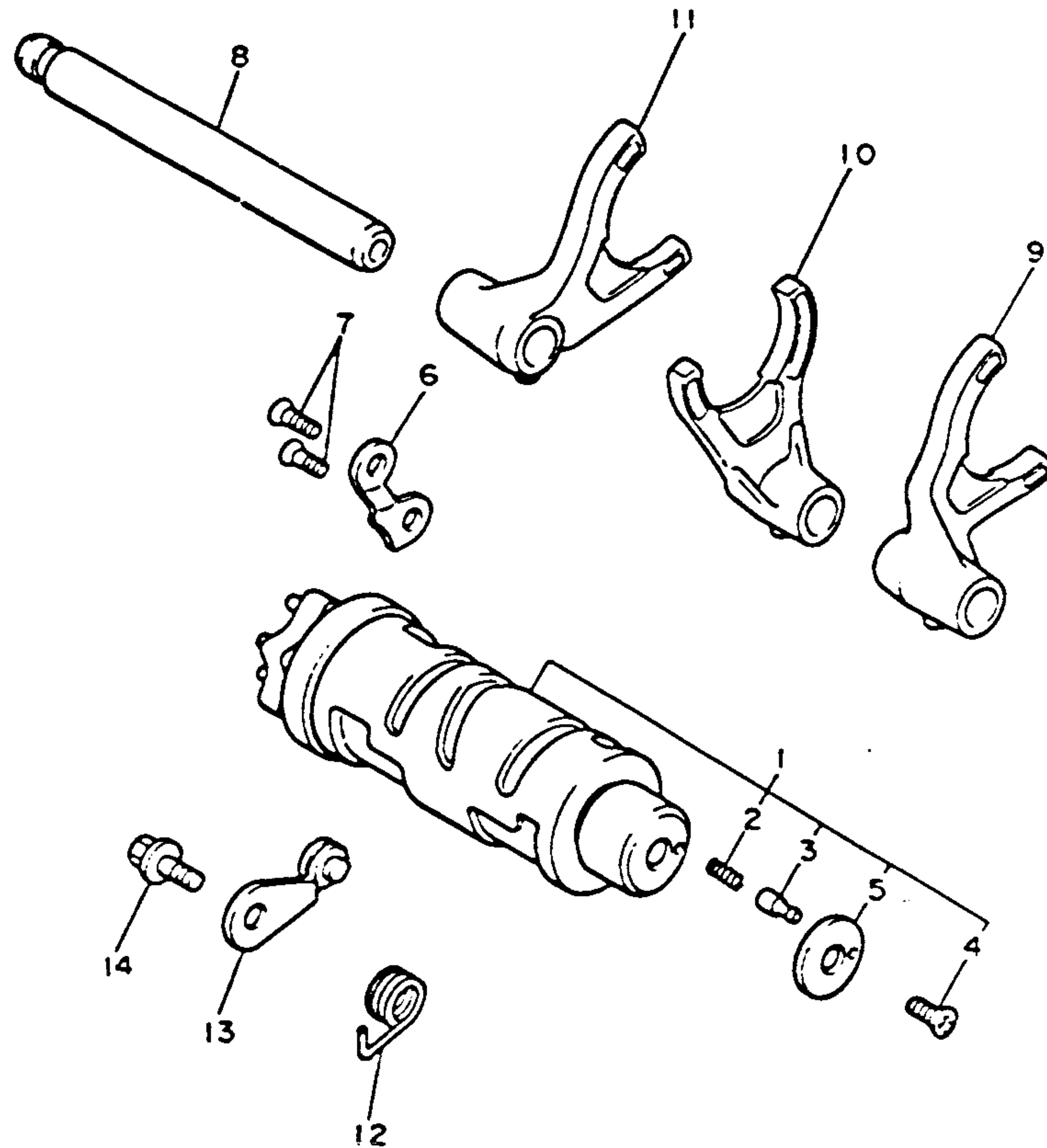
AIR FILTER	B-2-5
CABLE	E-11
CAMSHAFT	A-8
CARBURETOR	B-6,7
CHAIN	A-8
CLUTCH	C-5,6
COWLING 1	F-5-7
CRANKCASE	B-9,10
CRANKCASE COVER	B-11,12
CRANKSHAFT	A-7
CYLINDER	A-6
CYLINDER HEAD	A-5
ELECTRICAL 1	G-5
ELECTRICAL 2	G-6,7
EXHAUST	B-8
FOOTREST	F-2,3
FRAME	D-1
FRONT BRAKE CALPER	E-7
FENDER	D-2,3
FRONT FORK	D-9-12
FRONT MASTER CYL. 1	E-12
FRONT MASTER CYL. 2	F-1
FRONT WHEEL	E-6
FUEL TANK	E-2-4
GENERATOR	C-1
GOVERNOR	C-2
HANDLEBAR	E-11
HANDLE SWITCH	G-8
HEADLIGHT	G-2
LEVER	G-8
METER	G-1
OIL COOLER	B-1
OIL FILTER	A-12
OIL PUMP	A-11
PICK UP COIL	C-2
PISTON	A-7
REAR BRAKE CALIPER	E-10
REAR MASTER CYL.	F-4
REAR SHOCKS	D-8
REAR WHEEL	E-8,9
SEAT	E-5
SERVICE DATA	J-1
SHIFT CAM	C-9
SHIFT FORK	C-9
SHIFT SHAFT	C-10
SIDE COVER	D-4,5
STAND	F-2,3
STARTER	C-3
STARTING MOTOR	C-4
STEERING	E-1
SWING ARM	D-6,7
TAILLIGHT	G-3
TECHNICAL BULLETINS	K-Row
TRANSMISSION	C-7,8
TURN SIGNAL	G-4
VALVE	A-9,10

See Service Data, Grid J-Row.



# SHIFT CAM

## CONTENTS



Ref. No.	Part Number	Description	S	SC	Remarks
1	1TX-18540-01-00	SHIFT CAM ASS'Y (1TX-18540-00) ...	1	1	
2	90501-06022-00	. SPRING, compression .....	1	1	
3	278-18542-00-00	. POINT, neutral ....	1	1	
4	98701-05012-00	. SCREW, flat head	1	1	
5	278-18566-00-00	. PLATE, side 2 ....	1	1	
6	36Y-18562-00-00	PLATE, stopper 2...	1	1	
7	92701-06015-00	SCREW, flat head ..	2	2	
8	4G0-18531-00-00	BAR, shift fork guide 1 .....	1	1	
9	1TX-18511-00-00	FORK, shift 1.....	1	1	
10	1TX-18512-00-00	FORK, shift 2.....	1	1	
11	1TX-18513-00-00	FORK, shift 3.....	1	1	
12	90508-23707-00	SPRING, torsion ....	1	1	
13	36Y-18140-00-00	STOPPER LEVER ASS'Y .....	1	1	
14	50W-21631-00-00	BOLT, stopper (1W1-18177-00) ...	1	1	

AIR FILTER	B-2-5
CABLE	E-11
CAMSHAFT	A-8
CARBURETOR	B-6,7
CHAIN	A-8
CLUTCH	C-5,6
COWLING 1	F-5-7
CRANKCASE	B-9,10
CRANKCASE COVER	B-11,12
CRANKSHAFT	A-7
CYLINDER	A-6
CYLINDER HEAD	A-5
ELECTRICAL 1	G-5
ELECTRICAL 2	G-6,7
EXHAUST	B-8
FOOTREST	F-2,3
FRAME	D-1
FRONT BRAKE CALIPER	E-7
FENDER	D-2,3
FRONT FORK	D-9-12
FRONT MASTER CYL. 1	E-12
FRONT MASTER CYL. 2	F-1
FRONT WHEEL	E-6
FUEL TANK	E-2-4
GENERATOR	C-1
GOVERNOR	C-2
HANDLEBAR	E-11
HANDLE SWITCH	G-8
HEADLIGHT	G-2
LEVER	G-8
METER	G-1
OIL COOLER	B-1
OIL FILTER	A-12
OIL PUMP	A-11
PICK UP COIL	C-2
PISTON	A-7
REAR BRAKE CALIPER	E-10
REAR MASTER CYL.	F-4
REAR SHOCKS	D-8
REAR WHEEL	E-8,9
SEAT	E-5
SERVICE DATA	J-1
SHIFT CAM	C-9
SHIFT FORK	C-9
SHIFT SHAFT	C-10
SIDE COVER	D-4,5
STAND	F-2,3
STARTER	C-3
STARTING MOTOR	C-4
STEERING	E-1
SWING ARM	D-6,7
TAILLIGHT	G-3
TECHNICAL BULLETINS	K-Row
TRANSMISSION	C-7,8
URNSIGNAL	G-4
VALVE	A-9,10



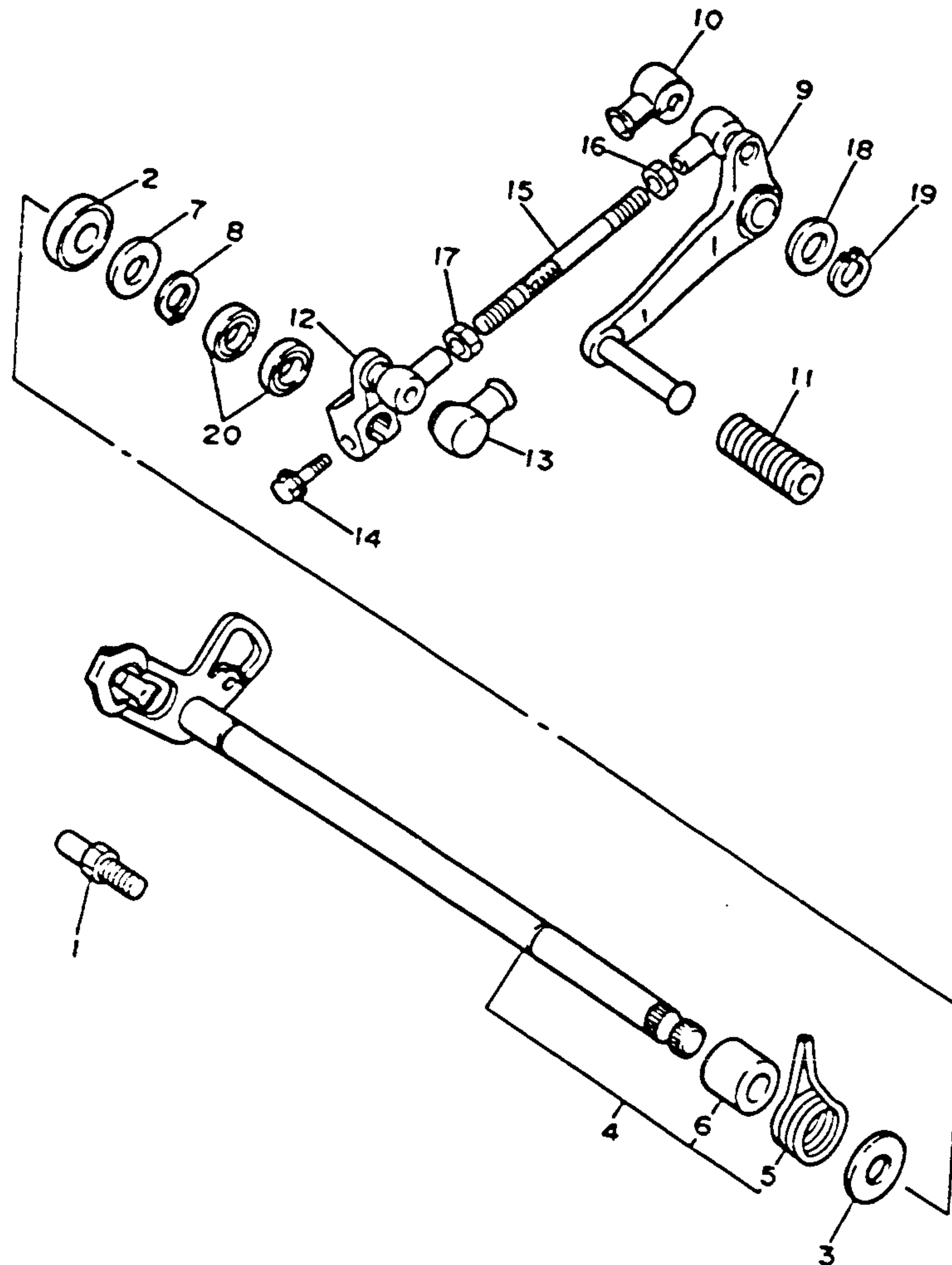
36Y310-4170

# SHIFT SHAFT

## CONTENTS

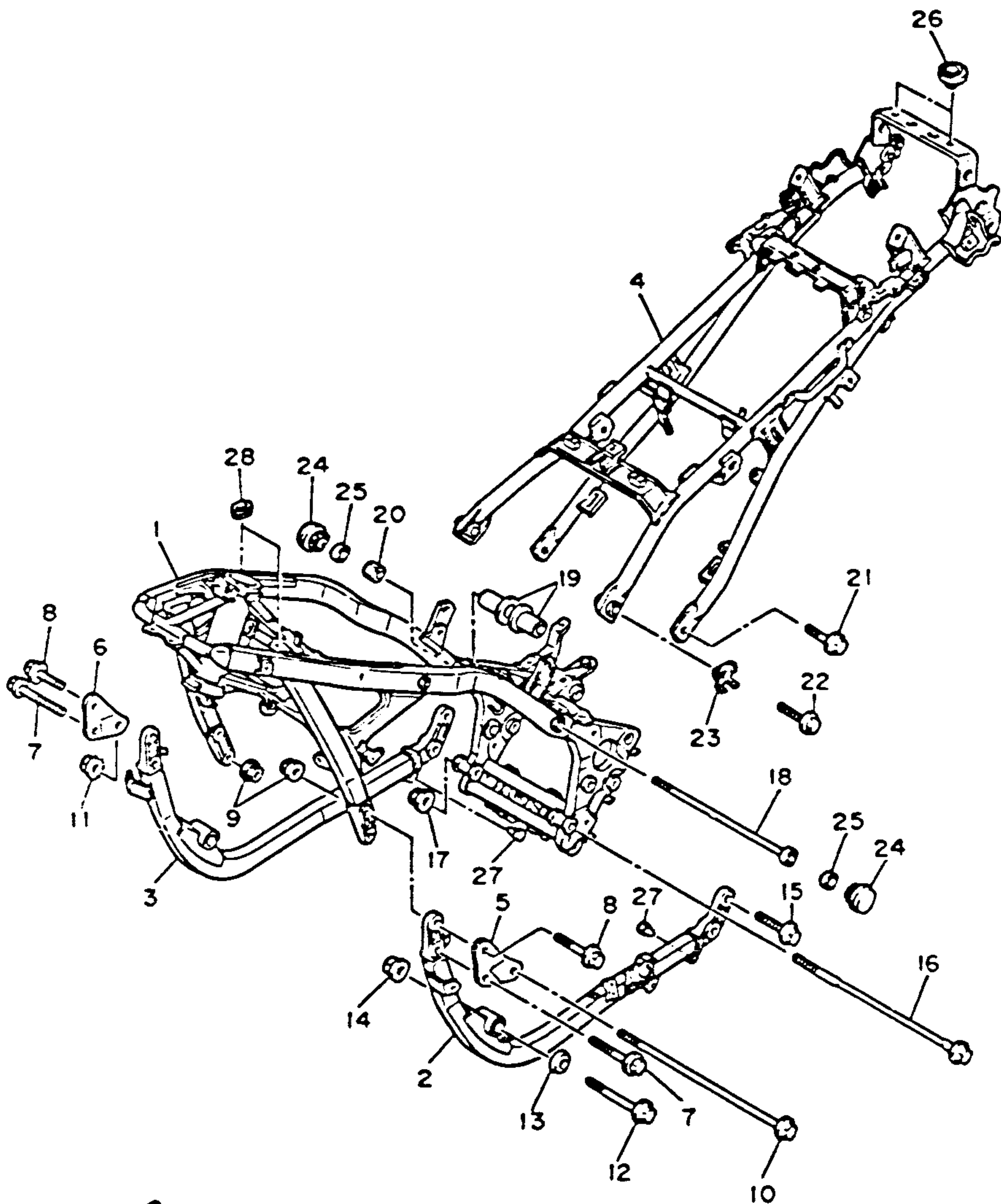
Ref. No.	Part Number	Description	S	SC	Remarks
1	4G0-18127-00-00	STOPPER, screw ...	1	1	
2	93102-12106-00	OIL SEAL .....	1	1	
3	90201-12588-00	WASHER, plate ....	1	1	
4	1TX-18101-00-00	SHIFT SHAFT ASS'Y	1	1	
5	90508-32682-00	. SPRING, torsion ..	1	1	
6	90387-114K8-00	. COLLAR .....	1	1	
7	90201-12575-00	WASHER, plate ....	1	1	
8	99001-10600-00	CIRCLIP .....	1	1	
9	1UX-18111-00-00	PEDAL, shift .....	1	1	
10	2H9-18154-00-00	COVER, dust .....	1	1	
11	132-18113-01-00	COVER, shift pedal	1	1	
12	1UX-18112-00-00	ARM, shift .....	1	1	
13	2H9-18154-00-00	COVER, dust .....	1	1	
14	95821-06020-00	BOLT, flange .....	1	1	
15	36Y-18115-00-00	ROD, shift .....	1	1	
16	90170-06228-00	NUT .....	1	1	
17	95303-06700-00	NUT .....	1	1	
18	90201-124E4-00	WASHER Plate (90201-12688) ....	1	1	
19	99009-12400-00	CIRCLIP .....	1	1	
20	93109-12053-00	OIL SEAL .....	2	2	

AIR FILTER	B-2~5
CABLE	E-11
CAMSHAFT	A-8
CARBURETOR	B-6.7
CHAIN	A-8
CLUTCH	C-5.6
COWLING 1	F-5~7
CRANKCASE	B-9.10
CRANKCASE COVER	B-11.12
CRANKSHAFT	A-7
CYLINDER	A-6
CYLINDER HEAD	A-5
ELECTRICAL 1	G-5
ELECTRICAL 2	G-6.7
EXHAUST	B-8
FOOTREST	F-2.3
FRAME	D-1
FRONT BRAKE CALIPER	E-7
FENDER	D-2.3
FRONT FORK	D-9~12
FRONT MASTER CYL. 1	E-12
FRONT MASTER CYL. 2	F-1
FRONT WHEEL	E-6
FUEL TANK	E-2~4
GENERATOR	C-1
GOVERNOR	C-2
HANDLEBAR	E-11
HANDLE SWITCH	G-8
HEADLIGHT	G-2
LEVER	G-8
METER	G-1
OIL COOLER	B-1
OIL FILTER	A-12
OIL PUMP	A-11
PICK UP COIL	C-2
PISTON	A-7
REAR BRAKE CALIPER	E-10
REAR MASTER CYL.	F-4
REAR SHOCKS	D-8
REAR WHEEL	E-8.9
SEAT	E-5
SERVICE DATA	J-1
SHIFT CAM	C-9
SHIFT FORK	C-9
SHIFT SHAFT	C-10
SIDE COVER	D-4.5
STAND	F-2.3
STARTER	C-3
STARTING MOTOR	C-4
STEERING	E-1
SWING ARM	D-6.7
TAILLIGHT	G-3
TECHNICAL BULLETINS	K-Row
TRANSMISSION	C-7.8
URNSIGNAL	G-4
VALVE	A-9.10



1UX110-6180





## FRAME

Ref. No.	Part Number	Description	S	SC	Remarks
1	1UX-21110-00-35	FRAME COMP . . . . .	1		Silver
	1WJ-21110-01-35	FRAME COMP (1WJ-21110-00-35).		1	Silver
2	1WJ-21140-00-35	DOWN TUBE COMP	1	1	Silver
3	1WJ-21150-00-35	DOWN TUBE COMP 2	1	1	Silver
4	1TX-21190-00-33	REAR FRAME COMP	1	1	Yamaha Blk
5	36Y-21315-00-00	STAY, engine 2 . . . .	1	1	
6	36Y-21316-00-00	STAY, engine 3 . . . .	1	1	
7	90105-08310-00	BOLT, washer based	2	2	
8	90105-08311-00	BOLT, washer based	2	2	
9	90179-08246-00	NUT . . . . .	4	4	
10	90105-10313-00	BOLT, washer based	1	1	
11	90179-10247-00	NUT . . . . .	1	1	
12	90105-10312-00	BOLT, washer based	2	2	
13	90208-10039-00	WASHER, conical spring . . . . .	2	2	
14	90179-10247-00	NUT . . . . .	2	2	
15	90105-08311-00	BOLT, washer based	4	4	
16	90105-12314-00	BOLT, washer based	1	1	
17	90179-12421-00	NUT . . . . .	1	1	
18	90110-10073-00	BOLT, hexagon socket head . . . . .	1	1	
19	90387-113L4-00	COLLAR . . . . .	2	2	
20	90179-10377-00	NUT . . . . .	1	1	
21	90105-10308-00	BOLT, washer based	2	2	
22	90101-10524-00	BOLT . . . . .	2	2	
23	36Y-21491-00-00	WASHER, lock . . . . .	2	2	
24	36Y-21470-00-00	CAP (36Y-2143A-00)	2	2	
25	36Y-21485-00-00	DAMPER, rubber 1..	2	2	
26	1L9-24741-00-00	PAD, seat . . . . .	2	2	
27	4G0-21639-00-00	DAMPER 2 . . . . .	2	2	
28	90480-01430-00	GROMMET . . . . .	2	2	

## CONTENTS

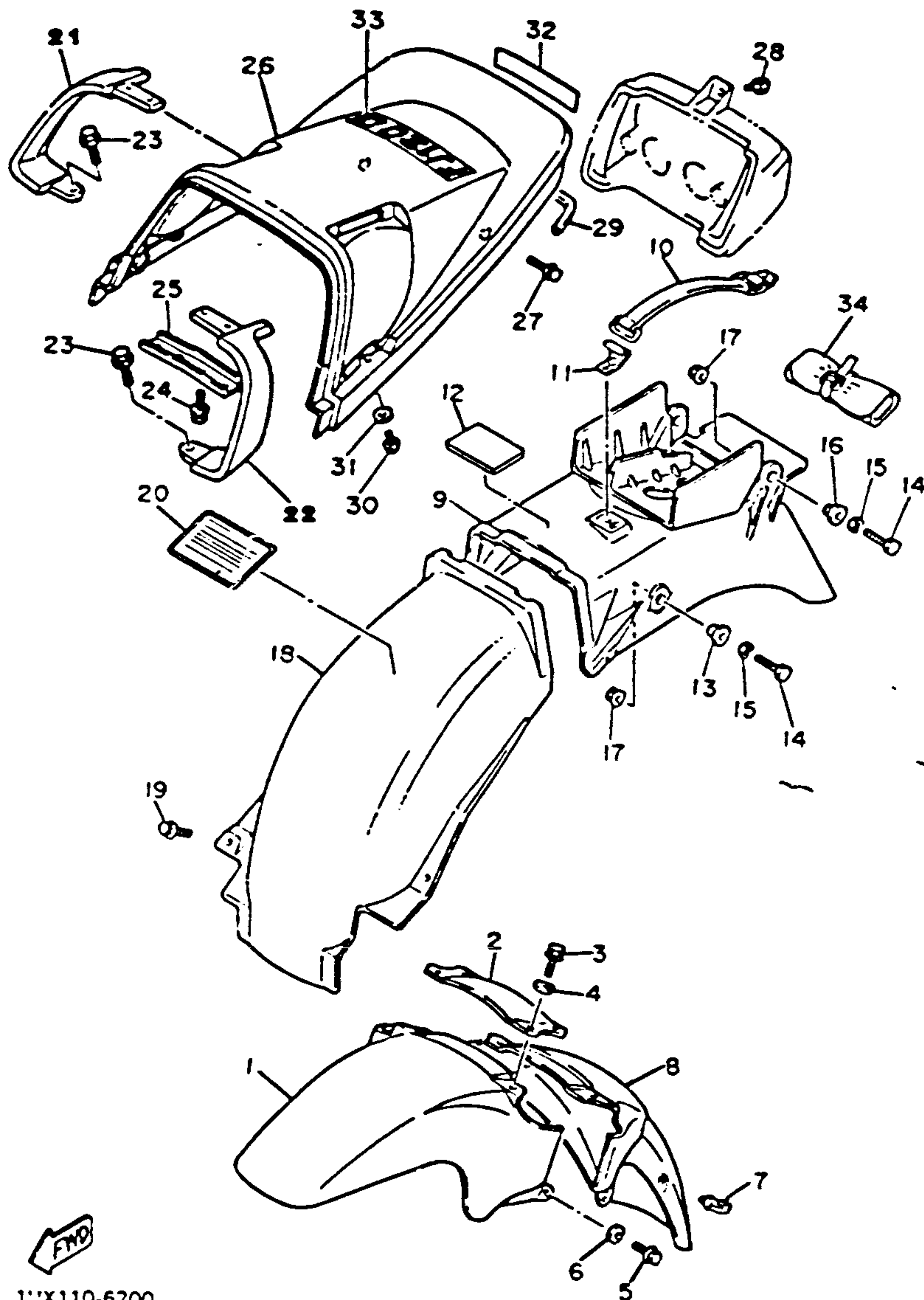
AIR FILTER	B-2-5
CABLE	E-1
CAMSHAFT	A-8
CARBURETOR	B-6.7
CHAIN	A-8
CLUTCH	C-5.6
COWLING 1	F-5-7
CRANKCASE	B-9.10
CRANKCASE COVER	B-11.12
CRANKSHAFT	A-7
CYLINDER	A-6
CYLINDER HEAD	A-5
ELECTRICAL 1	G-5
ELECTRICAL 2	G-6.7
EXHAUST	B-8
FOOTREST	F-2.3
FRAME	D-1
FRONT BRAKE CALIPER	E-7
FENDER	D-2.3
FRONT FORK	D-9-12
FRONT MASTER CYL. 1	E-12
FRONT MASTER CYL. 2	F-1
FRONT WHEEL	E-6
FUEL TANK	E-2-4
GENERATOR	C-1
GOVERNOR	C-2
HANDLEBAR	E-11
HANDLE SWITCH	G-8
HEADLIGHT	G-2
LEVER	A-8
METER	G-1
OIL COOLER	B-1
OIL FILTER	A-12
OIL PUMP	A-11
PICK UP COIL	C-2
PISTON	A-7
REAR BRAKE CALIPER	E-10
REAR MASTER CYL.	F-4
REAR SHOCKS	D-8
REAR WHEEL	E-8.9
SEAT	E-5
SERVICE DATA	J-1
SHIFT CAM	C-9
SHIFT FORK	C-9
SHIFT SHAFT	C-10
SIDE COVER	D-4.5
STAND	F-2.3
STARTER	C-3
STARTING MOTOR	C-4
STEERING	E-1
SWING ARM	D-6.7
TAILLIGHT	G-3
TECHNICAL BULLETINS	K-Row
TRANSMISSION	C-7.8
URNSIGNAL	G-4
VALVE	A-9.10

See Service Data, Grid J-Row.

D-1



1UX110-6190



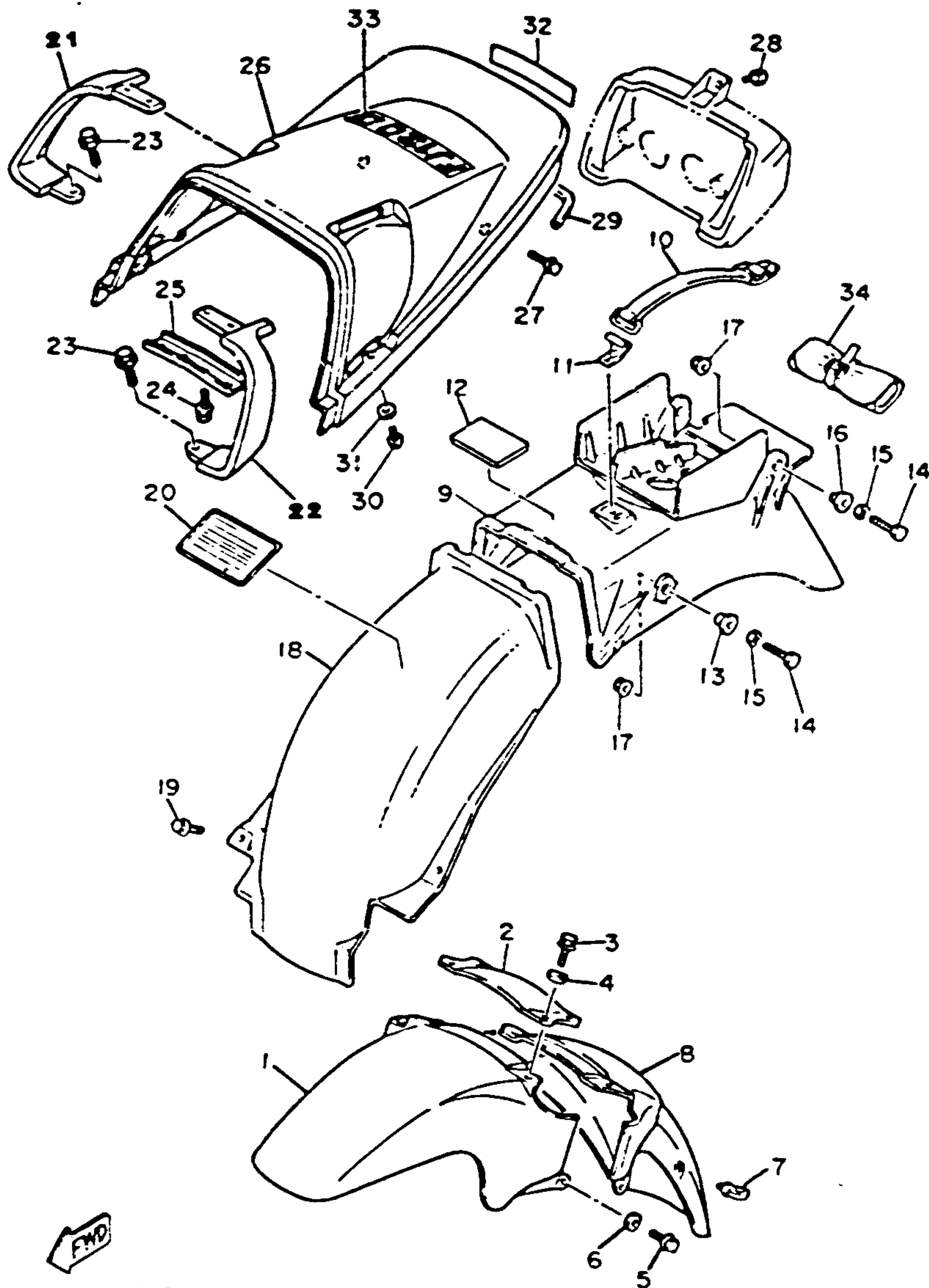
## FENDER

Ref. No.	Part Number	Description	S	SC	Remarks
1	36Y-21511-01-AJ	FENDER, front (36Y-21511-00-AJ)	1	1	Stormy Red
2	36Y-21512-00-00	BRACKET, fender...	1	1	
3	95023-06020-00	BOLT, flange (95021-06020)	4	4	
4	90201-06052-00	WASHER Plate	4	4	
5	95026-06020-00	BOLT, flange	2	2	
6	90201-062A8-00	WASHER, Plate	2	2	
7	1A8-21518-00-00	HOLDER, cable	1	1	
8	36Y-21556-01-AJ	FENDER, front 2 (36Y-21556-00-AJ)	1	1	Stormy Red/Blk
9	47M-W2161-00-00	REAR FENDER COMP.	1	1	
10	36Y-21376-00-00	BAND, tool	1	1	
11	36Y-2175R-00-00	HOOK, bank	1	1	
12	26H-2848K-00-00	SEAT 2	1	1	
13	90387-06648-00	COLLAR	2	2	
14	97003-06020-00	BOLT (97303-06020)	4		
	97001-06020-00	BOLT (97003-06020)	4	4	
15	92990-06100-00	WASHER, spring	4	4	
16	90387-064L2-00	COLLAR	2	2	
17	95706-06100-00	NUT, flange	4	4	
18	36Y-21629-00-00	GUARD, mud	1	1	

## CONTENTS

AIR FILTER	B-2-5
CABLE	E-11
CAMSHAFT	A-8
CARBURETOR	B-6,7
CHAIN	A-8
CLUTCH	C-5,6
COWLING 1	F-5-7
CRANKCASE	B-9,10
CRANKCASE COVER	B-11,12
CRANKSHAFT	A-7
CYLINDER	A-6
CYLINDER HEAD	A-5
ELECTRICAL 1	G-5
ELECTRICAL 2	G-6,7
EXHAUST	B-8
FOOTREST	F-2,3
FRAME	D-1
FRONT BRAKE CALIPER	E-7
FENDER	D-2,3
FRONT FORK	D-9-12
FRONT MASTER CYL. 1	E-12
FRONT MASTER CYL. 2	F-1
FRONT WHEEL	E-6
FUEL TANK	E-2-4
GENERATOR	C-1
GOVERNOR	C-2
HANDLEBAR	E-11
HANDLE SWITCH	G-8
HEADLIGHT	G-2
LEVER	G-8
METER	G-1
OIL COOLER	B-1
OIL FILTER	A-12
OIL PUMP	A-11
PICK UP COIL	C-2
PISTON	A-7
REAR BRAKE CALIPER	E-10
REAR MASTER CYL.	F-4
REAR SHOCKS	D-8
REAR WHEEL	E-8,9
SEAT	E-5
SERVICE DATA	J-1
SHIFT CAM	C-9
SHIFT FORK	C-9
SHIFT SHAFT	C-10
SIDE COVER	D-4,5
STAND	F-2,3
STARTER	C-3
STARTING MOTOR	C-4
STEERING	E-1
SWING ARM	D-6,7
TAILLIGHT	G-3
TECHNICAL BULLETINS	K-Row
TRANSMISSION	C-7,8
URNSIGNAL	G-4
VALVE	A-9,10



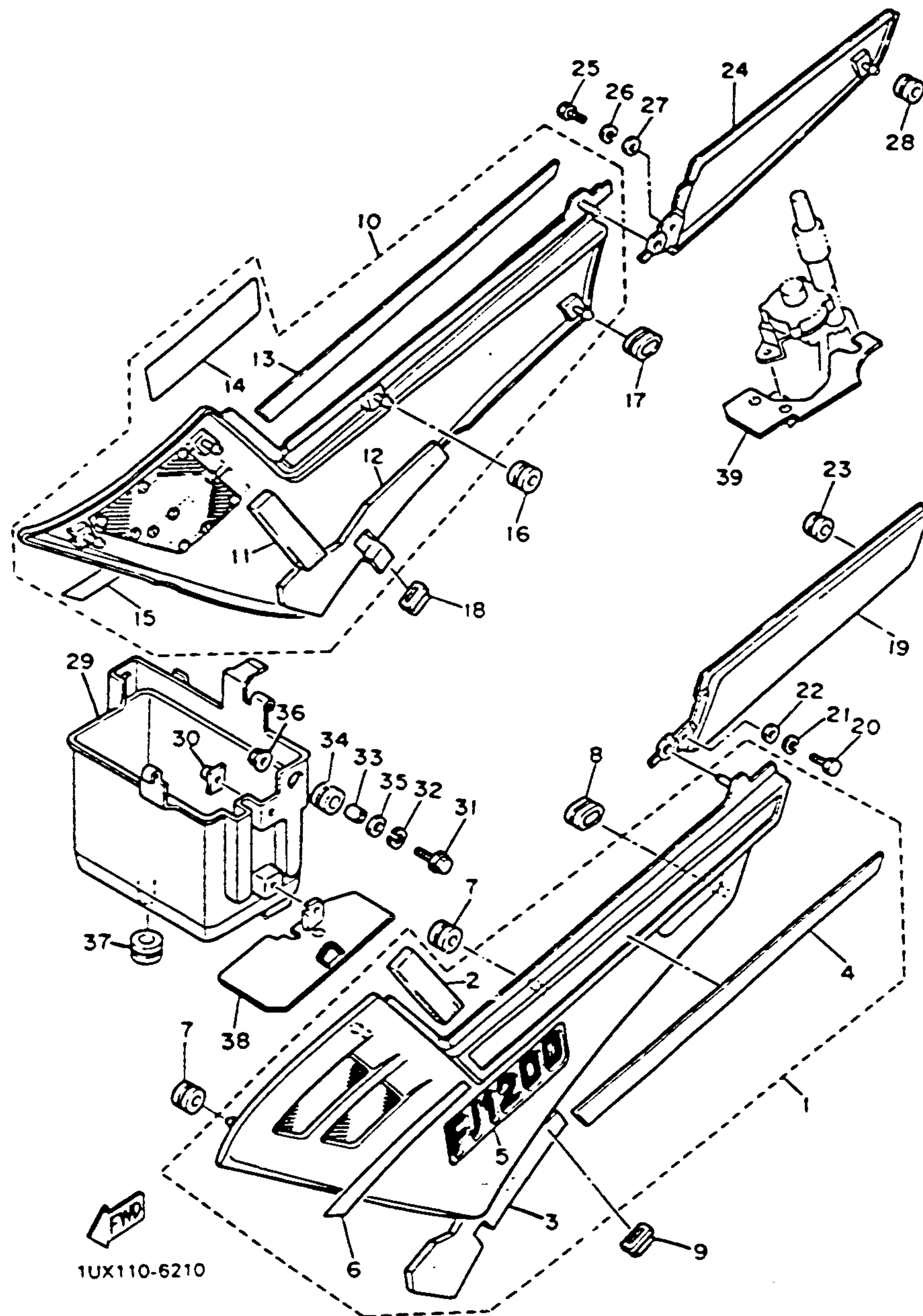


## FENDER

Ref. No.	Part Number	Description	S	SC	Remarks
19	90119-06056-00	BOLT, w/washer ...	2	2	
20	1UX-21683-60-00	PLATE, specification	1	1	
21	1TX-21645-00-00	STAY, rear .....	1	1	
22	1TX-21644-00-00	STAY, rear .....	1	1	
23	95821-08020-00	BOLT, flange (95822-08020) ....	2	2	
24	95822-06014-00	BOLT, flange .....	4	4	
25	1TX-2164F-00-0	STAY 1 .....	1	1	
26	1TX-W2165-00-3X	COVER, rear fender (1TX-21651-00-3X) .	1	1	Stormy Red/ Yamaha Blk
27	90119-06044-00	BOLT, w/washer ...	2	2	
28	36Y-21639-C0-00	DAMPER 2 .....	1	1	
29	36Y-21649-00-00	DAMPER .....	1	1	
30	98501-05010-00	SCREW, panhead ...	2	2	
31	92990-05200-00	WASHER, Plain ....	2	2	
32	36Y-2163G-00-00	EMBLEM 1 .....	1	1	
33	1WJ-21663-00-00	GRAPHIC, tailcover	1	1	
34	36Y-28100-01-00	TOOL KIT .....	1	1	

## CONTENTS

AIR FILTER	B-2-5
CABLE	E-11
CAMSHAFT	A-8
CARBURETOR	B-8,7
CHAIN	A-8
CLUTCH	C-5,6
COWLING 1	F-5-7
CRANKCASE	B-9,10
CRANKCASE COVER	B-11,12
CRANKSHAFT	A-7
CYLINDER	A-6
CYLINDER HEAD	A-5
ELECTRICAL 1	G-5
ELECTRICAL 2	G-6,7
EXHAUST	B-8
FOOTREST	F-2,3
FRAME	D-1
FRONT BRAKE CALIPER	E-7
FENDER	D-2,3
FRONT FORK	D-9-12
FRONT MASTER CYL. 1	E-12
FRONT MASTER CYL. 2	F-1
FRONT WHEEL	E-6
FUEL TANK	E-2-4
GENERATOR	C-1
GOVERNOR	C-2
HANDLEBAR	E-11
HANDLE SWITCH	G-8
HEADLIGHT	G-2
LEVER	G-8
METER	G-1
OIL COOLER	B-1
OIL FILTER	A-12
OIL PUMP	A-11
PICK UP COIL	C-2
PISTON	A-7
REAR BRAKE CALIPER	E-10
REAR MASTER CYL.	F-4
REAR SHOCKS	D-8
REAR WHEEL	E-8,9
SEAT	E-5
SERVICE DATA	J-1
SHIFT CAM	C-9
SHIFT FORK	C-9
SHIFT SHAFT	C-10
SIDE COVER	D-4,5
STAND	F-2,3
STARTER	C-3
STARTING MOTOR	C-4
STEERING	E-1
SWING ARM	D-6,7
TAILLIGHT	G-3
TECHNICAL BULLETINS	K-Row
TRANSMISSION	C-7,8
URNSIGNAL	G-4
VALVE	A-9,10



1UX110-6210

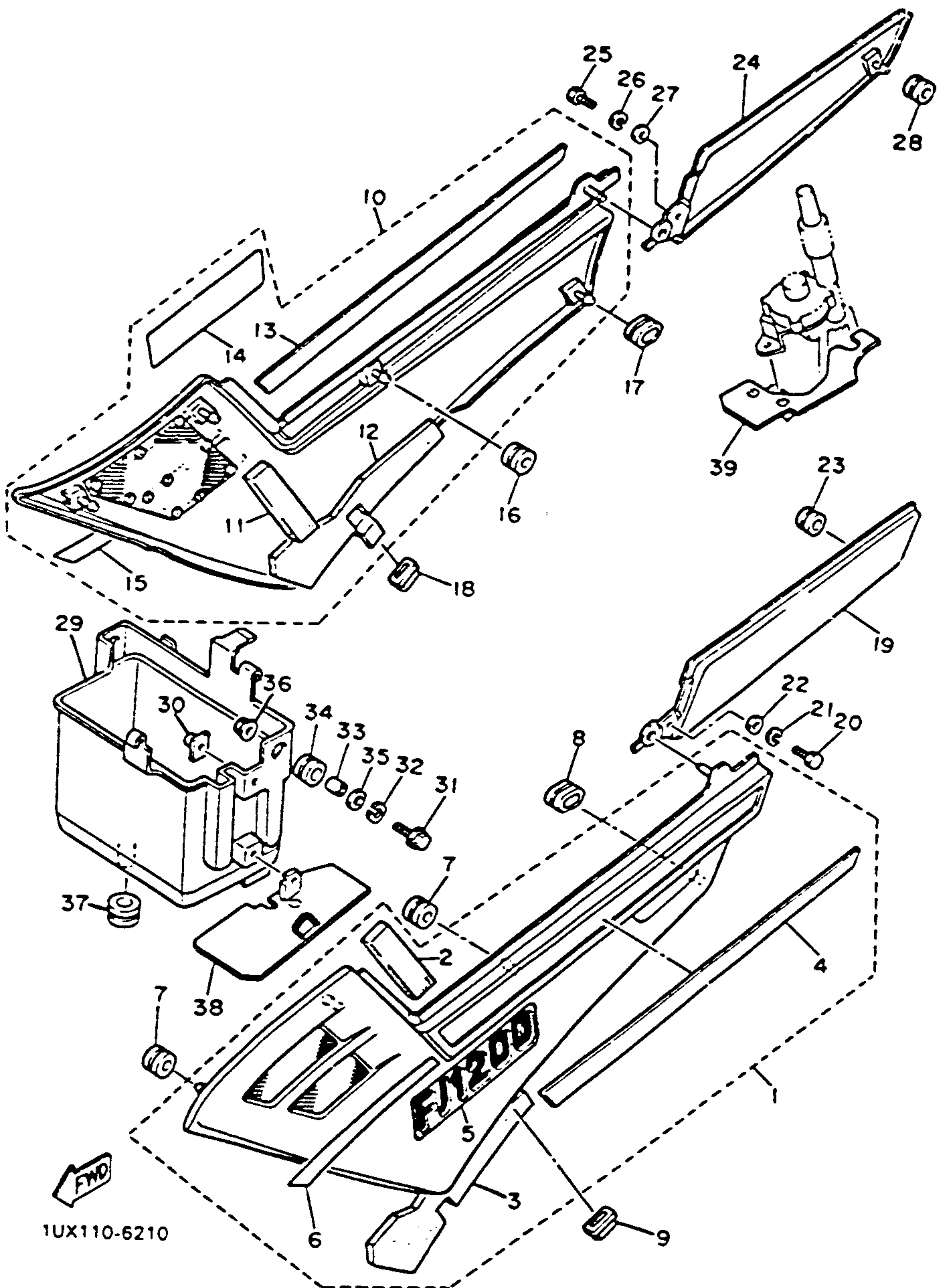
## SIDE COVER

Ref. No.	Part Number	Description	S	SC	Remarks
1	1WJ-Y2171-01-6X COVER, side 1 . . . . .		1	1	Silky Wht/ Stormy Red
2	36Y-21735-00-00 . SEAL 2 . . . . .		1	1	
3	36Y-21746-01-00 . DAMPER . . . . .		1	1	
4	36Y-2171L-00-00 . MOLE, side cover 1 . . . . .		1	1	
5	1WJ-2173E-00-00 . GRAPHIC 1 . . . . .		1	1	for SW/SMR
6	36Y-2173F-00-00 . GRAPHIC 2 . . . . .		1	1	
7	90480-01401-00 GROMMET (90480-01141) . . . . .		3	3	
8	90480-13369-00 GROMMET . . . . .		1	1	
9	90480-01390-00 GROMMET . . . . .		1	1	
10	1WJ-Y2172-01-6X COVER, side 2 . . . . .		1	1	Silky Wht/ Stormy Red
11	36Y-21735-00-00 . SEAL 2 . . . . .		1	1	
12	36Y-21747-01-00 . DAMPER . . . . .		1	1	
13	36Y-2171M-00-00 . MOLE, side cover 2 . . . . .		1		
	1WJ-2171M-00-00 . MOLE, side cover 2 . . . . .			1	
14	1WJ-2173E-00-00 . GRAPHIC 1 . . . . .		1	1	for SW/SMR
15	36Y-2174G-00-00 . GRAPHIC 3 . . . . .		1	1	
16	90480-01401-00 GROMMET (90480-01141) . . . . .		3	3	
17	90480-13369-00 GROMMET . . . . .		1	1	
18	90480-01390-00 GROMMET . . . . .		1	1	

## CONTENTS

AIR FILTER	B-2-5
CABLE	E-11
CAMSHAFT	A-8
CARBURETOR	B-6,7
CHAIN	A-8
CLUTCH	C-5,6
COWLING 1	F-6-7
CRANKCASE	B-9,10
CRANKCASE COVER	B-11,12
CRANKSHAFT	A-7
CYLINDER	A-6
CYLINDER HEAD	A-5
ELECTRICAL 1	G-5
ELECTRICAL 2	G-6,7
EXHAUST	B-8
FOOTREST	F-2,3
FRAME	D-1
FRONT BRAKE CALIPER	E-7
FENDER	D-2,3
FRONT FORK	D-9-12
FRONT MASTER CYL. 1	E-12
FRONT MASTER CYL. 2	F-1
FRONT WHEEL	E-6
FUEL TANK	E-2-4
GENERATOR	C-1
GOVERNOR	C-2
HANDLEBAR	E-11
HANDLE SWITCH	G-8
HEADLIGHT	G-2
LEVER	G-8
METER	G-1
OIL COOLER	B-1
OIL FILTER	A-12
OIL PUMP	A-11
PICK UP COIL	C-2
PISTON	A-7
REAR BRAKE CALIPER	E-10
REAR MASTER CYL.	F-4
REAR SHOCKS	D-8
REAR WHEEL	E-8,9
SEAT	E-5
SERVICE DATA	J-1
SHIFT CAM	C-9
SHIFT FORK	C-9
SHIFT SHAFT	C-10
SIDE COVER	D-4,5
STAND	F-2,3
STARTER	C-3
STARTING MOTOR	C-4
STEERING	E-1
SWING ARM	D-6,7
TAILLIGHT	G-3
TECHNICAL BULLETINS	K-Row
TRANSMISSION	C-7,8
TURN SIGNAL	G-4
VALVE	A-9,10



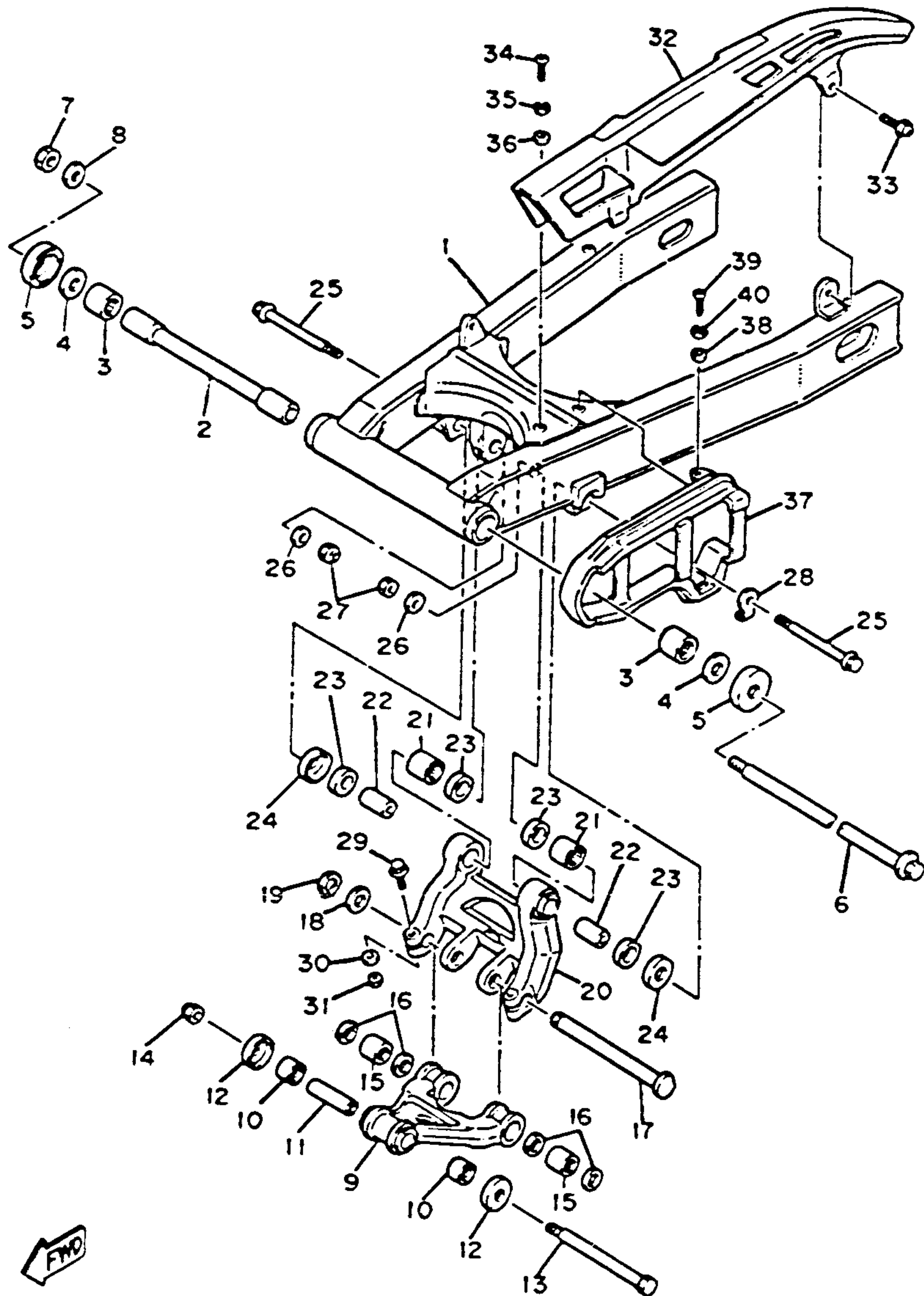


# SIDE COVER

## CONTENTS

Ref. No.	Part Number	Description	S	SC	Remarks
19	36Y-21731-00-GE	COVER, side 3 . . . . .	1	1	Silky Wht
20	97313-06016-00	BOLT (97301-06016)	1	1	
21	92990-06100-00	WASHER, spring . . .	1	1	
22	90201-062G3-00	WASHER, Plate . . . .	1	1	
23	90480-13163-00	GROMMET . . . . .	1	1	
24	36Y-21741-00-GE	COVER, side 4 . . . . .	1	1	Silky Wht
25	97313-06016-00	BOLT (97301-06016)	1	1	
26	92990-06100-00	WASHER, spring . . .	1	1	
27	90201-062G3-00	WASHER, Plate . . . .	1	1	
28	90480-13163-00	GROMMET . . . . .	1	1	
29	36Y-21245-00-00	BOX . . . . .	1	1	
30	31A-14477-00-00	PLATE . . . . .	2	2	
31	97011-06020-00	BOLT (97321-06020)	2	2	
32	92990-06100-00	WASHER, spring . . .	2	2	
33	90387-060A7-00	COLLAR . . . . .	2	2	
34	90480-16233-00	GROMMET . . . . .	2	2	
35	90201-06407-00	WASHER, Plate . . . .	2	2	
36	95311-06600-00	NUT . . . . .	2	2	
37	90480-23192-00	GROMMET . . . . .	1	1	
38	36Y-2172G-00-00	PANEL 2 . . . . .	1	1	
39	36Y-2172H-00-00	PANEL 1 . . . . .	1	1	

AIR FILTER	B-2-5
CABLE	E-11
CAMSHAFT	A-8
CARBURETOR	B-6,7
CHAIN	A-8
CLUTCH	C-5,6
COWLING 1	F-5-7
CRANKCASE	B-9,10
CRANKCASE COVER	B-11,12
CRANKSHAFT	A-7
CYLINDER	A-6
CYLINDER HEAD	A-5
ELECTRICAL 1	G-5
ELECTRICAL 2	G-6,7
EXHAUST	B-8
FOOTREST	F-2,3
FRAME	D-1
FRONT BRAKE CALIPER	E-7
FENDER	D-2,3
FRONT FORK	D-9-12
FRONT MASTER CYL. 1	E-12
FRONT MASTER CYL. 2	F-1
FRONT WHEEL	E-6
FUEL TANK	E-2-4
GENERATOR	C-1
GOVERNOR	C-2
HANDLEBAR	E-11
HANDLE SWITCH	G-8
HEADLIGHT	G-2
LEVER	G-8
METER	G-1
OIL COOLER	B-1
OIL FILTER	A-12
OIL PUMP	A-11
PICK UP COIL	C-2
PISTON	A-7
REAR BRAKE CALIPER	E-10
REAR MASTER CYL.	F-4
REAR SHOCKS	D-8
REAR WHEEL	E-8,9
SEAT	E-5
SERVICE DATA	J-1
SHIFT CAM	C-9
SHIFT FORK	C-9
SHIFT SHAFT	C-10
SIDE COVER	D-4,5
STAND	F-2,3
STARTER	C-3
STARTING MOTOR	C-4
STEERING	E-1
SWING ARM	D-6,7
TAILLIGHT	G-3
TECHNICAL BULLETINS	K-Row
TRANSMISSION	C-7,8
TURN SIGNAL	G-4
VALVE	A-9,10



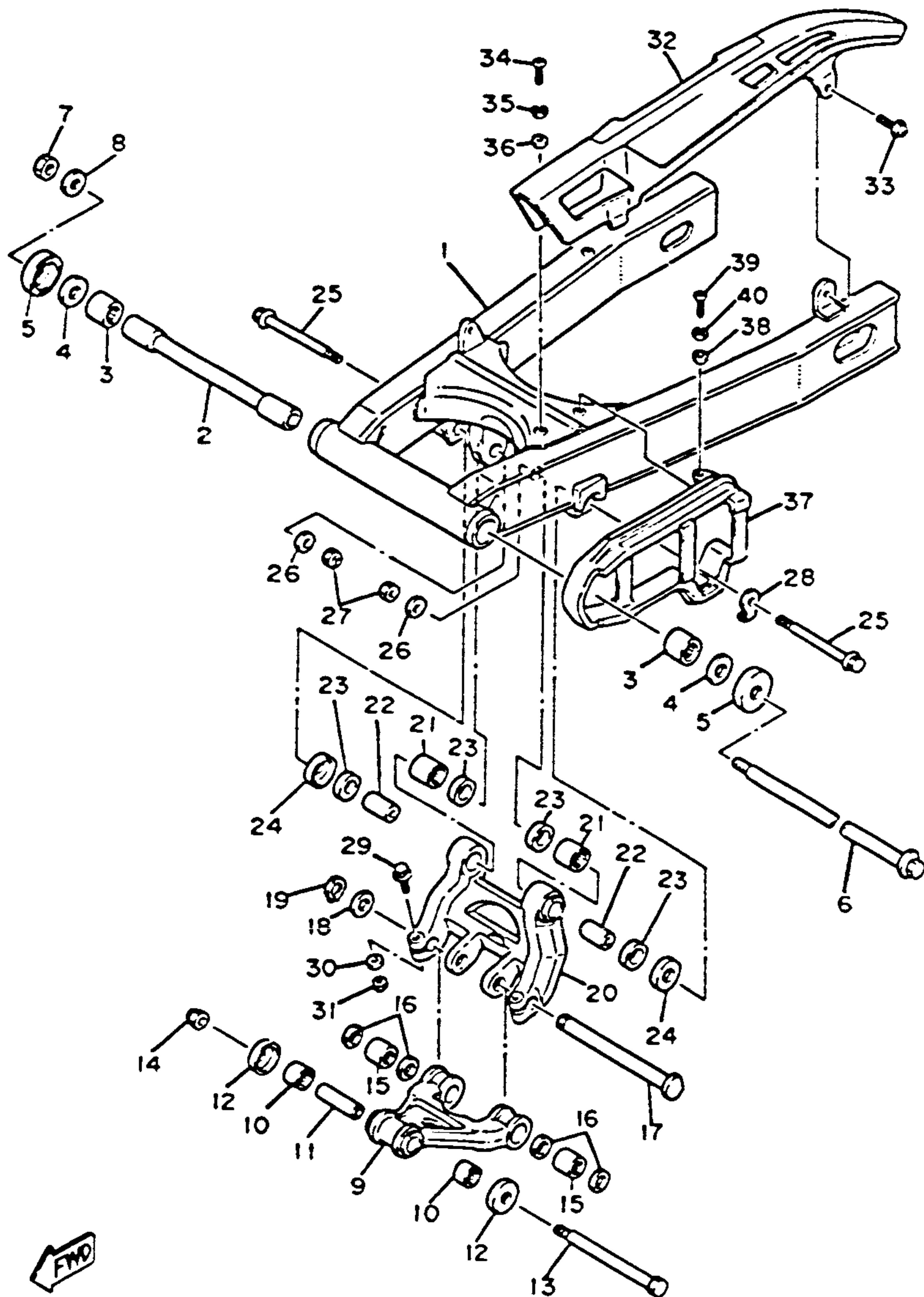
## SWING ARM

Ref. No.	Part Number	Description	S	SC	Remarks
1	36Y-22110-00-00	REAR ARM COMP ..	1	1	
2	36Y-22184-00-00	BUSH .....	1	1	
3	93317-42550-00	BEARING, cylindrical	2	2	
4	36Y-22127-00-00	SHIM .....	2	2	
5	36Y-22128-00-00	COVER, thrust 1 ...	2	2	
6	36Y-22141-00-00	SHAFT, pivot .....	1	1	
7	90185-14070-00	NUT, self-locking ...	1	1	
8	90201-14222-00	WASHER, plate ....	1	1	
9	1AE-2217A-00-00	ARM, relay .....	1	1	
10	93315-21813-00	BEARING, cylindrical	2	2	
11	90387-123M4-00	COLLAR .....	1	1	
12	36Y-22129-00-00	COVER, thrust 2 ...	2	2	
13	90101-12605-00	BOLT .....	1	1	
14	95611-12100-00	NUT, u .....	1	1	
15	93315-31841-00	BEARING, cylindrical	2	2	
16	93110-18017-00	OIL SEAL .....	4	4	
17	1AE-22121-00-00	SHAFT 1 .....	1	1	
18	90201-187H4-00	WASHER, plate ....	1	1	
19	99009-18400-00	CIRCLIP .....	1	1	
20	1AE-2217M-00-00	ARM 1 .....	1	1	

## CONTENTS

AIR FILTER	B-2-5
CABLE	E-11
CAMSHAFT	A-8
CARBURETOR	B-6,7
CHAIN	A-8
CLUTCH	C-5,6
COWLING 1	F-5-7
CRANKCASE	B-9,10
CRANKCASE COVER	B-11,12
CRANKSHAFT	A-7
CYLINDER	A-6
CYLINDER HEAD	A-5
ELECTRICAL 1	G-5
ELECTRICAL 2	G-6,7
EXHAUST	B-8
FOOTREST	F-2,3
FRAME	D-1
FRONT BRAKE CALIPER	E-7
FENDER	D-2,3
FRONT FORK	D-9-12
FRONT MASTER CYL. 1	E-12
FRONT MASTER CYL. 2	F-1
FRONT WHEEL	E-6
FUEL TANK	E-2-4
GENERATOR	C-1
GOVERNOR	C-2
HANDLEBAR	E-11
HANDLE SWITCH	G-8
HEADLIGHT	G-2
LEVER	G-8
METER	G-1
OIL COOLER	B-1
OIL FILTER	A-12
OIL PUMP	A-11
PICK UP COIL	C-2
PISTON	A-7
REAR BRAKE CALIPER	E-10
REAR MASTER CYL.	F-4
REAR SHOCKS	D-8
REAR WHEEL	E-8,9
SEAT	E-5
SERVICE DATA	J-1
SHIFT CAM	C-9
SHIFT FORK	C-9
SHIFT SHAFT	C-10
SIDE COVER	D-4,5
STAND	F-2,3
STARTER	C-3
STARTING MOTOR	C-4
STEERING	E-1
SWING ARM	D-6,7
TAILLIGHT	G-3
TECHNICAL BULLETINS	K-Row
TRANSMISSION	C-7,8
URNSIGNAL	G-4
VALVE	A-9,10



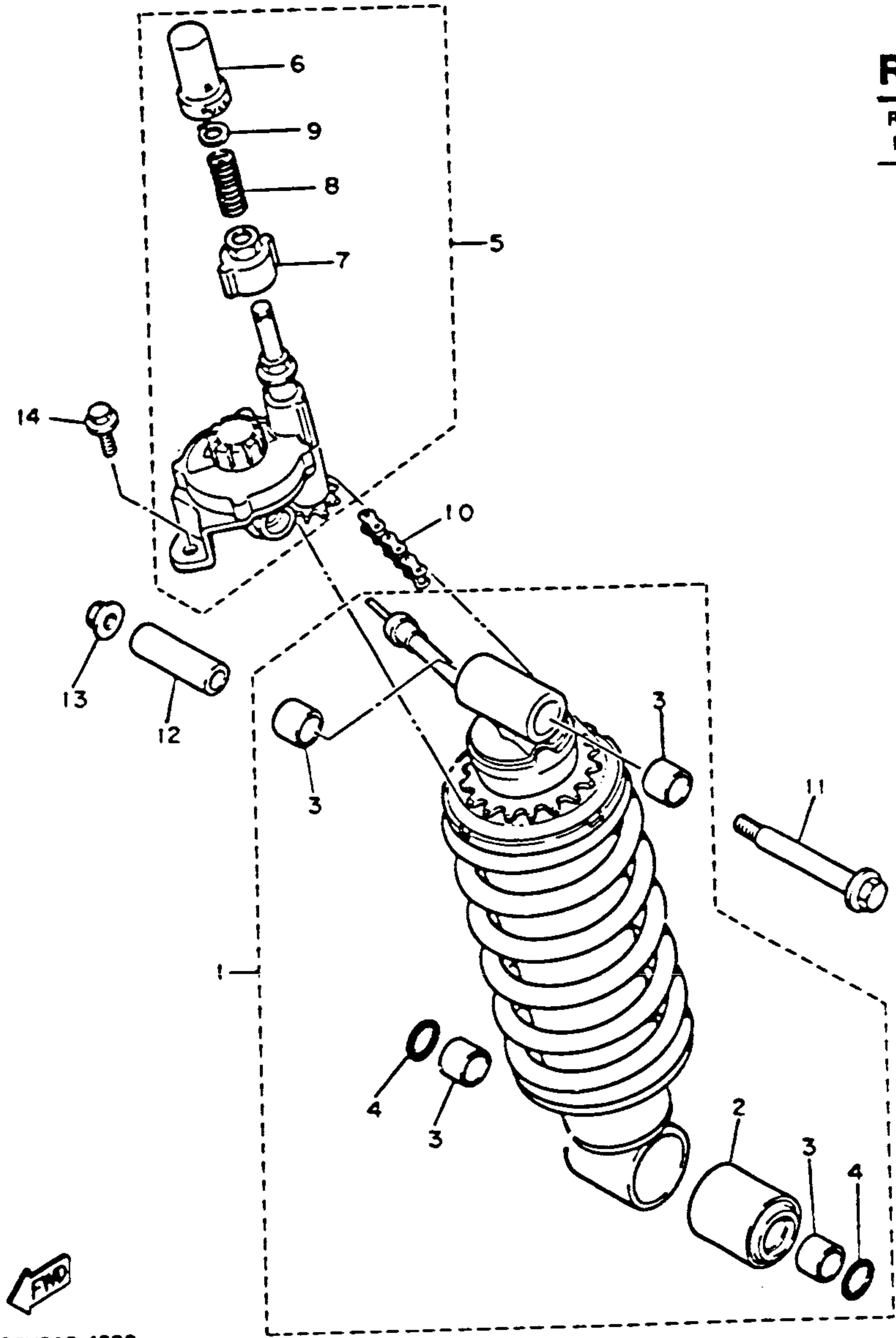


## SWING ARM

Ref. No.	Part Number	Description	S	SC	Remarks
21	93315-32042-00	BEARING, cylindrical	2	2	
22	90387-123M3-00	COLLAR	2	2	
23	93109-20029-00	OIL SEAL	4	4	
24	1AE-22129-00-00	COVER, thrust 2	2	2	
25	90105-12309-00	BOLT, washer based	2	2	
26	90201-126A7-00	WASHER, plate	2	2	
27	95611-12100-00	NUT, u	2	2	
28	1TX-22156-00-00	WASHER, Plate	1	1	
29	95811-06045-00	BOLT, flange	2	2	
30	90201-061A5-00	WASHER, Plate (92901-06600)	2	2	
31	95611-06100-00	NUT, u	2	2	
32	36Y-22311-00-00	CASE, chain	1	1	
33	90159-06084-00	SCREW, w/washer	1	1	
34	92580-06020-00	SCREW, panhead (92503-06020)	1	1	
35	92990-06100-00	WASHER, spring	1	1	
36	90201-06067-00	WASHER, Plate	1	1	
37	36Y-22151-01-00	SEAL, guard	1	1	
38	90201-06067-00	WASHER, Plate	1	1	
39	92580-06020-00	SCREW, panhead (92501-06020)	1	1	
40	92990-06100-00	WASHER, spring	1	1	

## CONTENTS

AIR FILTER	B-2-5
CABLE	E-11
CAMSHAFT	A-8
CARBURETOR	B-6,7
CHAIN	A-8
CLUTCH	C-5,6
COWLING 1	F-5-7
CRANKCASE	B-9,10
CRANKCASE COVER	B-11,12
CRANKSHAFT	A-7
CYLINDER	A-6
CYLINDER HEAD	A-5
ELECTRICAL 1	G-5
ELECTRICAL 2	G-6,7
EXHAUST	B-8
FOOTREST	F-2,3
FRAME	D-1
FRONT BRAKE CALIPER	E-7
FENDER	D-2,3
FRONT FORK	D-9-12
FRONT MASTER CYL. 1	E-12
FRONT MASTER CYL. 2	F-1
FRONT WHEEL	E-6
FUEL TANK	E-2-4
GENERATOR	C-1
GOVERNOR	C-2
HANDLEBAR	E-11
HANDLE SWITCH	G-8
HEADLIGHT	G-2
LEVER	G-8
METER	G-1
OIL COOLER	B-1
OIL FILTER	A-12
OIL PUMP	A-11
PICK UP COIL	C-2
PISTON	A-7
REAR BRAKE CALIPER	E-10
REAR MASTER CYL.	F-4
REAR SHOCKS	D-8
REAR WHEEL	E-8,9
SEAT	E-5
SERVICE DATA	J-1
SHIFT CAM	C-9
SHIFT FORK	C-9
SHIFT SHAFT	C-10
SIDE COVER	D-4,5
STAND	F-2,3
STARTER	C-3
STARTING MOTOR	C-4
STEERING	E-1
SWING ARM	D-6,7
TAILLIGHT	G-3
TECHNICAL BULLETINS	K-Row
TRANSMISSION	C-7,8
TURN SIGNAL	G-4
VALVE	A-9,10



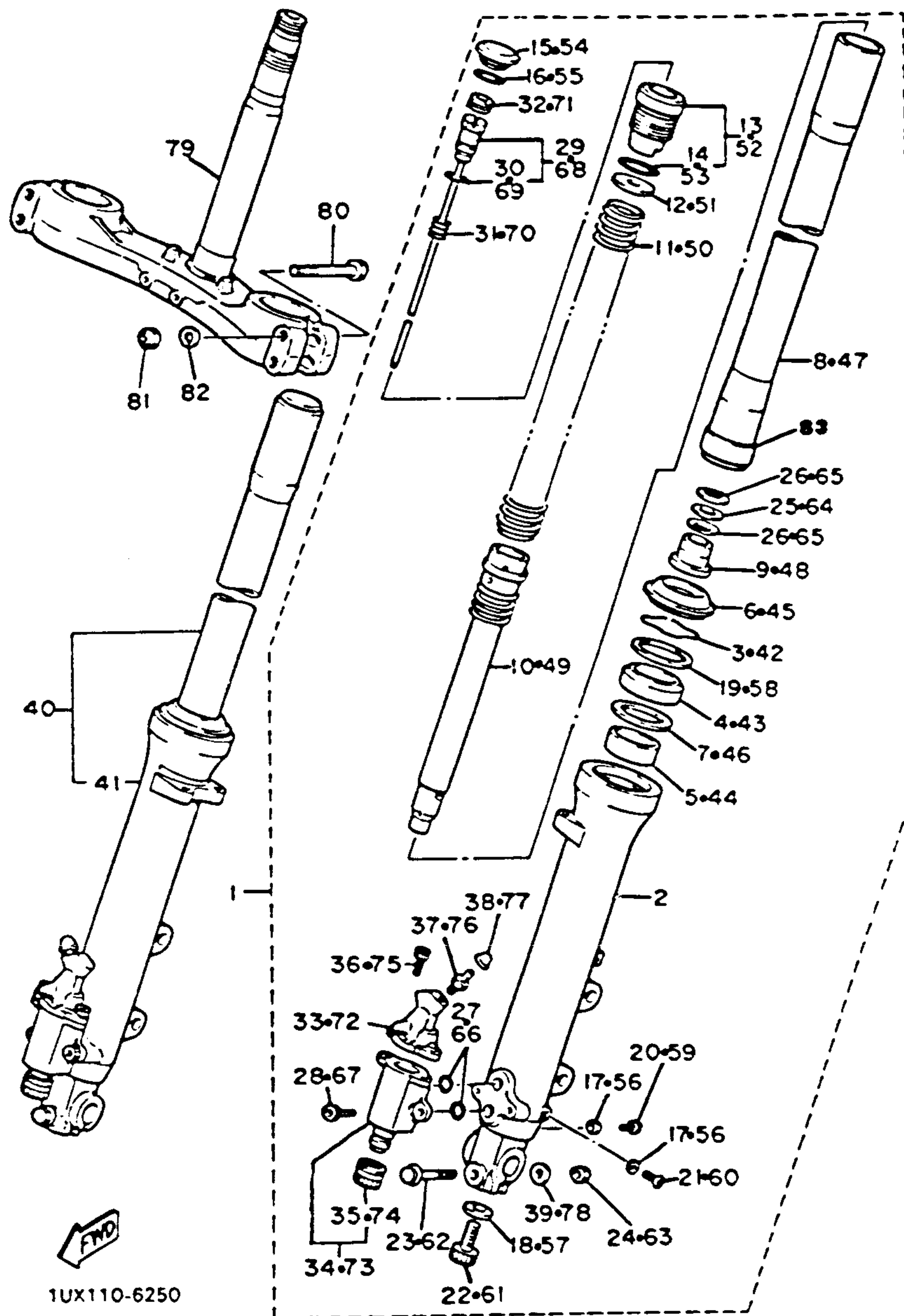
# REAR SHOCKS

Ref. No.	Part Number	Description	S	SC	Remarks
1	36Y-22210-10-00	SHOCK ABSORBER ASS'Y, rear . . . . .	1	1	
2	36Y-22226-00-00	. BUSH, shock absorber lower . . . .	1	1	
3	90384-18157-00	. BUSH, bimetal formed . . .	4	4	
4	93210-18397-00	. O-RING . . . . .	2	2	
5	36Y-22460-02-00	CNTRL PANEL ASS'Y (36Y-22460-01) . . .	1	1	
6	36Y-22936-00-00	. COVER, dust . . . . .	1	1	
7	36Y-22913-00-00	. COVER, head . . . . .	1	1	
8	90501-061A3-00	. SPRING, compression . . . . .	1	1	
9	99001-05600-00	. CIRCLIP (93430-05011) . . .	1	1	
10	36Y-22269-00-00	CHAIN . . . . .	1	1	
11	90105-10250-00	BOLT, washer based . . . . .	1	1	
12	90387-124H0-00	COLLAR . . . . .	1	1	
13	95601-10200-00	NUT (90179-10280) . . . . .	1	1	
14	95023-08020-00	BOLT, flange (95021-08020) . . . .	2	2	

# CONTENTS

AIR FILTER	B-2-5
CABLE	E-11
CAMSHAFT	A-8
CARBURETOR	B-6,7
CHAIN	A-8
CLUTCH	C-5,6
COWLING 1	F-5-7
CRANKCASE	B-9,10
CRANKCASE COVER	B-11,12
CRANKSHAFT	A-7
CYLINDER	A-6
CYLINDER HEAD	A-5
ELECTRICAL 1	G-5
ELECTRICAL 2	G-6,7
EXHAUST	B-8
FOOTREST	F-2,3
FRAME	D-1
FRONT BRAKE CALIPER	E-7
FENDER	D-2,3
FRONT FORK	D-9-12
FRONT MASTER CYL. 1	E-12
FRONT MASTER CYL. 2	F-1
FRONT WHEEL	E-6
FUEL TANK	E-2-4
GENERATOR	C-1
GOVERNOR	C-2
HANDLEBAR	E-11
HANDLE SWITCH	G-8
HEADLIGHT	G-2
LEVER	G-8
METER	G-1
OIL COOLER	B-1
OIL FILTER	A-12
OIL PUMP	A-11
PICK UP COIL	C-2
PISTON	A-7
REAR BRAKE CALIPER	E-10
REAR MASTER CYL.	F-4
REAR SHOCKS	D-8
REAR WHEEL	E-8,9
SEAT	E-5
SERVICE DATA	J-1
SHIFT CAM	C-9
SHIFT FORK	C-9
SHIFT SHAFT	C-10
SIDE COVER	D-4,5
STAND	F-2,3
STARTER	C-3
STARTING MOTOR	C-4
STEERING	E-1
SWING ARM	D-6,7
TAILLIGHT	G-3
TECHNICAL BULLETINS	K-Row
TRANSMISSION	C-7,8
URNSIGNAL	G-4
VALVE	A-9,10





## FRONT FORK

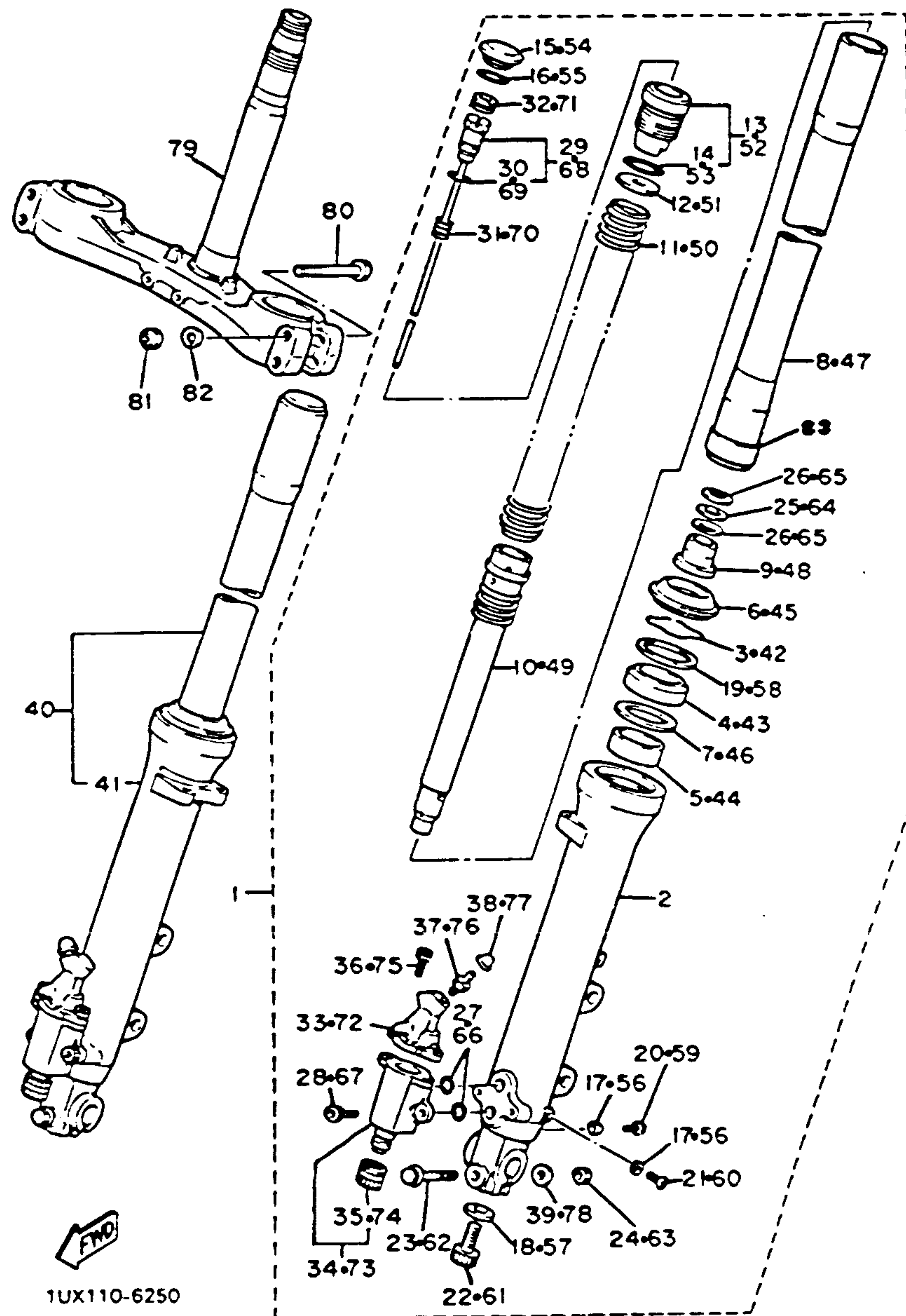
Ref. No.	Part Number	Description	S	SC	Remarks
1	36Y-23102-11-00	FRONT FORK ASS'Y (LH)(36Y-23102-10)	1	1	
2	36Y-23126-00-00	. TUBE, outer 1 . . . .	1	1	
3	26H-23156-00-00	. CLIP, oil seal . . . . .	1	1	
4	36Y-23145-00-00	. OIL SEAL . . . . .	1	1	
5	36Y-23125-10-00	. METAL, slide 1 . . .	1	1	
6	36Y-23144-00-00	. SEAL, dust . . . . .	1	1	
7	36Y-23146-10-00	. WASHER, oil seal . .	1	1	
8	36Y-23110-00-00	. INNER TUBE COMP. 1 . . . . .	1	1	
9	36Y-23173-00-00	. SPINDLE, taper . . .	1	1	
10	36Y-23170-00-00	. CYLINDER COMP., front fork . . . . .	1	1	
11	36Y-23141-10-00	. SPRING, front fork	1	1	
12	36Y-23149-00-00	. WASHER, spring upper . . . . .	1	1	
13	36Y-2319U-00-00	. CAP . . . . .	1	1	
14	36Y-23147-00-00	. O-RING . . . . .	1	1	
15	36Y-2319W-00-00	. CAP . . . . .	1	1	
16	36Y-23114-00-00	. GASKET . . . . .	1	1	
17	122-23129-00-00	. GASKET, drain plug	2	2	
18	4V4-23158-L0-00	. GASKETF . . . . .	1	1	
19	36Y-23137-00-00	. GASKET, upper cover 1 . . . . .	1	1	
20	1TX-23181-00-00	. BOLT, hexagon socket head (36Y-23181-00) . .	1	1	

See Service Data, Grid J-Row.

D-9

## CONTENTS

AIR FILTER	B-2-5
CABLE	E-11
CAMSHAFT	A-8
CARBURETOR	B-6,7
CHAIN	A-8
CLUTCH	C-5,6
COWLING 1	F-5-7
CRANKCASE	B-9,10
CRANKCASE COVER	B-11,12
CRANKSHAFT	A-7
CYLINDER	A-6
CYLINDER HEAD	A-5
ELECTRICAL 1	G-5
ELECTRICAL 2	G-6,7
EXHAUST	B-8
FOOTREST	F-2,3
FRAME	D-1
FRONT BRAKE CALIPER	E-7
FENDER	D-2,3
FRONT FORK	D-9-12
FRONT MASTER CYL. 1	E-12
FRONT MASTER CYL. 2	F-1
FRONT WHEEL	E-6
FUEL TANK	E-2-4
GENERATOR	C-1
GOVERNOR	C-2
HANDLEBAR	E-11
HANDLE SWITCH	G-8
HEADLIGHT	G-2
LEVER	G-8
METER	G-1
OIL COOLER	B-1
OIL FILTER	A-12
OIL PUMP	A-11
PICK UP COIL	C-2
PISTON	A-7
REAR BRAKE CALIPER	E-10
REAR MASTER CYL.	F-4
REAR SHOCKS	D-8
REAR WHEEL	E-8,9
SEAT	E-5
SERVICE DATA	J-1
SHIFT CAM	C-9
SHIFT FORK	C-9
SHIFT SHAFT	C-10
SIDE COVER	D-4,5
STAND	F-2,3
STARTER	C-3
STARTING MOTOR	C-4
STEERING	E-1
SWING ARM	D-6,7
TAILLIGHT	G-3
TECHNICAL BULLETINS	K-Row
TRANSMISSION	C-7,8
TURN SIGNAL	G-4
VALVE	A-9,10



## FRONT FORK

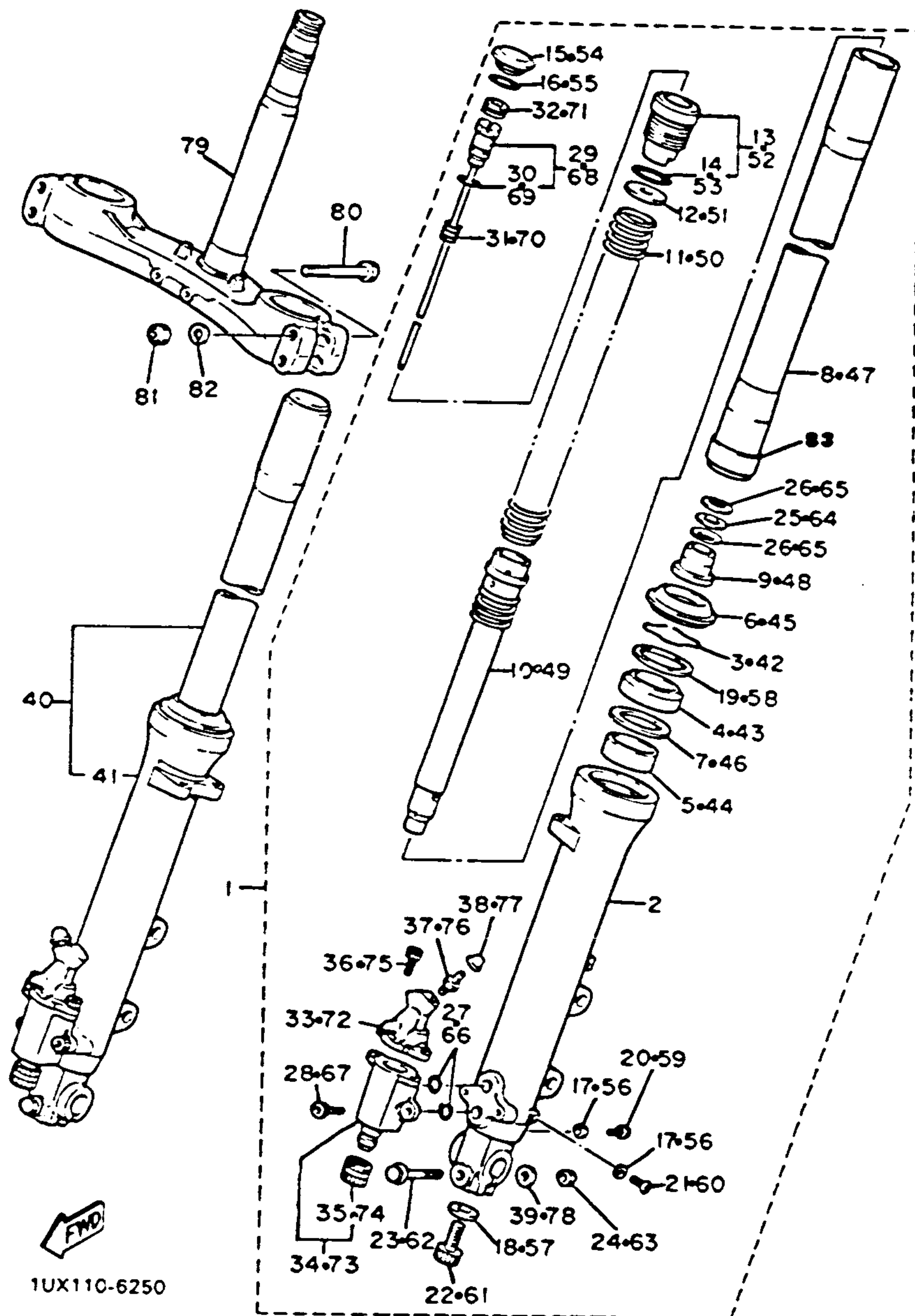
Ref. No.	Part Number	Description	S	SC	Remarks
21	4H7-23119-00-00	PLUG, drain (122-23119-01)...	1	1	
22	4V4-23181-L0-00	BOLT, hexagon socket head.....	1	1	
23	36Y-23128-00-00	BOLT, axle holder	1	1	
24	95601-08100-00	NUT, u .....	1	1	
25	36Y-2319L-00-00	WASHER.....	1	1	
26	36Y-2319M-00-00	SPRING, valve ....	2	2	
27	22N-23147-00-00	O-RING .....	2	2	
28	22N-23346-00-00	BOLT 1 .....	2	2	
29	36Y-2330G-00-00	ROD COMP .....	1	1	
30	36Y-23147-10-00	O-RING .....	1	1	
31	36Y-23152-00-00	SPRING, sub .....	1	1	
32	36Y-23357-00-00	NUT .....	1	1	
33	36Y-2319F-00-00	BRAKE PLUNGER ASS'Y 1 .....	1	1	
34	36Y-2319E-00-00	DAMPER PISTON ASS'Y .....	1	1	
35	36Y-23184-00-00	CAP, air valve ...	1	1	
36	22N-23356-00-00	BOLT 2 .....	2	2	
37	1TX-2319V-00-00	BREATHER, air (26H-2319V-00) ..	1	1	
38	26H-2319W-00-00	CAP .....	1	1	
39	90201-08544-00	WASHER, plate ...	1	1	
40	36Y-23103-11-00	FRONT FORK ASS'Y (RH)(36Y-23103-10)	1	1	

See Service Data, Grid J-Row.

## CONTENTS

AIR FILTER	B-2-5
CABLE	E-11
CAMSHAFT	A-8
CARBURETOR	B-6,7
CHAIN	A-8
CLUTCH	C-5,6
COWLING 1	F-5-7
CRANKCASE	B-9,10
CRANKCASE COVER	B-11,12
CRANKSHAFT	A-7
CYLINDER	A-6
CYLINDER HEAD	A-5
ELECTRICAL 1	G-5
ELECTRICAL 2	G-6,7
EXHAUST	B-8
FOOTREST	F-2,3
FRAME	D-1
FRONT BRAKE CALIPER	E-7
FENDER	D-2,3
FRONT FORK	D-9-12
FRONT MASTER CYL. 1	E-12
FRONT MASTER CYL. 2	F-1
FRONT WHEEL	E-6
FUEL TANK	E-2-4
GENERATOR	C-1
GOVERNOR	C-2
HANDLEBAR	E-11
HANDLE SWITCH	G-8
HEADLIGHT	G-2
LEVER	G-8
METER	G-1
OIL COOLER	B-1
OIL FILTER	A-12
OIL PUMP	A-11
PICK UP COIL	C-2
PISTON	A-7
REAR BRAKE CALIPER	E-10
REAR MASTER CYL.	F-4
REAR SHOCKS	D-8
REAR WHEEL	E-8,9
SEAT	E-5
SERVICE DATA	J-1
SHIFT CAM	C-9
SHIFT FORK	C-9
SHIFT SHAFT	C-10
SIDE COVER	D-4,5
STAND	F-2,3
STARTER	C-3
STARTING MOTOR	C-4
STEERING	E-1
SWING ARM	D-6,7
TAILLIGHT	G-3
TECHNICAL BULLETINE	K-Row
TRANSMISSION	C-7,8
URNSIGNAL	C-4
VALVE	A-9,10





## FRONT FORK

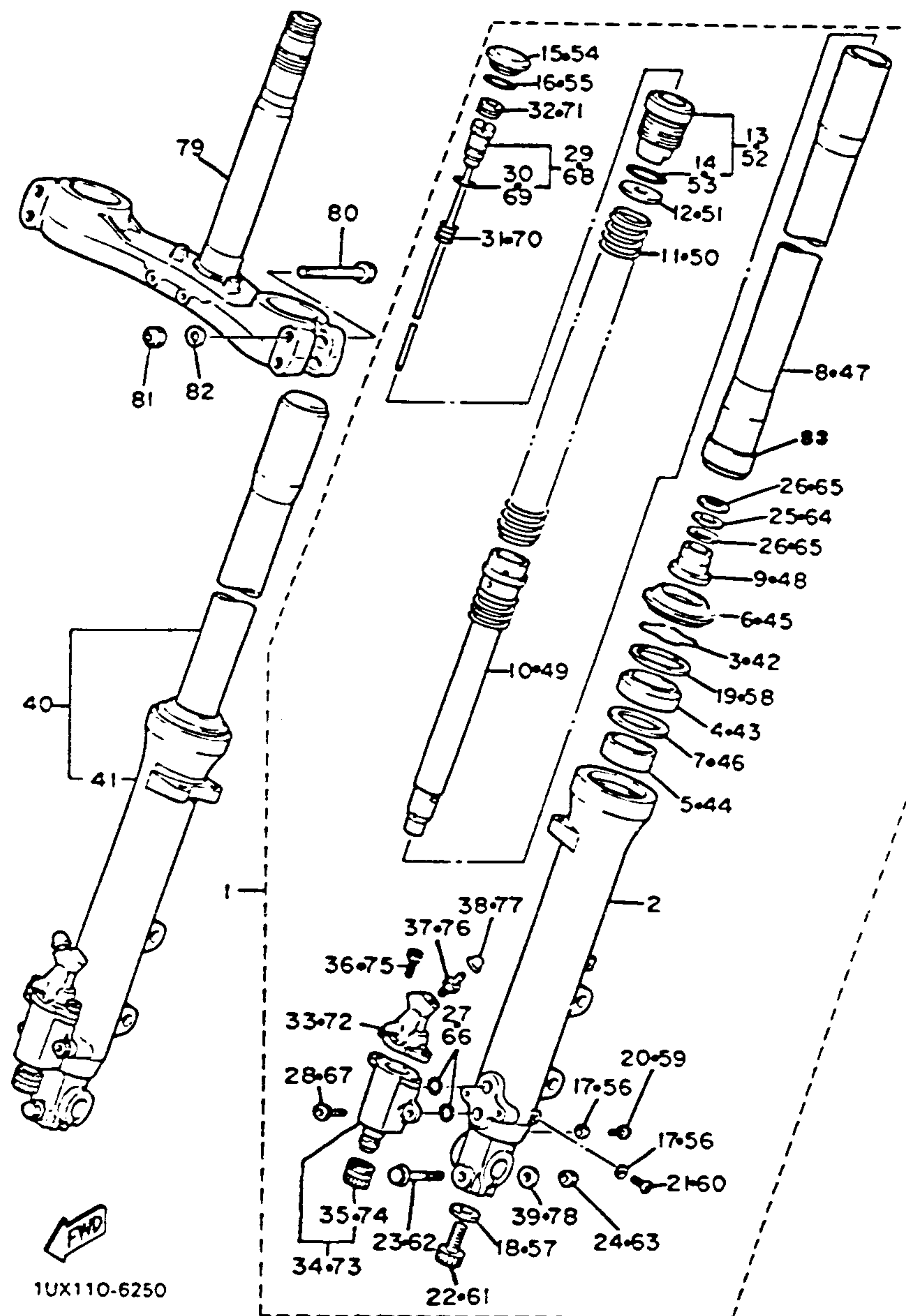
Ref. No.	Part Number	Description	S	SC	Remarks
41	36Y-23136-00-00	TUBE, outer 2 ....	1	1	
42	26H-23156-00-00	CLIP, oil seal .....	1	1	
43	36Y-23145-00-00	OIL SEAL.....	1	1	
44	36Y-23125-10-00	METAL, slide 1 ...	1	1	
45	36Y-23144-00-00	SEAL, dust .....	1	1	
46	36Y-23146-10-00	WASHER, oil seal	1	1	
47	36Y-23110-00-00	INNER TUBE COMP. 1 .....	1	1	
48	36Y-23173-00-00	SPINDLE, taper ...	1	1	
49	36Y-23170-00-00	CYLINDER COMP., front fork.....	1	1	
50	36Y-23141-10-00	SPRING, front fork	1	1	
51	36Y-23149-00-00	WASHER, spring upper .....	1	1	
52	36Y-2319U-00-00	CAP .....	1	1	
53	36Y-23147-00-00	O-RING .....	1	1	
54	36Y-2319W-00-00	CAP .....	1	1	
55	36Y-23114-00-00	GASKET .....	1	1	
56	122-23129-00-00	GASKET, drain plug	2	2	
57	4V4-23158-L0-00	GASKET .....	1	1	
58	36Y-23137-00-00	GASKET, upper cover 1 ....	1	1	
59	1TX-23181-00-00	BOLT, hexagon socket head (36Y-23181-00) ..	1	1	
60	4H7-23119-00-00	PLUG, drain (122-23119-01)...	1	1	

See Service Data, Grid J-Row.

D-11

## CONTENTS

AIR FILTER	B-2-5
CABLE	E-11
CAMSHAFT	A-8
CARBURETOR	B-6,7
CHAIN	A-8
CLUTCH	C-5,6
COWLING 1	F-5-7
CRANKCASE	B-9,10
CRANKCASE COVER	B-11,12
CRANKSHAFT	A-7
CYLINDER	A-6
CYLINDER HEAD	A-5
ELECTRICAL 1	G-5
ELECTRICAL 2	G-6,7
EXHAUST	B-8
FOOTREST	F-2,3
FRAME	D-1
FRONT BRAKE CALIPER	E-7
FENDER	D-2,3
FRONT FORK	D-9-12
FRONT MASTER CYL. 1	E-12
FRONT MASTER CYL. 2	F-1
FRONT WHEEL	E-6
FUEL TANK	E-2-4
GENERATOR	C-1
GOVERNOR	C-2
HANDLEBAR	E-11
HANDLE SWITCH	G-8
HEADLIGHT	G-2
LEVER	G-8
METER	G-1
OIL COOLER	B-1
OIL FILTER	A-12
OIL PUMP	A-11
PICK UP COIL	C-2
PISTON	A-7
REAR BRAKE CALIPER	E-10
REAR MASTER CYL.	F-4
REAR SHOCKS	D-8
REAR WHEEL	E-8,9
SEAT	E-5
SERVICE DATA	J-1
SHIFT CAM	C-9
SHIFT FORK	C-9
SHIFT SHAFT	C-10
SIDE COVER	D-4,5
STAND	F-2,3
STARTER	C-3
STARTING MOTOR	C-4
STEERING	E-1
SWING ARM	D-6,7
TAILLIGHT	G-3
TECHNICAL BULLETINS	K-Row
TRANSMISSION	C-7,8
URNSIGNAL	G-4
VALVE	A-9,10



## FRONT FORK

Ref. No.	Part Number	Description	S	SC	Remarks
61	4V4-23181-L0-00	BOLT, hexagon socket head . . . . .	1	1	
62	36Y-23128-00-00	BOLT, axle holder	1	1	
63	95601-08100-00	NUT, u . . . . .	1	1	
64	36Y-2319L-00-00	WASHER . . . . .	1	1	
64	36Y-2319M-00-00	SPRING, valve . . . . .	2	2	
65	36Y-2319M-00-00	SPRING, valve . . . . .	2	2	
66	22N-23147-00-00	O-RING . . . . .	2	2	
67	22N-23346-00-00	BOLT 1 . . . . .	2	2	
68	36Y-2330G-00-00	ROD COMP . . . . .	1	1	
69	36Y-23147-10-00	O-RING . . . . .	1	1	
70	36Y-23152-00-00	SPRING, sub . . . . .	1	1	
71	36Y-23357-00-00	NUT . . . . .	1	1	
72	36Y-2319G-00-00	BRAKE PLUNGER ASS'Y 2 . . . . .	1	1	
73	36Y-2319E-00-00	DAMPER PISTON ASS'Y . . . . .	1	1	
74	36Y-23184-00-00	CAP, air valve . . . . .	1	1	
75	22N-23356-00-00	BOLT 2 . . . . .	2	2	
76	1TX-2319V-00-00	BREATHER, air (26H-2319V-00) . . . . .	1	1	
77	26H-2319W-00-00	CAP . . . . .	1	1	
78	90201-08544-00	WASHER, plate . . . . .	1	1	
79	36Y-23340-00-00	UNDER BRACKET COMP . . . . .	1	1	
80	36Y-23346-00-00	BOLT 1 . . . . .	4	4	
81	95601-08100-00	NUT, u . . . . .	4	4	
82	90201-08544-00	WASHER, Plate . . . . .	4	4	
83	36Y-23171-00-00	PISTON, front fork . . . . .	2	2	

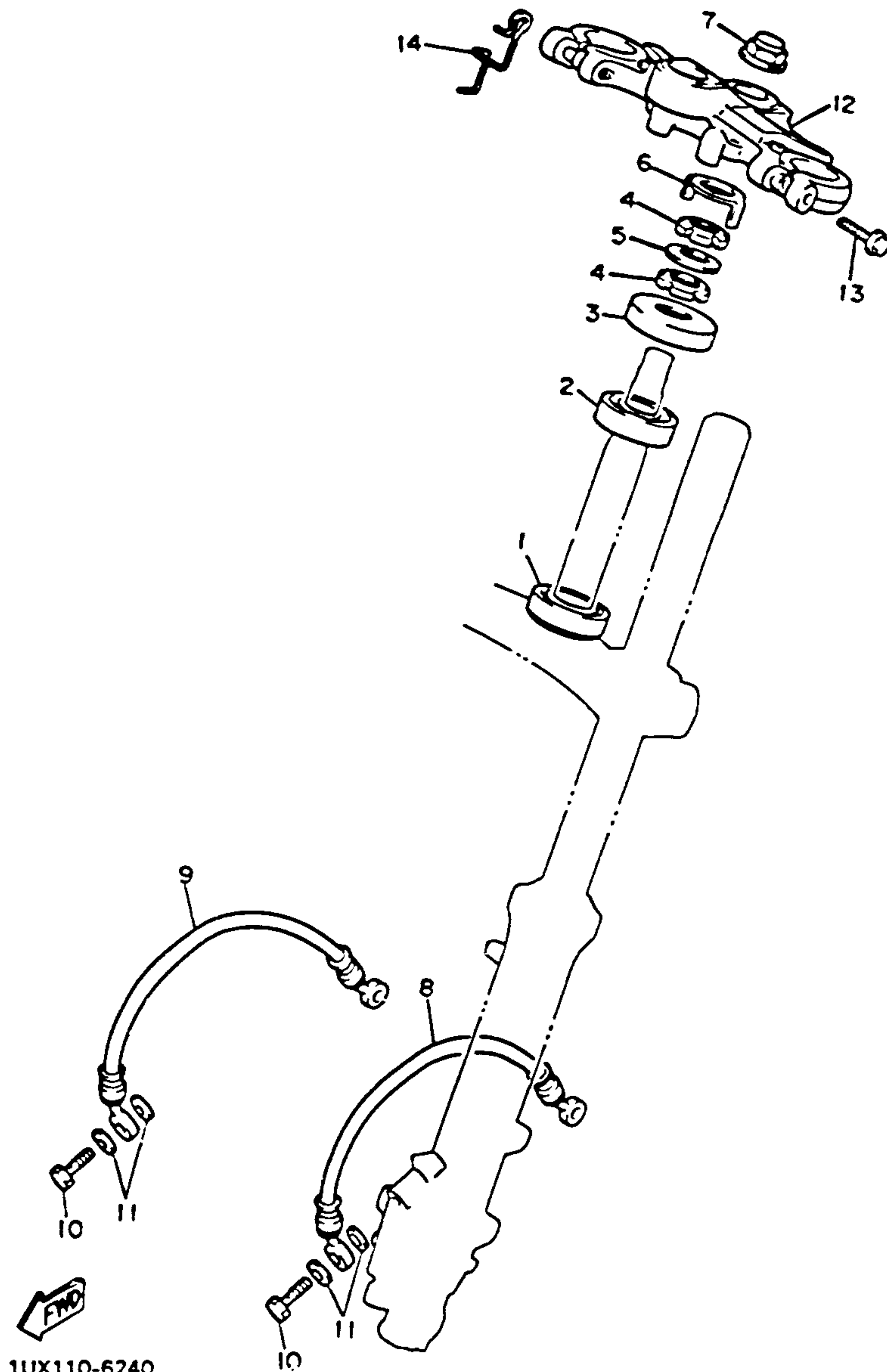
## CONTENTS

AIR FILTER	B-2-5
CABLE	E-11
CAMSHAFT	A-8
CARBURETOR	B-6,7
CHAIN	A-8
CLUTCH	C-5,6
COWLING 1	F-5-7
CRANKCASE	B-9,10
CRANKCASE COVER	B-11,12
CRANKSHAFT	A-7
CYLINDER	A-6
CYLINDER HEAD	A-5
ELECTRICAL 1	G-5
ELECTRICAL 2	G-6,7
EXHAUST	B-8
FOOTREST	F-2,3
FRAME	D-1
FRONT BRAKE CALIPER	E-7
FENDER	D-2,3
FRONT FORK	D-9-12
FRONT MASTER CYL. 1	E-12
FRONT MASTER CYL. 2	F-1
FRONT WHEEL	C-6
FUEL TANK	E-2-4
GENERATOR	C-1
GOVERNOR	C-2
HANDLEBAR	E-11
HANDLE SWITCH	G-8
HEADLIGHT	G-2
LEVER	G-8
METER	G-1
OIL COOLER	B-1
OIL FILTER	A-12
OIL PUMP	A-11
PICK UP COIL	C-2
PISTON	A-7
REAR BRAKE CALIPER	E-10
REAR MASTER CYL.	F-4
REAR SHOCKS	D-8
REAR WHEEL	E-8,9
SEAT	E-5
SERVICE DATA	J-1
SHIFT CAM	C-9
SHIFT FORK	C-9
SHIFT SHAFT	C-10
SIDE COVER	D-4,5
STAND	F-2,3
STARTER	C-3
STARTING MOTOR	C-4
STEERING	E-1
SWING ARM	D-6,7
TAILLIGHT	G-3
TECHNICAL BULLETINS	K-Row
TRANSMISSION	C-7,8
TURN SIGNAL	G-4
VALVE	A-9,10

See Service Data, Grid J-Row.

D-12



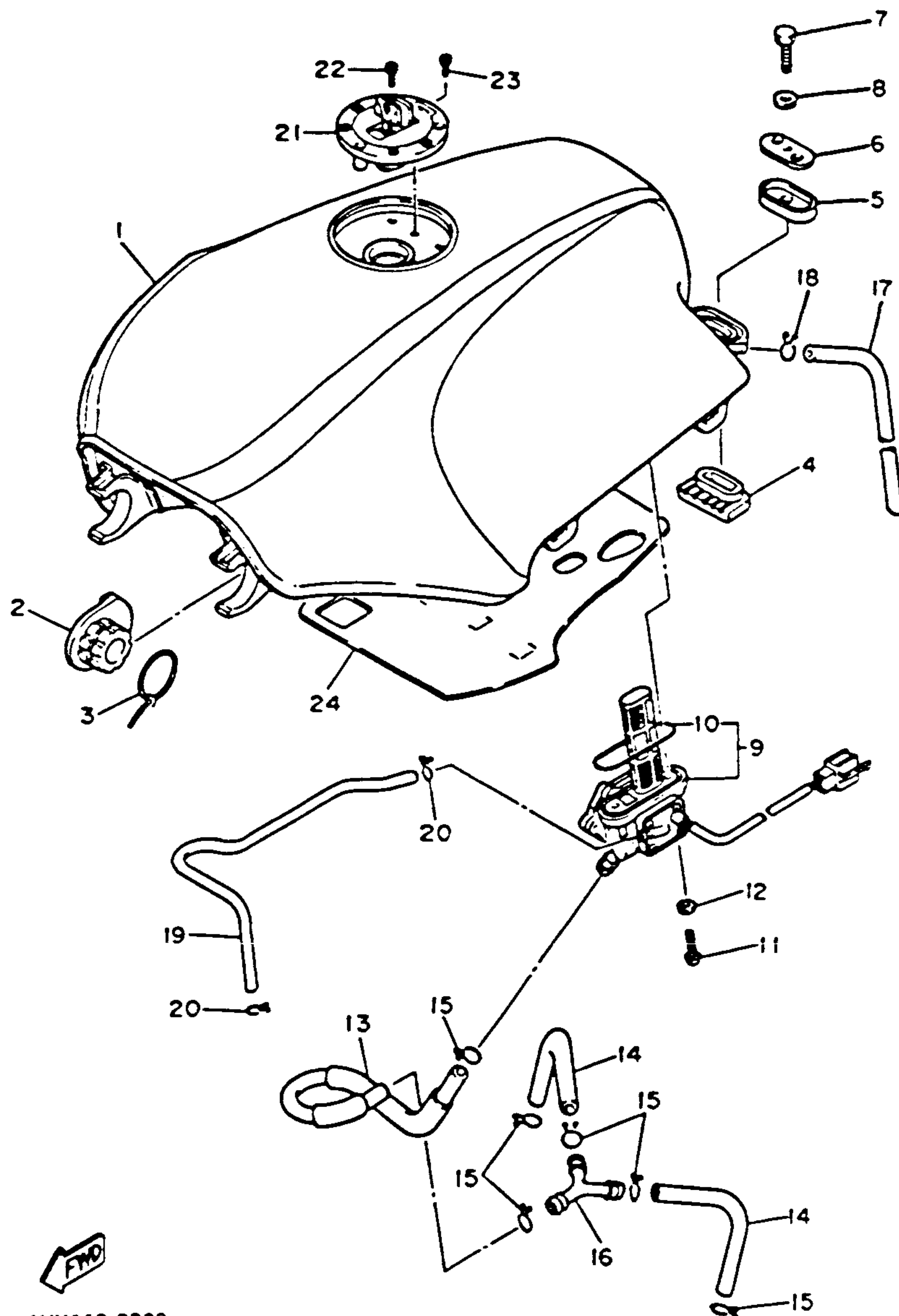


## STEERING

Ref. No.	Part Number	Description	S	SC	Remarks
1	93332-00008-00	BEARING .....	1	1	
2	93332-00023-00	BEARING .....	1	1	
3	1J7-23415-00-00	COVER, ball race 1	1	1	
4	90179-25033-00	NUT .....	2	2	
5	90202-26142-00	WASHER, plate ....	1	1	
6	26H-23418-01-00	WASHER, special ...	1	1	
7	90179-22455-00	NUT .....	1	1	
8	31A-25874-00-00	HOSE, brake (left) ..	1	1	
9	31A-25874-00-00	HOSE, brake (right)	1	1	
10	90401-10096-00	BOLT, union .....	2	2	
11	90201-10118-00	WASHER, Plate ....	4	4	
12	47M-23435-00-00	CROWN, handle ....	1	1	
13	95026-08045-00	BOLT, flange .....	2	2	
14	1TX-23317-00-00	HOLDER, cable ....	1	1	

## CONTENTS

AIR FILTER	B-2-5
CABLE	E-11
CAMSHAFT	A-8
CARBURETOR	B-6,7
CHAIN	A-8
CLUTCH	C-5,6
COWLING 1	F-5-7
CRANKCASE	B-9,10
CRANKCASE COVER	B-11,12
CRANKSHAFT	A-7
CYLINDER	A-8
CYLINDER HEAD	A-5
ELECTRICAL 1	G-5
ELECTRICAL 2	G-6,7
EXHAUST	B-8
FOOTREST	F-2,3
FRAME	D-1
FRONT BRAKE CALIPER	E-7
FENDER	D-2,3
FRONT FORK	D-9-12
FRONT MASTER CYL. 1	E-12
FRONT MASTER CYL. 2	F-1
FRONT WHEEL	E-6
FUEL TANK	E-2-4
GENERATOR	C-1
GOVERNOR	C-2
HANDLEBAR	E-11
HANDLE SWITCH	G-8
HEADLIGHT	G-2
LEVER	G-8
METER	G-1
OIL COOLER	B-1
OIL FILTER	A-12
OIL PUMP	A-11
PICK UP COIL	C-2
PISTON	A-7
REAR BRAKE CALIPER	E-10
REAR MASTER CYL.	F-4
REAR SHOCKS	D-8
REAR WHEEL	E-8,9
SEAT	E-5
SERVICE DATA	J-1
SHIFT CAM	C-9
SHIFT FORK	C-9
SHIFT SHAFT	C-10
SIDE COVER	D-4,5
STAND	F-2,3
STARTER	C-3
STARTING MOTOR	C-4
STEERING	E-1
SWING ARM	D-6,7
TAILLIGHT	G-3
TECHNICAL BULLETINS	K-Row
TRANSMISSION	C-7,8
TURN SIGNAL	G-4
VALVE	A-9,10



## FUEL TANK (FJ1200S)

Ref. No.	Part Number	Description	S	SC	Remarks
1	1TX-24110-00-01	FUEL TANK COMP.	1		Silky White/ Stormy Red
2	36Y-24181-01-00	DAMPER, locating 1	2		
3	5Y9-12491-00-00	CLAMP 1.....	2		
4	36Y-24182-00-00	DAMPER, locating 2	2		
5	3Y6-24183-00-00	DAMPER, locating 3	2		
6	36Y-24186-00-00	WASHER, special...	2		
7	97026-06030-00	BOLT (97326-06030)	2		
8	92906-06600-00	WASHER, plate....	2		
9	1TX-24500-01-00	FUEL COCK ASS'Y 1 (1TX-24500-00)...	1		
10	2G2-24512-00-00	O-RING.....	1		
11	90149-06008-00	SCREW.....	2		
12	90202-06010-00	WASHER, plate....	2		
13	36Y-24312-00-00	PIPE 2.....	1		
14	36Y-24311-00-00	PIPE, fuel 1.....	2		
15	90467-12052-00	CLIP.....	6		
16	36Y-24376-00-00	PIPE, joint 1.....	1		
17	90445-102G9-00	HOSE(90445-10366)	1		
18	90467-09006-00	CLIP.....	1		
19	1TX-24313-00-00	PIPE 3.....	1		
20	90467-08075-00	CLIP.....	2		
21	1JK-24602-11-00	CAP ASS'Y (1JK-24602-01)....	1		
22	90110-05112-00	BOLT, hexagon socket head.....	3		
23	91311-05010-00	BOLT.....	1		
24	3CV-24125-00-00	SEAL, air shroud 1 (36Y-24125-00)...	1		

## FJ1200S

## FJ1200S

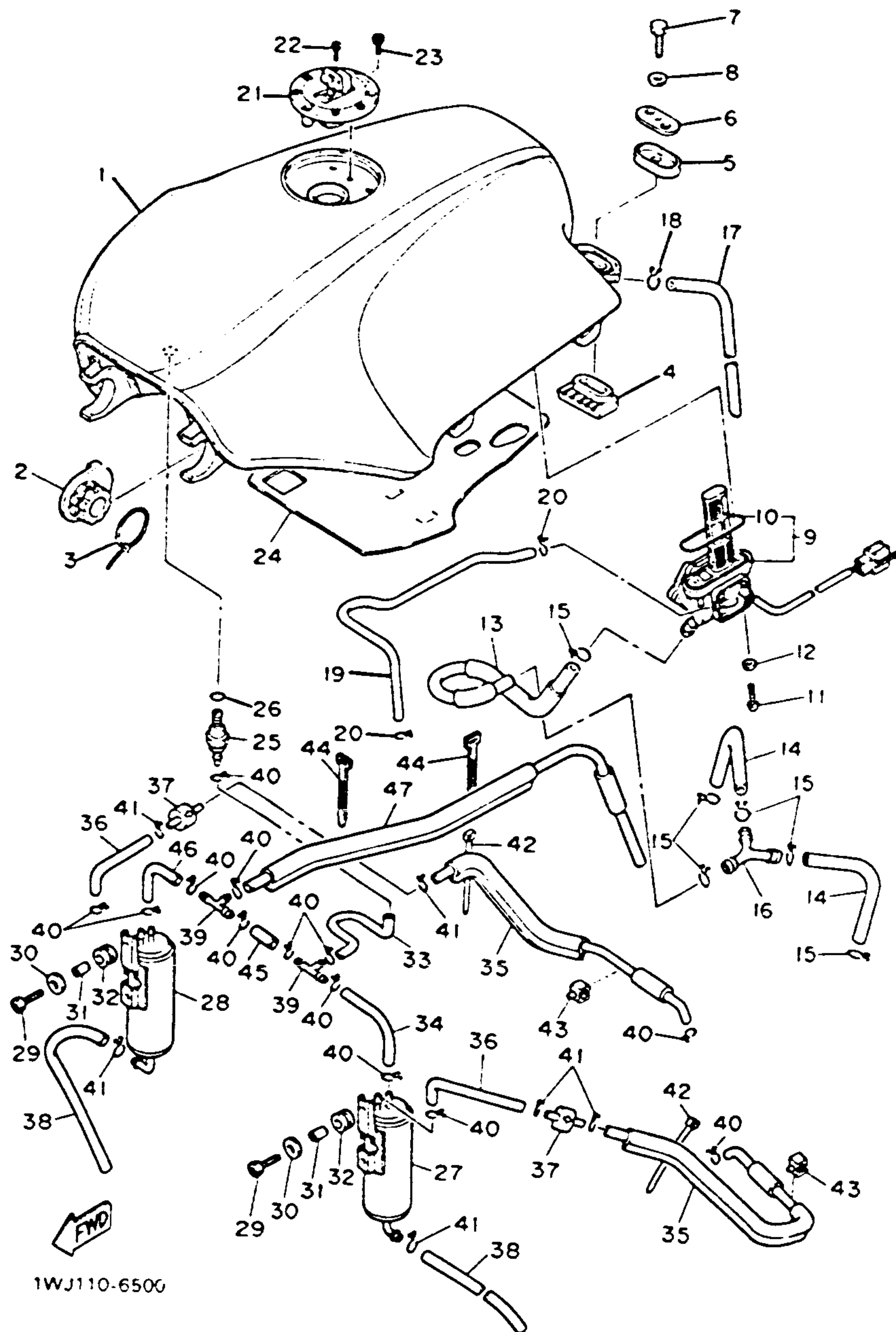
See Service Data, Grid J-Row.

E-2

## CONTENTS

AIR FILTER	B-2-5
CABLE	E-11
CAMSHAFT	A-8
CARBURETOR	B-6,7
CHAIN	A-8
CLUTCH	C-5,6
COWLING 1	F-6-7
CRANKCASE	B-9,10
CRANKCASE COVER	B-11,12
CRANKSHAFT	A-7
CYLINDER	A-6
CYLINDER HEAD	A-5
ELECTRICAL 1	G-5
ELECTRICAL 2	G-6,7
EXHAUST	B-8
FOOTREST	F-2,3
FRAME	D-1
FRONT BRAKE CALIPER	E-7
FENDER	D-2,3
FRONT FORK	D-9-12
FRONT MASTER CYL. 1	E-12
FRONT MASTER CYL. 2	F-1
FRONT WHEEL	E-6
FUEL TANK	E-2-4
GENERATOR	C-1
GOVERNOR	C-2
HANDLEBAR	E-11
HANDLE SWITCH	G-8
HEADLIGHT	G-2
LEVER	G-8
METER	G-1
OIL COOLER	B-1
OIL FILTER	A-12
OIL PUMP	A-11
PICK UP COIL	C-2
PISTON	A-7
REAR BRAKE CALIPER	E-10
REAR MASTER CYL.	F-4
REAR SHOCKS	D-8
REAR WHEEL	E-8,9
SEAT	E-5
SERVICE DATA	J-1
SHIFT CAM	C-9
SHIFT FORK	C-9
SHIFT SHAFT	C-10
SIDE COVER	D-4,5
STAND	F-2,3
STARTER	C-3
STARTING MOTOR	C-4
STEERING	E-1
SWING ARM	D-6,7
TAILLIGHT	G-3
TECHNICAL BULLETINS	K-Row
TRANSMISSION	C-7,8
URNSIGNAL	G-4
VALVE	A-9,10





1WJ110-650G

## FUEL TANK (FJ1200SC)

Ref. No.	Part Number	Description	S	SC	Remarks
1	1WJ-24110-00-01	FUEL TANK COMP.		1	Silky White/ Stormy Red
2	36Y-24181-01-00	DAMPER, locating 1		2	
3	5Y9-12491-00-00	CLAMP 1.....		2	
4	36Y-24182-00-00	DAMPER, locating 2		2	
5	3Y6-24183-00-00	DAMPER, locating 3		2	
6	36Y-24186-00-00	WASHER, special...		1	
7	97026-06030-00	BOLT (97326-06030)		2	
8	92906-06600-00	WASHER, plate....		2	
9	1TX-24500-01-00	FUEL COCK ASS'Y 1 (1TX-24500-00)...		1	
10	2G2-24512-00-00	O-RING.....		1	
11	90149-06008-00	SCREW.....		2	
12	90202-06010-00	WASHER, Plate....		2	
13	36Y-24312-00-00	PIPE 2.....		1	
14	36Y-24311-00-00	PIPE, fuel 1.....		2	
15	90467-12052-00	CLIP.....		6	
16	36Y-24376-00-00	PIPE, joint 1.....		1	
17	90445-102G9-00	HOSE (90445-10366)		1	
18	90467-09006-00	CLIP.....		1	
19	1TX-24313-00-00	PIPE 3.....		1	
20	90467-08075-00	CLIP.....		2	
21	1LJ-24602-02-00	CAP ASS'Y (1LJ-24602-00)....		1	
22	90110-05112-00	BOLT, hexagon socket head.....		3	
23	91311-05010-00	BOLT.....		1	
24	3CV-24125-00-00	SEAL, air shroud 1 (36Y-24125-00)...		1	

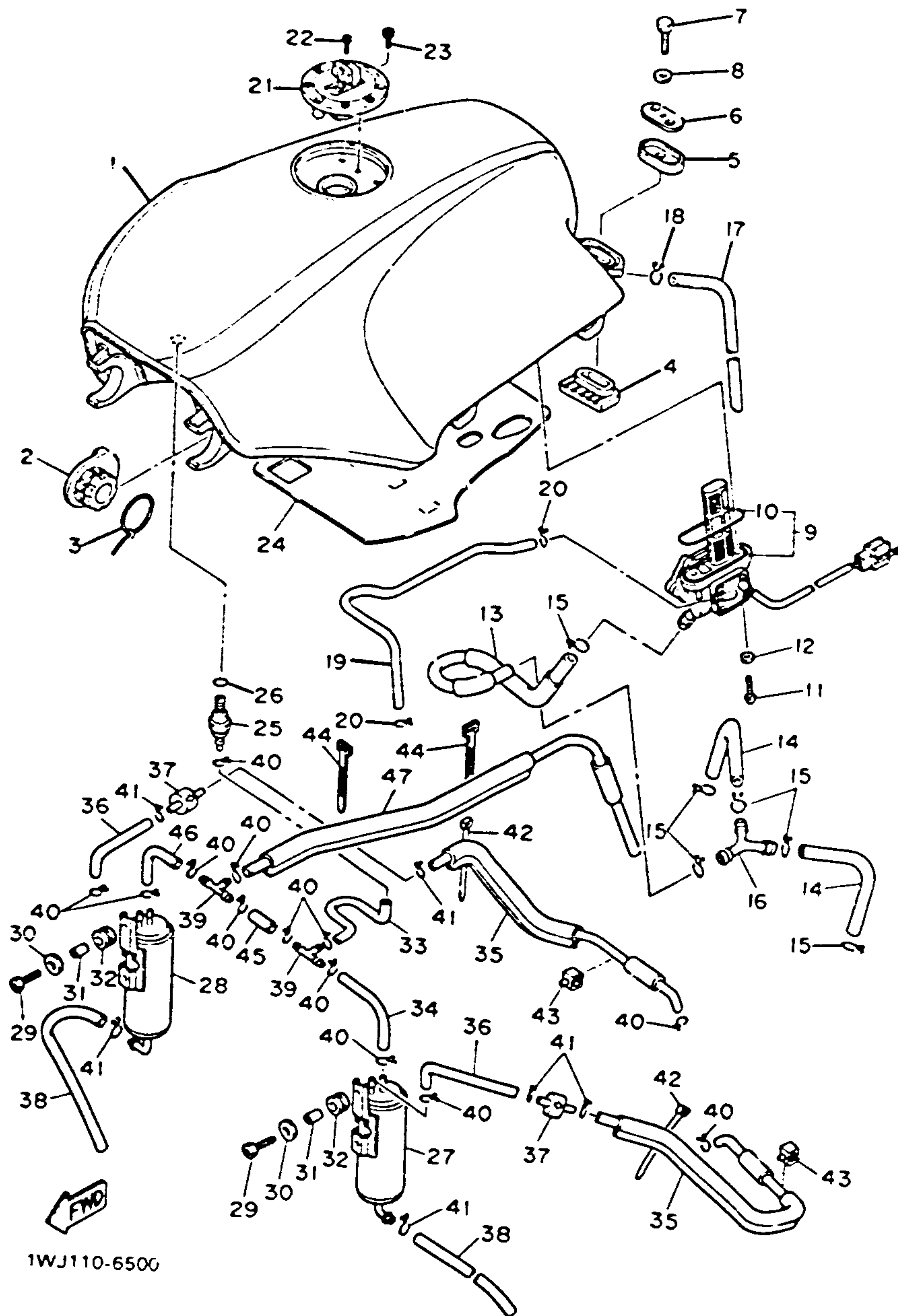
FJ1200SC

See Service Data, Grid J-Row.

E-3

## CONTENTS

AIR FILTER	B-2-5
CABLE	E-11
CAMSHAFT	A-8
CARBURETOR	B-6,7
CHAIN	A-8
CLUTCH	C-5,6
COWLING 1	F-5-7
CRANKCASE	B-9,10
CRANKCASE COVER	B-11,12
CRANKSHAFT	A-7
CYLINDER	A-6
CYLINDER HEAD	A-5
ELECTRICAL 1	G-5
ELECTRICAL 2	G-6,7
EXHAUST	B-8
FOOTREST	F-2,3
FRAME	D-1
FRONT BRAKE CALIPER	E-7
FENDER	D-2,3
FRONT FORK	D-9-12
FRONT MASTER CYL. 1	E-12
FRONT MASTER CYL. 2	F-1
FRONT WHEEL	E-6
FUEL TANK	E-2-4
GENERATOR	C-1
GOVERNOR	C-2
HANDLEBAR	E-11
HANDLE SWITCH	G-8
HEADLIGHT	G-2
LEVER	G-8
METER	G-1
OIL COOLER	B-1
OIL FILTER	A-12
OIL PUMP	A-11
PICK UP COIL	C-2
PISTON	A-7
REAR BRAKE CALIPER	E-10
REAR MASTER CYL.	F-4
REAR SHOCKS	D-8
REAR WHEEL	E-8,9
SEAT	E-5
SERVICE DATA	J-1
SHIFT CAM	C-9
SHIFT FORK	C-9
SHIFT SHAFT	C-10
SIDE COVER	D-4,5
STAND	F-2,3
STARTER	C-3
STARTING MOTOR	C-4
STEERING	E-1
SWING ARM	D-6,7
TAILLIGHT	G-3
TECHNICAL BULLETINS	K-Row
TRANSMISSION	C-7,8
TURN SIGNAL	G-4
VALVE	A-9,10



## FUEL TANK (FJ1200SC)

Ref. No.	Part Number	Description	S	SC	Remarks
25	20K-24180-00-00	ROLL OVER VALVE ASS'Y .....		1	
26	93210-10166-00	O-RING .....		1	
27	1WJ-24170-00-00	CANISTER ASS'Y ..		1	
28	1WJ-24170-50-00	CANISTER ASS'Y ..		1	
29	91316-06016-00	BOLT .....		4	
30	90201-063J2-00	WASHER, Plate ....		4	
31	90387-060G7-00	COLLAR .....		4	
32	90480-12188-00	GROMMET .....		4	
33	47M-24311-00-00	PIPE, fuel 1 .....		1	
34	90445-115A5-00	HOSE .....		1	
35	1WJ-24312-00-00	PIPE 2 .....		2	
36	[1WJ-24313-00]	PIPE 3 .....		2	
37	1WJ-14895-00-00	VALVE, outer vent control .....		2	
38	[90445-112A5-00]	HOSE .....		2	
39	3H3-24376-00-00	PIPE, joint 1 .....		2	
40	90467-09006-00	CLIP .....		13	
41	90467-11106-00	CLIP .....		6	
42	90465-13169-00	CLAMP (90465-13152) ....		2	
43	90464-08020-00	CLAMP .....		2	
44	437-83936-10-00	BAND, switch cord		4	
45	90445-11697-00	HOSE .....		1	
46	90445-115E1-00	HOSE .....		1	
47	1WJ-14871-00-00	PIPE 1 .....		1	

FJ1200SC

See Service Data, Grid J-Row.

E-4

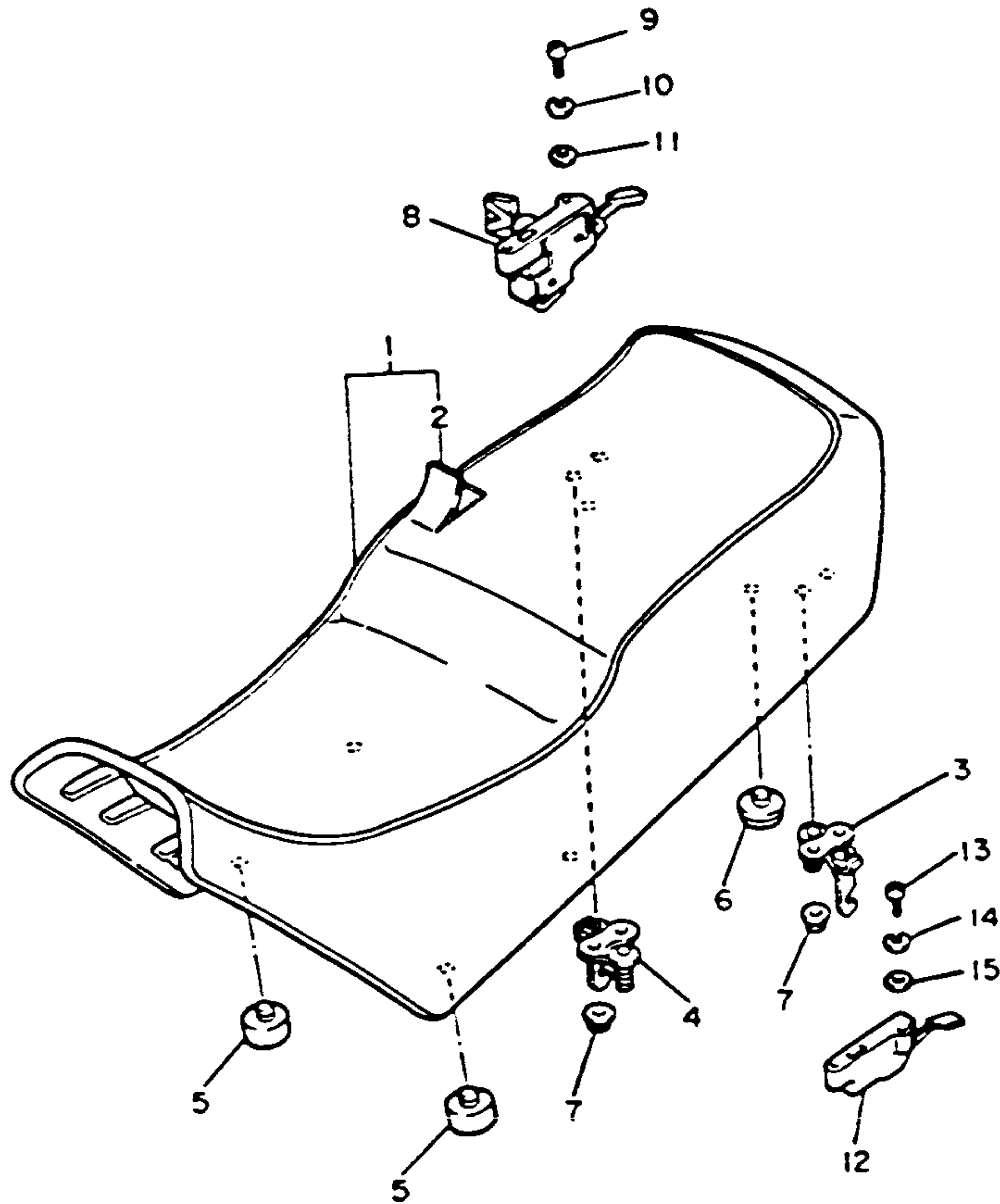
## CONTENTS

AIR FILTER	B-2-5
CABLE	E-11
CAMSHAFT	A-8
CARBURETOR	B-6,7
CHAIN	A-8
CLUTCH	C-5,6
COWLING 1	F-5-7
CRANKCASE	B-9,10
CRANKCASE COVER	B-11,12
CRANKSHAFT	A-7
CYLINDER	A-6
CYLINDER HEAD	A-5
ELECTRICAL 1	G-5
ELECTRICAL 2	G-6,7
EXHAUST	B-8
FOOTREST	F-2,3
FRAME	D-1
FRONT BRAKE CALIPER	E-7
FENDER	D-2,3
FRONT FORK	D-9-12
FRONT MASTER CYL. 1	E-12
FRONT MASTER CYL. 2	F-1
FRONT WHEEL	E-6
FUEL TANK	E-2-4
GENERATOR	C-1
GOVERNOR	C-2
HANDLEBAR	E-11
HANDLE SWITCH	G-8
HEADLIGHT	G-2
LEVER	G-8
METER	G-1
OIL COOLER	B-1
OIL FILTER	A-12
OIL PUMP	A-11
PICK UP COIL	C-2
PISTON	A-7
REAR BRAKE CALIPER	E-10
REAR MASTER CYL.	F-4
REAR SHOCKS	D-8
REAR WHEEL	E-8,9
SEAT	E-5
SERVICE DATA	J-1
SHIFT CAM	C-9
SHIFT FORK	C-9
SHIFT SHAFT	C-10
SIDE COVER	D-4,5
STAND	F-2,3
STARTER	C-3
STARTING MOTOR	C-4
STEERING	E-1
SWING ARM	D-6,7
TAILLIGHT	G-3
TECHNICAL BULLETINS	K-Row
TRANSMISSION	C-7,8
URNSIGNAL	G-4
VALVE	A-9,10



# SEAT

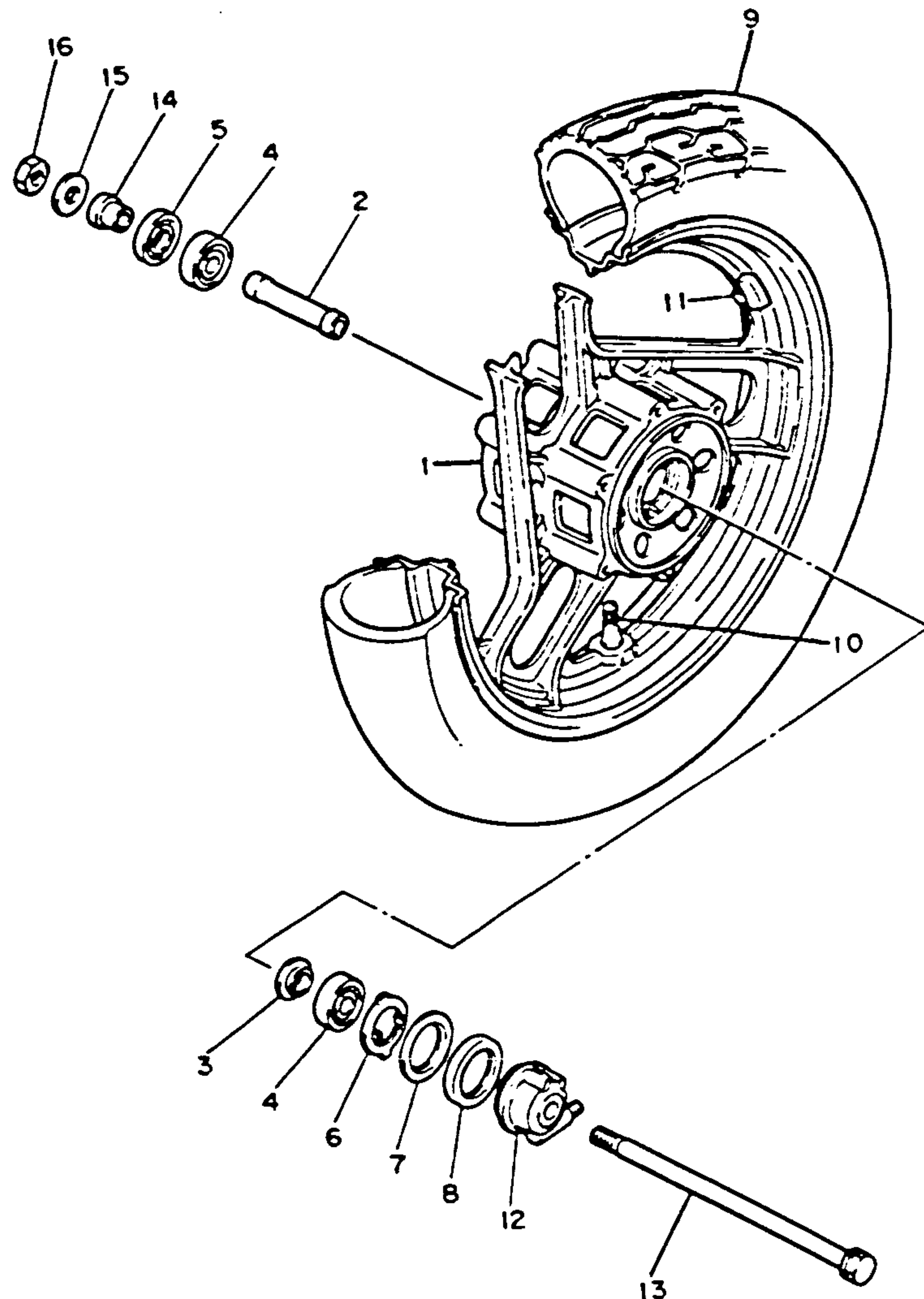
## CONTENTS



Ref. No.	Part Number	Description	S	SC	Remarks		
1	36Y-W2472-01-00	DOUBLE SEAT ASS'Y (36Y-W2472-00) . . .	1	1	Black	AIR FILTER	B-2-5
2	36Y-24731-01-00	. COVER, seat . . . . .	1	1	Black	CABLE	E-11
3	36Y-24728-00-00	BRACKET, seat . . . . .	1	1		CAMSHAFT	A-8
4	36Y-24738-00-00	BRACKET, seat . . . . .	1	1		CARBURETOR	B-6,7
5	1T4-24741-00-00	PAD, seat . . . . .	4	4		CHAIN	A-8
6	1L9-24741-00-00	PAD, seat . . . . .	2	2		CLUTCH	C-5,6
7	95701-06500-00	NUT, flange (95702-06100) . . . . .	4	4		COWLING 1	F-5-7
8	36Y-24705-00-00	SEAT LOCK ASS'Y (50H-24705-00) . . .	1	1		CRANKCASE	B-9,10
9	92503-06015-00	SCREW, panhead (92502-06016) . . . . .	2	2		CRANKCASE COVER	B-11,12
10	92990-06100-00	WASHER, spring . . .	2	2		CRANKSHAFT	A-7
11	92990-06600-00	WASHER, plate . . . . .	2	2		CYLINDER	A-6
12	36Y-24760-00-00	SEAT LEVER ASS'Y	1	1		CYLINDER HEAD	A-5
13	92503-06015-00	SCREW, panhead (92502-06016) . . . . .	2	2		ELECTRICAL 1	G-5
14	92990-06100-00	WASHER, spring . . .	2	2		ELECTRICAL 2	G-6,7
15	92990-06600-00	WASHER, Plate . . . . .	2	2		EXHAUST	B-8
						FOOTREST	F-2,3
						FRAME	D-1
						FRONT BRAKE CALIPER	E-7
						FENDER	D-2,3
						FRONT FORK	D-9-12
						FRONT MASTER CYL. 1	E-12
						FRONT MASTER CYL. 2	F-1
						FRONT WHEEL	E-6
						FUEL TANK	E-2-4
						GENERATOR	C-1
						GOVERNOR	C-2
						HANDLEBAR	E-11
						HANDLE SWITCH	G-8
						HEADLIGHT	G-2
						LEVER	G-8
						METER	G-1
						OIL COOLER	B-1
						OIL FILTER	A-12
						OIL PUMP	A-11
						PICK UP COIL	C-2
						PISTON	A-7
						REAR BRAKE CALIPER	E-10
						REAR MASTER CYL.	F-4
						REAR SHOCKS	D-8
						REAR WHEEL	E-8,9
						SEAT	E-5
						SERVICE DATA	J-1
						SHIFT CAM	C-9
						SHIFT FORK	C-9
						SHIFT SHAFT	C-10
						SIDE COVER	D-4,5
						STAND	F-2,3
						STARTER	C-3
						STARTING MOTOR	C-4
						STEERING	E-1
						SWING ARM	D-6,7
						TAILLIGHT	G-3
						TECHNICAL BULLETINS	K-Row
						TRANSMISSION	C-7,8
						TURN SIGNAL	G-4
						VALVE	A-9,10



36Y310-4270



## FRONT WHEEL

Ref. No.	Part Number	Description	S	SC	Remarks
1	36Y-25168-00-98	CAST WHEEL, front	1	1	Low Gls Blk
2	90560-15255-00	SPACER .....	1	1	
3	146-25115-00-00	FLANGE, spacer 1 ..	1	1	
4	93306-30203-00	BEARING (B6302Z)	2	2	
5	93102-22014-00	OIL SEAL.....	1	1	
6	341-25149-00-00	CLUTCH, meter ....	1	1	
7	341-25846-00-00	RETAINER, clutch ..	1	1	
8	93105-45017-00	OIL SEAL.....	1	1	
9	94112-163J0-00	TIRE (120/80V16-V250 G533) .....	1	1	U.R. Bridgestone
10	93900-00022-00	VALVE, rim (93900-00014) ...	1	1	Bridgestone
11	29L-25398-00-00	BALANCER, wheel (10G) .....	1	1	UN
	29L-25398-10-00	BALANCER, wheel (20G) .....	1	1	UN
	29L-25398-20-00	BALANCER, wheel (30G) .....	1	1	UN
12	3M5-25190-00-00	GEAR UNIT ASS'Y..	1	1	
13	36Y-25181-00-00	AXLE, wheel .....	1	1	
14	90387-15550-00	COLLAR .....	1	1	
15	92990-14200-00	WASHER, plain ....	1	1	
16	90185-14070-00	NUT, self-locking ...	1	1	

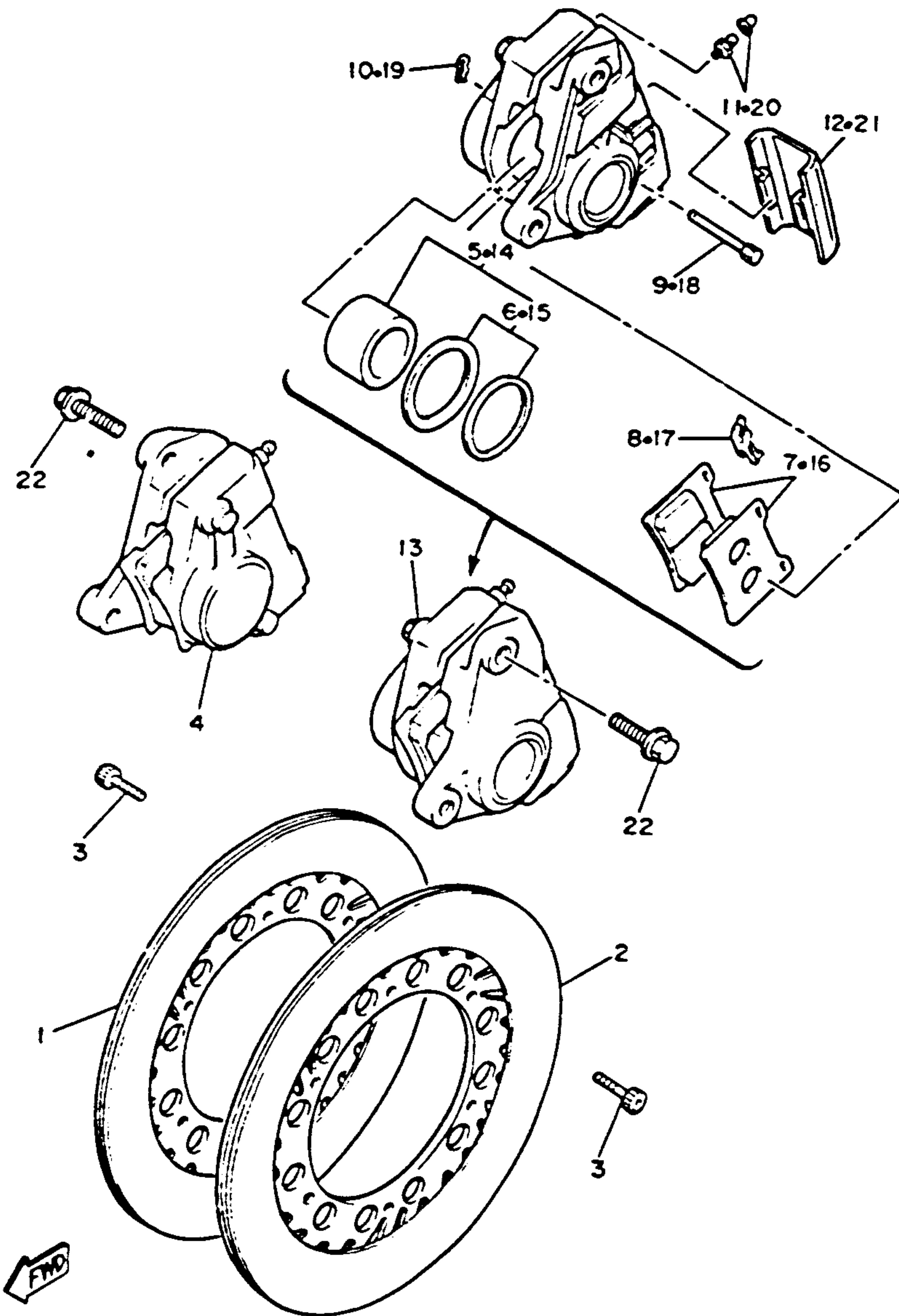
See Service Data, Grid J-Row.

## CONTENTS

AIR FILTER	B-2-6
CABLE	E-11
CAMSHAFT	A-8
CARBURETOR	B-6,7
CHAIN	A-8
CLUTCH	C-5,6
COWLING 1	F-5-7
CRANKCASE	B-9,10
CRANKCASE COVER	B-11,12
CRANKSHAFT	A-7
CYLINDER	A-6
CYLINDER HEAD	A-5
ELECTRICAL 1	G-5
ELECTRICAL 2	G-6,7
EXHAUST	B-8
FOOTREST	F-2,3
FRAME	D-1
FRONT BRAKE CALIPER	E-7
FENDER	D-2,3
FRONT FORK	D-9-12
FRONT MASTER CYL. 1	E-12
FRONT MASTER CYL. 2	F-1
FRONT WHEEL	E-6
FUEL TANK	E-2-4
GENERATOR	C-1
GOVERNOR	C-2
HANDLEBAR	E-11
HANDLE SWITCH	G-8
HEADLIGHT	G-2
LEVER	G-8
METER	G-1
OIL COOLER	B-1
OIL FILTER	A-12
OIL PUMP	A-11
PICK UP COIL	C-2
PISTON	A-7
REAR BRAKE CALIPER	E-10
REAR MASTER CYL.	F-4
REAR SHOCKS	D-8
REAR WHEEL	E-8,9
SEAT	E-5
SERVICE DATA	J-1
SHIFT CAM	C-9
SHIFT FORK	C-9
SHIFT SHAFT	C-10
SIDE COVER	D-4,5
STAND	F-2,3
STARTER	C-3
STARTING MOTOR	C-4
STEERING	E-1
SWING ARM	D-6,7
TAILLIGHT	G-3
TECHNICAL BULLETINS	K-Row
TRANSMISSION	C-7,8
URNSIGNAL	G-4
VALVE	A-9,10







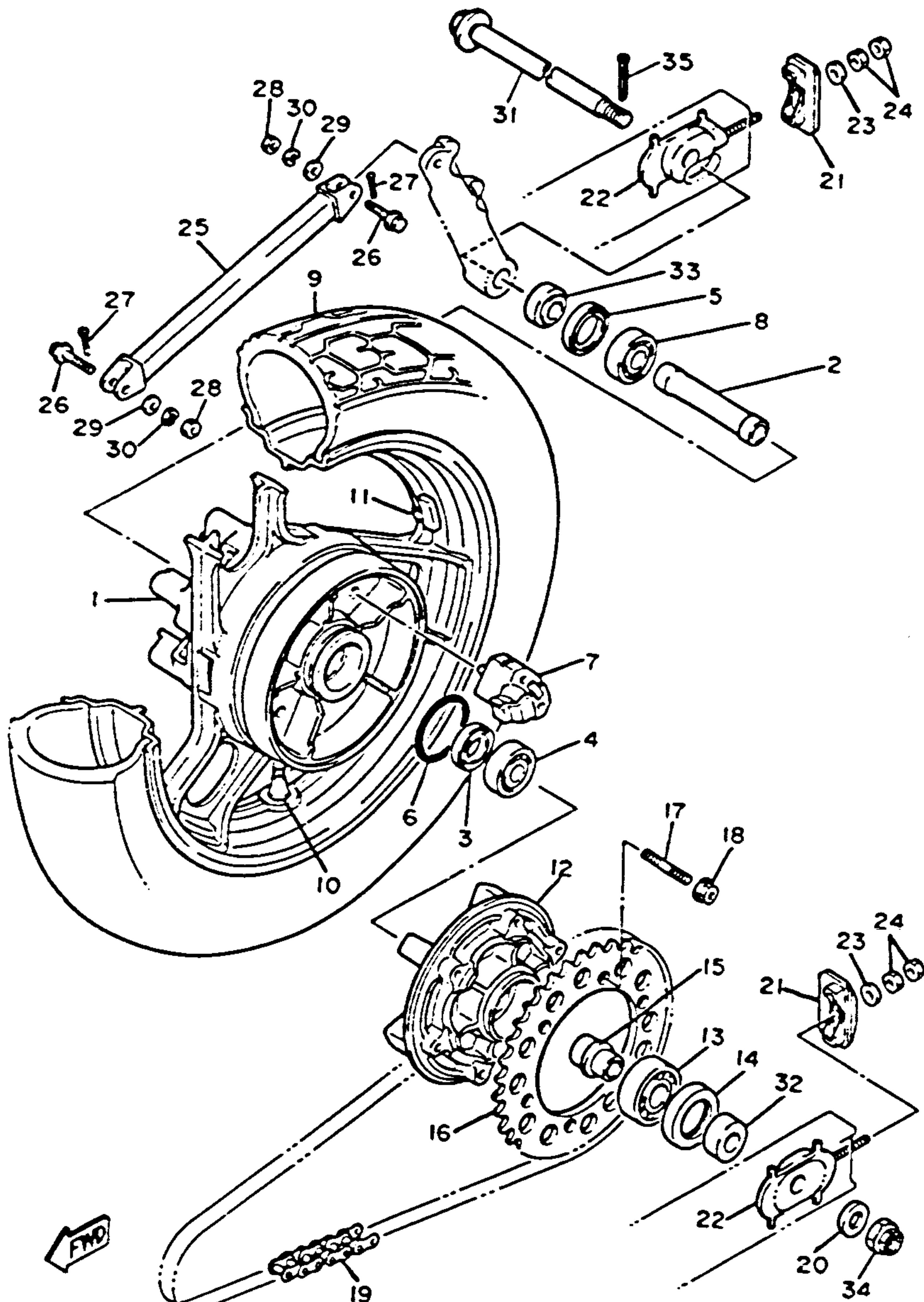
## FRONT BRAKE - CALIPER

Ref. No.	Part Number	Description	S	SC	Remarks
1	36Y-25831-00-00	DISC, brake (right) ..	1	1	
2	36Y-25831-10-00	DISC, brake (left) ...	1	1	
3	90109-08718-00	BOLT .....	12	12	
4	1FW-25810-00-00	CALIPER ASS'Y (RT)	1	1	
5	31A-W0057-00-00	PISTON ASS'Y, caliper .....	1	1	
6	31A-W0047-00-00	CALIPER SEAL KIT	1	1	
7	26H-W0045-11-00	BRAKE PAD KIT, frt (26H-W0045-10)	1	1	
8	26H-25919-00-00	SUPPORT, pad ....	1	1	
9	1KT-25924-00-00	PIN, pad .....	2	2	
10	26H-25925-00-00	CLIP .....	2	2	
11	1J3-W0048-00-00	BLEED SCREW KIT	1	1	
12	41Y-25836-00-00	COVER, dust .....	1	1	
13	1FW-25810-10-00	CALIPER ASS'Y (left)	1	1	
14	31A-W0057-00-00	PISTON ASS'Y, caliper .....	1	1	
15	31A-W0047-00-00	CALIPER SEAL KIT	1	1	
16	26H-W0045-11-00	BRAKE PAD KIT, frt (26H-W0045-10)	1	1	
17	26H-25919-00-00	SUPPORT, pad ....	1	1	
18	1KT-25924-00-00	PIN, pad .....	2	2	
19	26H-25925-00-00	CLIP .....	2	2	
20	1J3-W0048-00-00	BLEED SCREW KIT	1	1	
21	41Y-25836-00-00	COVER, dust .....	1	1	
22	90105-10308-00	BOLT, washer based	4	4	

## CONTENTS

AIR FILTER	B-2~5
CABLE	E-11
CAMSHAFT	A-8
CARBURETOR	B-6,7
CHAIN	A-8
CLUTCH	C-5,6
COWLING 1	F-5~7
CRANKCASE	B-9,10
CRANKCASE COVER	B-11,12
CRANKSHAFT	A-7
CYLINDER	A-6
CYLINDER HEAD	A-5
ELECTRICAL 1	G-5
ELECTRICAL 2	G-6,7
EXHAUST	B-8
FOOTREST	F-2,3
FRAME	D-1
FRONT BRAKE CALIPER	E-7
FENDER	D-2,3
FRONT FORK	D-9~12
FRONT MASTER CYL. 1	E-12
FRONT MASTER CYL. 2	F-1
FRONT WHEEL	E-6
FUEL TANK	E-2~4
GENERATOR	C-1
GOVERNOR	C-2
HANDLEBAR	E-11
HANDLE SWITCH	G-8
HEADLIGHT	G-2
LEVER	G-8
METER	G-1
OIL COOLER	B-1
OIL FILTER	A-12
OIL PUMP	A-11
PICK UP COIL	C-2
PISTON	A-7
REAR BRAKE CALIPER	E-10
REAR MASTER CYL.	F-4
REAR SHOCKS	D-8
REAR WHEEL	E-8,9
SEAT	E-5
SERVICE DATA	J-1
SHIFT CAM	C-9
SHIFT FORK	C-9
SHIFT SHAFT	C-10
SIDE COVER	D-4,5
STAND	F-2,3
STARTER	C-3
STARTING MOTOR	C-4
STEERING	E-1
SWING ARM	D-6,7
TAILLIGHT	G-3
TECHNICAL BULLETINS	K-Row
TRANSMISSION	C-7,8
URNSIGNAL	G-4
VALVE	A-9,10

See Service Data, Grid J-Row.



## REAR WHEEL

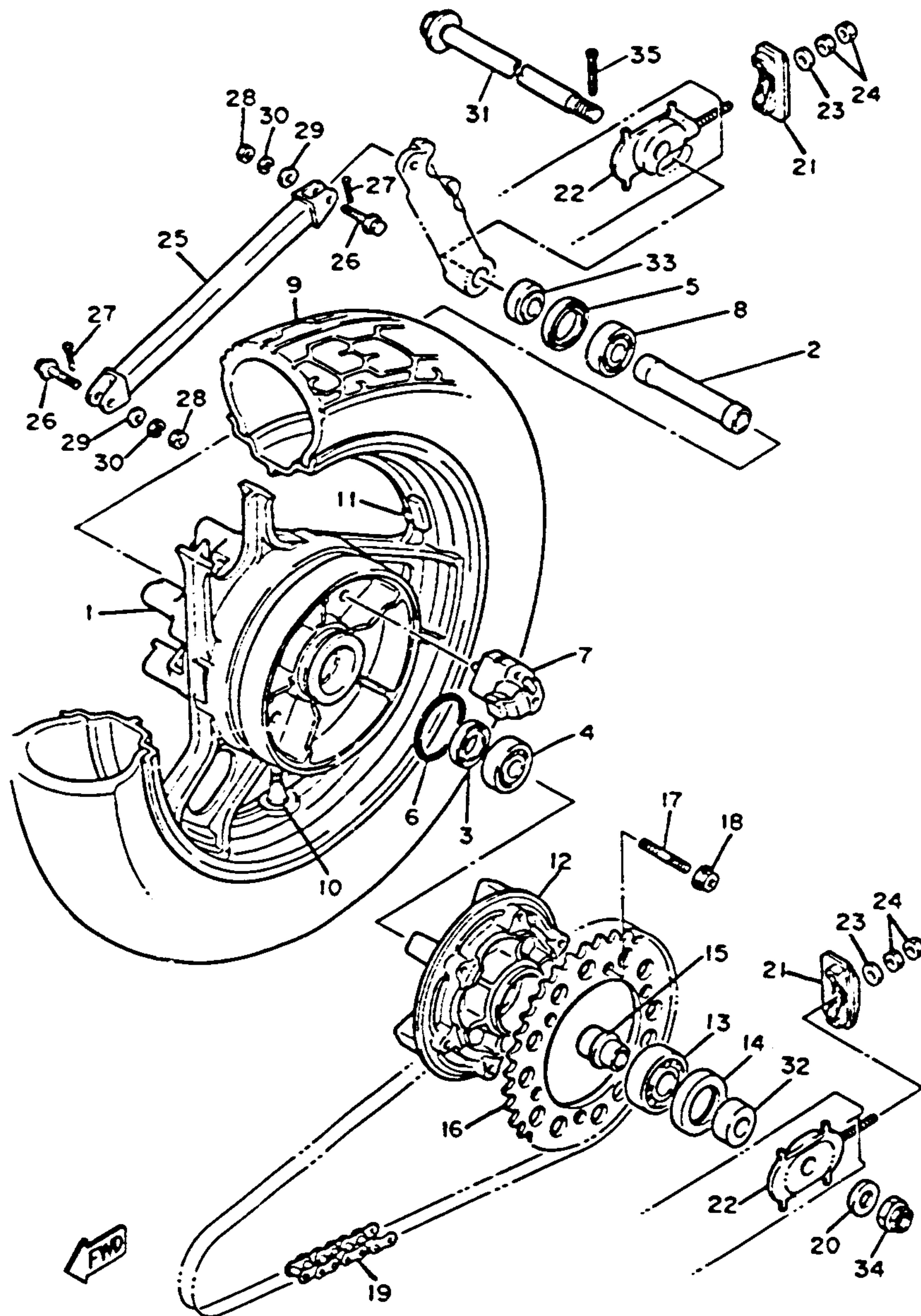
Ref. No.	Part Number	Description	S	SC	Remarks
1	36Y-25338-01-98	CAST WHEEL, rear	1	1	Low Gl's Blk
2	90560-20254-00	SPACER	1	1	
3	2H7-25315-00-00	FLANGE, spacer	1	1	
4	93306-30417-00	BEARING (B6304ZZ)	1	1	
5	93102-40367-00	OIL SEAL	1	1	
6	93210-64488-00	O-RING	1	1	
7	2GH-25364-00-00	DAMPER (5A8-25364-00)	5	5	
8	93306-30416-00	BEARING (B6304RS)	1	1	
9	94115-163J1-00	TIRE(150/80V16- V250 G534)	1	1	U.R. Bridgestone
10	93900-00022-00	VALVE, rim (93900-00014)	1	1	U.R. Bridgestone
	93900-00022-00	VALVE, rim (93900-00015)	1	1	U.R. Dunlop
11	29L-25398-00-00	BALANCER, wheel (10G)	1	1	UN
	29L-25398-10-00	BALANCER, wheel (20G)	1	1	UN
	29L-25398-20-00	BALANCER, wheel (30G)	1	1	UN
12	36Y-25366-01-00	CLUTCH, hub (36Y-25366-00)	1	1	
13	93306-30507-00	BEARING (B6305Z)	1	1	
14	93102-42260-00	OIL SEAL	1	1	
15	36Y-25377-00-00	COLLAR, wheel	1	1	

See Service Data, Grid J-Row.

## CONTENTS

AIR FILTER	B-2-5
CABLE	E-11
CAMSHAFT	A-8
CARBURETOR	B-6,7
CHAIN	A-8
CLUTCH	C-5,6
COWLING 1	F-5-7
CRANKCASE	B-9,10
CRANKCASE COVER	B-11,12
CRANKSHAFT	A-7
CYLINDER	A-6
CYLINDER HEAD	A-5
ELECTRICAL 1	G-5
ELECTRICAL 2	G-6,7
EXHAUST	B-8
FOOTREST	F-2,3
FRAME	U-1
FRONT BRAKE CALIPER	E-7
FENDER	D-2,3
FRONT FORK	D-9-12
FRONT MASTER CYL. 1	E-12
FRONT MASTER CYL. 2	F-1
FRONT WHEEL	E-6
FUEL TANK	E-2-4
GENERATOR	C-1
GOVERNOR	C-2
HANDLEBAR	E-11
HANDLE SWITCH	G-8
HEADLIGHT	G-2
LEVER	G-8
METER	G-1
OIL COOLER	B-1
OIL FILTER	A-12
OIL PUMP	A-11
PICK UP COIL	C-2
PISTON	A-7
REAR BRAKE CALIPER	E-10
REAR MASTER CYL.	F-4
REAR SHOCKS	D-8
REAR WHEEL	E-8,9
SEAT	E-5
SERVICE DATA	J-1
SHIFT CAM	C-9
SHIFT FORK	C-9
SHIFT SHAFT	C-10
SIDE COVER	D-4,5
STAND	F-2,3
STARTER	C-3
STARTING MOTOR	C-4
STEERING	E-1
SWING ARM	D-6,7
TAILLIGHT	G-3
TECHNICAL BULLETINS	K-Row
TRANSMISSION	C-7,8
URNSIGNAL	G-4
VALVE	A-9,10





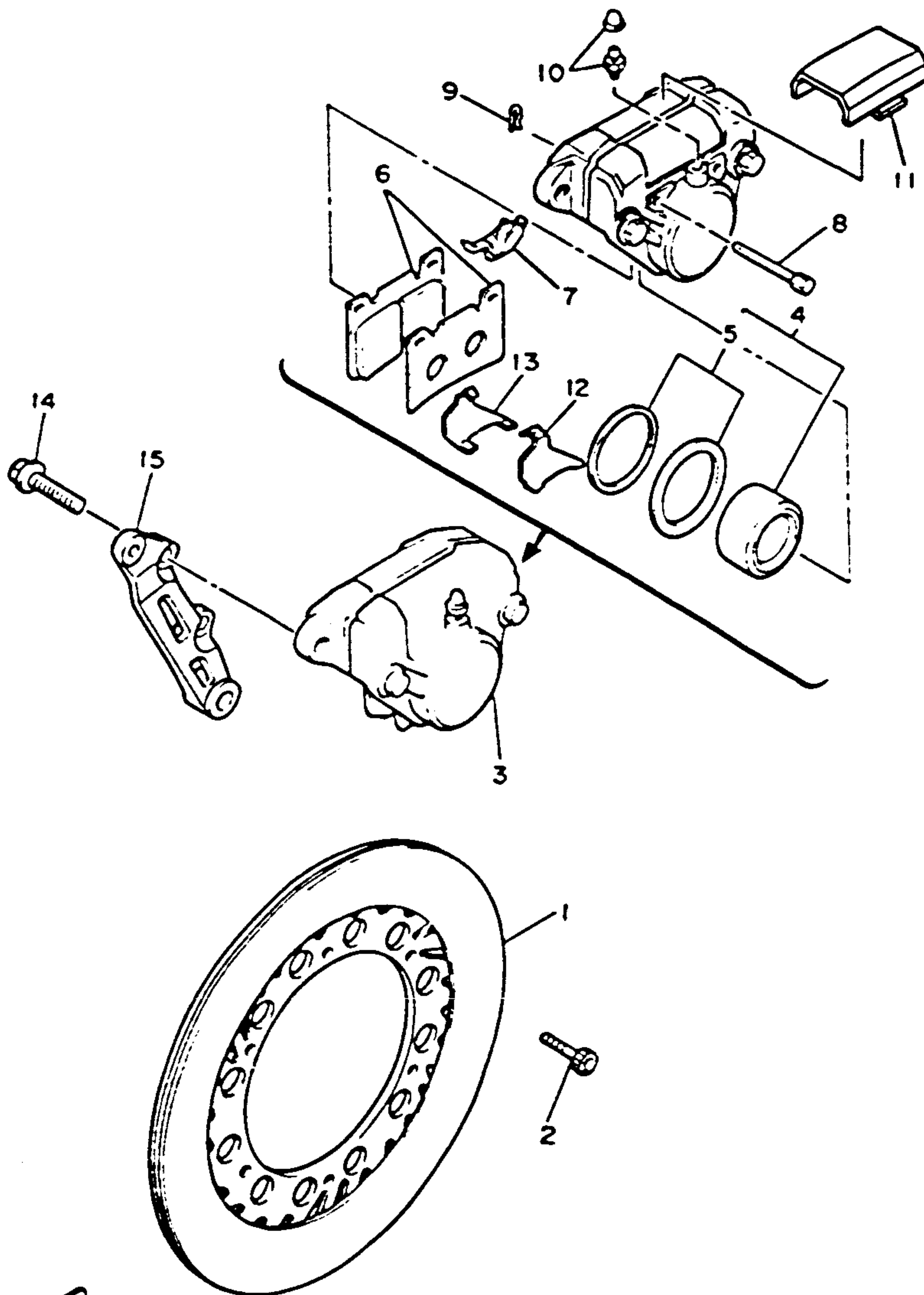
## REAR WHEEL

Ref. No.	Part Number	Description	S	SC	Remarks
16	36Y-25441-20-33	SPROCKET, driven (41T).....	1	1	Yamaha Blk
17	90116-10485-00	BOLT, stud .....	6	6	
18	95601-10200-00	NUT (90179-10280)	6	6	
19	94580-94110-00	CHAIN (D1D 50ZL5-110L)...	1	1	
20	90201-18264-00	WASHER, Plate ....	1	1	
21	36Y-25389-00-00	PULLER, chain 2 ...	2	2	
22	36Y-25388-01-00	PULLER, chain 1 ...	2	2	
23	92990-08200-00	WASHER, Plain (92903-08200) ....	2	2	
24	95303-08600-00	NUT .....	2	2	
25	36Y-25371-00-00	BAR, tension .....	1	1	
26	90105-08315-00	BOLT, washer based	2	2	
27	91401-20015-00	PIN, cotter .....	2	2	
28	95303-08700-00	NUT (95301-08700)	2	2	
29	92901-08600-00	WASHER, plate ....	2	2	
30	92990-08100-00	WASHER, spring ...	2	2	
31	36Y-25381-00-00	AXLE, wheel .....	1	1	
32	90387-205K3-00	COLLAR .....	1	1	
33	90387-207N7-00	COLLAR .....	1	1	
34	90171-18043-00	NUT, castle .....	1	1	
35	91401-40040-00	PIN, cotter .....	1	1	

See Service Data, Grid J-Row.

## CONTENTS

AIR FILTER	B-2-5
CABLE	E-11
CAMSHAFT	A-8
CARBURETOR	B-6,7
CHAIN	A-8
CLUTCH	C-5,6
COWLING 1	F-5-7
CRANKCASE	B-9,10
CRANKCASE COVER	B-11,12
CRANKSHAFT	A-7
CYLINDER	A-6
CYLINDER HEAD	A-5
ELECTRICAL 1	G-5
ELECTRICAL 2	G-6,7
EXHAUST	B-8
FOOTREST	F-2,3
FRAME	D-1
FRONT BRAKE CALIPER	E-7
FENDER	D-2,3
FRONT FORK	D-9-12
FRONT MASTER CYL. 1	E-12
FRONT MASTER CYL. 2	F-1
FRONT WHEEL	E-6
FUEL TANK	E-2-4
GENERATOR	C-1
GOVERNOR	C-2
HANDLEBAR	E-11
HANDLE SWITCH	G-8
HEADLIGHT	G-2
LEVER	G-8
METER	G-1
OIL COOLER	B-1
OIL FILTER	A-12
OIL PUMP	A-11
PICK UP COIL	C-2
PISTON	A-7
REAR BRAKE CALIPER	E-10
REAR MASTER CYL.	F-4
REAR SHOCKS	D-8
REAR WHEEL	E-8,9
SEAT	E-5
SERVICE DATA	J-1
SHIFT CAM	C-9
SHIFT FORK	C-9
SHIFT SHAFT	C-10
SIDE COVER	D-4,5
STAND	F-2,3
STARTER	C-3
STARTING MOTOR	C-4
STEERING	E-1
SWING ARM	D-6,7
TAILLIGHT	G-3
TECHNICAL BULLETINS	K-Row
TRANSMISSION	C-7,8
URNSIGNAL	G-4
VALVE	A-9,10



## REAR BRAKE CALIPER

Ref. No.	Part Number	Description	S	SC	Remarks
1	36Y-25831-00-00	DISC, brake (right) ..	1	1	
2	90109-08718-00	BOLT.....	6	6	
3	1FW-25810-50-00	CALIPER ASS'Y ....	1	1	
4	31A-W0057-00-00	PISTON ASS'Y, caliper .....	1	1	
5	31A-W0047-00-00	CALIPER SEAT KIT	1	1	
6	1FK-W0045-00-00	BRAKE PAD KIT, front .....	1	1	
7	26H-25919-00-00	SUPPORT, pad....	1	1	
8	1KT-25924-00-00	PIN, pad .....	2	2	
9	26H-25925-00-00	CLIP .....	2	2	
10	1J3-W0048-00-00	BLEED SCREW KIT	1	1	
11	41Y-25836-00-00	COVER, dust .....	1	1	
12	1FK-25827-00-00	SHIM, caliper .....	1	1	
13	1FK-25828-00-00	SHIM, caliper .....	1	1	
14	90105-10308-00	BOLT, washer based	2	2	
15	36Y-25819-00-00	BRACKET, caliper ..	1	1	

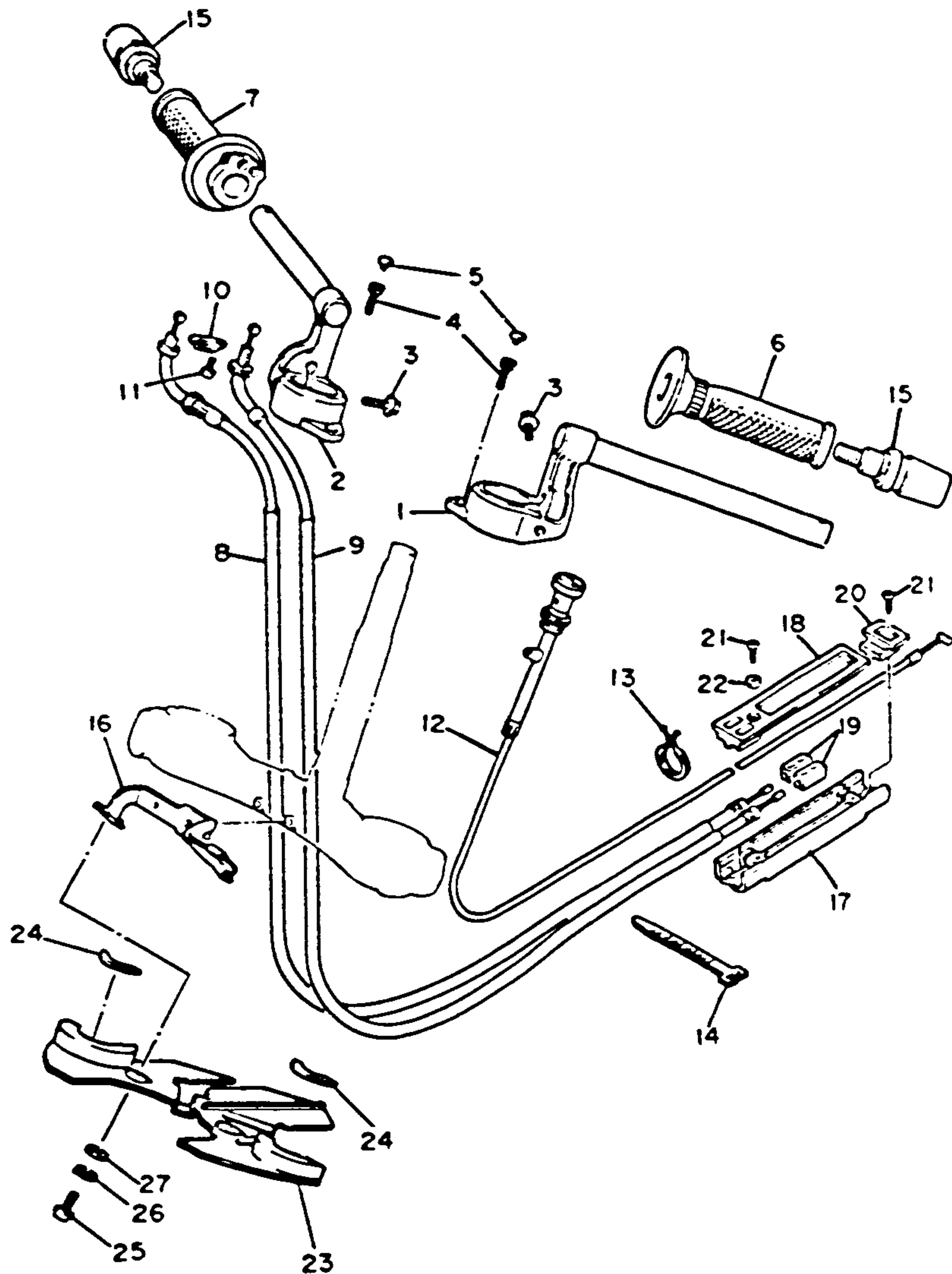
See Service Data, Grid J-Row.

## CONTENTS

AIR FILTER	B-2-5
CABLE	E-11
CAMSHAFT	A-8
CARBURETOR	B-6,7
CHAIN	A-8
CLUTCH	C-5,6
COWLING 1	F-5-7
CRANKCASE	B-9,10
CRANKCASE COVER	B-11,12
CRANKSHAFT	A-7
CYLINDER	A-6
CYLINDER HEAD	A-5
ELECTRICAL 1	G-5
ELECTRICAL 2	G-6,7
EXHAUST	B-8
FOOTREST	F-2,3
FRAME	D-1
FRONT BRAKE CALIPER	E-7
FENDER	D-2,3
FRONT FORK	D-9-12
FRONT MASTER CYL. 1	E-12
FRONT MASTER CYL. 2	F-1
FRONT WHEEL	E-6
FUEL TANK	E-2-4
GENERATOR	C-1
GOVERNOR	C-2
HANDLEBAR	E-11
HANDLE SWITCH	G-8
HEADLIGHT	G-2
LEVER	G-8
METER	G-1
OIL COOLER	B-1
OIL FILTER	A-12
OIL PUMP	A-11
PICK UP COIL	C-2
PISTON	A-7
REAR BRAKE CALIPER	E-10
REAR MASTER CYL.	F-4
REAR SHOCKS	D-8
REAR WHEEL	E-8,9
SEAT	E-5
SERVICE DATA	J-1
SHIFT CAM	C-9
SHIFT FORK	C-9
SHIFT SHAFT	C-10
SIDE COVER	D-4,5
STAND	F-2,3
STARTER	C-3
STARTING MOTOR	C-4
STEERING	E-1
SWING ARM	D-6,7
TAILLIGHT	G-3
TECHNICAL BULLETINS	K-Row
TRANSMISSION	C-7,8
TURN SIGNAL	G-4
VALVE	A-9,10





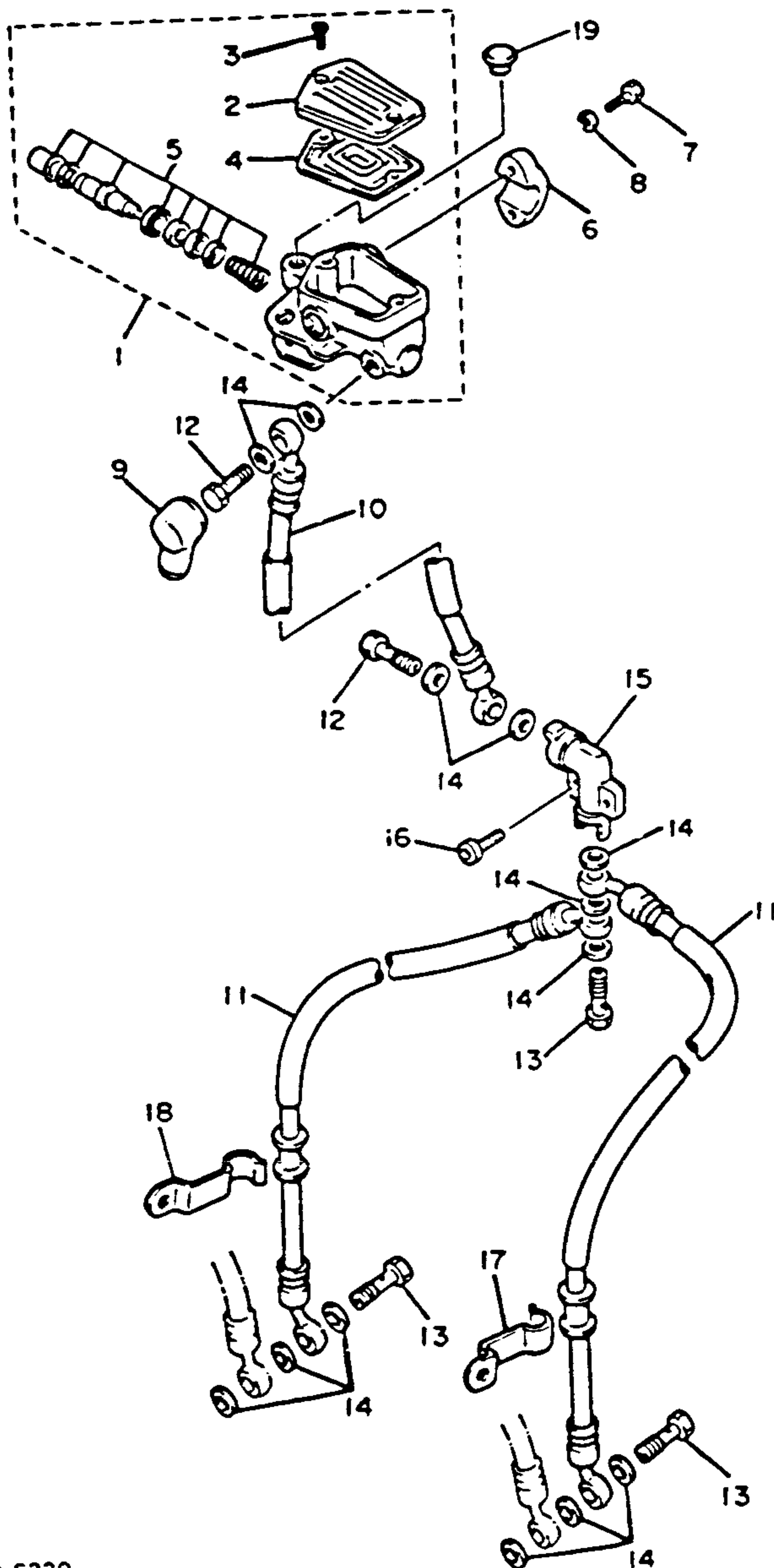


## HANDLEBAR - CABLE

Ref. No.	Part Number	Description	S	SC	Remarks
1	36Y-26121-00-00	HANDLEBAR (left) ..	1	1	
2	36Y-26122-00-00	HANDLE (right) ....	1	1	
3	95026-08035-00	BOLT, flange .....	2	2	
4	91316-06016-00	BOLT .....	2	2	
5	2H9-23469-00-00	CAP, bolt .....	2	2	
6	31A-26241-00-00	GRIP (L.H.) .....	1	1	
7	36Y-26240-00-00	GRIP ASS'Y .....	1	1	
8	36Y-26311-01-00	CABLE, throttle 1 ...	1	1	
9	36Y-26312-01-00	CABLE, throttle 2 ...	1	1	
10	5H0-26393-00-00	HOLDER .....	1	1	
11	98506-05008-00	SCREW, panhead ...	1	1	
12	1TX-26330-00-00	STARTER CABLE ASSY .....	1	1	
13	90464-23041-00	CLAMP .....	1	1	
14	90464-13073-00	CLAMP .....	1	1	
15	36Y-26246-00-00	END, grip .....	2	2	
16	1TX-21343-00-00	BRACKET, horn ....	1	1	
17	36Y-26261-00-00	CONNECTOR, cable	1	1	
18	36Y-26262-00-00	CAP, cable connector	1	1	
19	26H-26244-01-00	SLIDER, throttle ....	2	2	
20	36Y-26272-00-00	CAP .....	1	1	
21	97706-30112-00	SCREW, tapping ...	3	3	
22	92906-03200-00	WASHER .....	2	2	
23	[1TX-2836K-00]	PANEL, inner 1 ....	1	1	
24	[1TX-2834E-00]	DAMPER .....	2	2	
25	92506-06016-00	SCREW, panhead ...	2	2	
26	92906-06100-00	WASHER, spring ...	2	2	
27	92906-06600-00	WASHER, plate ....	2	2	

## CONTENTS

AIR FILTER	B-2-5
CABLE	E-11
CAMSHAFT	A-8
CARBURETOR	B-6,7
CHAIN	A-8
CLUTCH	C-5,6
COWLING 1	F-5-7
CRANKCASE	B-9,10
CRANKCASE COVER	B-11,12
CRANKSHAFT	A-7
CYLINDER	A-6
CYLINDER HEAD	A-5
ELECTRICAL 1	G-5
ELECTRICAL 2	G-6,7
EXHAUST	B-8
FOOTREST	F-2,3
FRAME	D-1
FRONT BRAKE CALIPER	E-7
FENDER	D-2,3
FRONT FORK	D-9-12
FRONT MASTER CYL. 1	E-12
FRONT MASTER CYL. 2	F-1
FRONT WHEEL	E-6
FUEL TANK	E-2-4
GENERATOR	C-1
GOVERNOR	C-2
HANDLEBAR	E-11
HANDLE SWITCH	G-8
HEADLIGHT	G-2
LEVER	G-8
METER	G-1
OIL COOLER	B-1
OIL FILTER	A-12
OIL PUMP	A-11
PICK UP COIL	C-2
PISTON	A-7
REAR BRAKE CALIPER	E-10
REAR MASTER CYL.	F-4
REAR SHOCKS	D-8
REAR WHEEL	E-8,9
SEAT	E-5
SERVICE DATA	J-1
SHIFT CAM	C-9
SHIFT FORK	C-9
SHIFT SHAFT	C-10
SIDE COVER	D-4,5
STAND	F-2,3
STARTER	C-3
STARTING MOTOR	C-4
STEERING	E-1
SWING ARM	D-6,7
TAILLIGHT	G-3
TECHNICAL BULLETINS	K-Row
TRANSMISSION	C-7,8
TURN SIGNAL	G-4
VALVE	A-9,10



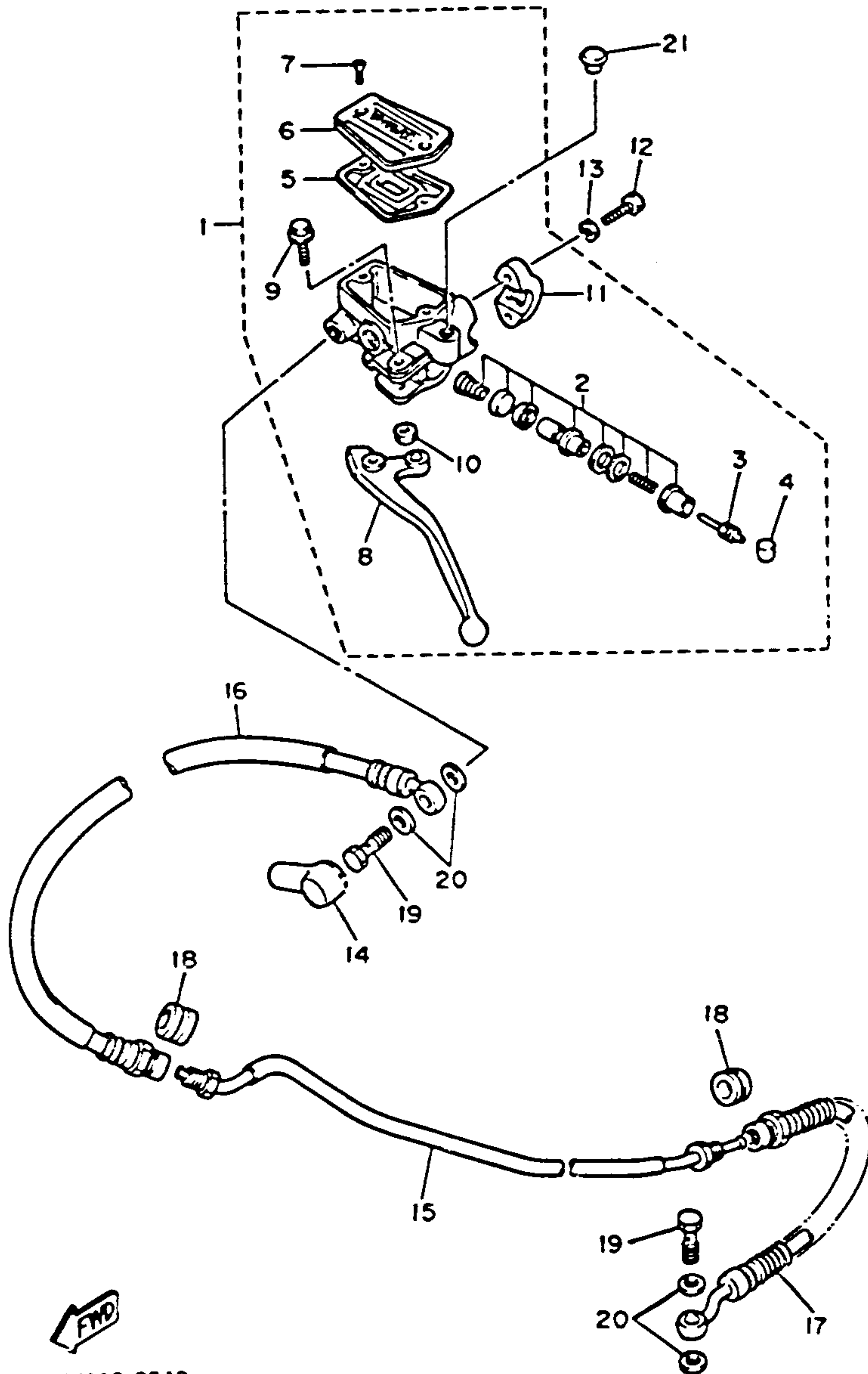
## FRONT MASTER CYLINDER

Ref. No.	Part Number	Description	S	SC	Remarks
1	36Y-25850-01-00	MASTER CYL. ASS'Y (36Y-25850-00) . . . . .	1	1	
2	36Y-25852-01-00	. CAP, reservoir (36Y-25852-00) . . . . .	1	1	
3	98706-04012-00	. SCREW, flat head . . . . .	2	2	
4	36Y-25854-00-00	. DIAPHRAGM, reservoir . . . . .	1	1	
5	36Y-W0041-00-00	. CYL. KIT, master . . . . .	1	1	
6	36Y-25867-00-00	BRACKET, master cyl. . . . .	1	1	
7	91316-06025-00	BOLT . . . . .	2	2	
8	92906-06100-00	WASHER, spring . . . . .	2	2	
9	4L0-25862-00-00	BOOT, master cyl. . . . .	1	1	
10	36Y-25872-00-00	HOSE, brake 2 . . . . .	2	2	
11	36Y-25873-00-00	HOSE, brake 2 . . . . .	2	2	
12	90401-10096-00	BOLT, union . . . . .	2	2	
13	90401-10095-00	BOLT, union . . . . .	3	3	
14	90201-10118-00	WASHER, Plate . . . . .	13	13	
15	11U-25885-00-00	JOINT . . . . .	1	1	
16	91316-06025-00	BOLT . . . . .	2	2	
17	36Y-25875-00-00	HOLDER, brake hose 1 . . . . .	1	1	
18	36Y-25876-00-00	HOLDER, brake hose 2 . . . . .	1	1	
19	90338-09012-00	PLUG . . . . .	1	1	

## CONTENTS

AIR FILTER	B-2-5
CABLE	E-11
CAMSHAFT	A-8
CARBURETOR	B-6,7
CHAIN	A-8
CLUTCH	C-5,6
COWLING 1	F-5-7
CRANKCASE	B-9,10
CRANKCASE COVER	B-11,12
CRANKSHAFT	A-7
CYLINDER	A-6
CYLINDER HEAD	A-5
ELECTRICAL 1	G-5
ELECTRICAL 2	G-6,7
EXHAUST	B-8
FOOTREST	F-2,3
FRAME	D-1
FRONT BRAKE CALIPER	E-7
FENDER	D-2,3
FRONT FORK	D-9-12
FRONT MASTER CYL. 1	E-12
FRONT MASTER CYL. 2	F-1
FRONT WHEEL	E-6
FUEL TANK	E-2-4
GENERATOR	C-1
GOVERNOR	C-2
HANDLEBAR	E-11
HANDLE SWITCH	G-8
HEADLIGHT	G-2
LEVER	G-8
METER	G-1
OIL COOLER	B-1
OIL FILTER	A-12
OIL PUMP	A-11
PICK UP COIL	C-2
PISTON	A-7
REAR BRAKE CALIPER	E-10
REAR MASTER CYL.	F-4
REAR SHOCKS	D-8
REAR WHEEL	E-8,9
SEAT	E-5
SERVICE DATA	J-1
SHIFT CAM	C-9
SHIFT FORK	C-9
SHIFT SHAFT	C-10
SIDE COVER	D-4,5
STAND	F-2,3
STARTER	C-3
STARTING MOTOR	C-4
STEERING	E-1
SWING ARM	D-6,7
TAILLIGHT	G-3
TECHNICAL BULLETINS	K-Row
TRANSMISSION	C-7,8
TURN SIGNAL	G-4
VALVE	A-9,10



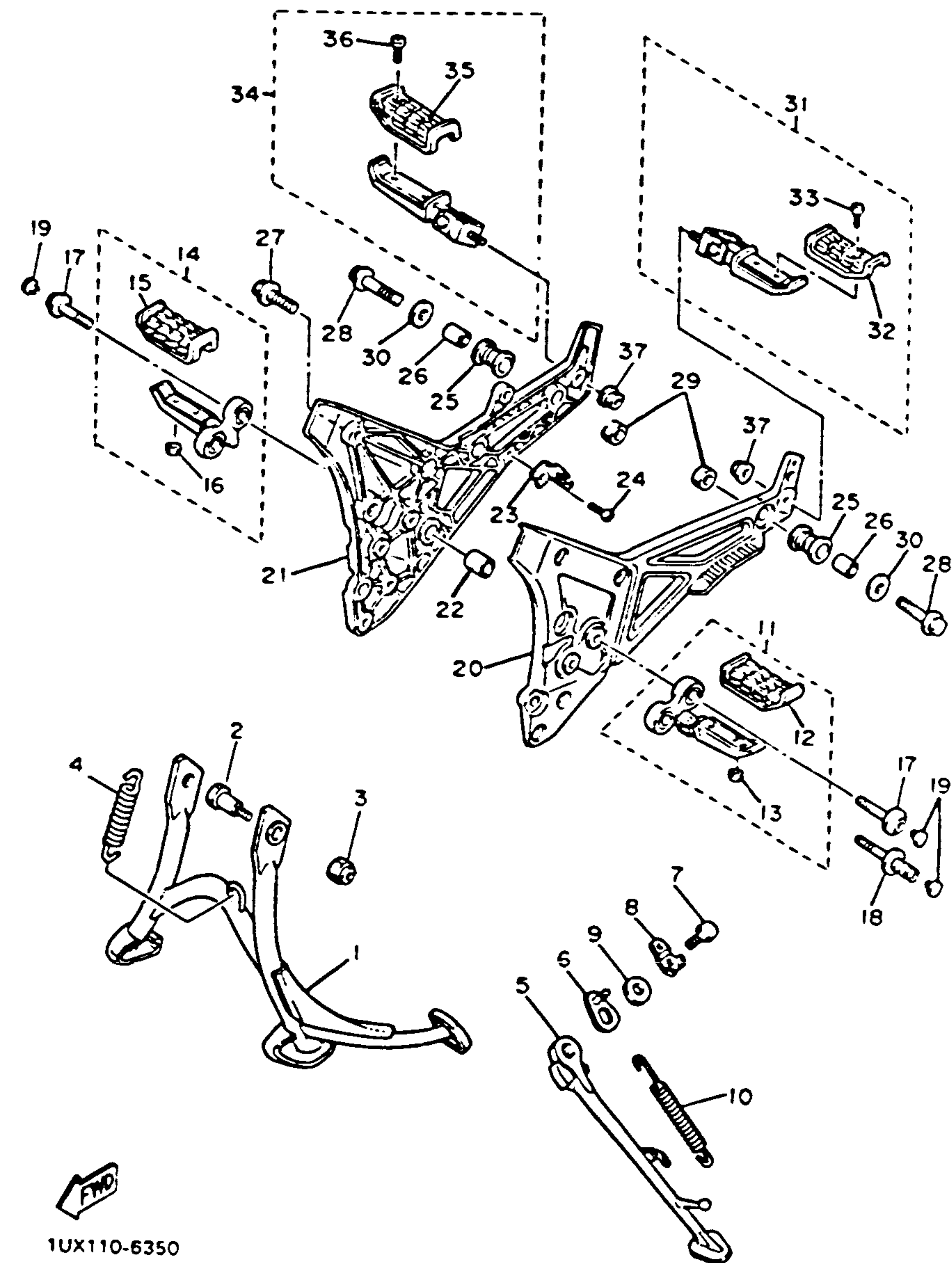


## FRONT MASTER CYLINDER 2

Ref. No.	Part Number	Description	S	SC	Remarks
1	38V-26450-00-00	MASTER CYL. ASS'Y (clutch)(1UF-26450-01)	1	1	
2	26H-W0099-00-00	CYLINDER KIT, master (clutch) ...	1	1	
3	26H-26464-00-00	. ROD, push .....	1	1	
4	26H-26455-00-00	. BUSH .....	1	1	
5	1AE-26454-00-00	. DIAPHRAGM, reservoir .....	1	1	
6	2AK-26452-00-00	. CAP, reservoir ....	1	1	
7	98706-04012-00	. SCREW, flat head	2	2	
8	1AE-83912-00-00	. LEVER 1 .....	1	1	
9	90109-067A0-00	. BOLT .....	1	1	
10	95616-06100-00	. NUT, u (95606-06100) ...	1	1	
11	1AE-26467-00-00	. HOLDER .....	1	1	
12	91313-06025-00	BOLT .....	2	2	
13	92906-06100-00	WASHER, spring ...	2	2	
14	4L0-25862-00-00	BOOT, master cylinder	1	1	
15	36Y-26471-00-00	PIPE .....	1	1	
16	36Y-26472-00-00	HOSE, clutch 1 ....	1	1	
17	36Y-26473-00-00	HOSE, clutch 2 ....	1	1	
18	341-25881-00-00	PROTECTOR, brake hose .....	2	2	
19	90401-10096-00	BOLT, union .....	2	2	
20	90201-10118-00	WASHER, Plate ....	4	4	
21	90338-09012-00	PLUG .....	1	1	

## CONTENTS

AIR FILTER	B-2-5
CABLE	E-11
CAMSHAFT	A-8
CARBURETOR	B-6,7
CHAIN	A-8
CLUTCH	C-5,6
COWLING 1	F-5-7
CRANKCASE	B-9,10
CRANKCASE COVER	B-11,12
CRANKSHAFT	A-7
CYLINDER	A-6
CYLINDER HEAD	A-5
ELECTRICAL 1	G-6
ELECTRICAL 2	G-6,7
EXHAUST	B-8
FOOTREST	F-2,3
FRAME	D-1
FRONT BRAKE CALIPER	E-7
FENDER	D-2,3
FRONT FORK	D-9-12
FRONT MASTER CYL. 1	E-12
FRONT MASTER CYL. 2	F-1
FRONT WHEEL	E-6
FUEL TANK	E-2-4
GENERATOR	C-1
GOVERNOR	C-2
HANDLEBAR	E-11
HANDLE SWITCH	G-8
HEADLIGHT	G-2
LEVER	G-8
METER	G-1
OIL COOLER	B-1
OIL FILTER	A-12
OIL PUMP	A-11
PICK UP COIL	C-2
PISTON	A-7
REAR BRAKE CALIPER	E-10
REAR MASTER CYL.	F-4
REAR SHOCKS	D-8
REAR WHEEL	E-8,9
SEAT	E-5
SERVICE DATA	J-1
SHIFT CAM	C-9
SHIFT FORK	C-9
SHIFT SHAFT	C-10
SIDE COVER	D-4,5
STAND	F-2,3
STARTER	C-3
STARTING MOTOR	C-4
STEERING	E-1
SWING ARM	D-6,7
TAILLIGHT	G-3
TECHNICAL BULLETINS	K-Row
TRANSMISSION	C-7,8
URNSIGNAL	G-4
VALVE	A-9,10



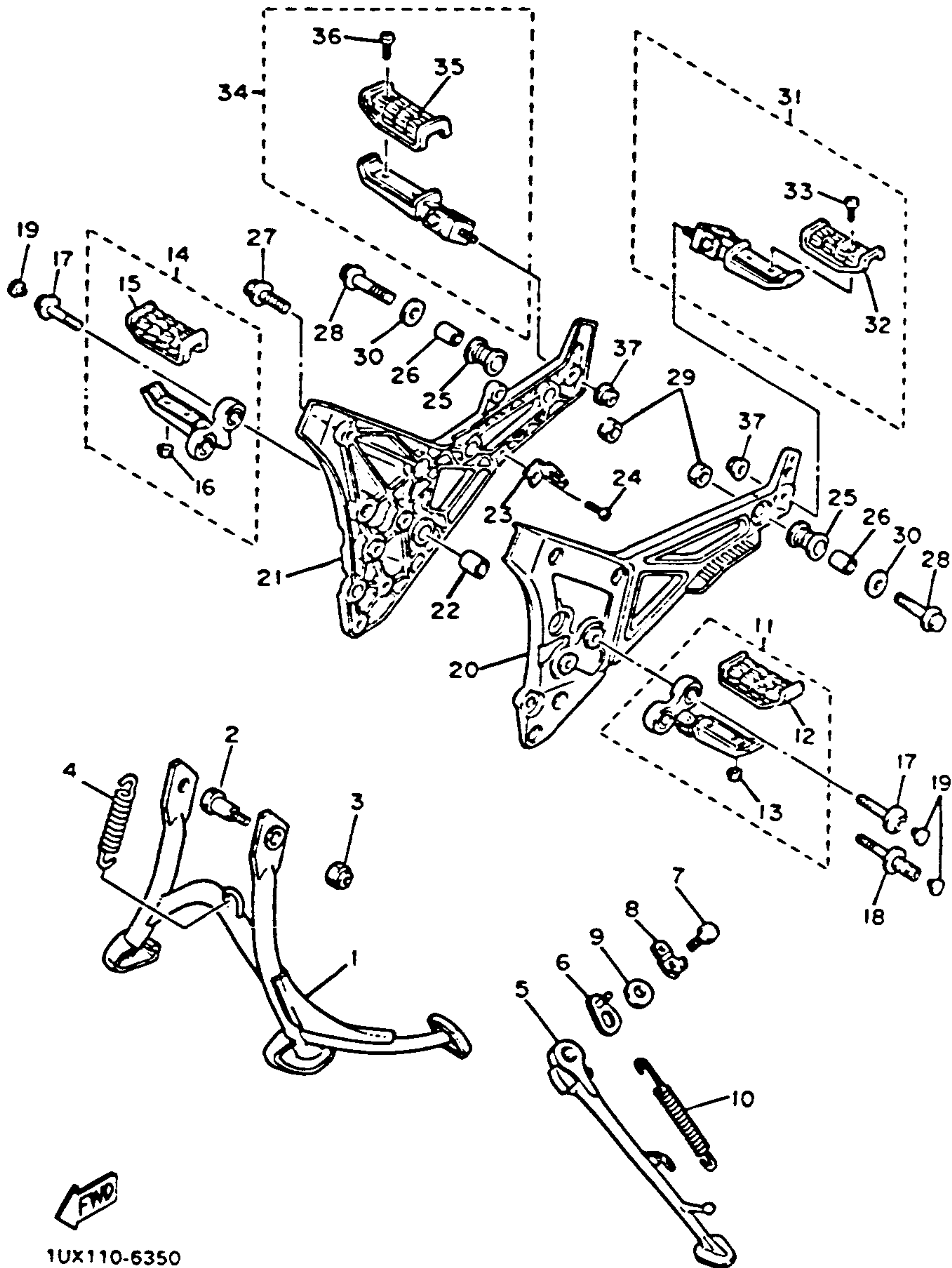
## STAND - FOOTREST

Ref. No.	Part Number	Description	S	SC	Remarks
1	36Y-27111-01-33	STAND, main.....	1	1	YamahaBlk
2	90109-101E6-00	BOLT.....	2	2	
3	90185-10091-00	NUT, self-locking ...	2	2	
4	90506-45278-00	SPRING, tension	1	1	
5	1TX-27311-00-35	STAND, side .....	1	1	Silver
6	36Y-27352-00-00	HOOK, side stand ..	1	1	
7	97016-08020-00	BOLT (97306-08020)	1	1	
8	36Y-27322-00-00	WASHER .....	1	1	
9	90201-087H3-00	WASHER, plate ....	1	1	
10	90506-29358-00	SPRNG, tension ....	1	1	
11	1WJ-27410-00-00	FRONT FOOTREST ASS'Y (left) .....	1	1	
12	22N-27413-00-00	. COVER, footrest ..	1	1	
13	95601-06100-00	. NUT, u .....	2	2	
14	1WJ-27420-00-00	FRONT FOOTREST ASS'Y (right) .....	1	1	
15	22N-27413-00-00	. COVER, footrest ..	1	1	
16	95601-06100-00	. NUT, u .....	2	2	
17	36Y-27416-00-00	BOLT, footrest.....	3	3	
18	90109-G81A5-00	BOLT .....	1	1	
19	90338-08163-00	PLUG.....	4	4	

## CONTENTS

AIR FILTER	B-2-5
CABLE	E-11
CAMSHAFT	A-8
CARBURETOR	B-6,7
CHAIN	A-8
CLUTCH	C-5,6
COWLING 1	F-5-7
CRANKCASE	B-9,10
CRANKCASE COVER	B-11,12
CRANKSHAFT	A-7
CYLINDER	A-6
CYLINDER HEAD	A-5
ELECTRICAL 1	G-5
ELECTRICAL 2	G-6,7
EXHAUST	B-8
FOOTREST	F-2,3
FRAME	D-1
FRONT BRAKE CALIPER	E-7
FENDER	D-2,3
FRONT FORK	D-9-12
FRONT MASTER CYL. 1	E-12
FRONT MASTER CYL. 2	F-1
FRONT WHEEL	E-6
FUEL TANK	E-2-4
GENERATOR	C-1
GOVERNOR	C-2
HANDLEBAR	E-11
HANDLE SWITCH	G-8
HEADLIGHT	G-2
LEVER	G-8
METER	G-1
OIL COOLER	B-1
OIL FILTER	A-12
OIL PUMP	A-11
PICK UP COIL	C-2
PISTON	A-7
REAR BRAKE CALIPER	E-10
REAR MASTER CYL.	F-4
REAR SHOCKS	D-8
REAR WHEEL	E-8,9
SEAT	E-5
SERVICE DATA	J-1
SHIFT CAM	C-9
SHIFT FORK	C-9
SHIFT SHAFT	C-10
SIDE COVER	D-4,5
STAND	F-2,3
STARTER	C-3
STARTING MOTOR	C-4
STEERING	E-1
SWING ARM	D-6,7
TAILLIGHT	G-3
TECHNICAL BULLETINS	K-Row
TRANSMISSION	C-7,8
URNSIGNAL	G-4
VALVE	A-9,10



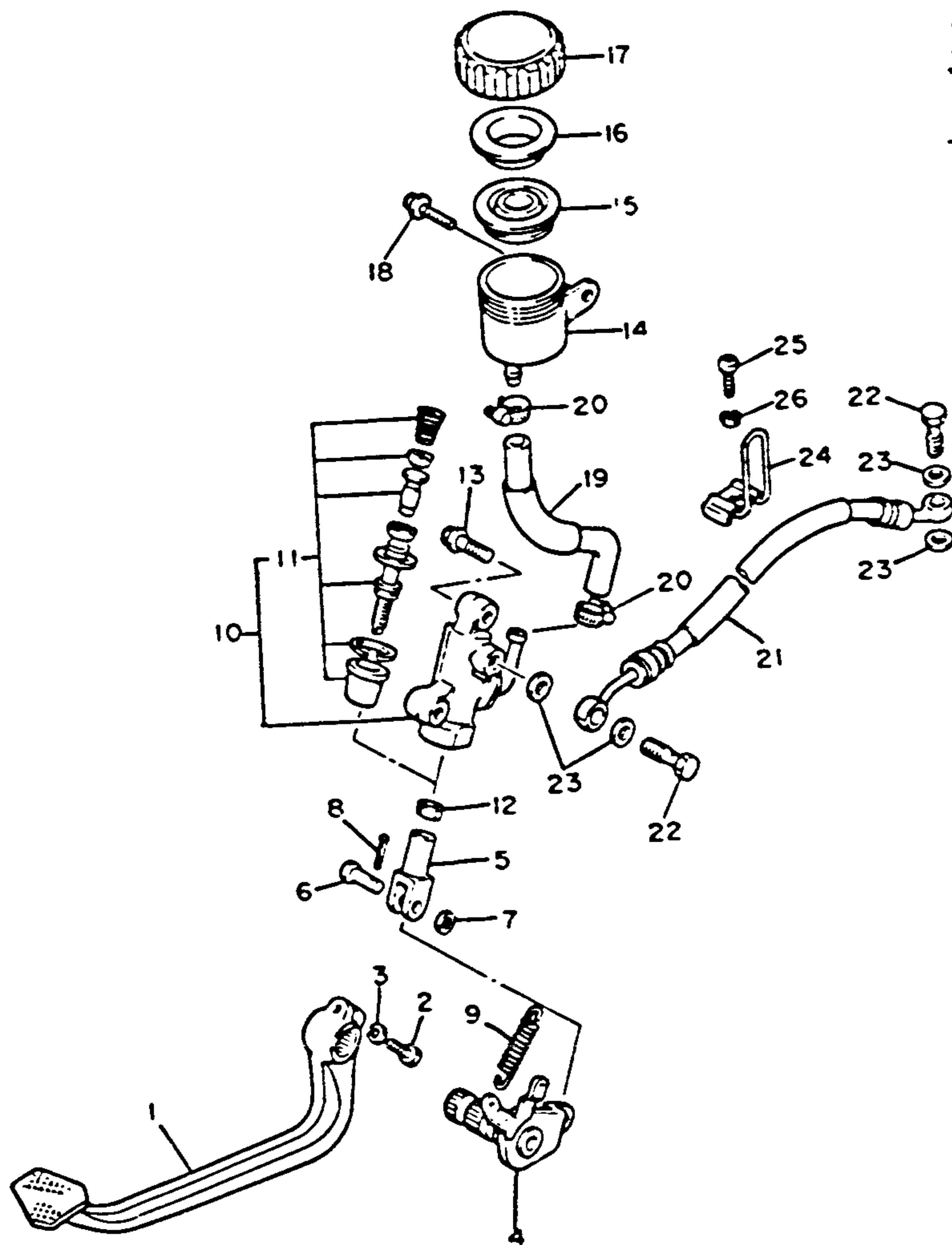


## STAND - FOOTREST

Ref. No.	Part Number	Description	S	SC	Remarks
20	36Y-27442-00-00	BRACKET 2 . . . . .	1	1	
21	36Y-27443-00-00	BRACKET 3 . . . . .	1	1	
22	90386-20130-00	BUSH . . . . .	1	1	
23	36Y-2741L-00-00	BRACKET 4 . . . . .	1	1	
24	98501-05010-00	SCREW, panhead . . .	1	1	
25	36Y-27424-00-00	DAMPER, footrest 2	2	2	
26	90387-104L8-00	COLLAR . . . . .	2	2	
27	90105-08307-00	BOLT, washer based	2	2	
28	90105-10316-00	BOLT, washer based	2	2	
29	90179-10276-00	NUT . . . . .	2	2	
30	90201-10669-00	WASHER, Plate . . . .	2	2	
31	31A-27430-01-00	REAR FOOTREST ASS'Y 1 (31A-27430-00) . . .	1	1	
32	22N-27433-00-00	. COVER, rear footrest . . . . .	1	1	
33	98506-05010-00	. SCREW, panhead . .	2	2	
34	31A-27440-01-00	REAR FOOTREST ASS'Y 2 (31A-27440-00) . . .	1	1	
35	22N-27433-00-00	. COVER, rear footrest . . . . .	1	1	
36	98506-05010-00	. SCREW, panhead	2	2	
37	95701-10500-00	NUT, flange . . . . .	2	2	

## CONTENTS

AIR FILTER	B-2-5
CABLE	E-11
CAMSHAFT	A-8
CARBURETOR	B-6,7
CHAIN	A-8
CLUTCH	C-5,6
COWLING 1	F-5-7
CRANKCASE	B-9,10
CRANKCASE COVER	B-11,12
CRANKSHAFT	A-7
CYLINDER	A-6
CYLINDER HEAD	A-5
ELECTRICAL 1	G-5
ELECTRICAL 2	G-6,7
EXHAUST	B-8
FOOTREST	F-2,3
FRAME	D-1
FRONT BRAKE CALIPER	E-7
FENDER	D-2,3
FRONT FORK	D-9-12
FRONT MASTER CYL. 1	E-12
FRONT MASTER CYL. 2	F-1
FRONT WHEEL	E-6
FUEL TANK	E-2-4
GENERATOR	C-1
GOVERNOR	C-2
HANDLEBAR	E-11
HANDLE SWITCH	G-8
HEADLIGHT	G-2
LEVER	G-8
METER	G-1
OIL COOLER	B-1
OIL FILTER	A-12
OIL PUMP	A-11
PICK UP COIL	C-2
PISTON	A-7
REAR BRAKE CALIPER	E-10
REAR MASTER CYL.	F-4
REAR SHOCKS	D-8
REAR WHEEL	E-8,9
SEAT	E-5
SERVICE DATA	J-1
SHIFT CAM	C-9
SHIFT FORK	C-9
SHIFT SHAFT	C-10
SIDE COVER	D-4,5
STAND	F-2,3
STARTER	C-3
STARTING MOTOR	C-4
STEERING	E-1
SWING ARM	D-6,7
TAILLIGHT	G-3
TECHNICAL BULLETINS	K-Row
TRANSMISSION	C-7,8
TURN SIGNAL	G-4
VALVE	A-9,10



## REAR MASTER CYLINDER

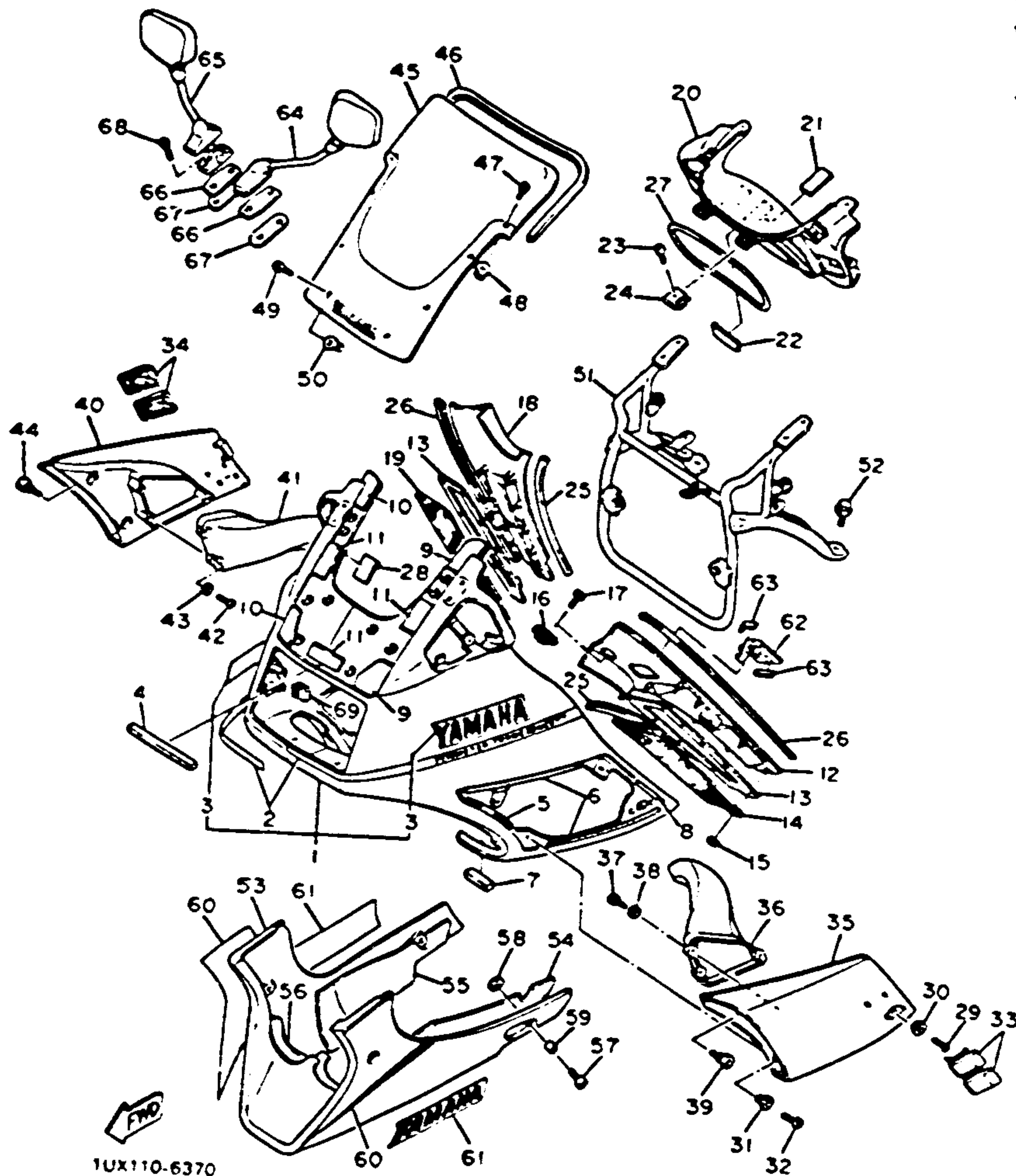
Ref. No.	Part Number	Description	S	SC	Remarks
1	1WJ-27211-00-00	PEDAL, brake . . . . .	1	1	
2	90109-06468-00	BOLT . . . . .	1	1	
3	92990-06100-00	WASHER, spring . . .	1	1	
4	36Y-27212-00-00	SHAFT, brake pedal .	1	1	
5	31A-27222-00-00	JOINT . . . . .	1	1	
6	90240-08013-00	PIN, clevis . . . . .	1	1	
7	90201-08083-00	WASHER, Plate . . . .	1	1	
8	91401-20015-00	PIN, cotter . . . . .	1	1	
9	90506-20192-00	SPRING, tension . . .	1	1	
10	36Y-25850-51-00	MASTER CYL. ASS'Y	1	1	
11	36Y-W0042-51-00	CYL. KIT, master . .	1	1	
12	95303-08700-00	NUT (95301-08700)	1	1	
13	95023-08030-00	BOLT, flange . . . . .	2	2	
14	31A-25894-01-00	TANK, reservoir . . . .	1	1	
15	360-25854-00-00	DIAPHRAGM, reservoir . . . . .	1	1	
16	2GU-25855-00-00	BUSH, diaphragm (360-25855-01) . . . .	1	1	
17	2GU-25852-50-00	CAP, reservoir (1A1-25852-00) . . .	1	1	
18	90159-06056-00	SCREW, w/washer	1	1	
19	36Y-25895-00-00	HOSE, reservoir . . . .	1	1	
20	90460-12268-00	CLAMP, hose . . . . .	2	2	
21	36Y-25872-51-00	HOSE, brake 1 . . . . .	1		
	36Y-25872-52-00	HOSE, brake 1 . . . . .		1	
22	90401-10096-00	BOLT, union . . . . .	2	2	
23	90201-10118-00	WASHER, Plate . . . .	4	4	
24	1TX-25875-51-00	HOLDER, brake hose 1 (1TX-25875-50) . .	1	1	
25	92580-06020-00	SCREW, panhead (92503-06020) . . . .	1	1	
26	92990-06100-00	WASHER, spring . . .	1	1	

## CONTENTS

AIR FILTER	B-2-5
CABLE	E-11
CAMSHAFT	A-8
CARBURETOR	B-6,7
CHAIN	A-8
CLUTCH	C-5,6
COWLING 1	F-5-7
CRANKCASE	B-9,10
CRANKCASE COVER	B-11,12
CRANKSHAFT	A-7
CYLINDER	A-6
CYLINDER HEAD	A-5
ELECTRICAL 1	G-5
ELECTRICAL 2	G-6,7
EXHAUST	B-8
FOOTREST	F-2,3
FRAME	D-1
FRONT BRAKE CALIPER	E-7
FENDER	D-2,3
FRONT FORK	D-9-12
FRONT MASTER CYL. 1	E-12
FRONT MASTER CYL. 2	F-1
FRONT WHEEL	E-6
FUEL TANK	E-2-4
GENERATOR	C-1
GOVERNOR	C-2
HANDLEBAR	E-11
HANDLE SWITCH	G-8
HEADLIGHT	G-2
LEVER	G-8
METER	G-1
OIL COOLER	B-1
OIL FILTER	A-12
OIL PUMP	A-11
PICK UP COIL	C-2
PISTON	A-7
REAR BRAKE CALIPER	E-10
REAR MASTER CYL.	F-4
REAR SHOCKS	D-8
REAR WHEEL	E-8,9
SEAT	E-5
SERVICE DATA	J-1
SHIFT CAM	C-9
SHIFT FORK	C-9
SHIFT SHAFT	C-10
SIDE COVER	D-4,5
STAND	F-2,3
STARTER	C-3
STARTING MOTOR	C-4
STEERING	E-1
SWING ARM	D-6,7
TAILLIGHT	G-3
TECHNICAL BULLETINS	K-Row
TRANSMISSION	C-7,8
URNSIGNAL	G-4
VALVE	A-9,10





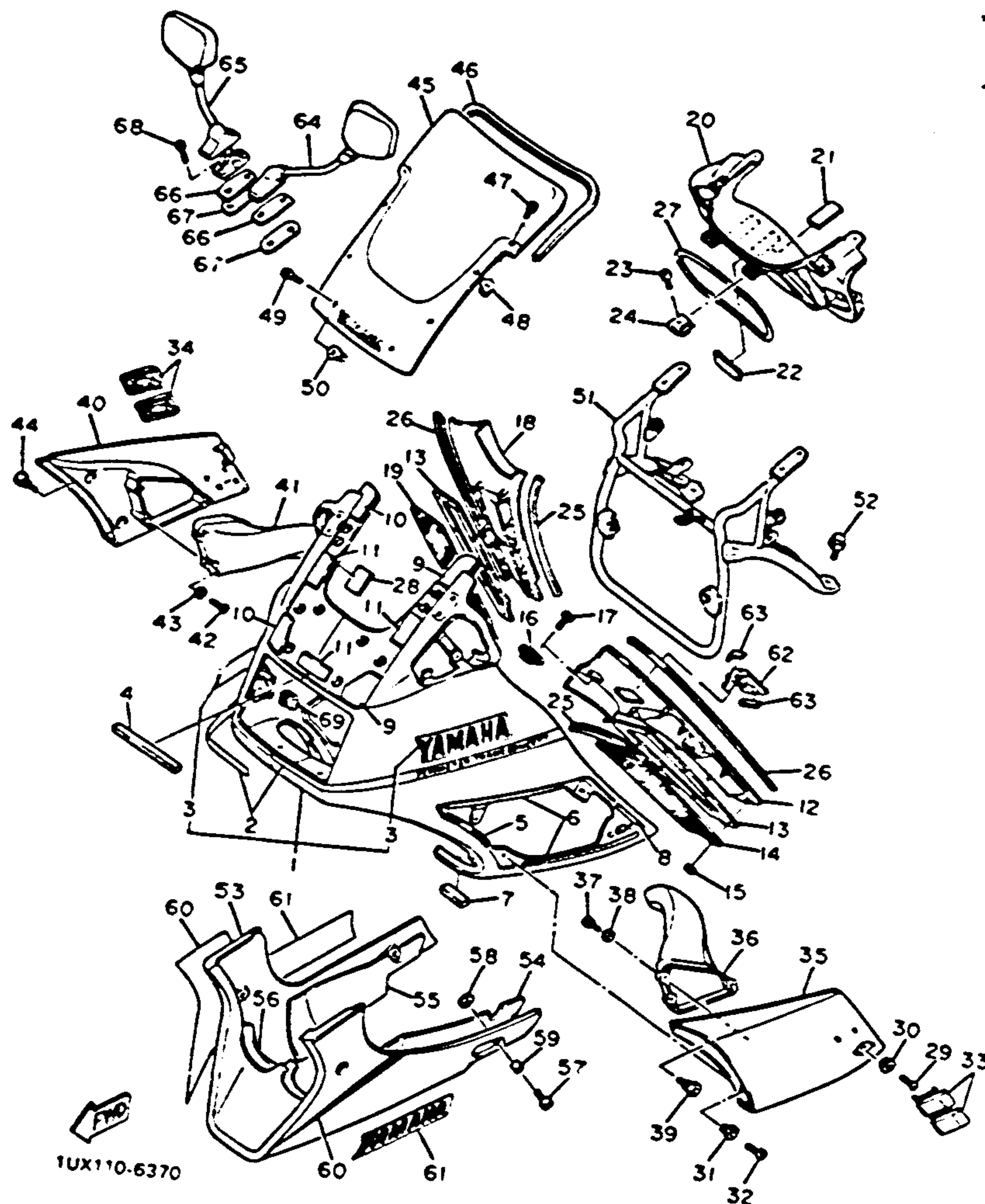


# COWLING 1

Ref. No.	Part Number	Description	S	SC	Remarks
1	1WJ-Y2835-00-3X	COWLING ASS'Y . . .	1	1	Silky White/ Stormy Red
2	1WJ-28390-00-00	. GRAPHIC SET, cowling . . . . .	1	1	
3	51J-2839H-00-00	. EMBLEM 1 . . . . .	2	2	
4	1TX-28217-00-00	DAMPER 1 . . . . .	1	1	
5	1TX-2837K-00-00	DAMPER 6 . . . . .	2	2	
6	1TX-28378-00-00	PAD . . . . .	4	4	
7	1TX-28247-00-00	DAMPER 4 . . . . .	2	2	
8	1TX-28425-00-00	DAMPER 3 . . . . .	2	2	
9	1TX-28415-01-00	DAMPER 1 (1TX-28415-00) . . .	1	1	
10	1TX-28416-01-00	DAMPER 2 (1TX-28416-00) . . .	1	1	
11	1TX-28237-00-00	DAMPER 3 . . . . .	3	3	
12	1TX-2837V-00-00	GRILL, air outlet 1 . .	1	1	
13	1TX-28372-00-00	DAMPER . . . . .	2	2	
14	1TX-28396-00-00	PLATE 1 . . . . .	1	1	
15	90183-03010-00	NUT, spring . . . . .	18	18	
16	90183-05024-00	NUT, spring . . . . .	4	4	
17	90154-05013-00	SCREW, binding . . .	4	4	
18	1TX-2837W-00-00	GRILL, air outlet 2 . .	1	1	
19	1TX-28397-00-00	PLATE 2 . . . . .	1	1	
20	1TX-2836R-00-00	PANEL, inner 5 . . .	1	1	
21	1TX-2834F-00-00	DAMPER (R.H.) . . .	2	2	
22	1TX-2837J-00-00	DAMPER 5 . . . . .	1	1	
23	90154-05013-00	SCREW, binding . . .	6	6	

## CONTENTS

AIR FILTER	B-2-5
CABLE	E-11
CAMSHAFT	A-8
CARBURETOR	B-6,7
CHAIN	A-8
CLUTCH	C-5,6
COWLING 1	F-5-7
CRANKCASE	B-9,10
CRANKCASE COVER	B-11,12
CRANK SHAFT	A-7
CYLINDER	A-6
CYLINDER HEAD	A-5
ELECTRICAL 1	G-5
ELECTRICAL 2	G-6,7
EXHAUST	B-8
FOOTREST	F-2,3
FRAME	D-1
FRONT BRAKE CALIPER	E-7
FENDER	D-2,3
FRONT FORK	D-9-12
FRONT MASTER CYL. 1	E-12
FRONT MASTER CYL. 2	F-1
FRONT WHEEL	E-6
FUEL TANK	E-2-4
GENERATOR	C-1
GOVERNOR	C-2
HANDLEBAR	E-11
HANDLE SWITCH	G-8
HEADLIGHT	G-2
LEVER	G-8
METER	G-1
OIL COOLER	B-1
OIL FILTER	A-12
OIL PUMP	A-11
PICK UP COIL	C-2
PISTON	A-7
REAR BRAKE CALIPER	E-10
REAR MASTER CYL.	F-4
REAR SHOCKS	D-8
REAR WHEEL	E-8,9
SEAT	E-5
SERVICE DATA	J-1
SHIFT CAM	C-9
SHIFT FORK	C-9
SHIFT SHAFT	C-10
SIDE COVER	D-4,5
STAND	F-2,3
STARTER	C-3
STARTING MOTOR	C-4
STEERING	E-1
SWING ARM	D-6,7
TAILLIGHT	G-3
TECHNICAL BULLETINS	K-Row
TRANSMISSION	C-7,8
URNSIGNAL	G-4
VALVE	A-9,10



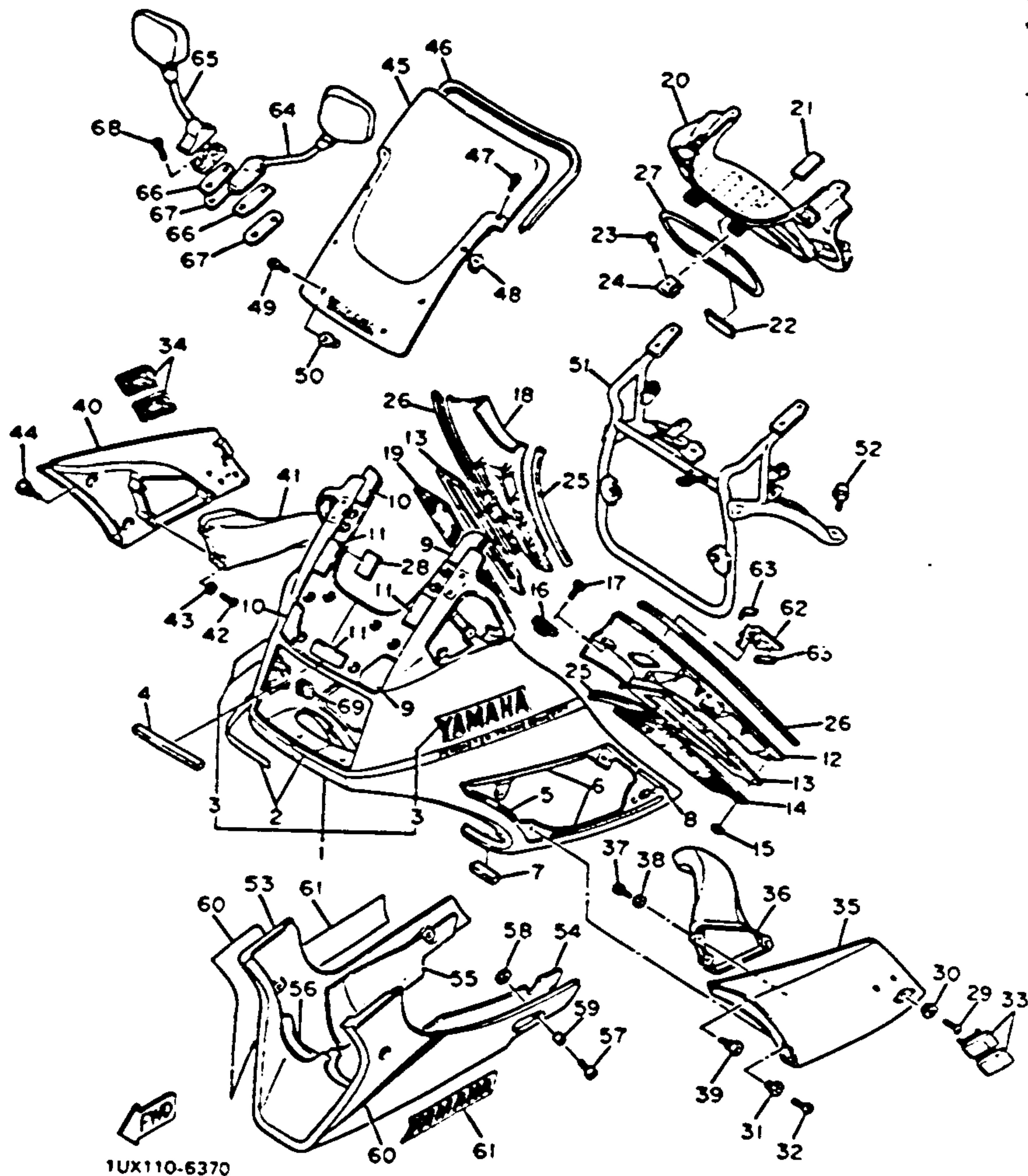
# COWLING 1

Ref. No.	Part Number	Description	S	SC	Remarks
24	90183-05024-00	NUT, spring .....	6	6	
25	36Y-28346-00-00	MOLE 2 .....	2	2	
26	1TX-28346-00-00	MOLE 2 .....	2	2	
27	36Y-28348-00-00	MOLE 4 .....	1	1	
28	1TX-28371-00-00	DAMPER .....	2	2	
29	92580-06020-00	SCREW, panhead (92503-06020) ....	2	2	
30	90387-06737-00	COLLAR .....	2	2	
31	90387-06737-00	COLLAR (90387-066N8) ....	2	2	
32	98906-06016-00	SCREW, blind .....	2	2	
33	1TX-2832M-00-00	PROTECTOR 1 .....	2	2	
34	1TX-2832N-00-00	PROTECTOR 2 .....	2	2	
35	1TX-2837N-00-GE	GRILL, air intake 1 ..	1	1	Silky White
36	36Y-2838N-00-00	DUCT 1 .....	1	1	
37	97780-40112-00	SCREW, tapping ...	3	3	
38	92990-04200-00	WASHER, plain ....	3	3	
39	36Y-28387-00-00	RIVET .....	1	1	
40	1TX-2837R-00-GE	GRILL, air intake 2 ..	1	1	Silky White
41	36Y-2838R-00-00	DUCT 2 .....	1	1	
42	97780-40112-00	SCREW, tapping ...	3	3	
43	92990-04200-00	WASHER, plain ....	3	3	
44	36Y-28387-00-00	RIVET .....	1	1	
45	1WJ-28381-00-00	WINDSHIELD .....	1	1	
46	36Y-28348-00-00	MOLE 4 .....	1	1	

# CONTENTS

AIR FILTER	B-2-5
CABLE	E-11
CAMSHAFT	A-8
CARBURETOR	B-6,7
CHAIN	A-8
CLUTCH	C-5,6
COWLING 1	F-5-7
CRANKCASE	B-9,10
CRANKCASE COVER	B-11,12
CRANKSHAFT	A-7
CYLINDER	A-6
CYLINDER HEAD	A-5
ELECTRICAL 1	G-5
ELECTRICAL 2	G-6,7
EXHAUST	B-8
FOOTREST	F-2,3
FRAME	D-1
FRONT BRAKE CALIPER	E-7
FENDER	D-2,3
FRONT FORK	D-9-12
FRONT MASTER CYL. 1	E-12
FRONT MASTER CYL. 2	F-1
FRONT WHEEL	E-6
FUEL TANK	E-2-4
GENERATOR	C-1
GOVERNOR	C-2
HANDLEBAR	E-11
HANDLE SWITCH	G-8
HEADLIGHT	G-2
LEVER	G-8
METER	G-1
OIL COOLER	B-1
OIL FILTER	A-12
OIL PUMP	A-11
PICK UP COIL	C-2
PISTON	A-7
REAR BRAKE CALIPER	E-10
REAR MASTER CYL.	F-4
REAR SHOCKS	D-8
REAR WHEEL	E-8,9
SEAT	E-5
SERVICE DATA	J-1
SHIFT CAM	C-9
SHIFT FORK	C-9
SHIFT SHAFT	C-10
SIDE COVER	D-4,5
STAND	F-2,3
STARTER	C-3
STARTING MOTOR	C-4
STEERING	E-1
SWING ARM	D-6,7
TAILLIGHT	G-3
TECHNICAL BULLETINS	K-Row
TRANSMISSION	C-7,8
TURN SIGNAL	G-4
VALVE	A-9,10



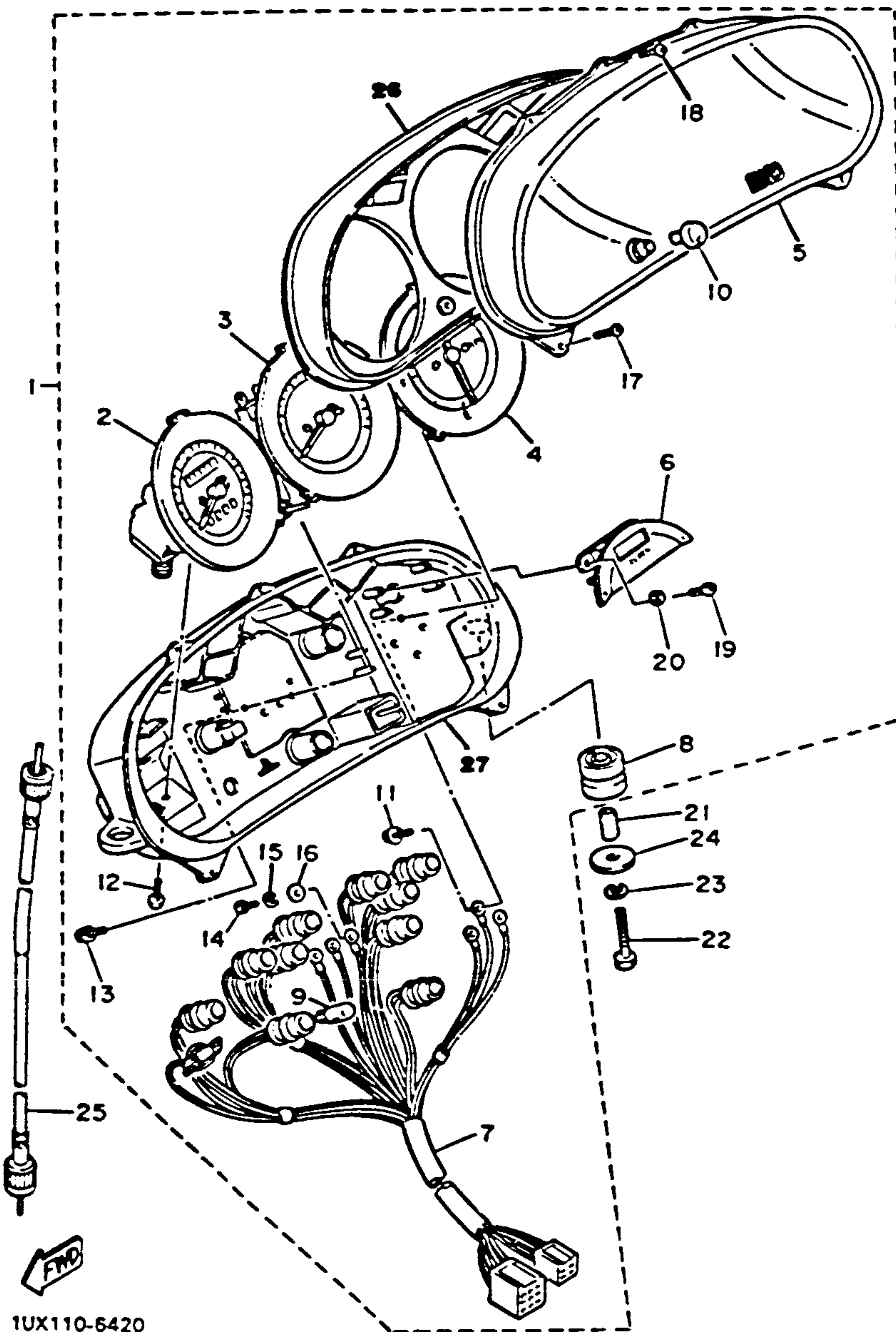


## COWLING 1

Ref. No.	Part Number	Description	S	SC	Remarks
47	90150-05023-00	SCREW, round head	2	2	
48	95706-05500-00	NUT, flange (95706-05100) . . . .	2	2	
49	90150-05024-00	SCREW, round head	6	6	
50	90179-05525-00	NUT . . . . .	6	6	
51	1TX-28359-00-00	STAY 2 . . . . .	1	1	
52	95811-08016-00	BOLT, flange (95821-08016) . . . .	4	4	
53	1TX-28385-00-GE	COVER, lower . . . .	1	1	
54	1TX-2848K-01-00	SEAT 2 . . . . .	1	1	
55	1TX-2848L-01-00	SEAT 3 . . . . .	1	1	
56	1TX-2848M-00-00	SEAT 4 . . . . .	1	1	
57	90110-06078-00	BOLT, hexagon socket head . . . . .	4	4	
58	90202-11161-00	WASHER, plate . . . .	4	4	
59	90387-07573-00	COLLAR (90387-066J9) . . . .	4	4	
60	1TX-28301-00-00	GRAPHIC SET, lower cover . . . . .	1	1	
61	1WJ-28315-00-00	EMBLEM . . . . .	2	2	for SW
62	1TX-28365-00-00	COVER . . . . .	1	1	
63	1TX-28227-00-00	DAMPER 2 . . . . .	2	2	
64	1TX-26280-00-00	BACK MIRROR ASS'Y (left) . . . . .	1	1	
65	1TX-26290-00-00	BACK MIRROR ASS'Y (right) . . . . .	1	1	
66	1TX-26298-00-00	PLATE, mirror fitting 1	2	2	
67	1AE-26299-00-00	PLATE, mirror fitting 2	2	2	
68	92706-06025-00	SCREW, flat head . . .	4	4	
69	36Y-28363-00-00	NUT . . . . .	2	2	

## CONTENTS

AIR FILTER	B-2-5
CABLE	E-11
CAMSHAFT	A-8
CARBURETOR	B-6,7
CHAIN	A-8
CLUTCH	C-5,6
COWLING 1	F-5-7
CRANKCASE	B-9,10
CRANKCASE COVER	B-11,12
CRANKSHAFT	A-7
CYLINDER	A-6
CYLINDER HEAD	A-5
ELECTRICAL 1	G-5
ELECTRICAL 2	G-6,7
EXHAUST	B-8
FOOTREST	F-2,3
FRAME	D-1
FRONT BRAKE CALIPER	E-7
FENDER	D-2,3
FRONT FORK	D-9-12
FRONT MASTER CYL. 1	E-12
FRONT MASTER CYL. 2	F-1
FRONT WHEEL	E-6
FUEL TANK	E-2-4
GENERATOR	C-1
GOVERNOR	C-2
HANDLEBAR	E-11
HANDLE SWITCH	G-8
HEADLIGHT	G-2
LEVER	G-8
METER	G-1
OIL COOLER	B-1
OIL FILTER	A-12
OIL PUMP	A-11
PICK UP COIL	C-2
PISTON	A-7
REAR BRAKE CALIPER	E-10
REAR MASTER CYL.	F-4
REAR SHOCKS	D-8
REAR WHEEL	E-8,9
SEAT	E-5
SERVICE DATA	J-1
SHIFT CAM	C-9
SHIFT FORK	C-9
SHIFT SHAFT	C-10
SIDE COVER	D-4,5
STAND	F-2,3
STARTER	C-3
STARTING MOTOR	C-4
STEERING	E-1
SWING ARM	D-6,7
TAILLIGHT	G-3
TECHNICAL BULLETINS	K-Row
TRANSMISSION	C-7,8
TURN SIGNAL	G-4
VALVE	A-9,10



1UX110-6420

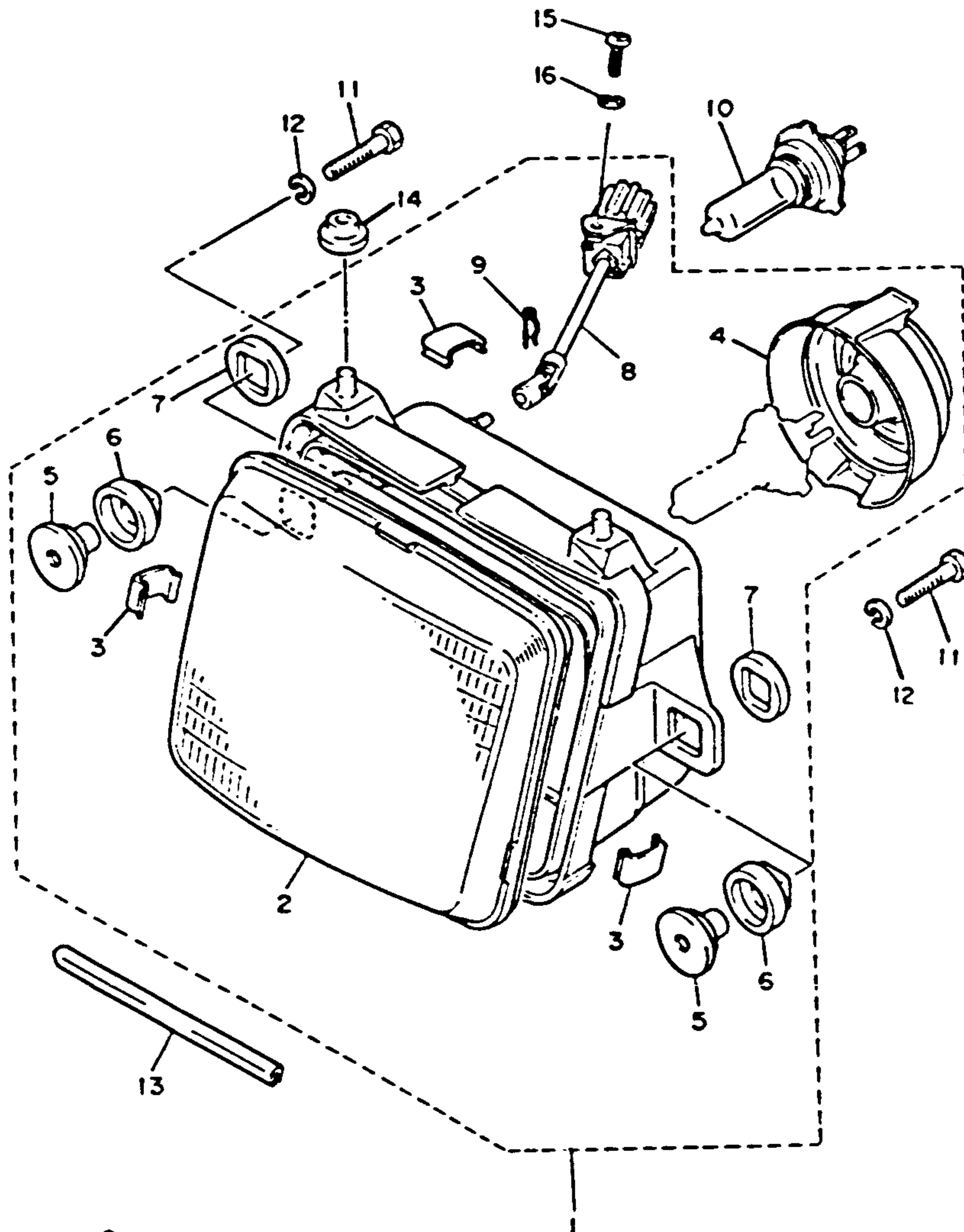
## METER

Ref. No.	Part Number	Description	S	SC	Remarks
1	1WJ-83500-A0-00	SPEEDOMETER ASS'Y	1	1	
2	1WJ-83570-A0-00	. SPEEDOMETER ASS'Y .....	1	1	
3	1TX-83540-00-00	. TACHOMETER ASS'Y	1	1	
4	1TX-85750-00-00	. FUEL METER ASS'Y	1	1	
5	1TX-83511-00-00	. LENS, speedometer	1	1	
6	1TX-83740-00-00	. DIGITAL CLOCK ASS'Y .....	1	1	
7	1TX-83509-00-00	. SOCKET CORD ASS'Y .....	1	1	
8	36Y-83523-00-00	. DAMPER .....	2	2	
9	4G1-84744-00-00	. BULB (12V-3.4W)	10	10	
10	29L-83578-00-00	. KNOB, trip meter...	1	1	
11	90159-03102-00	. SCREW, w/washer	3	3	
12	90167-04021-00	. SCREW, tapping ...	2	2	
13	90159-04114-00	. SCREW, w/washer	2	2	
14	98580-03010-00	. SCREW, panhead (98501-03010) ....	3	3	
15	92990-03100-00	. WASHER, spring ...	3	3	
16	92902-03600-00	. WASHER, Plate ....	3	3	
17	90164-04005-00	. SCREW, tapping ...	2	2	
18	97702-30620-00	. SCREW, tapping (97702-30514) ....	3	3	
19	4H7-83616-00-00	. SCREW, tapping ...	2	2	
20	1TX-83524-00-00	. WASHER, special	2	2	
21	90387-060J4-00	COLLAR .....	2	2	
22	97021-06030-00	BOLT (97321-06030)	2	2	
23	92990-06100-00	WASHER, spring ....	2	2	
24	90201-060A3-00	WASHER, plate ....	2	2	
25	34L-83550-01-00	SPEEDOMETER CABLE ASS'Y (3Y0-83550-00) ....	1	1	
26	1TX-83612-00-00	COVER, meter panel	1	1	
27	1TX-8353H-00-00	CASE, inner .....	1	1	

## CONTENTS

AIR FILTER	B-2-5
CABLE	E-11
CAMSHAFT	A-8
CARBURETOR	B-6,7
CHAIN	A-8
CLUTCH	C-5,6
COWLING 1	F-5-7
CRANKCASE	B-9,10
CRANKCASE COVER	B-11,12
CRANKSHAFT	A-7
CYLINDER	A-6
CYLINDER HEAD	A-5
ELECTRICAL 1	G-5
ELECTRICAL 2	G-6,7
EXHAUST	B-8
FOOTREST	F-2,3
FRAME	D-1
FRONT BRAKE CALIPER	E-7
FENDER	D-2,3
FRONT FORK	D-9-12
FRONT MASTER CYL. 1	E-12
FRONT MASTER CYL. 2	F-1
FRONT WHEEL	E-6
FUEL TANK	E-2-4
GENERATOR	C-1
GOVERNOR	C-2
HANDLEBAR	E-11
HANDLE SWITCH	G-8
HEADLIGHT	G-2
LEVER	G-8
METER	G-1
OIL COOLER	B-1
OIL FILTER	A-12
OIL PUMP	A-11
PICK UP COIL	C-2
PISTON	A-7
REAR BRAKE CALIPER	E-10
REAR MASTER CYL.	F-4
REAR SHOCKS	D-8
REAR WHEEL	E-8,9
SEAT	E-5
SERVICE DATA	J-1
SHIFT CAM	C-9
SHIFT FORK	C-9
SHIFT SHAFT	C-10
SIDE COVER	D-4,5
STAND	F-2,3
STARTER	C-3
STARTING MOTOR	C-4
STEERING	E-1
SWING ARM	D-6,7
TAILLIGHT	G-3
TECHNICAL BULLETINS	K-Row
TRANSMISSION	C-7,8
TURN SIGNAL	G-4
VALVE	A-9,10





# HEADLIGHT

Ref. No.	Part Number	Description	S	SC	Remarks
1	47M-84320-A0-00	HDLGHT UNIT ASS'Y (47M-94321-A0) . . . .	1	1	
2	47M-84320-A0-00	. LENS, headlight (47M-84321-A0) . . .	1	1	
3	36Y-84324-00-00	. SPRING, reflector	3	3	
4	36Y-84397-00-00	. COVER socket . . . .	1	1	
5	498-84145-60-00	. COLLAR, body fitting	2	2	
6	498-84163-60-00	. DAMPER . . . . .	2	2	
7	498-84164-60-00	. DAMPER . . . . .	2	2	
8	36Y-8431M-00-00	. ROD ASS'Y . . . . .	1	1	
9	36Y-8431V-00-00	. PIN . . . . .	1	1	
10	5V2-84314-00-XX	BULB (12V-60/55W)	1	1	LM
11	97001-08040-00	BOLT . . . . .	2	2	
12	92990-08100-00	WASHER, spring (92902-08100) . . . .	2	2	
13	36Y-84343-00-00	MOLE, headlight . . . .	1	1	
14	36Y-84354-00-00	GROMMET . . . . .	2	2	
15	92506-06012-00	SCREW, panhead . . .	1	1	
16	92906-06100-00	WASHER, spring . . . .	1	1	

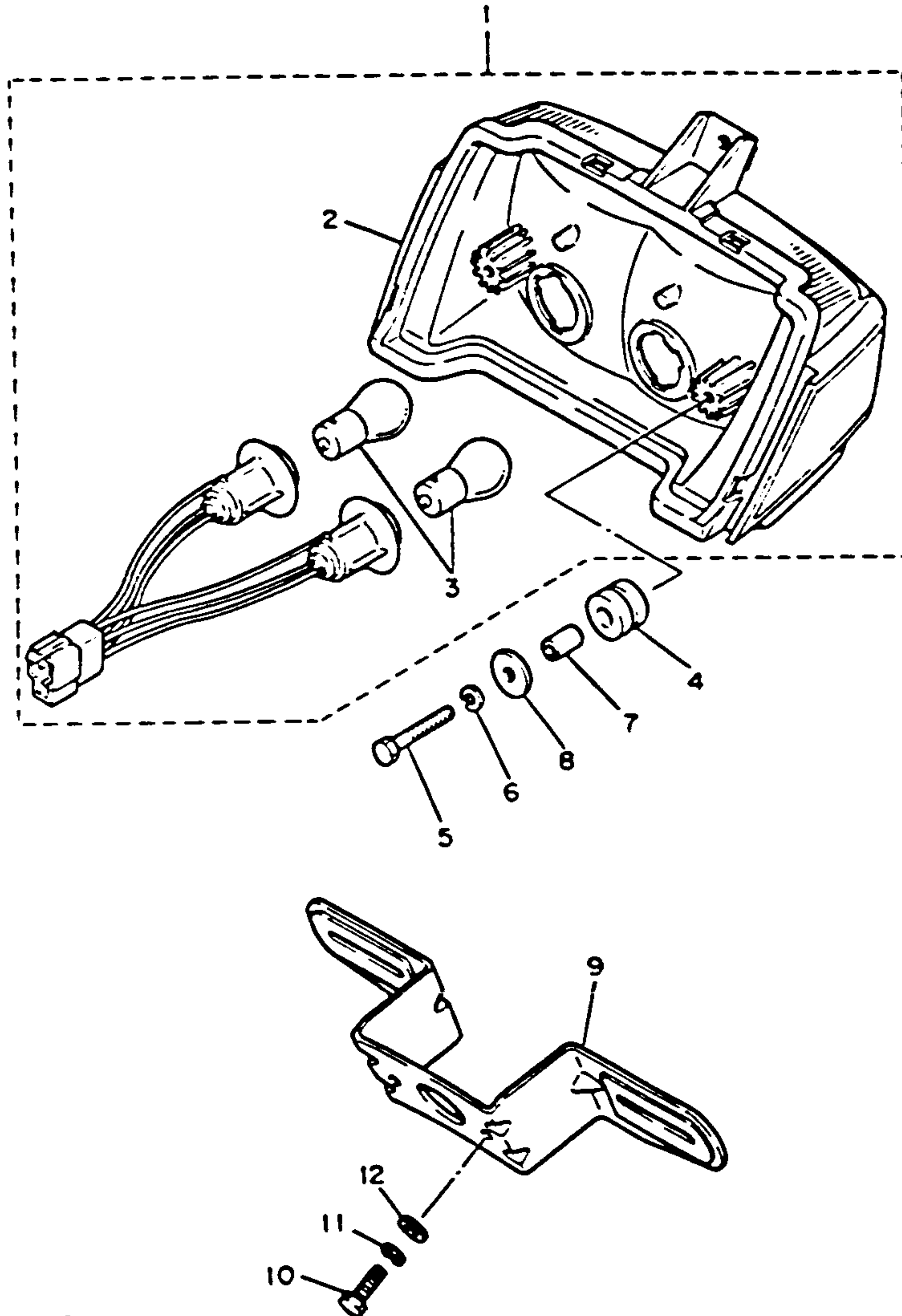
See Service Data, Grid J-Row.

# CONTENTS

AIR FILTER	B-2-5
CABLE	E-11
CAMSHAFT	A-8
CARBURETOR	B-6,7
CHAIN	A-8
CLUTCH	C-5,6
COWLING 1	F-5-7
CRANKCASE	B-9,10
CRANKCASE COVER	B-11,12
CRANKSHAFT	A-7
CYLINDER	A-6
CYLINDER HEAD	A-5
ELECTRICAL 1	G-5
ELECTRICAL 2	G-6,7
EXHAUST	B-8
FOOTREST	F-2,3
FRAME	D-1
FRONT BRAKE CALIPER	E-7
FENDER	D-2,3
FRONT FORK	D-9-12
FRONT MASTER CYL. 1	E-12
FRONT MASTER CYL. 2	F-1
FRONT WHEEL	E-6
FUEL TANK	E-2-4
GENERATOR	C-1
GOVERNOR	C-2
HANDLEBAR	E-11
HANDLE SWITCH	G-8
HEADLIGHT	G-2
LEVER	G-8
METER	G-1
OIL COOLER	B-1
OIL FILTER	A-12
OIL PUMP	A-11
PICK UP COIL	C-2
PISTON	A-7
REAR BRAKE CALIPER	E-10
REAR MASTER CYL.	F-4
REAR SHOCKS	D-8
REAR WHEEL	E-8,9
SEAT	E-5
SERVICE DATA	J-1
SHIFT CAM	C-9
SHIFT FORK	C-9
SHIFT SHAFT	C-10
SIDE COVER	D-4,5
STAND	F-2,3
STARTER	C-3
STARTING MOTOR	C-4
STEERING	E-1
SWING ARM	D-6,7
TAILLIGHT	G-3
TECHNICAL BULLETINS	K-Row
TRANSMISSION	C-7,8
TURNSIGNAL	G-4
VALVE	A-9,10

# TAILLIGHT

## CONTENTS

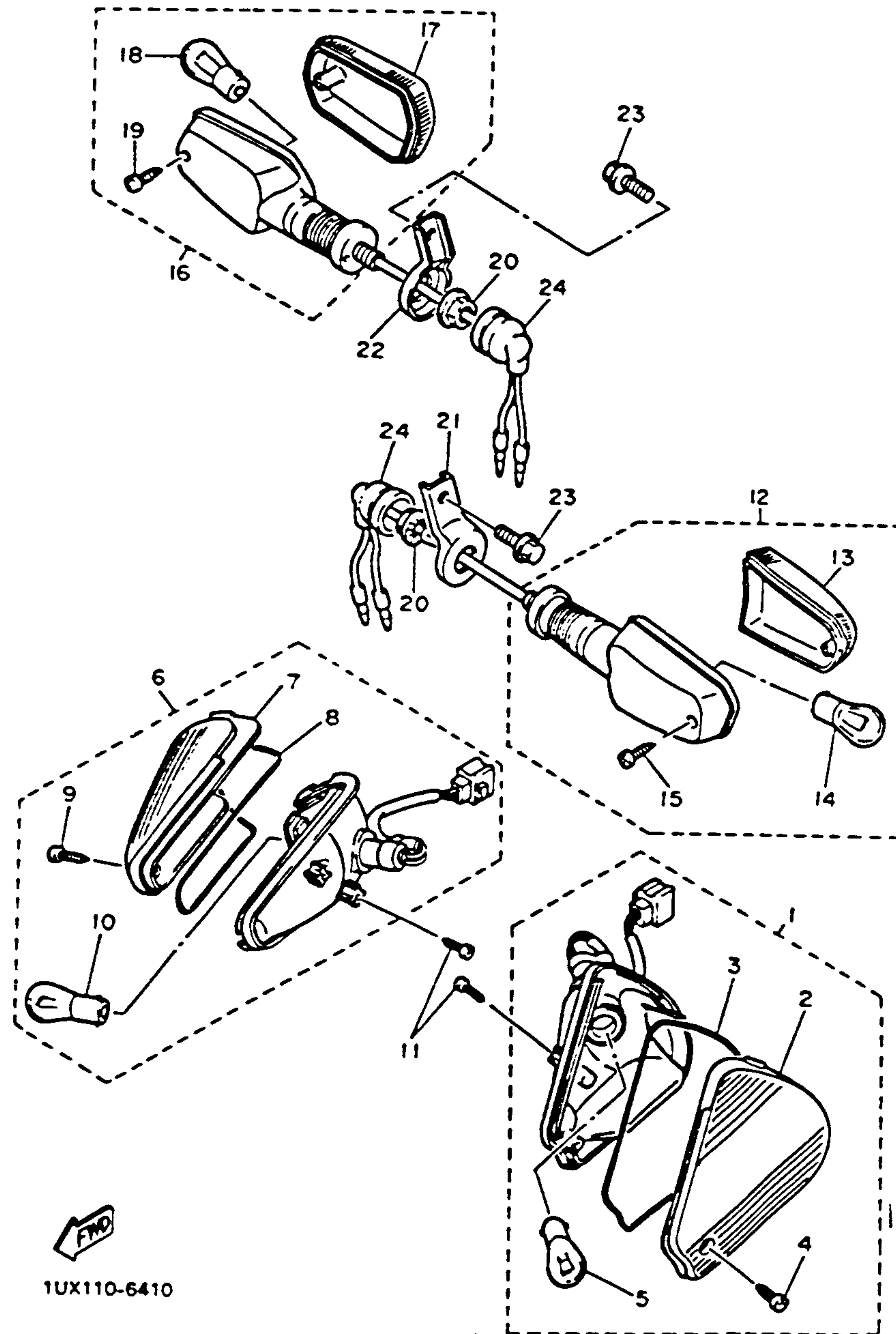


Ref. No.	Part Number	Description	S	SC	Remarks
1	47M-84710-60-00	TAILLIGHT UNIT ASS'Y .....	1	1	
2	47M-84710-60-00	. LENS, taillight (47M-84721-60) ...	1	1	
3	256-84714-61-00	. BULB (12V-27/8W)	2	2	
4	90480-14412-00	GROMMET .....	2	2	
5	97021-06030-00	BOLT (97321-06030)	2	2	
6	92990-06100-00	WASHER, spring ....	2	2	
7	90387-06028-00	COLLAR .....	2	2	
8	90201-063J2-00	WASHER, plate .....	2	2	
9	26H-84751-00-98	BRACKET, licence (26H-84751-00-93) ..	1	1	
10	97316-06016-00	BOLT (97306-06016)	2	2	
11	92906-06100-00	WASHER, spring ....	2	2	
12	90201-06067-00	WASHER, Plate .....	2	2	

See Service Data, Grid J-Row.

AIR FILTER	B-2-5
CABLE	E-11
CAMSHAFT	A-8
CARBURETOR	B-6,7
CHAIN	A-8
CLUTCH	C-5,8
COWLING 1	F-5-7
CRANKCASE	B-9,10
CRANKCASE COVER	B-11,12
CRANKSHAFT	A-7
CYLINDER	A-6
CYLINDER HEAD	A-6
ELECTRICAL 1	G-5
ELECTRICAL 2	G-6,7
EXHAUST	B-8
FOOTREST	F-2,3
FRAME	D-1
FRONT BRAKE CALIPER	E-7
FENDER	D-2,3
FRONT FORK	D-9-12
FRONT MASTER CYL. 1	E-12
FRONT MASTER CYL. 2	F-1
FRONT WHEEL	E-6
FUEL TANK	E-2-4
GENERATOR	C-1
GOVERNOR	C-2
HANDLEBAR	E-11
HANDLE SWITCH	G-8
HEADLIGHT	G-2
LEVER	G-8
METER	G-1
OIL COOLER	B-1
OIL FILTER	A-12
OIL PUMP	A-11
PICK UP COIL	C-2
PISTON	A-7
REAR BRAKE CALIPER	E-10
REAR MASTER CYL.	F-4
REAR SHOCKS	D-8
REAR WHEEL	E-8,9
SEAT	E-5
SERVICE DATA	J-1
SHIFT CAM	C-9
SHIFT FORK	C-9
SHIFT SHAFT	C-10
SIDE COVER	D-4,5
STAND	F-2,3
STARTER	C-3
STARTING MOTOR	C-4
STEERING	E-1
SWING ARM	D-6,7
TAILLIGHT	G-3
TECHNICAL BULLETINS	K-Row
TRANSMISSION	C-7,8
TURN SIGNAL	G-4
VALVE	A-9,10





## URNSIGNAL

Ref. No.	Prt Number	Description	S	SC	Remarks
1	1WJ-83310-01-00	FRONT FLASHER LIGHT ASS'Y 1.....	1	1	
2	1TX-83312-00-00	. LENS, flasher .....	1	1	
3	1TX-83313-00-00	. GSKT, flasher lens	1	1	
4	97780-40116-00	. SCREW, tapping (97702-40116) .....	1	1	
5	256-84714-61-00	. BULB (12V-27/8W)	1	1	
6	1WJ-83320-01-00	FRONT FLASHER LIGHT ASS'Y 2.....	1	1	
7	1TX-83322-00-00	. LENS, flasher 2....	1	1	
8	1TX-83313-00-00	. GSKT, flasher lens	1	1	
9	97780-40116-00	. SCREW, tapping (97702-40116) .....	1	1	
10	256-84714-61-00	. BULB (12V-27/8W)	1	1	
11	97702-40614-00	SCREW, tapping ....	4	4	
12	1UF-83330-00-00	REAR FLASHER LIGHT ASS'Y 1.....	1	1	
13	51L-83342-01-00	. LENS, flasher 2....	1	1	
14	256-83311-70-XX	. BULB (12V-27W) (256-83311-70) ...	1	1	
15	97706-40620-00	. SCREW, tapping ...	1	1	
16	1UF-83340-00-00	REAR FLASHER LIGHT ASS'Y 2.....	1	1	
17	51L-83332-01-00	. LENS, flasher .....	1	1	
18	256-83311-70-XX	. BULB (12-27W) (256-83311-70) ...	1	1	
19	97706-40620-00	. SCREW, tapping ...	1	1	
20	95706-12500-00	NUT, flange (95706-12100) .....	2	2	
21	36Y-83368-00-00	STAY, flasher .....	1	1	
22	36Y-83369-00-00	STAY, flasher .....	1	1	
23	95801-08012-00	BOLT, flange (95802-08012) .....	2	2	
24	18G-83365-00-00	CAP.....	2	2	

See Service Data, Grid J-Row.

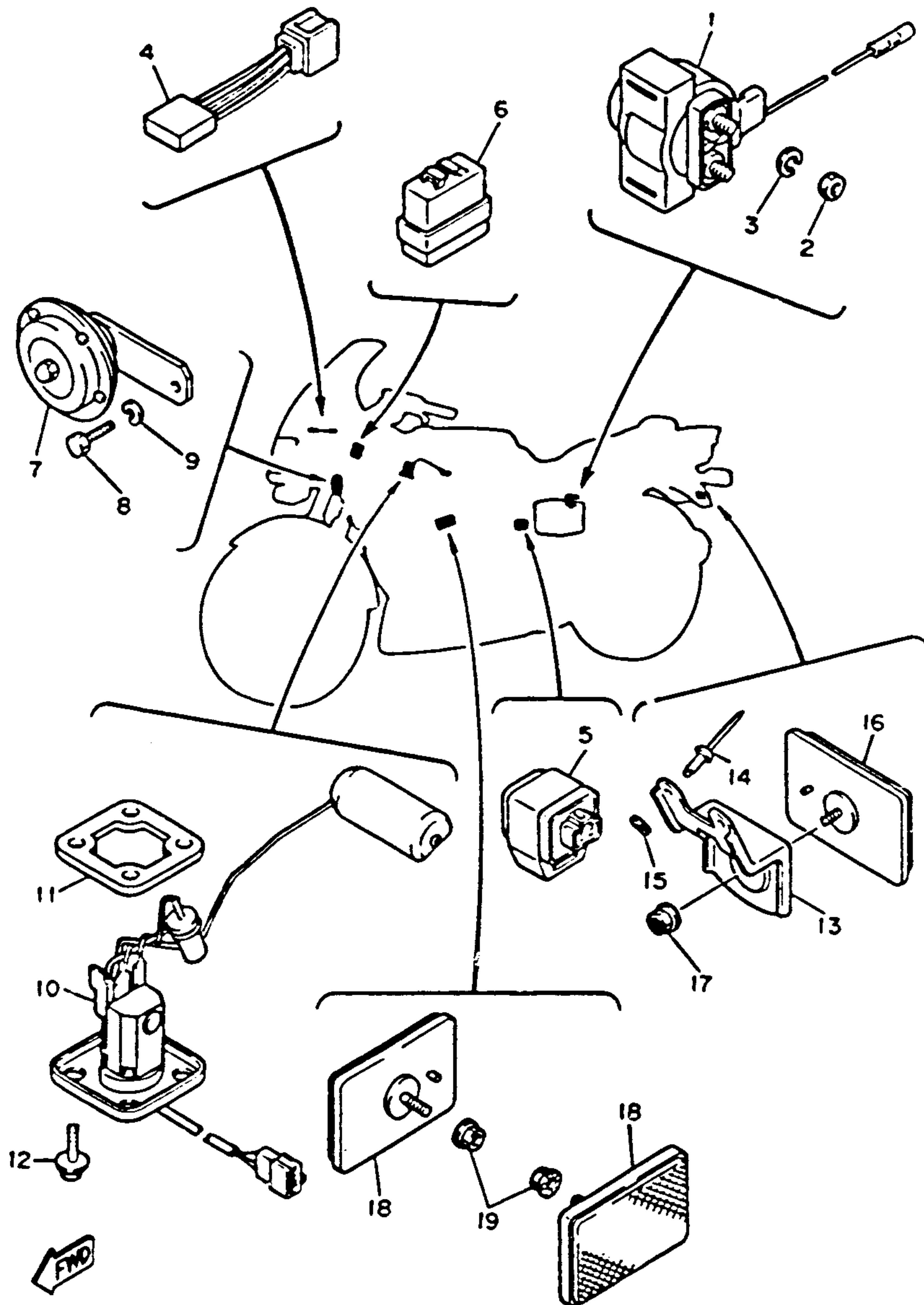
G-4

## CONTENTS

AIR FILTER	B-2~5
CABLE	E-11
CAMSHAFT	A-8
CARBURETOR	B-6.7
CHAIN	A-8
CLUTCH	C-5.6
COWLING 1	F-5~7
CRANKCASE	B-9.10
CRANKCASE COVER	B-11.12
CRANKSHAFT	A-7
CYLINDER	A-6
CYLINDER HEAD	A-6
ELECTRICAL 1	G-5
ELECTRICAL 2	G-6.7
EXHAUST	B-8
FOOTREST	F-2.3
FRAME	D-1
FRONT BRAKE CALIPER	E-7
FENDER	D-2.3
FRONT FORK	D-9~12
FRONT MASTER CYL. 1	E-12
FRONT MASTER CYL. 2	F-1
FRONT WHEEL	E-6
FUEL TANK	E-2~4
GENERATOR	C-1
GOVERNOR	C-2
HANDLEBAR	E-11
HANDLE SWITCH	G-8
HEADLIGHT	G-2
LEVER	G-8
METER	G-1
OIL COOLER	B-1
OIL FILTER	A-12
OIL PUMP	A-11
PICK UP COIL	C-2
PISTON	A-7
REAR BRAKE CALIPER	E-10
REAR MASTER CYL.	F-4
REAR SHOCKS	D-8
REAR WHEEL	E-8.9
SEAT	E-5
SERVICE DATA	J-1
SHIFT CAM	C-9
SHIFT FORK	C-9
SHIFT SHAFT	C-10
SIDE COVER	D-4.5
STAND	F-2.3
STARTER	C-3
STARTING MOTOR	C-4
STEERING	E-1
SWING ARM	D-6.7
TAILLIGHT	G-3
TECHNICAL BULLETINS	K-Row
TRANSMISSION	C-7.8
URNSIGNAL	G-4
VALVE	A-9.10



1UX110-6410



## ELECTRICAL 1

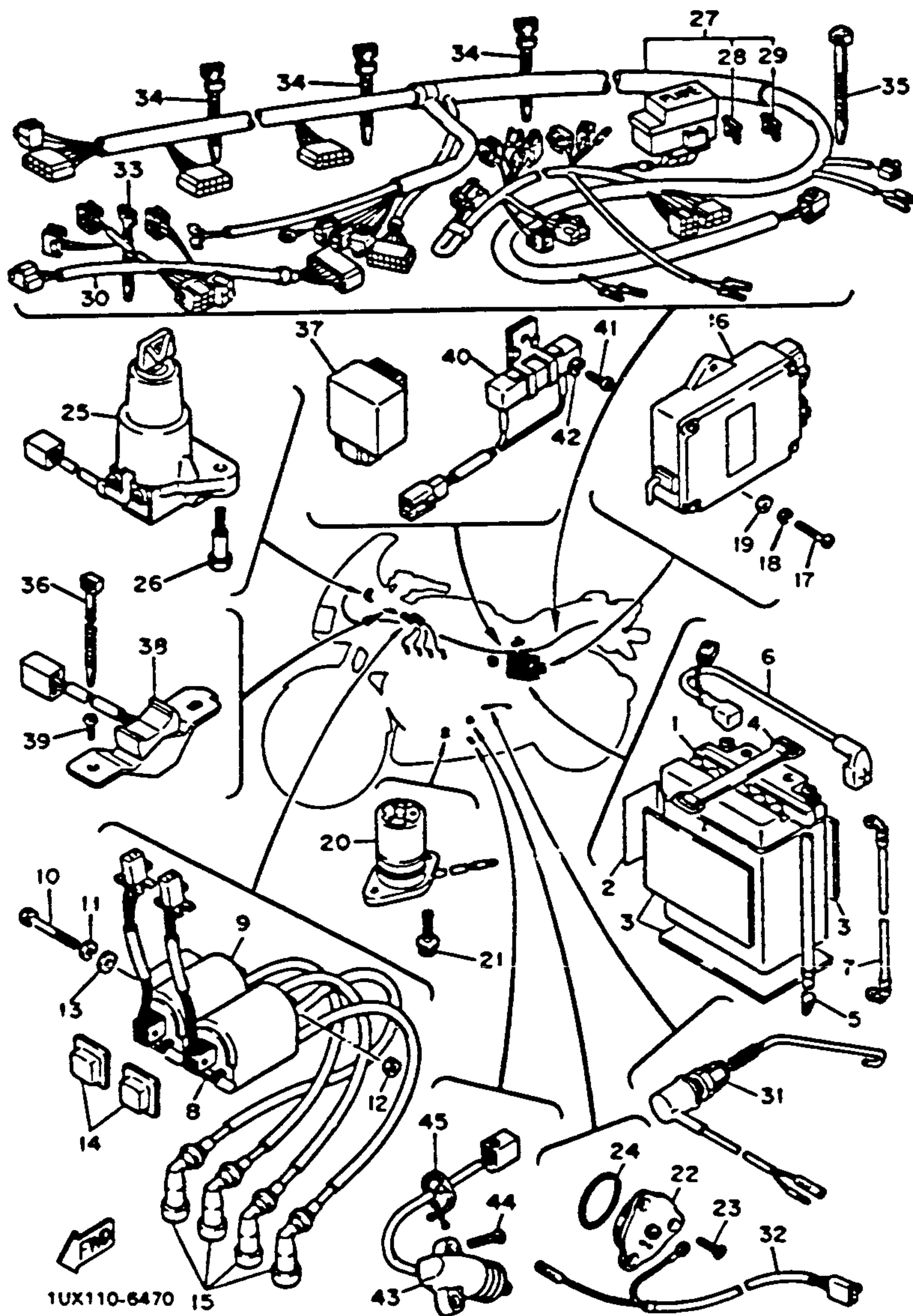
Ref. No.	Part Number	Description	S	SC	Remarks
1	36Y-81940-00-00	STARTER SWITCH ASS'Y .....	1	1	
2	95303-08700-00	NUT (95301-06700)	2	2	
3	92990-06100-00	WASHER, spring ....	2	2	
4	4U8-81980-M2-00	DIODE .....	1	1	for side stand safety device
5	4U8-81950-02-00	RELAY ASS'Y (4U8-81950-01) ....	1	1	for side stand
6	41R-83350-71-00	FLASHER RELAY ASS'Y .....	1	1	
7	4V8-83371-20-00	HORN .....	1	1	
8	97316-08016-00	BOLT (97326-08016)	1	1	
9	92906-08100-00	WASHER, spring ....	1	1	
10	36Y-85752-03-00	SENDER UNIT ASS'Y, fuel meter .....	1	1	
11	5G3-85753-00-00	GASKET, sender unit	1	1	
12	90119-05071-00	BOLT, w/washer ....	4	4	
13	47M-85132-00-00	BRACKET, reflector 1	1	1	
14	90267-32070-00	RIVET, blind .....	2	2	
15	92990-03200-00	WASHER, plain .....	2	2	
16	3G1-85130-01-00	REAR REFLECTOR ASS'Y .....	1	1	
17	95701-05500-00	NUT, flange (95702-05500) .....	1	1	
18	4X7-85110-00-00	FRONT REFLECTOR ASS'Y .....	2	2	
19	95701-05500-00	NUT, flange (95701-05100) .....	2	2	

See Service Data, Grid J-Row.

## CONTENTS

AIR FILTER	B-2-5
CABLE	E-11
CAMSHAFT	A-8
CARBURETOR	B-6,7
CHAIN	A-8
CLUTCH	C-5,6
COWLING 1	F-5-7
CRANKCASE	B-9,10
CRANKCASE COVER	B-11,12
CRANKSHAFT	A-7
CYLINDER	A-6
CYLINDER HEAD	A-5
ELECTRICAL 1	G-5
ELECTRICAL 2	G-6,7
EXHAUST	B-8
FOOTREST	F-2,3
FRAME	D-1
FRONT BRAKE CALIPER	E-7
FENDER	D-2,3
FRONT FORK	D-9-12
FRONT MASTER CYL. 1	E-12
FRONT MASTER CYL. 2	F-1
FRONT WHEEL	E-6
FUEL TANK	E-2-4
GENERATOR	C-1
GOVERNOR	C-2
HANDLEBAR	E-11
HANDLE SWITCH	G-8
HEADLIGHT	G-2
LEVER	G-8
METER	G-1
OIL COOLER	B-1
OIL FILTER	A-12
OIL PUMP	A-11
PICK UP COIL	C-2
PISTON	A-7
REAR BRAKE CALIPER	E-10
REAR MASTER CYL.	F-4
REAR SHOCKS	D-8
REAR WHEEL	E-8,9
SEAT	E-5
SERVICE DATA	J-1
SHIFT CAM	C-9
SHIFT FORK	C-9
SHIFT SHAFT	C-10
SIDE COVER	D-4,5
STAND	F-2,3
STARTER	C-3
STARTING MOTOR	C-4
STEERING	E-1
SWING ARM	D-6,7
TAILLIGHT	G-3
TECHNICAL BULLETINS	K-Row
TRANSMISSION	C-7,8
TURN SIGNAL	G-4
VALVE	A-9,10





## ELECTRICAL 2

Ref. No.	Part Number	Description	S	SC	Remarks
1	BTY-YB14L-A2-00	BATTERY ASS'Y (447-82110-79) . . . .	1	1	
2	118-82141-09-00	LABEL, battery . . . .	1	1	
3	5X2-24183-00-00	PAD, battery (5G3-82121-00) . . .	3	3	
4	2T4-82131-00-00	BAND, battery . . . .	1	1	
5	90445-083A4-00	HOSE . . . . .	1	1	
6	1TX-82115-00-00	WIRE, plus lead . . . .	1	1	
7	J56-H2116-00-00	WIRE, minus lead (J14-82116-00) . . . .	1	1	
8	36Y-82310-60-00	IGNITION COIL ASS'Y	1	1	
9	36Y-82320-60-00	IGNITION COIL ASS'Y	1	1	
10	97313-06070-00	BOLT (97002-06070)	1	1	
11	92990-06100-00	WASHER, spring . . .	1	1	
12	95303-06600-00	NUT (95301-06600)	1	1	
13	92990-06200-00	WASHER, plain . . . .	1	1	
14	4U8-82317-00-00	DAMPER, ignition coil . . . . .	2	2	
15	4G0-82370-21-00	PLUG CAP ASS'Y . .	4	4	
16	1UX-82305-10-00	IGNITOR UNIT ASS'Y . . . . .	1	1	
17	92580-06020-00	SCREW, panhead (92503-06020) . . . .	2	2	
18	92990-06100-00	WASHER, spring . . .	2	2	
19	92990-06600-00	WASHER, plate . . . .	2	2	
20	4H7-85720-01-00	OIL LEVEL GAUGE ASS'Y . . . . .	1	1	
21	95026-06016-00	BOLT, flange . . . . .	2	2	
22	1L9-82540-00-00	NEUTRAL SWITCH ASS'Y . . . . .	1	1	
23	98701-05012-00	SCREW, flat head . .	3	3	

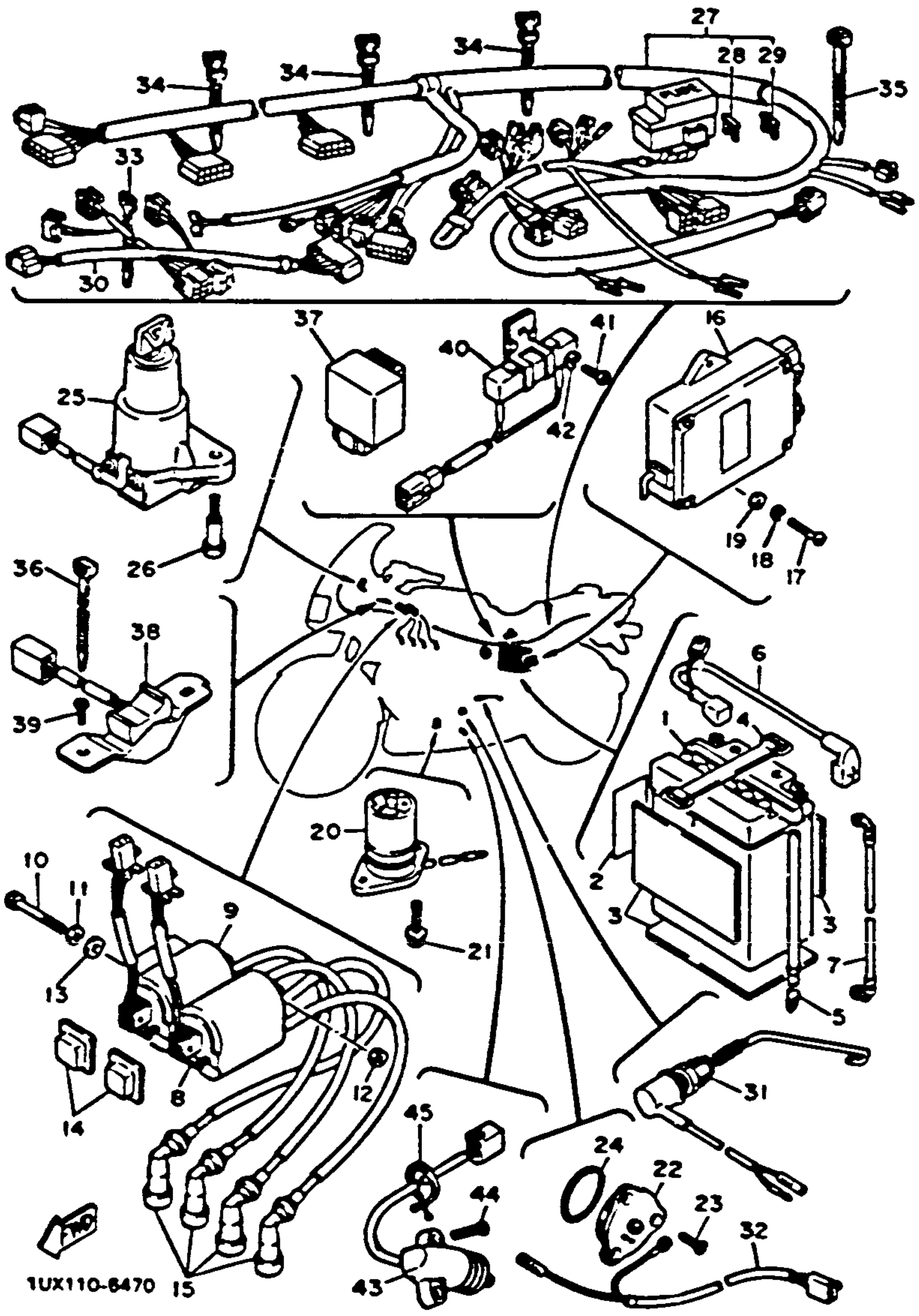
## CONTENTS

AIR FILTER	B-2-5
CABLE	E-11
CAMSHAFT	A-8
CARBURETOR	B-6,7
CHAIN	A-8
CLUTCH	C-5,6
COWLING 1	F-5-7
CRANKCASE	B-9,10
CRANKCASE COVER	B-11,12
CRANKSHAFT	A-7
CYLINDER	A-6
CYLINDER HEAD	A-5
ELECTRICAL 1	G-5
ELECTRICAL 2	G-6,7
EXHAUST	B-8
FOOTREST	F-2,3
FRAME	D-1
FRONT BRAKE CALPER	E-7
FENDER	D-2,3
FRONT FORK	D-9-12
FRONT MASTER CYL. 1	E-12
FRONT MASTER CYL. 2	F-1
FRONT WHEEL	E-6
FUEL TANK	E-2-4
GENERATOR	C-1
GOVERNOR	C-2
HANDLEBAR	E-11
HANDLE SWITCH	G-8
HEADLIGHT	G-2
LEVER	G-8
METER	G-1
OIL COOLER	B-1
OIL FILTER	A-12
OIL PUMP	A-11
PICK UP COIL	C-2
PISTON	A-7
REAR BRAKE CALPER	E-10
REAR MASTER CYL.	F-4
REAR SHOCKS	D-8
REAR WHEEL	E-8,9
SEAT	E-5
SERVICE DATA	J-1
SHIFT CAM	C-9
SHIFT FORK	C-9
SHIFT SHAFT	C-10
SIDE COVER	D-4,5
STAND	F-2,3
STARTER	C-3
STARTING MOTOR	C-4
STEERING	E-1
SWING ARM	D-6,7
TAILLIGHT	G-3
TECHNICAL BULLETINS	K-Row
TRANSMISSION	C-7,8
TURN SIGNAL	G-4
VALVE	A-9,10

See Service Data, Grid J-Row.

G-6





ELECTRICAL 2

Ref. No.	Part Number	Description	S	SC	Remarks
24	93210-29196-00	O-RING .....	1	1	
25	3LK-82501-00-00	MAIN SWITCH STEERING LOCK (47M-82501-50) ...	1	1	
26	97522-06216-00	BOLT (90109-06614)	2	2	
27	1WJ-82590-00-00	WIRE HARNESS ASS'Y .....	1	1	
28	36Y-82151-00-00	. FUSE (12V-15A) ..	4	4	
29	1AE-82151-00-00	. FUSE (12V 30A) ..	2	2	
30	1WJ-82580-00-00	WIRE HARNESS ASS'Y 2 .....	1	1	
31	36Y-82530-01-00	STOP SWITCH ASS'Y (36Y-82530-00) ...	1	1	
32	36Y-82509-00-00	WIRE, sub lead ....	1	1	
33	25G-83936-00-00	CLAMP (90464-12045) ....	2	2	
34	5Y9-12491-00-00	CLAMP 1.....	9	9	
35	90464-13073-00	CLAMP .....	1	1	
36	90465-13275-00	CLAMP .....	1	1	
37	1TX-85740-00-00	CONTROL UNIT ASS'Y .....	1	1	
38	1AE-83964-00-00	SWITCH .....	1	1	
39	90154-05005-00	SCREW, binding (90154-05008) ....	2	2	
40	1TX-85370-00-00	RESISTOR ASS'Y...	1	1	
41	92580-06010-00	SCREW, panhead (92501-06010) ....	1	1	
42	92990-06100-00	WASHER, spring ...	1	1	
43	33E-82566-00-00	SWITCH, side stand	1	1	
44	98706-05016-00	SCREW, flat head ..	2	2	
45	90464-23041-00	CLAMP .....	1	1	

CONTENTS

AIR FILTER	B-2-5
CABLE	E-11
CAMSHAFT	A-8
CARBURETOR	B-6,7
CHAIN	A-8
CLUTCH	C-5,6
COWLING 1	F-5-7
CRANKCASE	B-9,10
CRANKCASE COVER	B-11,12
CRANKSHAFT	A-7
CYLINDER	A-6
CYLINDER HEAD	A-5
ELECTRICAL 1	G-5
ELECTRICAL 2	G-6,7
EXHAUST	B-8
FOOTREST	F-2,3
FRAME	D-1
FRONT BRAKE CALIPER	E-7
FENDER	D-2,3
FRONT FORK	D-9-12
FRONT MASTER CYL. 1	E-12
FRONT MASTER CYL. 2	F-1
FRONT WHEEL	E-6
FUEL TANK	E-2-4
GENERATOR	C-1
GOVERNOR	C-2
HANDLEBAR	E-11
HANDLE SWITCH	G-8
HEADLIGHT	G-2
LEVER	G-8
METER	G-1
OIL COOLER	B-1
OIL FILTER	A-12
OIL PUMP	A-11
PICK UP COIL	C-2
PISTON	A-7
REAR BRAKE CALIPER	E-10
REAR MASTER CYL.	F-4
REAR SHOCKS	D-8
REAR WHEEL	E-8,9
SEAT	E-5
SERVICE DATA	J-1
SHIFT CAM	C-9
SHIFT FORK	C-9
SHIFT SHAFT	C-10
SIDE COVER	D-4,5
STAND	F-2,3
STARTER	C-3
STARTING MOTOR	C-4
STEERING	E-1
SWING ARM	D-6,7
TAILLIGHT	G-3
TECHNICAL BULLETINS	K-Row
TRANSMISSION	C-7,8
URNSIGNAL	G-4
VALVE	A-9,10

See Service Data, Grid J-Row.

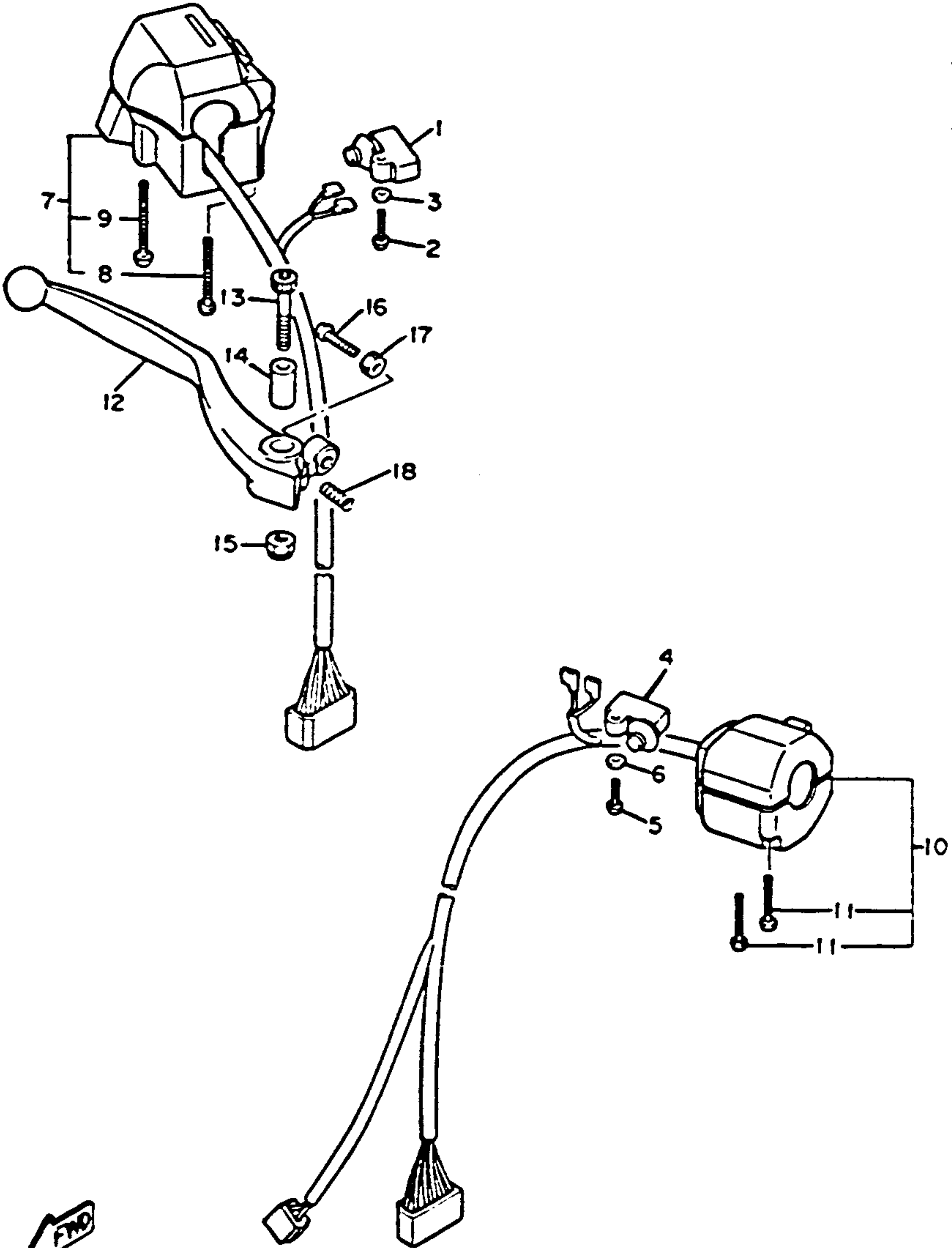


HANDLE SWITCH - LEVER

CONTENTS

Ref. No.	Part Number	Description	S	SC	Remarks
1	36Y-83980-01-00	FRONT STOP SWITCH ASS'Y (36Y-83980-00) ...	1	1	
2	98506-04018-00	SCREW, panhead ...	1	1	
3	92906-04600-00	WASHER, Plate ....	1	1	
4	36Y-82917-00-00	SWITCH .....	1	1	
5	98506-04018-00	SCREW, panhead ...	1	1	
6	92906-04600-00	WASHER, Plate ....	1	1	
7	47M-83975-01-00	SWITCH, handle 2 ..	1	1	
8	98506-05040-00	. SCREW, panhead	1	1	
9	98506-05045-00	. SCREW, panhead	1	1	
10	1UX-83973-00-00	SWITCH, handle 3 ..	1	1	
11	98506-05035-00	. SCREW, panhead	2	2	
12	36Y-83922-00-00	LEVER 2 .....	1	1	
13	90110-06074-00	BOLT, hexagon socket head .....	1	1	
14	36Y-83913-00-00	COLLAR, lever 1 ...	1	1	
15	95616-06100-00	NUT, u (95606-06100) ....	1	1	
16	90149-06289-00	SCREW (90149-06153) ....	1	1	
17	90170-06010-00	NUT .....	1	1	
18	90501-10312-00	SPRING compression	1	1	

AIR FILTER	B-2-5
CABLE	E-11
CAMSHAFT	A-8
CARBURETOR	B-6,7
CHAIN	A-8
CLUTCH	C-5,6
COWLING 1	F-5-7
CRANKCASE	B-9,10
CRANKCASE COVER	B-11,12
CRANKSHAFT	A-7
CYLINDER	A-6
CYLINDER HEAD	A-5
ELECTRICAL 1	G-5
ELECTRICAL 2	G-6,7
EXHAUST	B-8
FOOTREST	F-2,3
FRAME	D-1
FRONT BRAKE CALIPER	E-7
FENDER	D-2,3
FRONT FORK	D-9-12
FRONT MASTER CYL. 1	E-12
FRONT MASTER CYL. 2	F-1
FRONT WHEEL	E-8
FUEL TANK	E-2-4
GENERATOR	C-1
GOVERNOR	C-2
HANDLEBAR	E-11
HANDLE SWITCH	G-8
HEADLIGHT	G-2
LEVER	G-8
METER	G-1
OIL COOLER	B-1
OIL FILTER	A-12
OIL PUMP	A-11
PICK UP COIL	C-2
PISTON	A-7
REAR BRAKE CALIPER	E-10
REAR MASTER CYL.	F-4
REAR SHOCKS	D-8
REAR WHEEL	E-8,9
SEAT	E-5
SERVICE DATA	J-1
SHIFT CAM	C-9
SHIFT FORK	C-9
SHIFT SHAFT	C-10
SIDE COVER	D-4,5
STAND	F-2,3
STARTER	C-3
STARTING MOTOR	C-4
STEERING	E-1
SWING ARM	D-6,7
TAILLIGHT	G-3
TECHNICAL BULLETINS	K-Row
TRANSMISSION	C-7,8
URNSIGNAL	G-4
VALVE	A-9,10



1UX110-6450

## FJ1200S/SC

### 1986 SERVICE DATA

MODEL - BSM LD NUMBER	FJ1200S - 1UX	FJ1200SC - 1WU
Initial Engine Number / Frame Number	See Page 2	
Fuel Type / Total Fuel Tank Capacity / Reserve Cap.	Regular / 22.0 LR (5.8 gal.) / 5.0 LR (1.3 gal.)	

ENGINE TYPE	4-Stroke, DOHC, Parallel-Four
Bore / Stroke / Number Cylinders / Displacement	77mm / 63.8mm / 4 / 1188cc
Compression Ratio/Compression Pressure Min~Max	9.7:1 / 9~12 kg/cm <sup>2</sup> (128 psi~171 psi)
Piston Skirt Clearance New / Max	0.03 ~ 0.05mm / 0.1mm
Ring End Gap Top / 2nd / 3rd	0.20 ~ 0.35mm / 0.20 ~ 0.35mm / 0.2 ~ 0.8mm
Valve Clearance (Cold) Intake / Exhaust	0.11 ~ 0.15mm / 0.16 ~ 0.20mm
Oiling System	Wet Sump (Rochold Type)
Capacity: Dry	4.2 LR (4.4 qt.)
Oil & Filter Change / Oil Change Only	3.35 LR (3.5 qt.) / 3.0 LR (3.2 qt.)
Oil Filter Part Number	36Y-13441-00-00
Lubricant: Temp Above 5°C (40°F)	Yamalube 4" or SAE 20W40 SE or SF
Temp Below 5°C (40°F)	SAE 10W30 SE or SF
Cooling System / Capacity / Cap Opening Pressure	•
Coolant Type / Mixing Ratio	• / •

APPROX - Min Stroke / Color Code	• / •
Minimum Output @ 200 Cycles	•
Maximum Output @ 200 Cycles	•

CARBURETOR - Manufacturer / Type / LD Number	Mikuni / BS36 / 1UX-00
Main Jet / Pilot Jet / Pilot Screw (Turns Out)	112.5 / 37.5 / 2.0
Needle Jet / Jet Needle-Clip Position	Y2 (#378) / SF272 Fixed
Slide Cutaway	•
Floot Height / Fuel Level	22.3mm ± 1.0mm / 3.0 ± 1.0mm (with special tool)
Idle rpm	1000 ± 50 rpm
Max CO <sub>2</sub> / Max HC <sub>2</sub> / Set CO	7.0% / 800 ppm / 3.0%

SUSPENSION	
Oil Type / Level / Qty	10 Wt. Fork Oil / 141mm / 424cc (14.3 oz.)
Gas Pressure Min ~ Max / Standard	• / •
Spring Length Standard	383mm
Rear Gas Pressure Min ~ Max / Standard	11 ~ 13 kg/cm <sup>2</sup> (156 ~ 185 psi) / 12 kg/cm <sup>2</sup> (171 psi)
Minimum Brake Lining Thickness: Front	0.5mm / 0.5mm
Tire Size / Nominal Pressure: Front	120/80-V16 / 2.3 kg/cm <sup>2</sup> (33 psi)
Rear	150/80-V16 / 2.5 kg/cm <sup>2</sup> (36 psi)

TRANSMISSION - Oil Type / Qty Change / Qty Dry	See ENGINE Above
Secondary Drive Type / Teeth / Chain / Freeplay	Chain / 41~17 / 502L Daido - 140L 15~20mm
Middle Gear Case Capacity	•
Final Gear Case Capacity	•
Gear Case Lubricant	•

SERVICE COPY	SEE MGR	MECH	MECH	MECH	BINDER
OFFICE COPY	GEN MGR	SALES	PARTS	BINDER	PAGE 1 OF 2

# SERVICE DATA

CHARGING SYSTEM	AC Generator / Three Phase / Full Wave
Battery: Model / Specific Gravity / Charge Rate	YB14L (12V14AH) / 1.280 / 1.4A
Maximum Output	14V26A @ 5000 rpm
Field Coil Color Code / Ω	Blk ~ Blk / 4Ω ± 5%
Stator Coil Color Code / Ω	Wht ~ Wht / 0.96Ω ± 2.5
Charge Coil Color Code / Ω	• / •

IGNITION SYSTEM	Transistor Controlled
Ignition Timing	5° @ 1000 rpm
Spark Plug Type	NGK DPR8EA-9 or ND X24EAP-9
Spark Plug Gap / Torque / Cap Ω	0.8 ~ 0.9mm / 1.75 m-tg (12.5 ft-lb) / 10KΩ
Ignition Coil Test Gap / Primary Ω / Secondary Ω	6mm / 2.7Ω ± 10% / 12KΩ ± 20%
Pulse Coil or Pickup Coil Color Code / Ω	Org ~ Blk, Blk ~ Gry / 120Ω ± 10%
Source Coil Color Code / Ω	• / •

LIGHTING SYSTEM	
Headlight / Taillight / Signal Rating	12V60-55W / 12V8W-27W / 12V27W
Lighting Coil Color Code / Ω	• / •

TORQUE VALUES	
Front Axle Nut	M14: 7.8 m-tg (56 ft-lb)
Front Axle Holder Nut	M8: 2.0 m-tg (14 ft-lb)
Rear Axle Nut	M18: 15.0 m-tg (109 ft-lb)
Rear Axle Pinch Bolt	•
Clutch Nut	M20: 7.0 m-tg (50 ft-lb)
Drain Plug	M14: 4.3 m-tg (31 ft-lb)
Flywheel Nut	•
Cylinder Head Cover	M6: 1.0 m-tg (7.2 ft-lb)
Cylinder Head:	M10: 3.5 m-tg (25 ft-lb)
Drive Chain Sprocket (Drive)	M22: 8.5 m-tg (61 ft-lb)
Engine Mounting Bolt: Front Upper	M10: 5.5 m-tg (40 ft-lb)
Front Lower	M10: 5.5 m-tg (40 ft-lb)
Front Stay:	2.8 m-tg (20 ft-lb)
Rear Upper	M10: 5.5 m-tg (40 ft-lb)
Rear Lower	M12: 9.0 m-tg (65 ft-lb)

Initial Engine Number / Frame Number	FJ1200S: 1UX-010101 / JYA1UX001 JGA010101
	FJ1200SC (Comp. model only): 1WU-010101 / JYA1WU001 JGA010101

• = Does Not Apply to This Model  
NA = Information Not Available

• = Available from YPO  
• = For Diagnostic Use Only

SERVICE LITERATURE		
PUBLICATION	PART NUMBER	REMARKS
Owner's Manual	UT-11626-05-00	Supp. to FJ1100N/NC
Service Manual	UT-11616-05-00	
Assembly Manual	UT-11656-05-00	
Consumer Info	UT-11656-04-26	

## CONTENTS

AIR FILTER	B-2-5
CABLE	E-11
CAMSHAFT	A-8
CARBURETOR	B-6,7
CHAIN	A-8
CLUTCH	C-5,6
COWLING 1	F-5-7
CRANKCASE	B-9,10
CRANKCASE COVER	B-11,12
CRANKSHAFT	A-7
CYLINDER	A-6
CYLINDER HEAD	A-5
ELECTRICAL 1	G-5
ELECTRICAL 2	G-6,7
EXHAUST	B-8
FOOTREST	F-2,3
FRAME	D-1
FRONT BRAKE CALIPER	E-7
FENDER	D-2,3
FRONT FORK	D-9-12
FRONT MASTER CYL. 1	E-12
FRONT MASTER CYL. 2	F-1
FRONT WHEEL	E-6
FUEL TANK	E-2-4
GENERATOR	C-1
GOVERNOR	C-2
HANDLEBAR	E-11
HANDLE SWITCH	G-8
HEADLIGHT	G-2
LEVER	G-8
METER	G-1
OIL COOLER	B-1
OIL FILTER	A-12
OIL PUMP	A-11
PICK UP COIL	C-2
PISTON	A-7
REAR BRAKE CALIPER	E-10
REAR MASTER CYL.	F-4
REAR SHOCKS	D-8
REAR WHEEL	E-8,9
SEAT	E-5
SERVICE DATA	J-1
SHIFT CAM	C-9
SHIFT FORK	C-9
SHIFT SHAFT	C-10
SIDE COVER	D-4,5
STAND	F-2,3
STARTER	C-3
STARTING MOTOR	C-4
STEERING	E-1
SWING ARM	D-6,7
TAILLIGHT	G-3
TECHNICAL BULLETINS	K-Row
TRANSMISSION	C-7,8
TURNSIGNAL	G-4
VALVE	A-9,10



# TECHNICAL BULLETIN

MOTORCYCLE

DATE 11/1/85

RA M85-022

MOTORCYCLE

DATE 6/11/86

RA M86-005

## 4-STROKE STREET MODELS EXTENDED VALVE INSPECTION INTERVALS

Some confusion has arisen as a result of valve inspection and adjustment maintenance intervals as printed in the Service and Owner's Manuals of some models. This bulletin is issued to clarify the situation.

The recommended valve inspection and/or adjustment intervals on the affected four-stroke street models has been increased. As with the previous inspection intervals, these are merely recommendations based on certification for each model. These maintenance interval recommendations allow each machine to continue efficient operation at acceptable performance levels. These intervals have been cer-

tified by the Environmental Protection Agency (EPA) and the California Air Resources Board (CARB). These extensions will make our product more desirable for the customer due to the reduced maintenance costs associated with extended service intervals.

### AFFECTED MODELS

See chart below.

### SERVICE PROCEDURES

For actual valve inspection and/or adjustment procedures, please refer to the Service Manual.

### VALVE MAINTENANCE INTERVAL UPDATE CHART

ENGINE TYPE (models)	INSPECTION INTERVALS	
	OLD	NEW
Liquid cooled, DOHC, Shim type: FZ750NLS VMX12NLS XJ7000NLS XVZ12N XVZ13S FZX700S	7,500 miles	26,000 miles
Air cooled, DOHC, Shim type: XJ700NLS FZ600S FJ1200S YX600S	7,500 miles	15,000 miles
Rocker arm and Tappet screw type: SRX600S XV700US XV1100S	Initial 600 miles Thereafter 3,800 miles	No Change

### WARRANTY

The cost of valve inspection and adjustment remains the responsibility of the customer regardless of the amount of time elapsed, or mileage accumulated, since the last inspection and/or adjustment. Valve adjustments are not covered under warranty.

SERVICE COPY	SER MGR	MECH	MECH	MECH	BNDR
OFFICE COPY	GEN MGR	SALES	PARTS	BNDR	PAGE 1 OF 1

## FZX700S; FZ750N, S; FJ1200S; VMX12N, S PROPER MASTER CYLINDER CLAMP IDENTIFICATION

During assembly, do not interchange the clamps that mount the clutch and brake master cylinders to the handlebars on the affected models. The spacing between the bolt hole centers of each cylinder is different: the clutch is 32mm; and the brake is 30mm. If the clamps are switched, it is possible to break one or both.

### AFFECTED UNITS

All FZX700S  
All FZ750NLS  
All FJ1200S  
All VMX12NLS

### SERVICE PROCEDURE

Before installation on the handlebars, when disassembling the clutch and brake master cylinders, be sure to keep the clamps with their respective cylinders. If they become separated, locate the clamp with an arrow and the word "UP" cast into it. This clamp is for the left (clutch) side, and the arrow must point upward. The right side clamp has no arrow.

### PARTS INFORMATION

When found incorrectly assembled, order replacement clamps from the following chart.

PART NUMBER	DESCRIPTION	REMARKS	DEALER COST
1AE-26467-00-00	HOLDER	CLUTCH SIDE (WITH ARROW) (ALL)	
4LO-25867-00-00	BRACKET, M/C	BRAKE SIDE (NO ARROW) (FZ750N, S)	
36Y-25867-00-00	BRACKET, M/C	BRAKE SIDE (NO ARROW) (ALL OTHERS)	

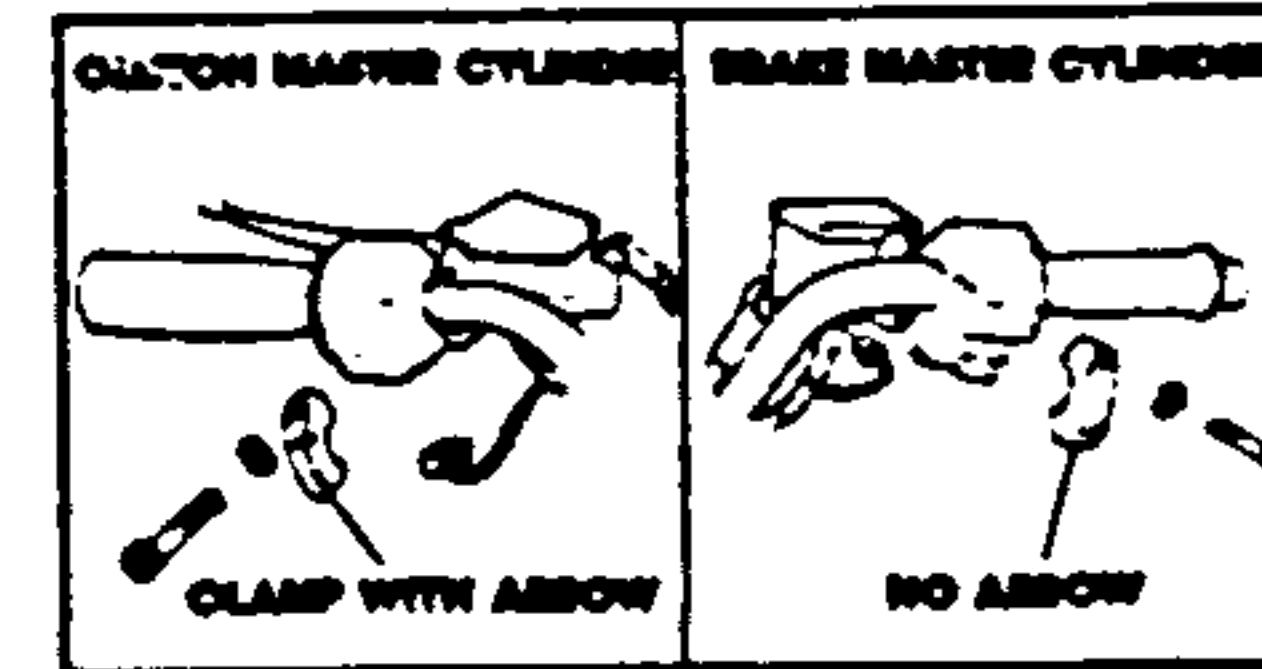
If the cylinder threads are damaged by incorrect assembly, order a complete replacement from the following chart.

PART NUMBER	DESCRIPTION	REMARKS	DEALER COST
36Y-25850-00-00	BRAKE CYLINDER	ALL	
1UF-26450-01-00	CLUTCH CYLINDER	FZX700S; FJ1200S	
1ML-26450-00-00	CLUTCH CYLINDER	FZ750N, S	
1FK-26450-01-00	CLUTCH CYLINDER	VMX12N, S	

### WARRANTY INFORMATION

This bulletin is for information only. There is no warranty allowance for incorrect assembly problems.

SERVICE COPY	SER MGR	MECH	MECH	MECH	BNDR
OFFICE COPY	GEN MGR	SALES	PARTS	BNDR	PAGE 1 OF 1



NOTE: Damage from cross-threading can also occur to the cylinder bolt holes, even if the clamp is not affected.

Check the clamps on units you have already assembled. If they have been reversed, remove and replace both clamps. Check for damage to the threaded holes in the cylinders. If the threads are damaged, the cylinder(s) must be replaced. Follow the assembly manual instructions for proper installation.

Make sure all service personnel are aware of these correct procedures.

## CONTENTS

AIR FILTER	B-2-5
CABLE	E-11
CAMSHAFT	A-8
CARBURETOR	B-6,7
CHAIN	A-8
CLUTCH	C-5,6
COWLING 1	F-5-7
CRANKCASE	B-9,10
CRANKCASE COVER	B-11,12
CRANKSHAFT	A-7
CYLINDER	A-6
CYLINDER HEAD	A-5
ELECTRICAL 1	G-5
ELECTRICAL 2	G-6,7
EXHAUST	B-8
FOOTREST	F-2,3
FRAME	D-1
FRONT BRAKE CALIPER	E-7
FENDER	D-2,3
FRONT FORK	D-9-12
FRONT MASTER CYL. 1	E-12
FRONT MASTER CYL. 2	F-1
FRONT WHEEL	E-6
FUEL TANK	E-2-4
GENERATOR	C-1
GOVERNOR	C-2
HANDLEBAR	E-11
HANDLE SWITCH	G-8
HEADLIGHT	G-2
LEVER	G-8
METER	G-1
OIL COOLER	B-1
OIL FILTER	A-12
OIL PUMP	A-11
PICK UP COIL	C-2
PISTON	A-7
REAR BRAKE CALIPER	E-10
REAR MASTER CYL.	F-4
REAR SHOCKS	D-8
REAR WHEEL	E-8,9
SEAT	E-5
SERVICE DATA	J-1
SHIFT CAM	C-9
SHIFT FORK	C-9
SHIFT SHAFT	C-10
SIDE COVER	D-4,5
STAND	F-2,3
STARTER	C-3
STARTING MOTOR	C-4
STEERING	E-1
SWING ARM	D-6,7
TAILLIGHT	G-3
TECHNICAL BULLETINS	K-Row
TRANSMISSION	C-7,8
URNSIGNAL	G-4
VALVE	A-9,10

# TECHNICAL BULLETIN

## CONTENTS

MOTORCYCLE

DATE 6/30/86

BL M86-006

# RECALL

This modification has top priority. This bulletin must be performed to ensure customer safety.

## FJ1200S, SC FACTORY MODIFICATION CAMPAIGN

It has been determined that two conditions which may relate to motor vehicle safety exist in the affected models. In the first instance, the distance between the fuel cock and the carburetor may be insufficient to allow proper clearance for the outlet fuel line. Unless the clearance is increased, there is a possibility of chafing of the fuel line, and subsequent fuel leakage.

In the second instance, under heavy load and/or highly compressed rear suspension, the rear brake hose may contact the passenger's right footpeg securing stud, causing possible fraying of the hose. If brake hose movement is not properly restricted, it is possible the hose will wear through, causing failure of the rear brake system.

To prevent the possibility of either hose wearing through after many miles of service, a modified fuel cock that allows additional fuel hose clearance, an additional guide on the brake hose holder that prevents excess brake hose travel, and a modified passenger footpeg must be installed.

Yamaha will notify all registered owners of this modification by mail. The Factory Modification Notice will be mailed directly to your dealership for each machine shown as unregistered in our records. Dealers must not deliver any of the affected machines until this modification campaign is performed on them.

Enclosed with this bulletin is a computer printout of units involved to your dealership. For those units which are sold, the registered owner's name and address appear next to the primary ID. Use this printout as a checklist to ensure all units have been modified. In the case that a unit shown on the printout has been sold by the time the list reaches you, and the new owner's name does not appear opposite the ID number, it will be your responsibility to notify the customer.

### AFFECTED UNITS

FJ1200S 1UJ-000101 ~ 003123  
FJ1200SC 1UJ-000101 ~ 000838

### PROCEDURES

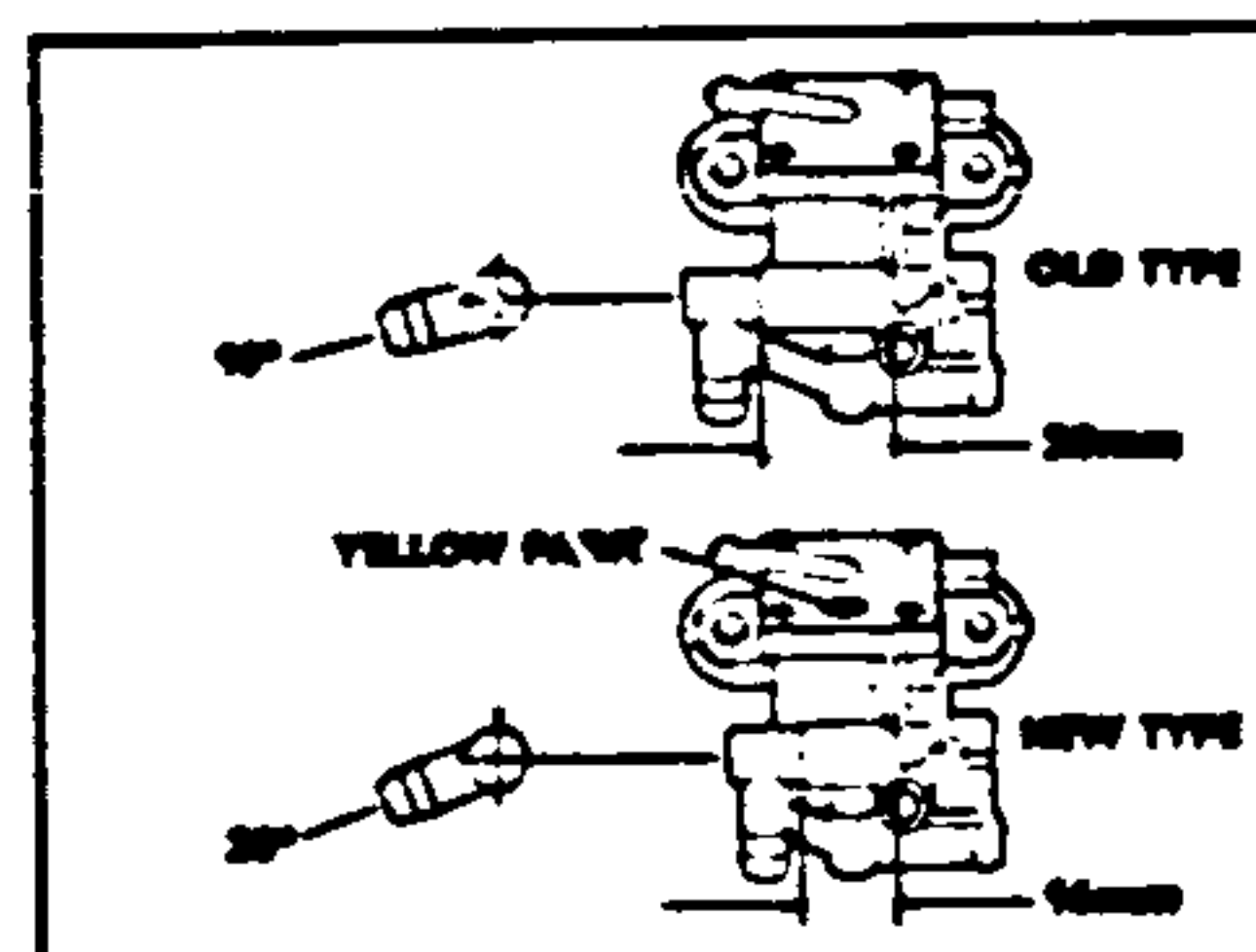
#### FUEL COCK INSTALLATION

1. Remove the seat, both side covers, and the fuel tank breather hose.
2. Remove the fuel tank mounting bolts, and disconnect the fuel gauge sender switch and fuel cock switch leads.
3. Remove the fuel and vacuum hoses.
4. Remove the fuel tank, and drain the fuel into a clean container.

Because gasoline is highly flammable, it must be kept in an area free from open flames.

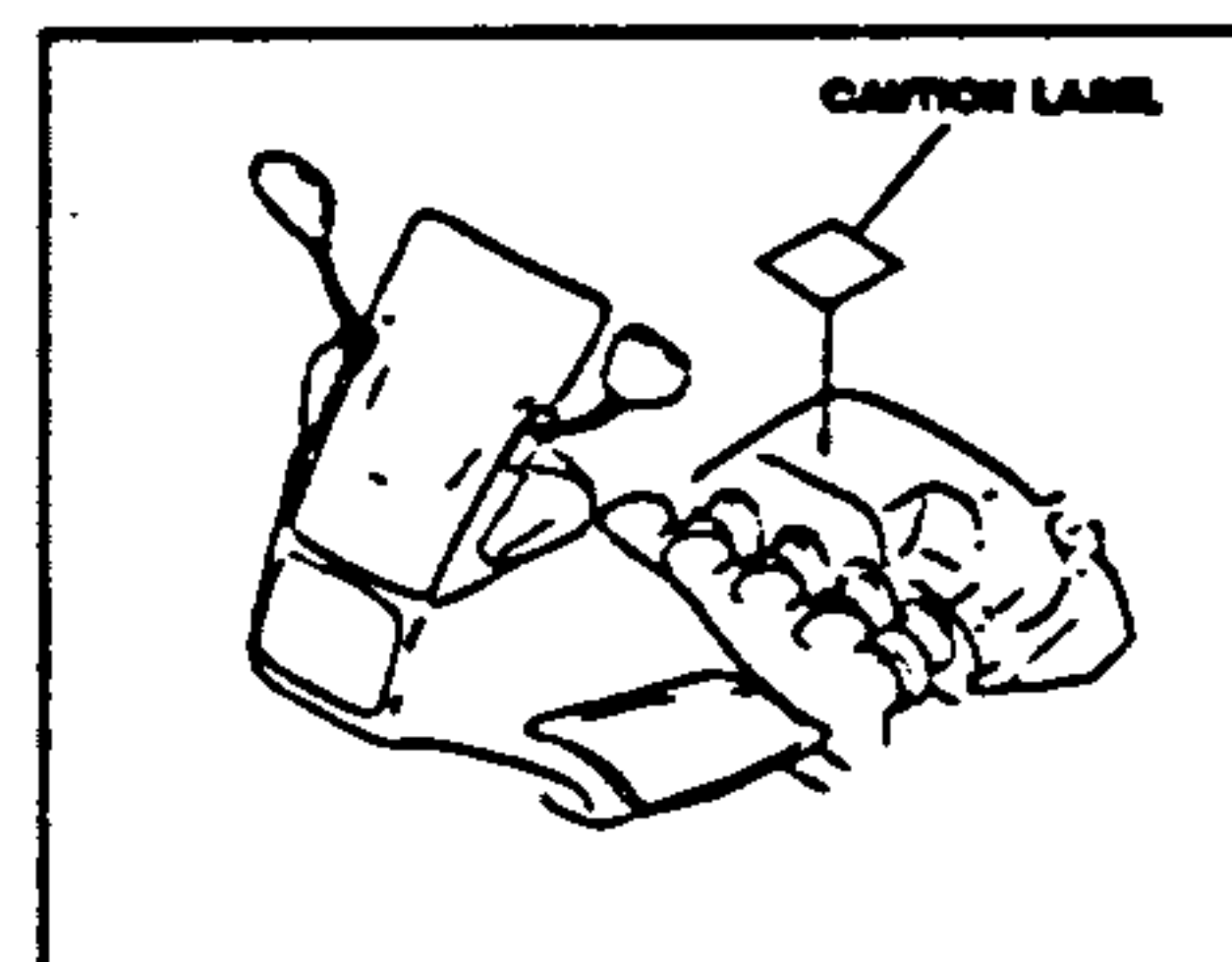
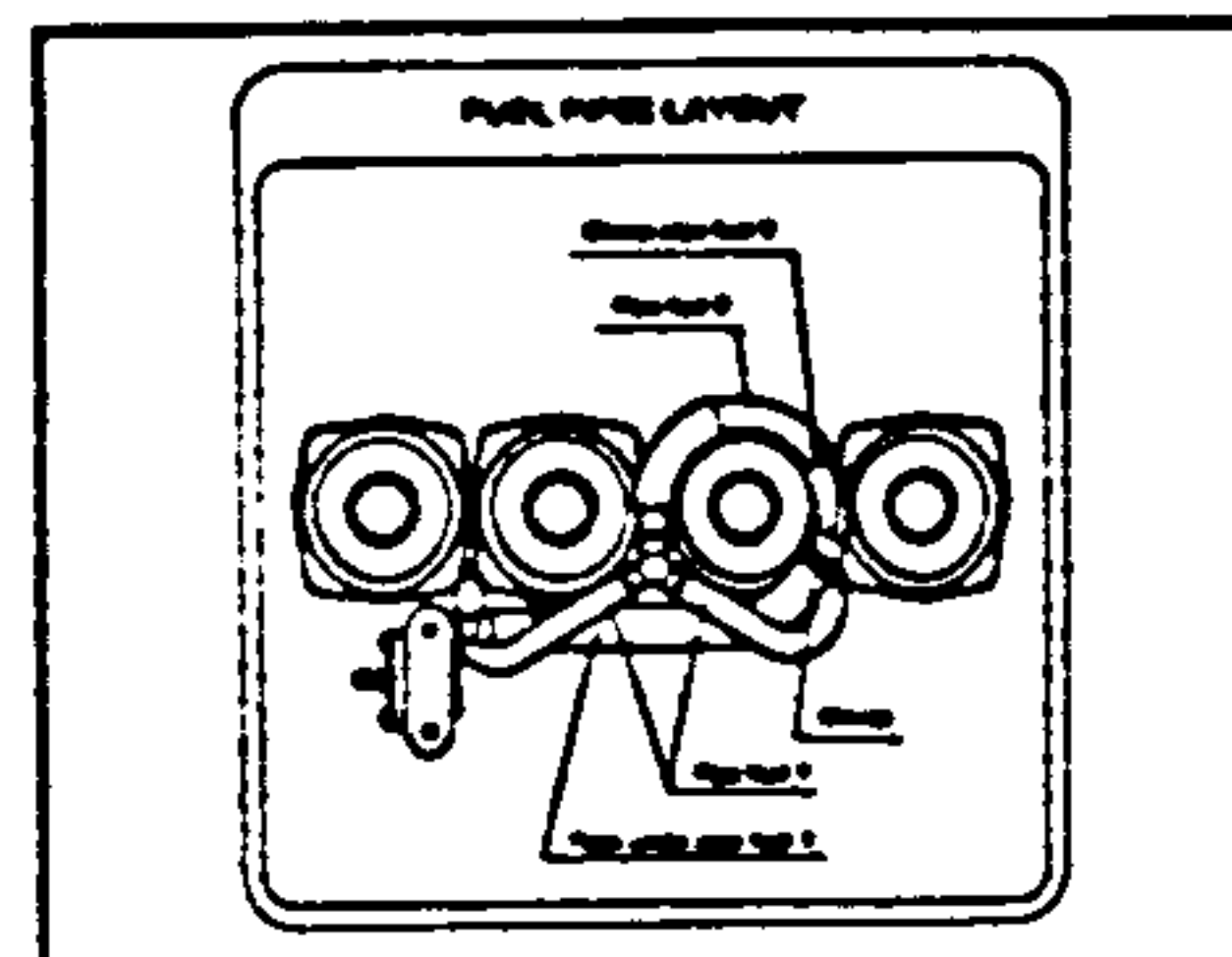
5. Remove the panhead screws securing the fuel cock to the tank, and remove the fuel cock.
6. Making sure the O-ring is in place, install the new fuel cock, using new washers with the original panhead screws. Torque the screws to 0.6 m-tg (4.5 ft-lb).

NOTE: The new fuel cock is very similar to the old one; therefore, the new unit has been marked with a spot of yellow paint. See the illustrations to note the location of the spot and also the physical difference between the old and new parts.



7. Refill the fuel tank, and make sure there is no leakage from the fuel cock.

8. Remove the original caution label from the air cleaner box and install the new label supplied with the replacement fuel cock. See the accompanying illustrations.



9. Visually check the outlet fuel hose for any damage (scratches, splits, or abrasions). If you find any fuel hose damage, replace it with a new one.

10. Reroute the fuel hose as shown on the new caution label.

NOTE: For proper routing, take care to not pull the fuel hose too tight when connecting it to the fuel cock.

11. Make sure the hose clamp is positioned properly.

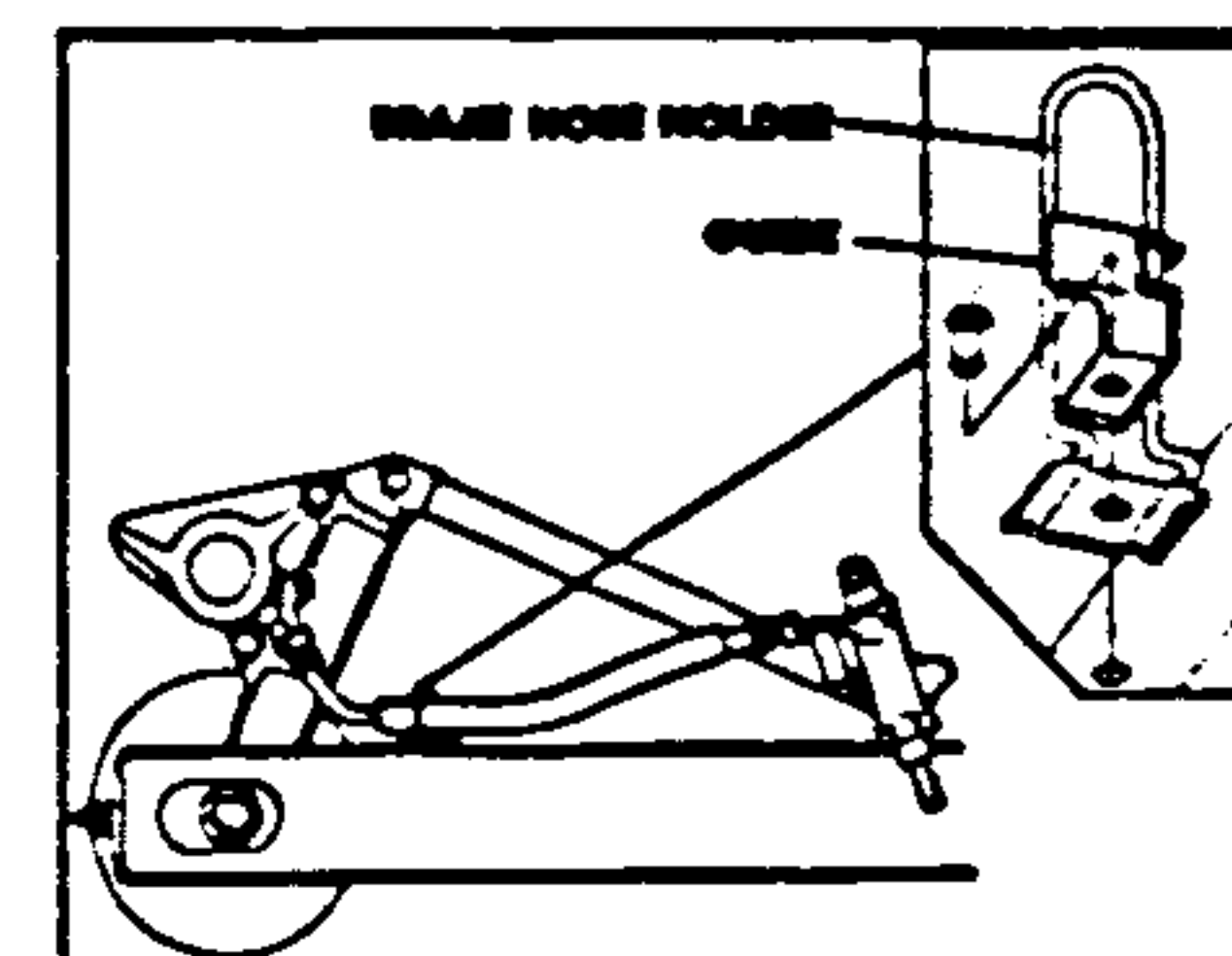
12. Reinstall the fuel tank, using the reverse of the removal procedure, steps 4 through 1.

13. Check the fuel system for leaks and proper operation.

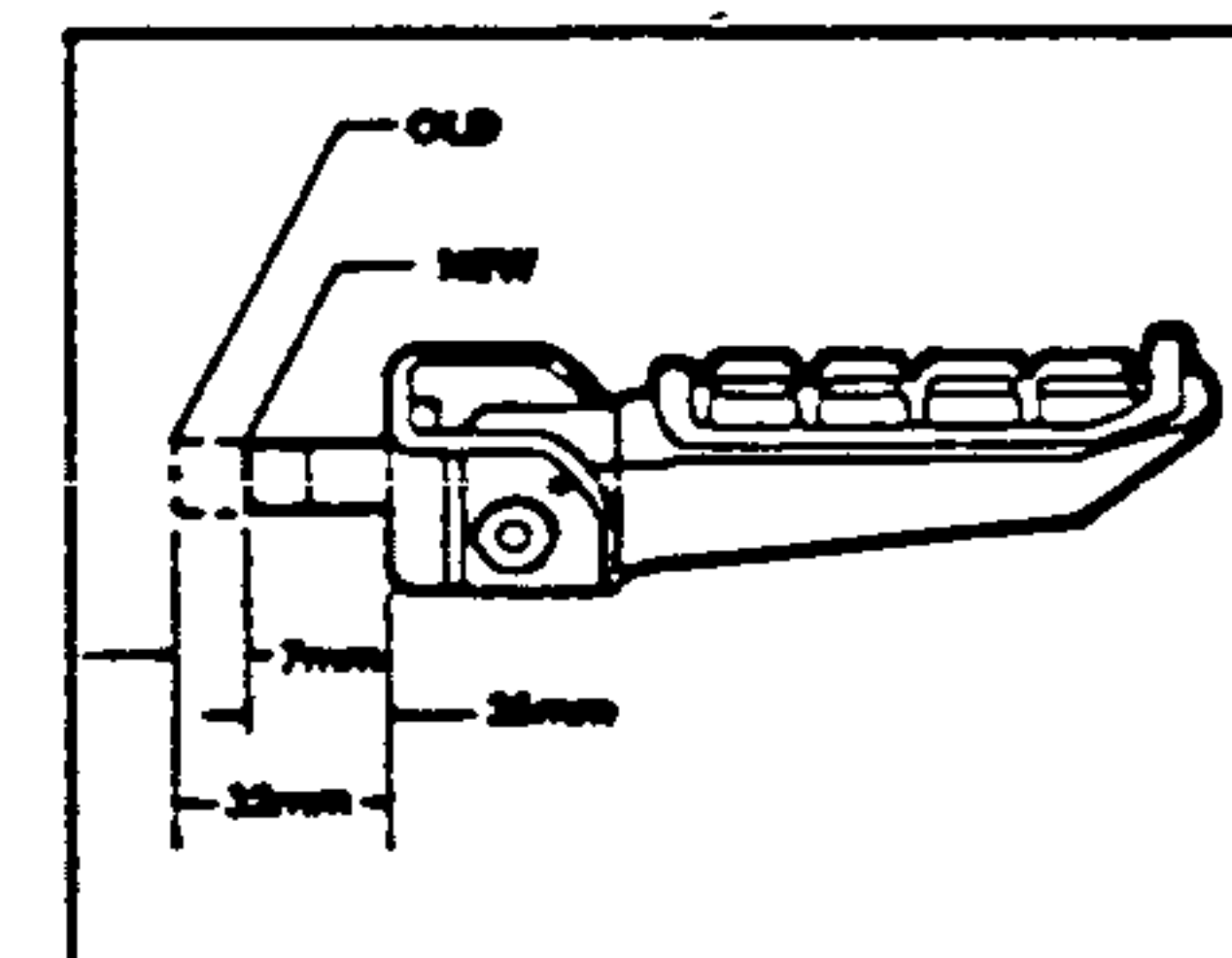
### BRAKE KIT INSTALLATION

#### (A) UNSOLD UNITS

1. Remove the 6mm screw retaining the brake hose holder.
2. Place the additional guide onto the holder as shown in the illustration.
3. Install the brake hose holder with the additional guide in place, using the 6mm screw. Tighten the screw to 0.6 m-tg (4.5 ft-lb).



4. Remove the right passenger footpeg and replace it with the new one. The new footpeg has a thread length 7mm shorter than the one being replaced, as shown in the illustration.



SERVICE COPY	SEV MGR	MECH	MECH	MECH	SNOW
OFFICE COPY	GEN MGR	SALES	PAINT	SNOW	PAGE 1 OF 4

PAGE 2 OF 4



# TECHNICAL BULLETIN

# CONTENTS

FILE MOTORCYCLE

DATE 6/30/84

44-38861-1006

**SOLD UNITED**

Visually inspect the brake hose for any damage (scratches, splits, or abrasions.) If no damage is found, follow the procedure in "X", above, for UN-SOLD UNITS.

If any damage is found, in addition to following the procedure for unsold units, replace the brake hose with a new one, using the following procedure:

1. Remove the seat and right-hand side cover.
2. Remove the two union bolts, washers (two per union bolt) holding the brake hose in place, and rear brake hose.
3. Install a new brake hose, using new washers with the existing union bolts. Tighten the union bolts to 2.6 m-lb (19 ft-lb).
4. Bleed the rear brake system according to the instructions in the service manual.

WARREN.

Brake operation and performance may be affected if the brake system is not properly bled.

5. Make sure the master cylinder reservoir is filled with fresh DOT 3 or DOT 4 brake fluid when the bleeding operation has been completed.
6. Reinstall the side cover and seat.
7. Check the rear brake for proper operation before returning the motorcycle to the customer.

## PARTS INFORMATION


Order one Factory Modification Kit 860004 for each unit to be modified. This kit contains all parts necessary for both the fuel cock and brake modifications.

## WARRANTY PROCEDURE

These modifications are authorized for all affected units, regardless of ownership or warranty status.

The owner of each affected unit will receive a preprinted Factory Modification Notice card as

shown below. If a unit is unregistered, the Notice will be sent to the involved dealer. If a card is lost, contact the Warranty Department at (714) 761-7448.

 <b>YAMAHA</b> <small>YAMAHA MOTOR COMPANY, U.S.A.</small>		<b>FACTORY MODIFICATION NOTICE</b> <small>THIS NOTICE IS TO BE FURNISHED TO THE CUSTOMER BY THE DEALER AT THE TIME OF DELIVERY OF THE MOTORCYCLE. IT IS TO BE KEPT BY THE CUSTOMER AS A RECORD OF THE MODIFICATIONS MADE TO THE MOTORCYCLE.</small>	
<b>PJ12000</b> <small>MODEL NO.</small>	<b>040001</b> <small>SERIAL NO.</small>	<b>10X-000101</b> <small>MOD. NO.</small>	<b>10X-000101</b> <small>MOD. NO.</small>
<b>YJ12000 (PC4000101)</b> <small>MOD. NO.</small>		<b>10X-000101</b> <small>MOD. NO.</small>	
<b>477123</b> <b>EAST RIVER YAMAHA</b> <b>1200 BWT ST</b> <b>EAST RIVER, WI 53111</b>		<b>10X-000101</b> <b>EAST RIVER YAMAHA</b> <b>1200 BWT ST</b> <b>EAST RIVER, WI 53111</b>	
<b>DEWIS BOSTIN</b> <b>100 W. RIVER ROAD</b> <b>EAST RIVER, WI 53111</b>		<b>10X-000101</b> <b>EAST RIVER YAMAHA</b> <b>1200 BWT ST</b> <b>EAST RIVER, WI 53111</b>	

The labor allowance for these modifications is 0.7 hours. To receive credit for the parts and labor involved in these modifications, submit the completed Factory Modification Notice to the Warranty Department; make sure that this card has been signed by both the owner (if applicable) and the dealer, and that all appropriate information has been filled in.

If a unit requires replacement of a fuel hose and/or brake hose because of damage, file a separate warranty request for those repairs only. List the parts and labor required on the Warranty Request, and then enter "Repairs required as per Factory Modification Campaign E60001" on Line 13. Use Lines 14 and 15 to describe what parts required replacement and why.



**YAMAHA MOTOR CORPORATION, U.S.A.**  
ONE RAYLEA AVENUE - COSTA MESA, CALIFORNIA 92626  
TEL. (714) 446-7000 FAX (714) 446-7000

**Key Words:** child abuse; child sexual abuse; child sexual exploitation

### Key Words

This notice is not to stop or interfere with operations of the Transport Highway Trust & Safety Administration. Norfolk Motor Corporation Ltd has determined that any plans for construction which may relate to motor vehicle safety shall be the F110000 and F110000C. Our records indicate that they were one of these models.

In the first instance the distance between the first and the subsequent days is small enough to allow proper observation for the target test time. Likewise the observation is arranged so that there is a possibility of studying the target tank and subsequent test buildings.

In the second instance, under heavy load and/or highly compressed air compression, the rear brake may not release the plunger's right hand spring allowing both springs to provide braking at the time it brake has disengaged as can properly be expected, it is possible the hose will wear through, causing failure of the rear brake system.

Our authorized Service materials dealer will install a new fuel tank, brake lines, pads, and shims, as provided, maintaining protection for the fuel tank body. We will also install a spring in the air stream line that directs the proper routing of the fuel tank. These modifications will be performed at the cost to you for other parts or labor. Used these modifications are made the spot with your PYLESS or PYLESSC.

Please contact your dealer and make a return appointment to have your modifications performed. Please remember to take the additional Safety Information Notice with you when you take your vehicle in for the service. If you have any your comments to another parts person, enter the dealer and add one of the new marks on the prepaid and addressed Safety Information Notice and send it.

Should not be possible to change in the Voting Center who said on the testimony. The witness will be performed by my independent Voting Center group.

If you are not satisfied with the service provided by your financial adviser regarding these arrangements, please contact the Customer Relations Department on 0124 961 7600 or write to the above address.

If you believe that this notice or the remedy are inadequate, or if the dealer fails to satisfy the complaint within a reasonable time of the charge to you, and you feel that you have been unable to reach a satisfactory solution by contacting Yamaha Company, Ltd., you may then attempt to contact Highway Traffic Administration, Washington, DC 20590, or call them at (800) 424-4226.

Please accept our apologies for any inconvenience the program may cause. The program is being carried out to ensure your safety and to support our mission that you be satisfied with the results. Thank you for your cooperation and for your support.

\_\_\_\_\_

### Writing Process

PART NUMBER	DESCRIPTION	REMARKS	DEALER COST
90891-90001-00	FACTORY MODIFICATION KIT 860001	COMPLETE KIT, contains: Fuel Cock kit (1) Modified Fuel Cock (1) Washer for screw (2) Brake Guide Kit (1) Brake guide (1) Footpeg (1)	

**NOTE:** The modification kit part number, 90891-90001-00, will be valid only for the duration of this modification campaign. Individual part numbers will be superseded to new part numbers as the replacements become available separately.

SERVICE COPY	SEP MOB	MECH	MECH	MECH	BNDR
OFFICE COPY	GEN MOB	SALES	PARTS	BNDR	PAGE 3 OF 4

PAGE 4 OF 4

AIR FILTER	B-2-5
CABLE	E-11
CAMSHAFT	A-8
CAREURETOR	B-6,7
CHAIN	A-8
CLUTCH	C-5,6
COWLING 1	F-5-7
CRANKCASE	B-9,10
CRANKCASE COVER	B-11,12
CRANKSHAFT	A-7
CYLINDER	A-6
CYLINDER HEAD	A-5
ELECTRICAL 1	G-5
ELECTRICAL 2	G-6,7
EXHAUST	B-8
FOOTREST	F-2,3
FRAME	D-1
FRONT BRAKE CALIPER	E-7
FENDER	D-2,3
FRONT FORK	D-9-12
FRONT MASTER CYL. 1	E-12
FRONT MASTER CYL. 2	F-1
FRONT WHEEL	E-6
FUEL TANK	E-2-4
GENERATOR	C-7
GOVERNOR	C-2
HANDLEBAR	E-11
HANDLE SWITCH	G-8
HEADLIGHT	G-2
LEVER	G-8
METER	G-1
OIL COOLER	B-1
OIL FILTER	A-12
OIL PUMP	A-11
PICK UP COIL	C-2
PISTON	A-7
REAR BRAKE CALIPER	E-10
REAR MASTER CYL.	F-4
REAR SHOCKS	D-8
REAR WHEEL	E-8,9
SEAT	E-5
SERVICE DATA	J-1
SHIFT CAM	C-9
SHIFT FORK	C-9
SHIFT SHAFT	C-10
SIDE COVER	D-4,5
STAND	F-2,3
STARTER	C-3
STARTING MOTOR	C-4
STEERING	E-1
SWING ARM	D-6,7
TAILLIGHT	G-3
TECHNICAL BULLETINS	K-Row
TRANSMISSION	C-7,8
TURN SIGNAL	G-4
VALVE	A-9,10

# TECHNICAL BULLETIN

MOTORCYCLE

DATE 10/7/87

SA M87-009

## 1987 EMISSION-CONTROLLED MODELS HIGH ALTITUDE EMISSION ADJUSTMENTS

### INTRODUCTION

To comply with federal emissions regulations, Yamaha is publishing the information in this bulletin. We are also providing high altitude emission information kits to Yamaha dealers. These information kits contain an emission information sticker. They also contain instructions for changing to the optional carburetor main jets on those applicable machines con-

sistently operated at altitudes of 4,000 feet and higher above sea level.

Five high altitude information kits for each applicable model are included with this bulletin. Additional kits can be ordered from YPOI at no charge.

### DEALER ACTION SUMMARY

Optional high altitude carburetor main jets must be installed only on units which will always be operated at 4,000 feet or above. Use

the instructions provided with the high altitude information kits for proper main jet installation procedures.

### AFFECTED MODEL APPLICATION CHART

(See Page 2 for ADJUSTMENT RECOMMENDATION CHART)

MODEL	DISPLACEMENT	ENGINE FAMILY
TW200T, TC	196 cc	HYA019641B9
SRX250T, TC	249 cc	HYA024941A1
XT350T, TC	346 cc	HYA034641A6
XV355T, TC	535 cc	HYA053542A0
XT600T, TC	595 cc	HYA059541A6
FZ600T, TC	599 cc	HYA059944B7
YX600T, TC	599 cc	HYA059944B7
FZ700T, TC	697 cc	HYA069744A4
FZX700T, TC	697 cc	HYA069744A4
XV700T	699 cc	HYA069942A8
XV700TC	699 cc	HYA069942S9
FZR750RT	750 cc	HYA075044A6
FZR1000T	990 cc	HYA099044WX
FZR1000TC	990 cc	HYA099044S6
XV1100T, TC	1063 cc	HYA106342S7
FJ1200T, TC	1188 cc	HYA118844A2
XVZ13T, TC, DT, DTC	1294 cc	HYA129444W2

### PARTS INFORMATION

PART NUMBER	DESCRIPTION	DEALER COST
LT-10061-10-B1	Information Kit	N/C

NOTE: Main Jets listed in the information kits must be ordered from YPOI.

### WARRANTY INFORMATION

Because installation of parts for high altitude operation is a customer option, there is no warranty consideration.

### ADJUSTMENT RECOMMENDATION CHART

**CAUTION:** Once a high altitude main jet has been installed, the unit should not be operated in altitudes below 4,000 feet or serious engine damage could occur. Make sure owners of modified machines are aware of this limitation.

MODEL	ORIGINAL MAIN JET	RECOMMENDED MAIN JET	PART NUMBER
TW200T, TC	#114	#110 ~ #114	#110: 288-14343-55-00 #112: 288-14343-56-00
SRX250T, TC	PRIMARY (LEFT SIDE) #122	PRIMARY #110 ~ #122	PRIMARY #110: 288-14343-55-00 #112: 288-14343-56-00 #114: 288-14343-57-00 #116: 288-14343-58-00 #118: 288-14343-59-00 #120: 288-14343-60-00
XT350T, TC	PRIMARY (LEFT SIDE) #125 SECONDARY (RIGHT SIDE) #106	PRIMARY #120 ~ #125 SECONDARY #102 ~ #106	PRIMARY #120: 288-14343-60-00 SECONDARY #102: 30X-14343-51-00 #104: 30X-14343-52-00
XV355T, TC	#137.5	#135 ~ #137.5	#135: 3G2-14231-27-00
XT600T, TC	PRIMARY (LEFT SIDE) #125 SECONDARY (RIGHT SIDE) #130	PRIMARY #120 ~ #125 SECONDARY #125 ~ #130	PRIMARY #120: 288-14343-60-00 SECONDARY #125: 5Y1-14343-63-00
FZ600T, TC	#107.5	#102.5 ~ #107.5	#102.5: 620-14231-71-00 #105: 620-14231-21-A0
YX600T, TC	#97.5	#95 ~ #97.5	#95: 620-14231-19-00
FZ700T, TC	#1 & #4 CYL: #105 #2 & #3 CYL: #100	#100 ~ #105 #95 ~ #100	#100: 620-14231-20-A0 #102.5: 620-14231-71-00 #95: 620-14231-70-00 #97.5: 620-14231-70-00
FZX700T, TC	#1 & #4 CYL: #102.5 #2 & #3 CYL: #105	#97.5 ~ #102.5 #100 ~ #105	#97.5: 620-14231-70-00 #100: 620-14231-20-00
XV700T	#1 CYL: #128 #2 CYL: #132	#126 ~ #128 #130 ~ #132	#126: 4X7-14925-26-00 #130: 4X7-14925-30-00
XV700TC	#1 CYL: #124 #2 CYL: #128	#122 ~ #124 #126 ~ #128	#122: 4X7-14925-22-00 #126: 4X7-14925-26-00
FZR750RT	#1 & #4 CYL: #107.5 #2 & #3 CYL: #105	#102.5 ~ #107.5 #100 ~ #105	#102.5: 620-14231-71-00 #105: 620-14231-21-A0 #100: 620-14231-20-00 #102.5: 620-14231-71-00
FZR1000T	#1 & #4 CYL: #110 #2 & #3 CYL: #107.5	#105 ~ #110 #102.5 ~ #107.5	#105: 620-14231-21-A0 #102.5: 620-14231-71-00
FZR1000TC	#1 & #4 CYL: #107.5 #2 & #3 CYL: #105	#102.5 ~ #107.5 #100 ~ #105	#102.5: 620-14231-71-00 #105: 620-14231-21-A0 #100: 620-14231-20-00 #102.5: 620-14231-71-00
XV1100T	#1 CYL: #122	#120 ~ #122	#120: 4X7-14925-20-00
XV1100TC	#2 CYL: #128	#126 ~ #128	#126: 4X7-14925-26-00
FJ1200T, TC	#112.5	#107.5 ~ #112.5	#107.5: 620-14231-72-0A0 #110: 620-14231-22-A0
XVZ13T, TC XVZ13DT, DTC	#125	#120 ~ #125	#120: 3G2-14231-24-A0

## CONTENTS

AIR FILTER	B-2-5
CABLE	E-11
CAMSHAFT	A-8
CARBURETOR	B-6,7
CHAIN	A-8
CLUTCH	C-5,6
COWLING 1	F-5-7
CRANKCASE	B-9,10
CRANKCASE COVER	B-11,12
CRANKSHAFT	A-7
CYLINDER	A-6
CYLINDER HEAD	A-5
ELECTRICAL 1	G-5
ELECTRICAL 2	G-6,7
EXHAUST	B-8
FOOTREST	F-2,3
FRAME	D-1
FRONT BRAKE CALIPER	E-7
FENDER	D-2,3
FRONT FORK	D-9-12
FRONT MASTER CYL. 1	E-12
FRONT MASTER CYL. 2	F-1
FRONT WHEEL	E-6
FUEL TANK	E-2-4
GENERATOR	C-1
GOVERNOR	C-2
HANDLEBAR	E-11
HANDLE SWITCH	G-8
HEADLIGHT	G-2
LEVER	G-8
METER	G-1
OIL COOLER	B-1
OIL FILTER	A-12
OIL PUMP	A-11
PICK UP COIL	C-2
PISTON	A-7
REAR BRAKE CALIPER	E-10
REAR MASTER CYL.	F-4
REAR SHOCKS	D-8
REAR WHEEL	E-8,9
SEAT	E-5
SERVICE DATA	J-1
SHIFT CAM	C-9
SHIFT FORK	C-9
SHIFT SHAFT	C-10
SIDE COVER	D-4,5
STAND	F-2,3
STARTER	C-3
STARTING MOTOR	C-4
STEERING	E-1
SWING ARM	D-6,7
TAILLIGHT	G-3
TECHNICAL BULLETINS	K-Row
TRANSMISSION	C-7,8
URNSIGNAL	G-4
VALVE	A-9,10