

When it becomes necessary to replace parts on SUZUKI MOTORCYCLES, always use SUZUKI GENUINE PARTS which have passed a strict inspection which guarantees quality and performance.

This parts catalogue covers the list of all service parts for SUZUKI GSF1200ST, GSF1200SV, GSF1200SAV, GSF1200SW, GSF1200SX, GSF1200SAX.

INSTRUCTIONS FOR QUOTING THE CATALOGUE

1. DIMENSIONS

Dimensions of the parts in this catalogue are indicated in unit millimeters.

2. ABBREVIATIONS

Abbreviations used in this catalogue are as follows:

AK	: As required	NT	: Number of teeth
ASSY	: Assembly	OPT	: Optional
E.No.	: Engine number	OS	: Over size
F.No.	: Frame number	STD	: Standard
d	: Diameter of material	T	: Thickness
ID	: Inside diameter	US	: Under size
OD	: Outside diameter	W	: Width

L : Length
 LH : Left hand side
 RH : Right hand side
 ~100045 : Up to F.No. JS1GV75A-100045
 100045~ : From F.No. JS1GV75A-100046

12 x 34 x 5.6..... Figures in the description column

| | | show the dimensions of parts.

ID OD T(or W,L)

3. INNER PARTS OF ASSEMBLY

Part name with a dot (.) in front as shown in the description column indicates the component of the assembly also available individually.

4. MODIFICATION NOTICE

A parts bulletin will be sent to you on all occasions when changes in parts occur, including interchangeable modifications between new parts and old ones.

5. NOTE

5-1. There are some different parts from those of production models among spare parts for the administrative reasons and common use of them with other models.

5-2. In respect of rubber hoses and vinyl tubes, please be sure to use them by cutting off according to the length mentioned on parts catalogue or what is actually required on the vehicle.

5-3. Note that the drawings on the illustration page are for ready reference of spare parts number, not to be used as an assembly manual. When assembling, use "SUZUKI SERVICE MANUAL".

6. SERIAL FRAME NUMBER

GSF1200ST : JS1GV75A T2100001~
 GSF1200SV/SAV : JS1GV75A V2100001~
 GSF1200SW : JS1GV75A W2100001~
 GSF1200SX/SAX : JS1GV75A X2100001~

Quand il devient nécessaire de remplacer des pièces sur SUZUKI MOTOCYCLETTES toujours utiliser les PIÈCES D'ORIGINE SUZUKI qui ont été soumises à des contrôles de qualité sévères leur garantissant qualité et performance impeccables.

Ce catalogue de pièces détachées couvre la liste de toutes les pièces de rechange pour SUZUKI GSF1200ST, GSF1200SV, GSF1200SAV, GSF1200SW, GSF1200SX, GSF1200SAX.

INSTRUCTIONS POUR UTILISER LE CATALOGUE

1. DIMENSIONS

Les dimensions des pièces dans ce catalogue sont indiquées en unités de millimètres.

2. ABBREVIATIONS

Les abréviations utilisées dans ce catalogue sont les suivantes:

AR	: Comme requis	NT	: Nombre de dents
ASSY	: Assemblage	OPT	: Sur option
E.No.	: Numéro du moteur	OS	: Sur-dimensionné
F.No.	: Numéro du châssis	T	: Epaisseur
ID	: Diamètre intérieur	US	: Sous-dimensionné
OD	: Diamètre extérieur	W	: Largeur
L	: Longueur		
LH	: Côté gauche		
RH	: Côté droit		

~100045 : Jusqu'à F.No. JS1DK41A-100045

100046~ : Depuis F.No. JS1DK41A-100045

12 x 34 x 5.6..... Les chiffres dans la colonne

1 1 1 remarques montrent les dimensions
ID OD T(or W,L) des pièces comme suit.

3. PIÈCES INTERNES DE L'ASSEMBLAGE

Les numéros de pièces qui comportent un point (.) avant la désignation de pièce détachée indique la pièce interne se rapportant à l'assemblage.

4. AVIS DE MODIFICATION

Un bulletin de pièces détachées vous sera envoyé à tout moment opportun quand des changements de pièces ont lieu, y compris les modifications de pièces interchangeables entre les nouvelles et anciennes pièces.

5. A NOTER

5-1. Il existe certaines pièces différentes de celles de rechange pour les modèles de production vu des raisons administratives et dont l'usage est commun avec celles d'autres modèles.

5-2. Concernant les durites en caoutchouc et les tuyaux en vinyle, ne pas manquer de les couper à la bonne longueur comme indiqué dans le catalogue des pièces détachées ou selon ce qui est utile pour le véhicule affecté.

5-3. Noter que les dessins à la page d'illustration servent à titre de référence pour les numéros de pièces détachées, et non pas comme référence pour l'assemblage. Pour cette dernière opération, se reporter au "MANUEL D'ENTRETIEN SUZUKI".

6. NUMERO DE SERIE DU CADRE

GSF1200ST : JS1GV75A T2100001~

GSF1200SV/SAV : JS1GV75A V2100001~

GSF1200SW : JS1GV75A W2100001~

GSF1200SX/SAX : JS1GV75A X2100001~

COLOR CHART
TABLEAU DES COULEURS

COLOR NO. NO DE COULEUR	COLOR DESCRIPTION DESCRIPTION DE COULEUR	COLOR NO. NO DE COULEUR	COLOR DESCRIPTION DESCRIPTION DE COULEUR
F66	0FP,28C,1KK	20F	CANDY PRESIDENT MAROON
F7F	Z39,019,1KK	20G	CHARCOAL GRAY METALLIC
K1Z	1RR,24K,0FP	22U	CANDY ACADEMY MAROON
K2A	20F,1RR,20G	24G	LEGATO GOLD METALLIC
L9D	0FP,28C,1RR	24K	LIGHT CHARCOAL METALLIC
P21	BLACK (LEATHER)	28C	DUNE GRAY METALLIC
Y0N	CDY. DUSK BLUE	29F	EMPEROR BROWN METALLIC
Y1X	CANDY ACADEMY MAROON (22U)	291	BLACK (SEMI-GLOSS)
Y4H	ECRU SILVER METALLIC	33J	PEARL NOVELTY BLACK
Y7F	CANDY DARK UMBER BROWN	35W	CHARCOAL GRAY METALLIC NO.2
Y7G	DARK BRITISH GREEN METALLIC		
Y98	CANDY FOREST GREEN		
Z39	GREENISH SILVER (TAPE)		
0FP	TRADITIONAL SILVER METALLIC		
00B	MARBLE RIO ORANGE		
019	BLACK		
1KK	LEGATO GOLD		
1RR	BAT GOLD(TAPE)		
1UH	PRIME GREEN		
2AX	PEARL NOVELTY BLACK (33J)		
2JX	PEARL NOVELTY BLACK (33J)		
2KX	CANDY ACADEMY MAROON (22U)		

MILLIMETER → INCH CONVERSION CHART
TABLEAU DE CONVERSION DE MILLIMETRES → POUCES

	0	1	2	3	4	5	6	7	8	9
00	.000	.039	.079	.118	.157	.197	.236	.276	.315	.354
10	.394	.433	.472	.512	.551	.591	.630	.669	.709	.748
20	.787	.827	.866	.906	.945	.984	1.024	1.063	1.102	1.142
30	1.181	1.220	1.260	1.299	1.339	1.378	1.417	1.457	1.496	1.535
40	1.575	1.614	1.654	1.693	1.732	1.772	1.811	1.850	1.890	1.929
50	1.969	2.008	2.047	2.087	2.126	2.165	2.205	2.244	2.283	2.323
60	2.362	2.402	2.441	2.480	2.520	2.559	2.598	2.638	2.677	2.717
70	2.756	2.795	2.835	2.874	2.913	2.953	2.992	3.031	3.071	3.110
80	3.150	3.189	3.228	3.268	3.307	3.346	3.386	3.425	3.465	3.504
90	3.543	3.583	3.622	3.661	3.701	3.740	3.780	3.819	3.858	3.898

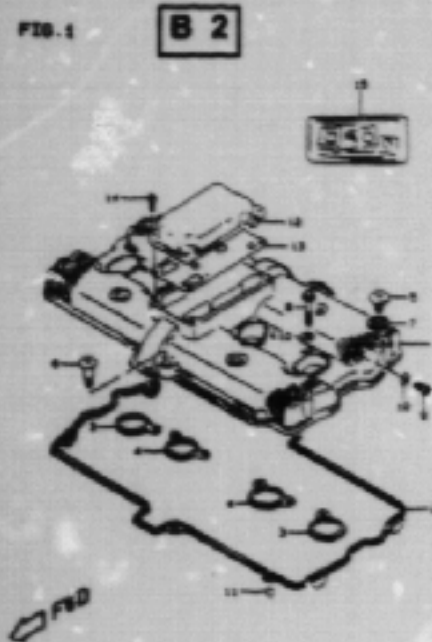
How to read
Mode de lecture

	0	1	2	3	4
00
10
20	0.906	...
30

23 millimeters equal 0.906 inch
23 millimètres égalent 0.906 pouce

Contents are subject to change without notice or obligation.

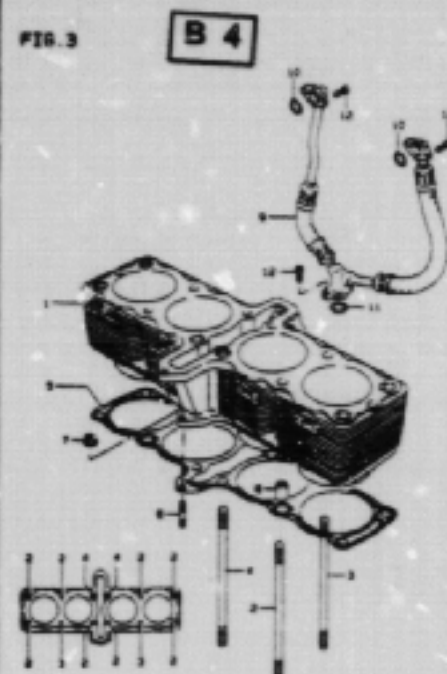
Les matières traitées sont susceptibles d'être modifiées sans préavis obligation de notre part.



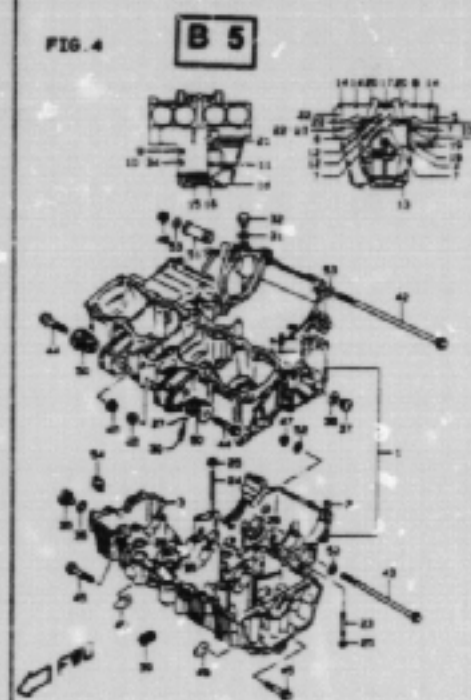
GSF1200SX E2B 1



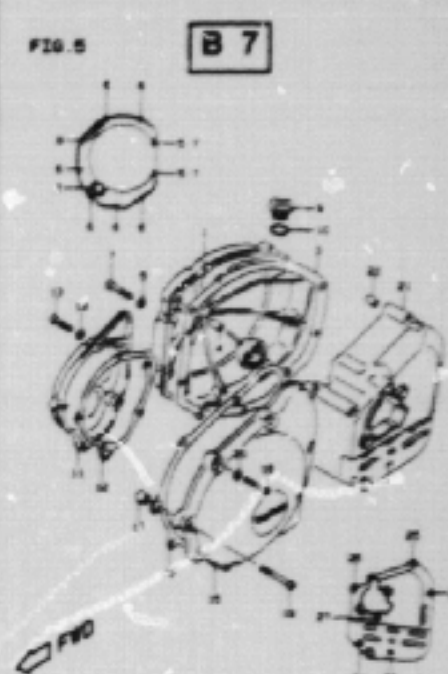
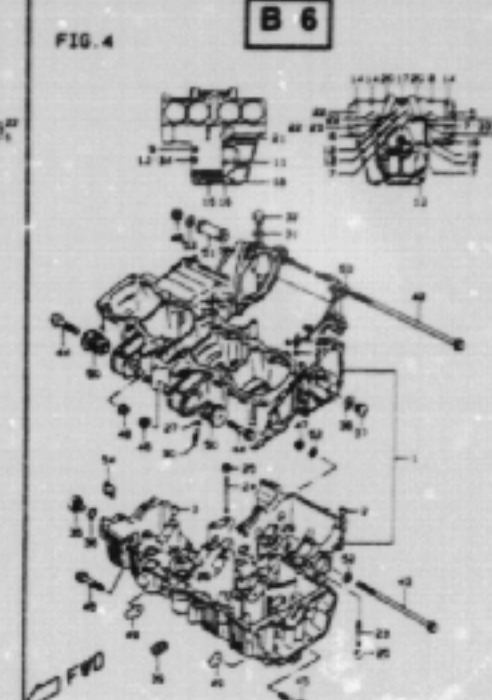
GSF1200SX E2B 2



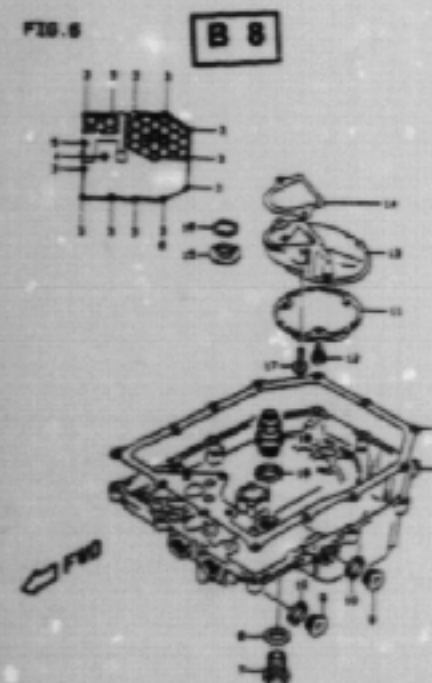
GSF1200SX E2B 3



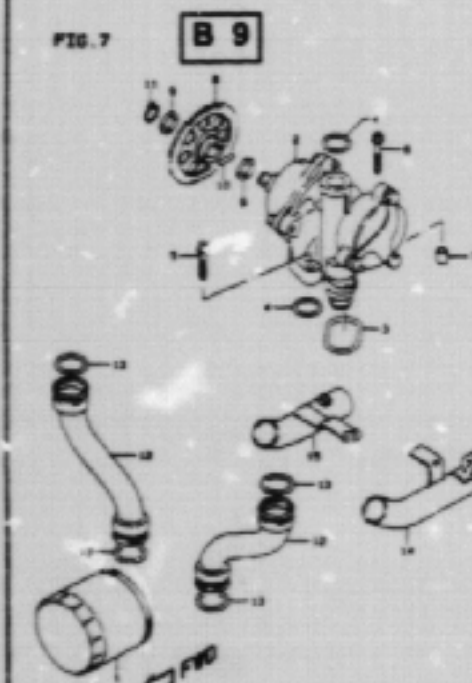
GSF1200SX E2B 4



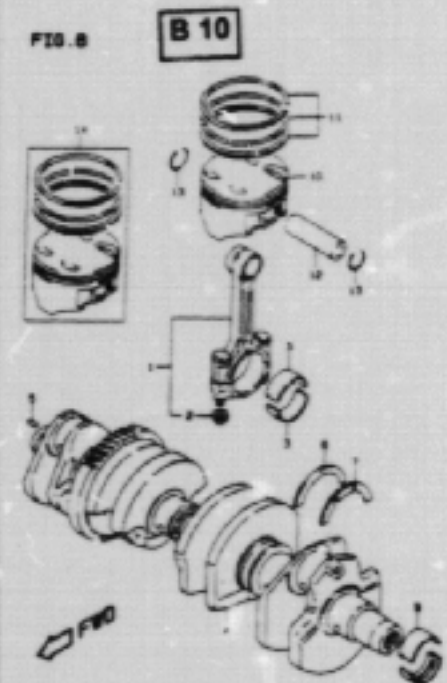
GSF1200SX E2B 5



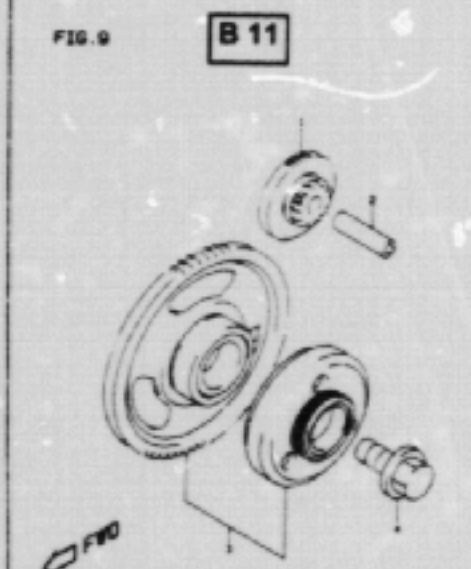
GSF1200SX E2B 6



GSF1200SX E2B 7



GSF1200SX E2B 8



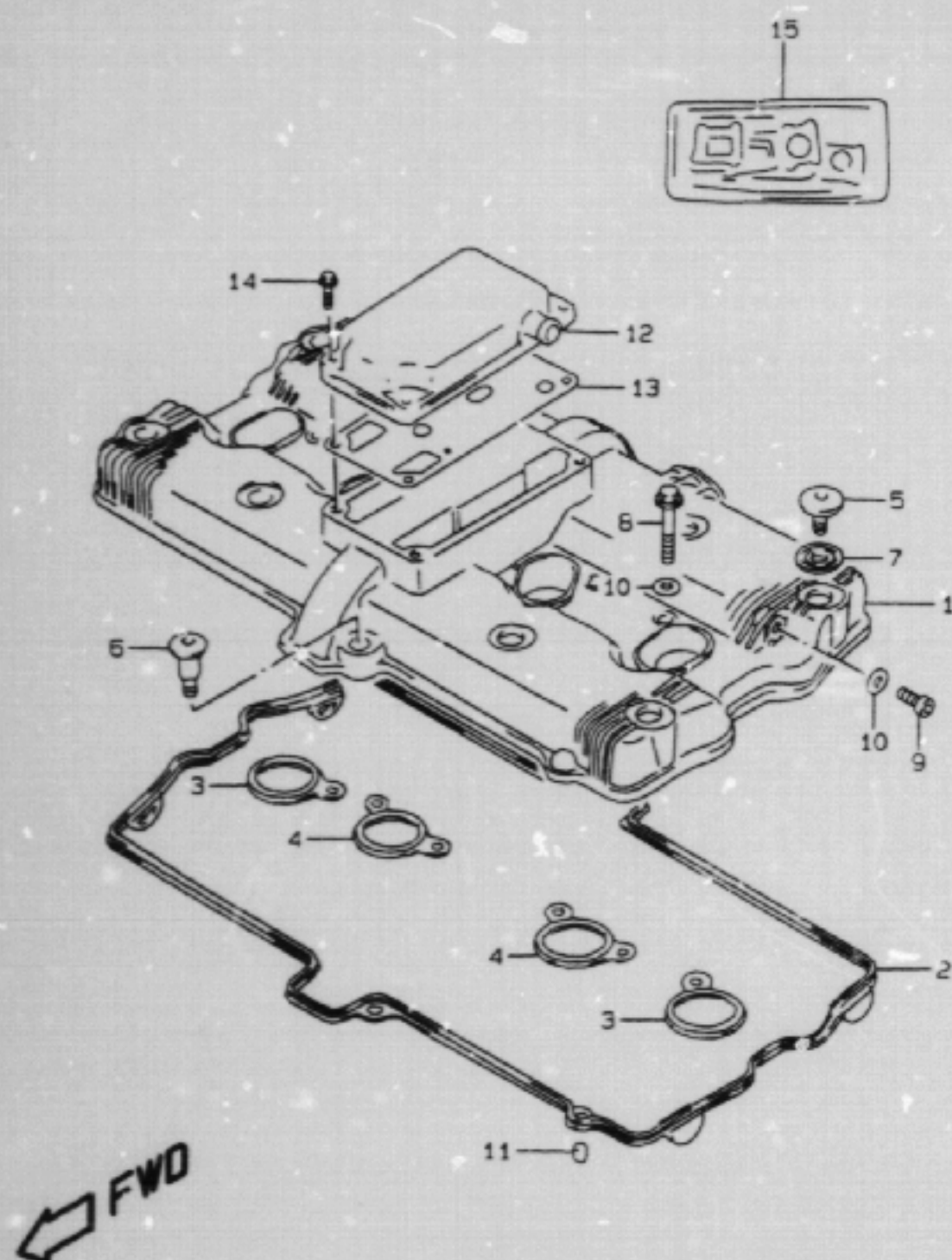
GSF1200SX E2B 9

AIR CLEANER.....	C-07	COWLING BODY.....	G-07	FOOTREST.....	F-06	FRONT WHEEL.....	H-06	LABEL.....	G-11	REAR CUSHION LEVER..	J-04	STAND.....	F-05
ALTERNATOR.....	E-03	COWLING BRACE.....	G-10	FRAME COVER.....	F-12	FUEL COCK.....	F-11	MUFFLER.....	C-08	REAR FENDER.....	G-05	STARTER CLUTCH.....	B-11
BATTERY.....	E-07	CRANKCASE COVER....	B-07	FRAME.....	F-02	FUEL TANK.....	F-09	OIL COOLER.....	C-09	REAR MASTER CYLINDE	J-10	STARTING MOTOR.....	E-02
CAM CHAIN.....	C-03	CRANKCASE.....	B-05	FRONT BRAKE HOSE...	I-02	GEAR SHIFTING.....	D-06	OIL PAN.....	B-08	REAR SWINGING ARM..	J-02	STEERING STEM.....	H-04
CAM SHAFT / VALVE..	C-02	CRANKSHAFT.....	B-10	FRONT BRAKE PIPE...	I-04	HANDLE LEVER.....	G-04	OIL PUMP.....	B-09	REAR WHEEL.....	J-06	TRANSMISSION.....	D-04
CARBURETOR FITTING.	C-06	CYLINDER HEAD COVER	B-02	FRONT CALIPER.....	H-08	HANDLEBAR.....	G-03	OPTIONAL.....	J-13	RIDER HANDLE.....	G-13	TURN SIGNAL LAMP....	E-11
CARBURETOR.....	C-04	CYLINDER HEAD.....	B-03	FRONT DAMPER.....	H-02	HEADLAMP.....	E-10	REAR BRAKE HOSE....	J-12	SEAT.....	G-12	WIRING HARNESS.....	E-13
CLUTCH MASTER CYLIN	I-08	CYLINDER.....	B-04	FRONT FENDER.....	G-02	HORN/HANDLE SWITCH.	E-15	REAR CALIPER.....	J-08	SIGNAL GENERATOR...	E-04		
CLUTCH.....	D-02	ELECTRICAL.....	E-05	FRONT MASTER CYLIND	I-06	HYDRAULIC UNIT.....	I-03	REAR COMBINATION LA	E-12	SPEEDOMETER.....	E-08		

FIG. 1

B 2

FIG. 1 (B- 2) CYLINDER HEAD COVER



REF.NO.	PART NO.	DESCRIPTION	Q'TY	REMARKS
1	11171-27E00	COVER, CYLINDER HEAD	1	
2	11173-06B02	GASKET	1	
3	11178-27A01	GASKET, HEAD COVER NO.2	2	
4	11179-27A02	GASKET, HEAD COVER NO.3	2	
5	09106-07009	BOLT (L:5.5)	8	
6	09106-07010	BOLT (L:19)	2	
7	09161-11008	WASHER	8	
8-1	09360-08009	BOLT, UNION	4	MODEL T/V/W
8-2	11181-27E00	BOLT, UNION	4	MODEL X
9	07130-08123	BOLT	2	
10-1	09168-08C08	GASKET (8.2X14X1)	6	MODEL T/V/W →11180-27B20 BOLT AND GASKET SET
10-2	09168-08029	GASKET (8.2X16X1)	1	MODEL X
11	04221-08129	PIN	2	
12	11176-26D00	COVER, BREATHER	1	
13	11177-17E00	GASKET	1	
14	01550-06253	BOLT	4	
15-1	11401-27830	GASKET SET	1	MODEL T
15-2	11401-27831	GASKET SET	1	MODEL V/W/X

GSF1200SX E28 1

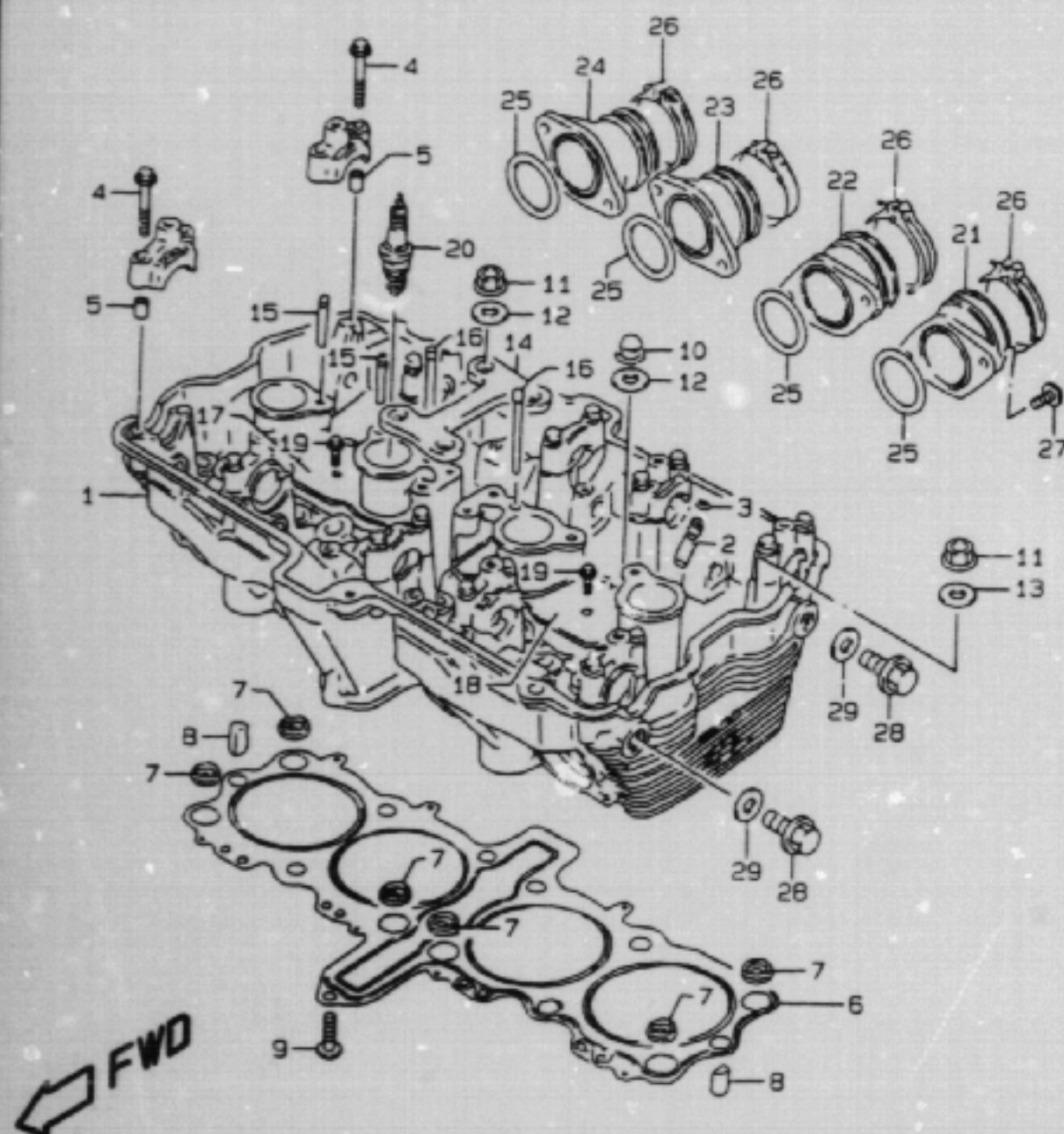
AIR CLEANER.....	C-07	COWLING BODY.....	G-07	FOOTREST.....	F-06	FRONT WHEEL.....	H-06	LABEL.....	G-11	REAR CUSHION LEVER..	J-04	STAND.....	F-05
ALTERNATOR.....	Z-03	COWLING BRACE.....	G-10	FRAME COVER.....	F-12	FUEL COCK.....	F-11	MUFFLER.....	C-08	REAR FENDER.....	G-05	STARTER CLUTCH.....	B-11
BATTERY.....	E-07	CRANKCASE COVER....	B-07	FRAME.....	F-02	FULL TANK.....	F-09	OIL COOLER.....	C-09	REAR MASTER CYLINDE	J-10	STARTING MOTOR.....	E-02
CAM CHAIN.....	C-03	CRANKCASE.....	B-05	FRONT BRAKE HOSE...	I-02	GEAR SHIFTING.....	D-06	OIL PAN.....	B-08	REAR SWINGING ARM..	J-02	STEERING STEM.....	H-04
CAM SHAFT / VALVE..	C-02	CRANKSHAFT.....	B-10	FRONT BRAKE PIPE...	I-04	HANDLE LEVER.....	G-04	OIL PUMP.....	B-09	REAR WHEEL.....	J-06	TRANSMISSION.....	D-04
CARBURETOR FITTING..	C-04	CYLINDER HEAD COVER	B-02	FRONT CALIPER.....	H-08	HANDLEBAR.....	G-03	OPTIONAL.....	J-13	RIDER HANDLE.....	G-13	TURN SIGNAL LAMP....	E-11
CARBURETOR.....	C-04	CYLINDER HEAD.....	B-03	FRONT DAMPER.....	H-02	HEADLAMP.....	E-10	REAR BRAKE HOSE....	J-12	SEAT.....	G-12	WIRING HARNESS.....	E-13
CLUTCH MASTER CYLIN	I-08	CYLINDER.....	B-04	FRONT FENDER.....	G-02	HORN/HANDLE SWITCH..	E-15	REAR CALIPER.....	J-08	SIGNAL GENERATOR...	E-04		
CLUTCH.....	D-02	ELECTRICAL.....	E-05	FRONT MASTER CYLIND	I-06	HYDRAULIC UNIT.....	I-03	REAR COMBINATION LA	E-12	SPEEDOMETER.....	E-08		

FIG.2

B 3

FIG.2 (B-3) CYLINDER HEAD

REF.NO.	PART NO.	DESCRIPTION	QTY	REMARKS
1	11100-27E50	HEAD ASSY, CYLINDER	1	
2	11116-06B70	.GUIDE, VALVE	16	
3	09381-10004	.SNAP RING	16	
4	09103-06026	.BOLT (6X39)	20	
5	09206-08001	.PIN (8X11)	20	
6	11141-27E00	GASKET	1	
7	11143-48B01	O RING	6	
8	09209-11007	PIN	2	
9	01550-06303	BOLT	1	
10	09159-10069	NUT	4	
11	08316-10103	NUT	8	
12	09168-10031	GASKET	8	
13	09160-10060	WASHER	4	
14	11138-40C10	PLATE, REINFORCEMENT	1	
15	11131-27A00	PIPE, OIL NO.1,2	4	
16	11133-27A00	PIPE, OIL NO.3	2	
17	11135-27A02	PLATE, OIL PIPE RH	1	
18	11136-27A02	PLATE, OIL PIPE LH	1	
19	01550-06123	BOLT	4	
20-1	09482-00389	SPARK PLUG (NGK, JR9B)	4	
20-2	09482-00391	SPARK PLUG (NGK, JR10B)	4	OPT
21	13101-40C00	PIPE, INTAKE NO.1	1	
22	13102-40C00	PIPE, INTAKE NO.2	1	
23	13103-40C00	PIPE, INTAKE NO.3	1	
24	13104-40C00	PIPE, INTAKE NO.4	1	
25	09280-40010	.O RING (D:2.4, ID:39.7)	4	
26	09402-52208	CLAMP	4	
27	07120-06163	BOLT	8	
28	09248-14010	PLUG, CYLINDER HEAD	4	
29	09168-14002	GASKET	4	



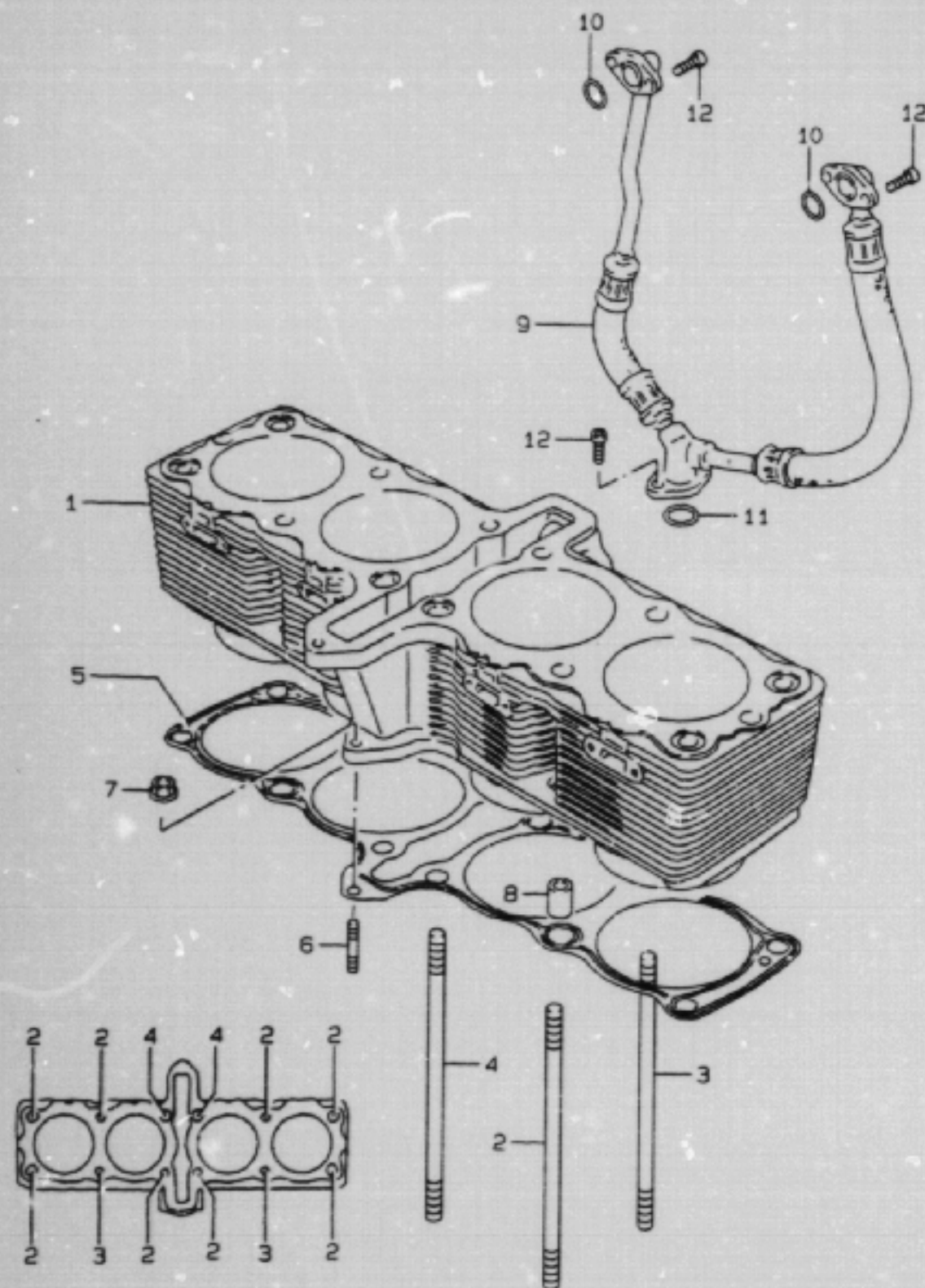
GSF1200SX E28 2

AIR CLEANER.....	C-07	COWLING BODY.....	G-07	FOOTREST.....	F-04	FRONT WHEEL.....	H-06	LABEL.....	G-11	REAR CUSHION LEVER.....	J-04	STAND.....	F-05
ALTERNATOR.....	E-03	COWLING BRACE.....	G-10	FRAME COVER.....	F-12	FUEL COCK.....	F-11	MUFFLER.....	C-08	REAR FENDER.....	G-05	STARTER CLUTCH.....	B-11
BATTERY.....	E-07	CRANKCASE COVER.....	B-01	FRAME.....	F-02	FUEL TANK.....	F-09	OIL COOLER.....	C-09	REAR MASTER CYLINDER.....	J-10	STARTING MOTOR.....	E-02
CAM CHAIN.....	C-03	CRANKCASE.....	B-05	FRONT BRAKE HOSE.....	I-02	GEAR SHIFTING.....	D-06	OIL PAN.....	B-08	REAR SWINGING ARM.....	J-02	STEERING STEM.....	H-04
CAM SHAFT / VALVE.....	C-02	CRANKSHAFT.....	B-10	FRONT BRAKE PIPE.....	I-04	HANDLE LEVER.....	G-04	OIL PUMP.....	B-09	REAR WHEEL.....	J-06	TRANSMISSION.....	D-04
CARBURETOR FITTING.....	C-06	CYLINDER HEAD COVER.....	B-02	FRONT CALIPER.....	H-08	HANDLEBAR.....	G-03	OPTIONAL.....	J-13	RIDER HANDLE.....	G-13	TURN SIGNAL LAMP.....	E-11
CARBURETOR.....	C-04	CYLINDER HEAD.....	B-03	FRONT DAMPER.....	H-02	HEADLAMP.....	E-10	REAR BRAKE HOSE.....	J-12	SEAT.....	C-12	WIRING HARNESS.....	E-13
CLUTCH MASTER CYLINDER.....	I-08	CYLINDER.....	B-04	FRONT FENDER.....	G-02	HORN/HANDLE SWITCH.....	E-15	REAR CALIPER.....	J-08	SIGNAL GENERATOR.....	E-04		
CLUTCH.....	D-02	ELECTRICAL.....	E-05	FRONT MASTER CYLINDER.....	I-06	HYDRAULIC UNIT.....	I-03	REAR COMBINATION LAMP.....	E-12	SPEEDOMETER.....	E-08		

FIG.3

B 4

FIG.3 (B- 4) CYLINDER



REF.NO.	PART NO.	DESCRIPTION	Q'TY	REMARKS
1	11210-27E20-0F0	CYLINDER	1	
2	09108-10081	STUD BOLT (10X164)	8	
3	09108-10099	STUD BOLT (10X157)	2	
4	09108-10108	STUD BOLT (10X168)	2	
5	11241-48B00	GASKET, CYLINDER	1	
6	01421-06203	STUD BOLT	1	
7	08316-10063	NUT	1	
8	09206-13017	PIN	2	
9	11328-49B04	HOSE, OIL HEAD COOLER	1	
10	09280-14011	O RING (D:2.5, ID:13.8)	2	
11	09280-15007	O RING (D:2.4, ID:15.8)	1	
12	07130-06163	BOLT	6	

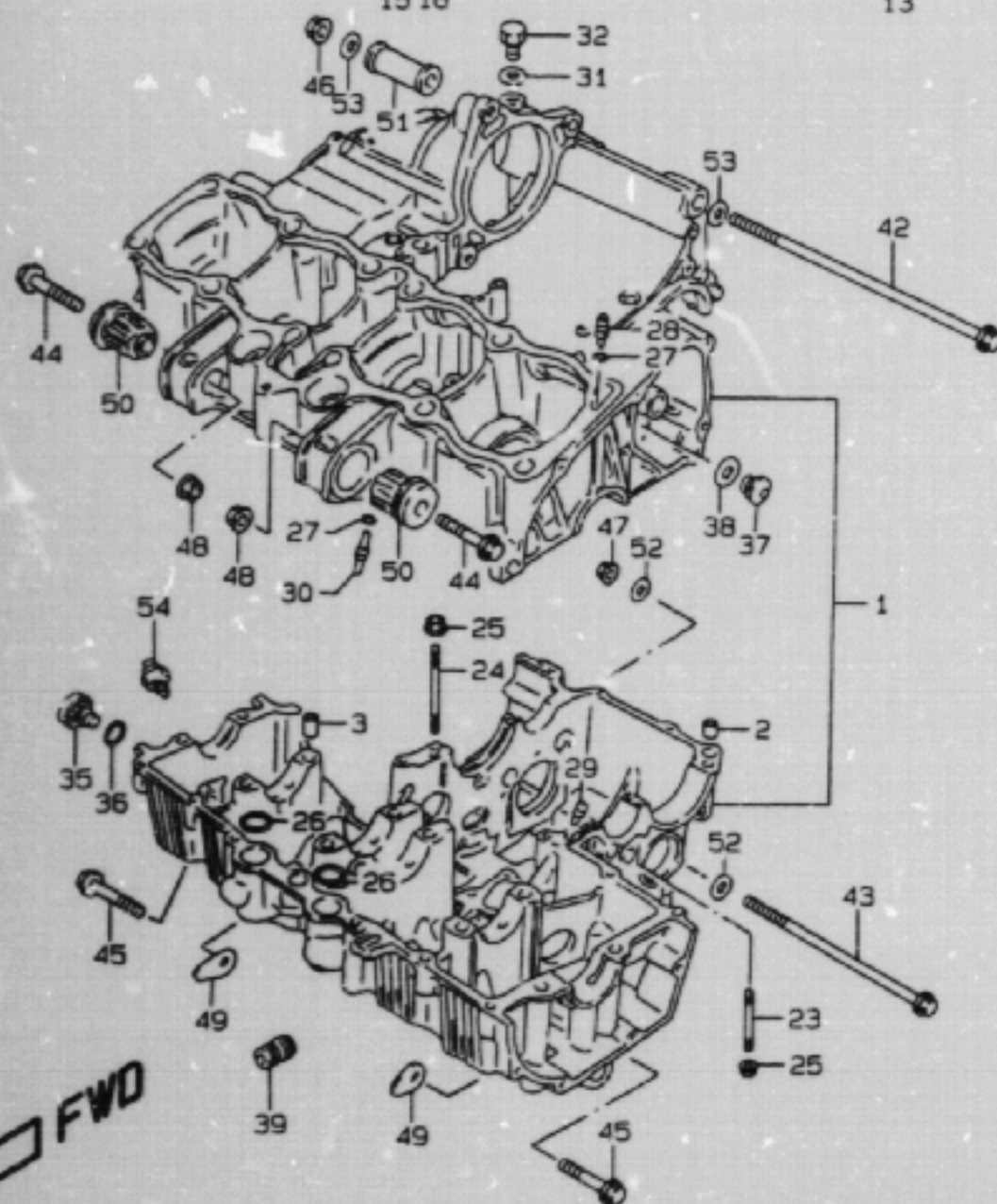
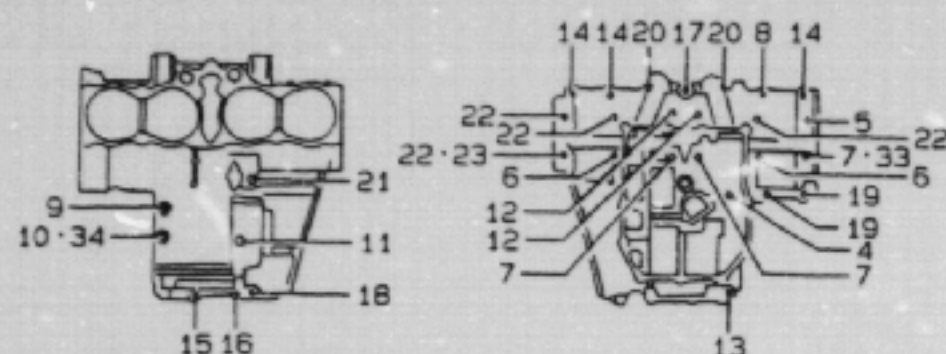
GSF1200SX E28 3

AIR CLEANER.....	C-07	COWLING BODY.....	G-07	FOOTREST.....	F-04	FRONT WHEEL.....	H-04	LABEL.....	G-11	REAR CUSHION LEVER..	J-04	STAND.....	F-05
ALTERNATOR.....	E-03	COWLING BRAKE.....	G-10	FRAME COVER.....	F-12	FUEL COCK.....	F-11	MUFFLER.....	C-08	REAR FENDER.....	G-05	STARTER CLUTCH.....	B-11
BATTERY.....	Z-07	CRANKCASE COVER....	B-07	FRAME.....	F-02	FUEL TANK.....	F-09	OIL COOLER.....	C-09	REAR MASTER CYLINDE	J-10	STARTING MOTOR.....	E-02
CAM CHAIN.....	C-03	CRANKCASE.....	B-05	FRONT BRAKE HOSE...	I-02	GEAR SHIFTING.....	D-04	OIL PAN.....	B-08	REAR SWINGING ARM..	J-02	STEERING STEM.....	H-04
CAM SHAFT / VALVE..	C-02	CRANKSHAFT.....	B-10	FRONT BRAKE PIPE...	I-04	HANDLE LEVER.....	G-04	OIL PUMP.....	B-09	REAR WHEEL.....	J-06	TRANSMISSION.....	D-04
CARBURETOR FITTING.	C-04	CYLINDER HEAD COVER	B-02	FRONT CALIPER.....	H-08	HANDLEBAR.....	G-03	OPTIONAL.....	J-13	RIDER HANDLE.....	G-13	TURN SIGNAL LAMP....	E-11
CARBURETOR.....	C-04	CYLINDER HEAD.....	B-03	FRONT DAMPER.....	H-02	HEADLAMP.....	E-10	REAR BRAKE HOSE....	J-12	SEAT.....	G-12	WIRING HARNESS.....	E-13
CLUTCH MASTER CYLIN	I-08	CYLINDER.....	B-04	FRONT FENDER.....	G-02	HORN/HANDLE SWITCH.	E-15	REAR CALIPER.....	J-08	SIGNAL GENERATOR...	E-04		
CLUTCH.....	D-02	ELECTRICAL.....	E-05	FRONT MASTER CYLIND	I-04	HYDRAULIC UNIT.....	I-03	REAR COMBINATION LA	E-12	SPEEDOMETER.....	E-08		

FIG. 4

B 5

FIG. 4 (B- 5) CRANKCASE



REF.NO.	PART NO.	DESCRIPTION	Q'TY	REMARKS
1	11301-27830	CRANKCASE SET	1	
2	09206-13004	.PIN (13X22)	2	
3	09206-11017	.PIN (11X20)	2	
4	09103-06163	.BOLT (6X105)	1	
5	09103-08097	.BOLT (8X105)	1	
6	09103-08182	.BOLT (8X125)	2	
7	09103-08098	.BOLT (8X115)	3	
8	01550-06353	.BOLT	1	
9	07130-06403	.BOLT	1	
10-1	07120-06557	.BOLT (CHROME)	1	~E.NO.140698
10-2	07120-06553	.BOLT (GREEN)	1	E.NO.140699~
11	07130-06653	.BOLT	1	
12	07130-08653	.BOLT	2	
13	01550-08603	.BOLT	1	
14	01550-06353	.BOLT	3	
15	01550-06403	.BOLT	1	
16	01550-06403	.BOLT	1	
17	01550-06503	.BOLT	1	
18	01550-06603	.BOLT	1	
19	01550-06553	.BOLT	2	
20	01550-06703	.BOLT	2	
21	01550-06803	.BOLT	1	
22-1	09103-08105	.BOLT (8X95)	4	MODEL T/V/W
22-2	09103-08066	.BOLT	4	MODEL X
23	01421-06408	.STUD BOLT	1	
24	01421-06608	.STUD BOLT	1	
25	08316-10063	.NUT	2	
26	09280-2100 ^a	.O RING (D:2.5, ID:21)	2	
27	09280-04004	.O RING (D:1.2, ID:4)	6	
28	09493-14002	.JET	2	
29	09493-24010	.JET	2	
30	09493-26007	.JET	4	
31	09168-12002	.GASKET	1	
32	09247-12103	.PLUG	1	
33	09168-08021	.GASKET	2	

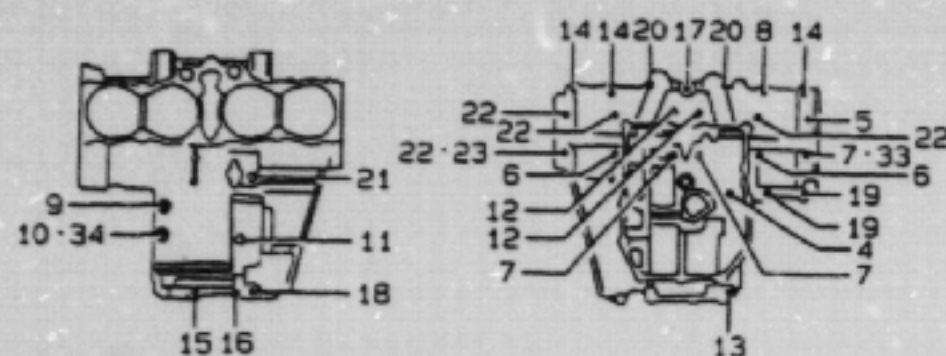
GSF1200SX E28 4

AIR CLEANER.....	C-07	COWLING BODY.....	G-07	FOOTREST.....	F-06	FRONT WHEEL.....	H-06	LABEL.....	G-11	REAR CUSHION LEVER.....	J-04	STAND.....	F-05
ALTERNATOR.....	E-03	COWLING BRACE.....	G-10	FRAME COVER.....	F-12	FUEL COCK.....	F-11	MUFFLER.....	C-08	REAR FENDER.....	G-05	STARTER CLUTCH.....	B-11
BATTERY.....	E-07	CRANKCASE COVER.....	B-07	FRAME.....	F-02	FUEL TANK.....	F-09	OIL COOLER.....	C-09	REAR MASTER CYLINDER.....	J-10	STARTING MOTOR.....	E-1
CAM CHAIN.....	C-03	CRANKCASE.....	B-05	FRONT BRAKE HOSE.....	I-02	GEAR SHIFTING.....	D-06	OIL PAN.....	B-08	REAR SWINGING ARM.....	J-02	STEERING STEM.....	H-04
CAM SHAFT / VALVE.....	C-02	CRANKSHAFT.....	B-10	FRONT BRAKE PIPE.....	I-04	HANDLE LEVER.....	G-04	OIL PUMP.....	B-09	REAR WHEEL.....	J-06	TRANSMISSION.....	D-04
CARBURETOR FITTING.....	C-06	CYLINDER HEAD COVER.....	B-02	FRONT CALIPER.....	H-08	HEADLAMP.....	G-03	OPTIONAL.....	J-13	RIDER HANDLE.....	G-13	TURN SIGNAL LAMP.....	E-11
CARBURETOR.....	C-04	CYLINDER HEAD.....	B-03	FRONT DAMPER.....	H-02	HORN/HANDLE SWITCH.....	E-15	REAR BRAKE HOSE.....	J-12	SEAT.....	G-12	WIRING HARNESS.....	E-13
CLUTCH MASTER CYLINDER.....	I-08	CYLINDER.....	B-04	FRONT FENDER.....	G-02	HYDRAULIC UNIT.....	I-03	REAR CALIPER.....	J-08	SIGNAL GENERATOR.....	E-04		
CLUTCH.....	D-02	ELECTRICAL.....	E-05	FRONT MASTER CYLINDER.....	I-04			REAR COMBINATION LAMP.....	E-12	SPEEDOMETER.....	E-08		

FIG.4

B 6

FIG.4 (B- 6) CRANKCASE



REF.NO.	PART NO.	DESCRIPTION	Q'TY	REMARKS
34	09168-06018	.GASKET	1	
35	09248-16003	.PLUG	1	
36	09280-17002	.O RING (D:2.4, ID:16.8)	1	
37-1	09248-14005	.PLUG	1	MODEL T
37-2	09248-14010	.PLUG	1	MODEL V/W/X
38	09168-14002	.GASKET	1	
39	16591-06B00	.UNION, OIL FILTER STAND	1	
40	12228-48B00-OEO	.BEARING, CRANK THRUST (GREEN)	1	RH SEE ILLUSTRATION ON FIG.8(B-10)
41-1	12228-48B00-OAO	.BEARING, CRANK THRUST (PINK)	1	LH SEE ILLUSTRATION ON FIG.8(B-10)
41-2	12228-48B00-OB0	.BEARING, CRANK THRUST (BROWN)	1	
41-3	12228-48B00-OC0	.BEARING, CRANK THRUST (RED)	1	
41-4	12228-48B00-OD0	.BEARING, CRANK THRUST (YELLOW)	1	
41-5	12228-48B00-OEO	.BEARING, CRANK THRUST (GREEN)	1	
41-6	12228-48B00-OF0	.BEARING, CRANK THRUST (BLUE)	1	
41-7	12228-48B00-OG0	.BEARING, CRANK THRUST (ORANGE)	1	
41-8	12228-48B00-OH0	.BEARING, CRANK THRUST (BLACK)	1	
42	09103-10136	BOLT (10X180)	1	
43	09100-12053	BOLT (12X140)	1	
44	09103-10289	BOLT	2	
45	01550-10753	BOLT	2	
46	09159-10058	NUT	1	
47	08319-31128	NUT	1	
48	08316-10103	NUT	2	
49	09159-10020	NUT	2	
50	11681-06B00	BUSH, ENGINE MOUNT	2	
51	11610-20C00	SPACER, ENGINE MOUNT	1	
52	08322-01123	WASHER	2	
53	08322-01103	WASHER	2	
54	37820-33D00	SWITCH ASSY, OIL PRESSURE	1	

FWD

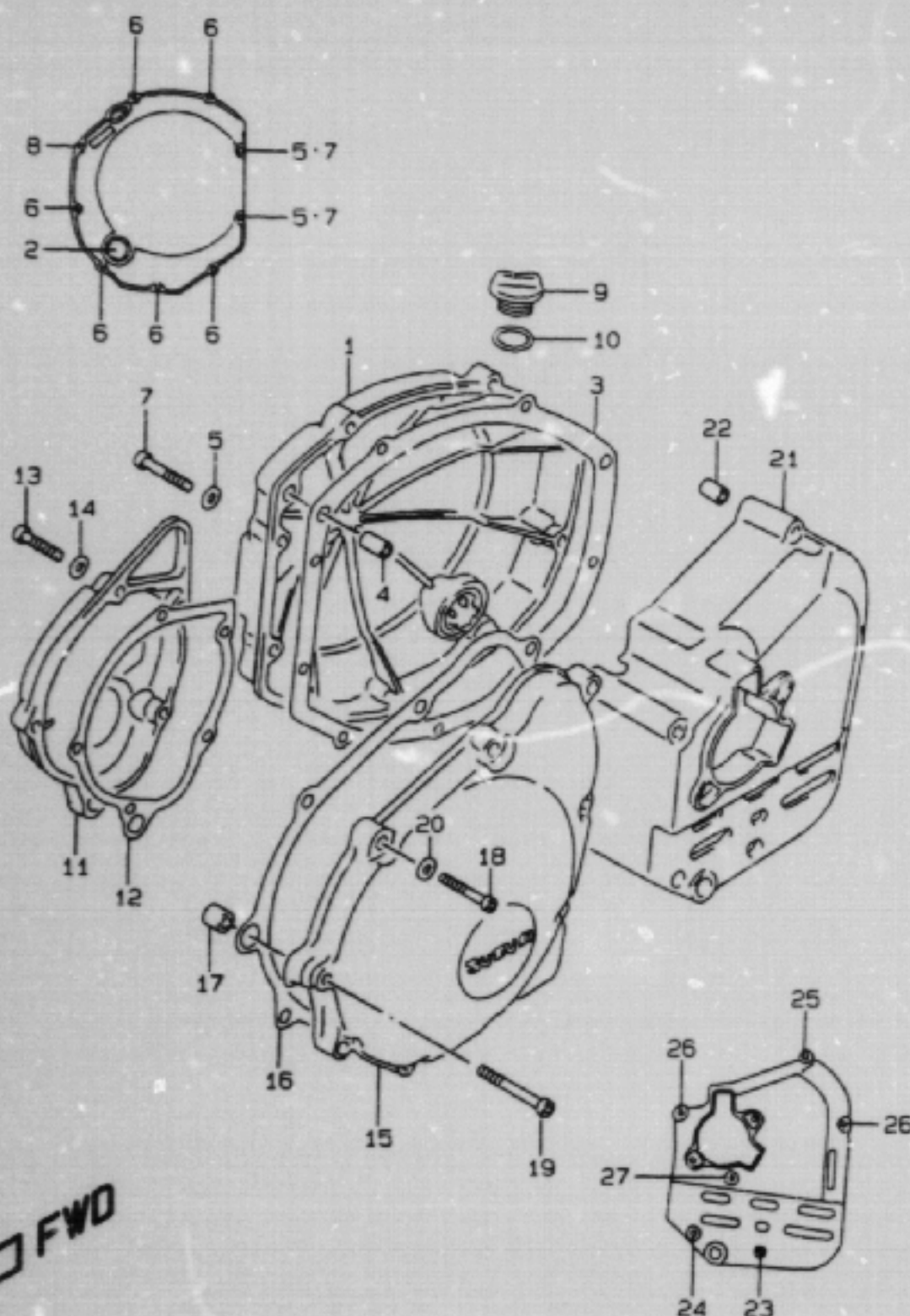
GSF1200SX E28 4

AIR CLEANER.....	C-07	COWLING BODY.....	G-07	FOOTREST.....	F-06	FRONT WHEEL.....	H-06	LABEL.....	G-11	REAR CUSHION LEVER.....	J-04	STAND.....	F-05
ALTERNATOR.....	E-03	COWLING BRACE.....	G-10	FRAME COVER.....	F-12	FUEL COCK.....	F-11	MUFFLER.....	C-08	REAR FENDER.....	G-05	STARTER CLUTCH.....	B-11
BATTERY.....	E-07	CRANKCASE COVER.....	B-07	FRAME.....	F-02	FUEL TANK.....	F-09	OIL COOLER.....	C-09	REAR MASTER CYLINDER.....	J-10	STARTING MOTOR.....	E-02
CAM CHAIN.....	C-03	CRANKCASE.....	B-05	FRONT BRAKE HOSE.....	I-02	GEAR SHIFTING.....	D-06	OIL PAN.....	B-08	REAR SWINGING ARM.....	J-02	STEERING STEM.....	H-04
CAM SHAFT / VALVE.....	C-02	CRANKSHAFT.....	B-10	FRONT BRAKE PIPE.....	I-04	HANDLE LEVER.....	G-04	OIL PUMP.....	B-09	REAR WHEEL.....	J-06	TRANSMISSION.....	D-04
CARBURETOR FITTING.....	C-04	CYLINDER HEAD COVER.....	B-02	FRONT CALIPER.....	H-08	HANDLEBAR.....	G-03	OPTIONAL.....	J-13	RIDER HANDLE.....	G-13	TURN SIGNAL LAMP.....	E-11
CARBURETOR.....	C-04	CYLINDER HEAD.....	B-03	FRONT DAMPER.....	H-02	HEADLAMP.....	E-10	REAR BRAKE HOSE.....	J-12	SEAT.....	G-12	WIRING HARNESS.....	E-13
CLUTCH MASTER CYLINDER.....	I-08	CYLINDER.....	B-04	FRONT FENDER.....	G-02	HORN/HANDLE SWITCH.....	E-15	REAR CALIPER.....	J-08	SIGNAL GENERATOR.....	E-04		
CLUTCH.....	D-02	ELECTRICAL.....	E-05	FRONT MASTER CYLINDER.....	I-06	HYDRAULIC UNIT.....	I-03	REAR COMBINATION LAMP.....	E-12	SPEEDOMETER.....	E-08		

FIG.5

B 7

FIG.5 (B- 7) CRANKCASE COVER



REF.NO.	PART NO.	DESCRIPTION	Q'TY	REMARKS
1	11340-26E20	COVER, CLUTCH	1	
2	11971-33210	LENS, OIL LEVEL CHECK	1	
3	11482-27A20	GASKET	1	
4	04211-09189	PIN	2	
5	09168-06024	GASKET	2	
6	07130-06253	BOLT	6	
7	07130-06303	BOLT	2	
8	07130-06353	BOLT	1	
9-1	09259-20015	PLUG	1	MODEL T
9-2	09259-20008	PLUG	1	MODEL V/W/X
10	09280-17003	O RING (D:3.1, ID:16.8)	1	
11	11381-26E20	COVER, SIGNAL GENERATOR	1	
12	11491-27A30	GASKET	1	
13	09106-06082	BOLT	5	
14	09168-06024	GASKET	1	
15	11351-26E20	COVER, STARTER GEAR	1	
16	11483-48B20	GASKET	1	
17	09206-11017	PIN	1	
18	07130-06253	BOLT	8	
19	07130-06403	BOLT	1	
20	09168-06024	GASKET	1	
21	11360-27E00	COVER, ENGINE SPROCKET	1	
22	04211-09129	PIN	2	
23	07130-06453	BOLT	1	
24	07130-06353	BOLT	1	
25	07130-06553	BOLT	1	
26	07130-06703	BOLT	2	
27	07130-06753	BOLT	1	

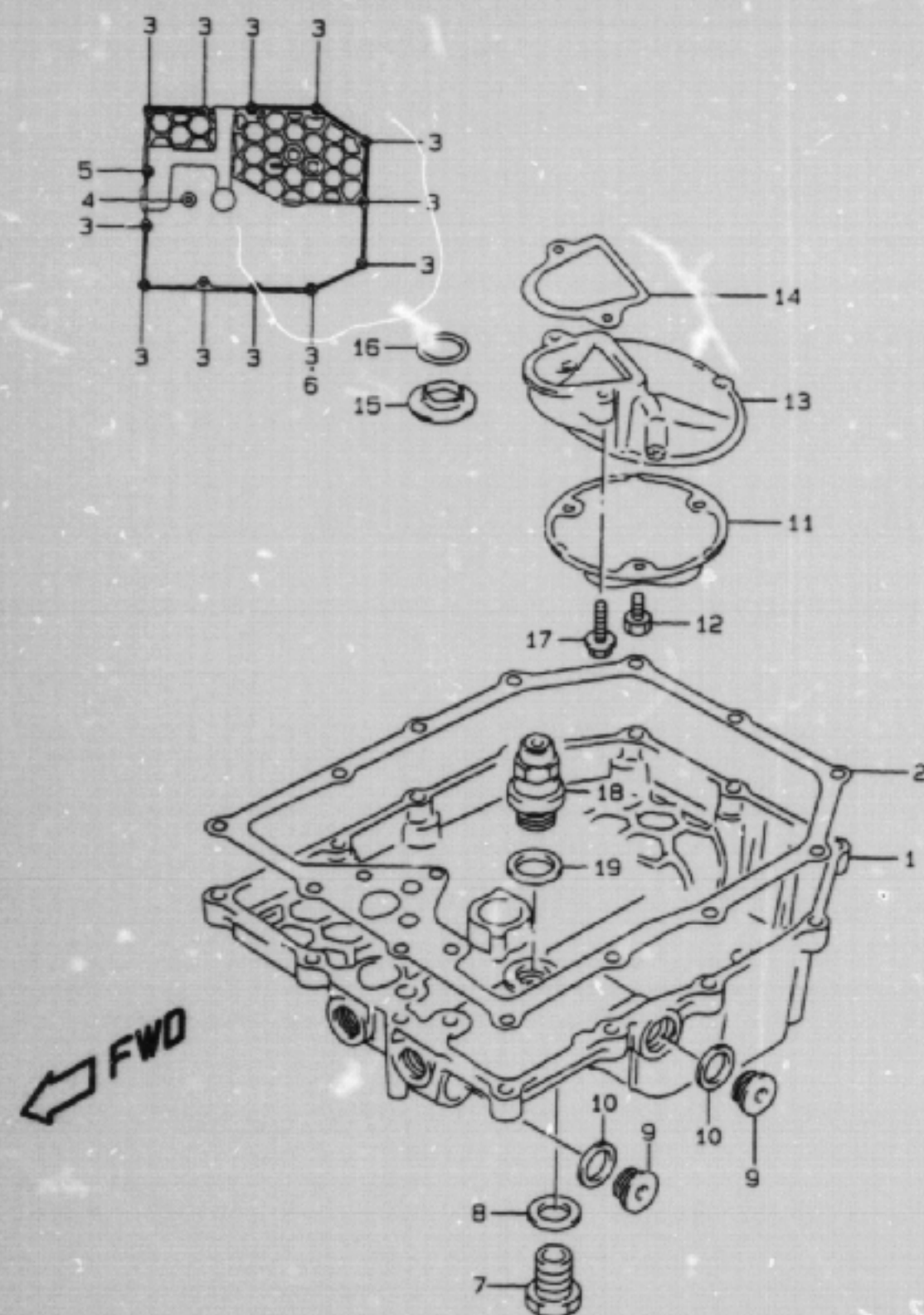
GSF1200SX E28 5

AIR CLEANER.....	C-07	COWLING BODY.....	G-07	FOOTREST.....	F-06	FRONT WHEEL.....	H-06	LABEL.....	G-11	REAR CUSHION LEVER.....	J-04	STAND.....	F-05
ALTERNATOR.....	E-03	COWLING BRACE.....	G-10	FRAME COVER.....	F-12	FUEL COCK.....	F-11	MUFFLER.....	C-08	REAR FENDER.....	G-05	STARTER CLUTCH.....	B-11
BATTERY.....	E-07	CRANKCASE COVER.....	B-07	FRAME.....	F-02	FUEL TANK.....	F-09	OIL COOLER.....	C-09	REAR MASTER CYLINDER.....	J-10	STARTING MOTOR.....	E-02
CAM CHAIN.....	C-03	CRANKCASE.....	B-05	FRONT BRAKE HOSE.....	I-02	GEAR SHIFTING.....	D-06	OIL PAN.....	B-08	REAR SWING ARM.....	J-02	STEERING STEM.....	H-04
CAM SHAFT / VALVE.....	C-02	CRANKSHAFT.....	B-10	FRONT BRAKE PIPE.....	I-04	HANDLE LEVER.....	G-04	OIL PUMP.....	B-09	REAR WHEEL.....	J-06	TRANSMISSION.....	D-04
CARBURETOR FITTING.....	C-06	CYLINDER HEAD COVER.....	B-02	FRONT CALIPER.....	H-08	HANDLEBAR.....	G-03	OPTIONAL.....	J-13	RIDER HANDLE.....	G-13	TURN SIGNAL LAMP.....	E-11
CARBURETOR.....	C-04	CYLINDER HEAD.....	B-03	FRONT DAMPER.....	H-02	HEADLAMP.....	E-10	REAR BRAKE HOSE.....	J-12	SEAT.....	G-12	WIRING HARNESS.....	E-13
CLUTCH MASTER CYLINDER.....	I-08	CYLINDER.....	B-04	FRONT FENDER.....	G-02	HORN/HANDLE SWITCH.....	E-15	REAR CALIPER.....	J-08	SIGNAL GENERATOR.....	E-04		
CLUTCH.....	D-02	ELECTRICAL.....	E-05	FRONT MASTER CYLINDER.....	I-06	HYDRAULIC UNIT.....	I-03	REAR COMBINATION LAMP.....	E-12	SPEEDOMETER.....	E-08		

FIG.6

B 8

FIG.6 (B- 8) OIL PAN



REF.NO.	PART NO.	DESCRIPTION	Q'TY	REMARKS
1-1	11511-26E10	PAN, OIL	1	MODEL T/V
1-2	11511-26E00	PAN, OIL	1	MODEL W/X
2	11489-27A20	GASKET	1	
3	01550-06253	BOLT	12	
4	01550-06303	BOLT	1	
5	01550-06503	BOLT	1	
6	09168-06024	GASKET	1	
7	09247-14001	PLUG, DRAIN	1	
8	09168-14002	GASKET	1	
9	09248-16010	PLUG, OIL GALLERY	2	
10	09168-16002	GASKET	2	
11	16520-09301	STRAINER, OIL	1	
12	01570-06123	BOLT	3	
13	16525-06B00	PROTECTOR, OIL STRAINER	1	
14	16528-27A20	GASKET, PROTECTOR	1	
15	16529-27A01	GASKET, OIL OUTLET	1	
16	09280-18009	O RING (D:3.2, ID:17.8)	1	
17	01550-06253	BOLT	2	
18	16440-17C01	VALVE ASSY, OIL RELIEF	1	
19	09168-16002	GASKET	1	

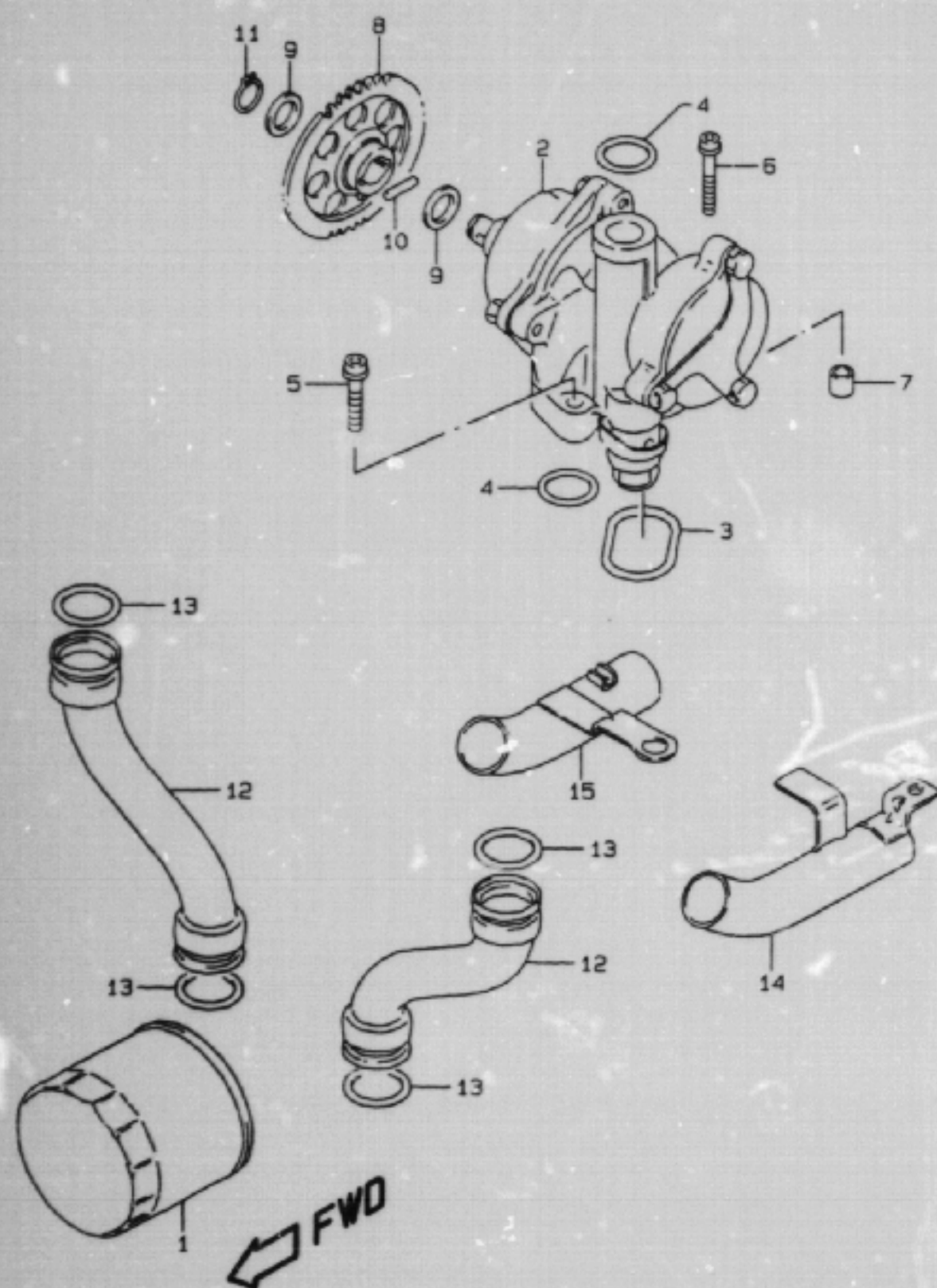
GSF1200SX E28 6

AIR CLEANER.....	C-07	COWLING BODY.....	G-07	FOOTREST.....	F-06	FRONT WHEEL.....	H-06	LABEL.....	G-11	REAR CUSHION LEVER, J-04	STAND.....	F-05	
ALTERNATOR.....	E-03	COWLING BRACE.....	G-10	FRAME COVER.....	F-12	FUEL COCK.....	F-11	MUFFLER.....	C-08	REAR FENDER.....	G-05	STARTER CLUTCH.....	B-11
BATTERY.....	E-07	CRANKCASE COVER....	B-07	FRAME.....	F-02	FUEL TANK.....	F-09	OIL COOLER.....	C-09	REAR MASTER CYLINDER	J-10	STARTING MOTOR.....	E-02
CAM CHAIN.....	C-03	CRANKCASE.....	B-05	FRONT BRAKE HOSE....	I-02	GEAR SHIFTING.....	D-06	OIL PAN.....	B-03	REAR SWINGING ARM..	J-02	STEERING STEM.....	H-04
CAM SHAFT / VALVE..	C-02	CRANKSHAFT.....	B-10	FRONT BRAKE PIPE... I-04		HANDLE LEVER.....	G-04	OIL PUMP.....	B-09	REAR WHEEL.....	J-06	TRANSMISSION.....	D-04
CARBURETOR FITTING.	C-06	CYLINDER HEAD COVER	B-02	FRONT CALIPER.....	H-03	HANDLEBAR.....	G-03	OPTIONAL.....	J-13	RIDER HANDLE.....	G-13	TURN SIGNAL LAMP....	E-11
CARBURETOR.....	C-04	CYLINDER HEAD.....	B-03	FRONT DAMPER.....	H-02	HEADLAMP.....	E-10	REAR BRAKE HOSE....	J-12	SEAT.....	G-12	WIRING HARNESS.....	E-13
CLUTCH MASTER CYL IN	I-08	CYLINDER.....	B-04	FRONT FENDER.....	G-02	HORN/HANDLE SWITCH.	E-15	REAR CALIPER.....	J-08	SIGNAL GENERATOR...	E-04		
CLUTCH.....	D-02	ELECTRICAL.....	E-05	FRONT MASTER CYLINDER	I-06	HYDRAULIC UNIT.....	I-03	REAR COMBINATION LA	E-12	SPEEDOMETER.....	E-08		

FIG.7

B 9

FIG.7 (B- 9) OIL PUMP



REF.NO.	PART NO.	DESCRIPTION	Q'TY	REMARKS
1-1	16510-06B01	FILTER ASSY, ENGINE OIL	1	MODEL T/V
1-2	16510-34E00	FILTER ASSY, ENGINE OIL	1	MODEL W/X
2	16400-06B20	PUMP ASSY, OIL	1	
3	16491-27A01	O RING, PUMP	1	
4	09280-18009	O RING (D:3.2, ID:17.8)	2	
5-1	07130-06303	BOLT	2	MODEL T/V/W
5-2	09106-06089	BOLT (6X30)	2	MODEL X
6-1	07130-06353	BOLT	1	MODEL T/V/W
6-2	09106-06088	BOLT (6X35)	1	MODEL X
7	04211-09129	PIN	2	
8	16332-19C00	GEAR, PUMP DRIVEN (NT:37)	1	
9	08221-12205	SHIM	2	
10	09261-05006	PIN	1	
11	08331-31126	CIRCLIP	1	
12	16481-48B01	PIPE, OUTLET	2	
13	09280-22016	O RING (D:3.7, ID:21.7)	4	
14	16530-27A02	PIPE, OUTLET UNDER LH	1	
15	16540-27A02	PIPE, OUTLET UNDER RH	1	

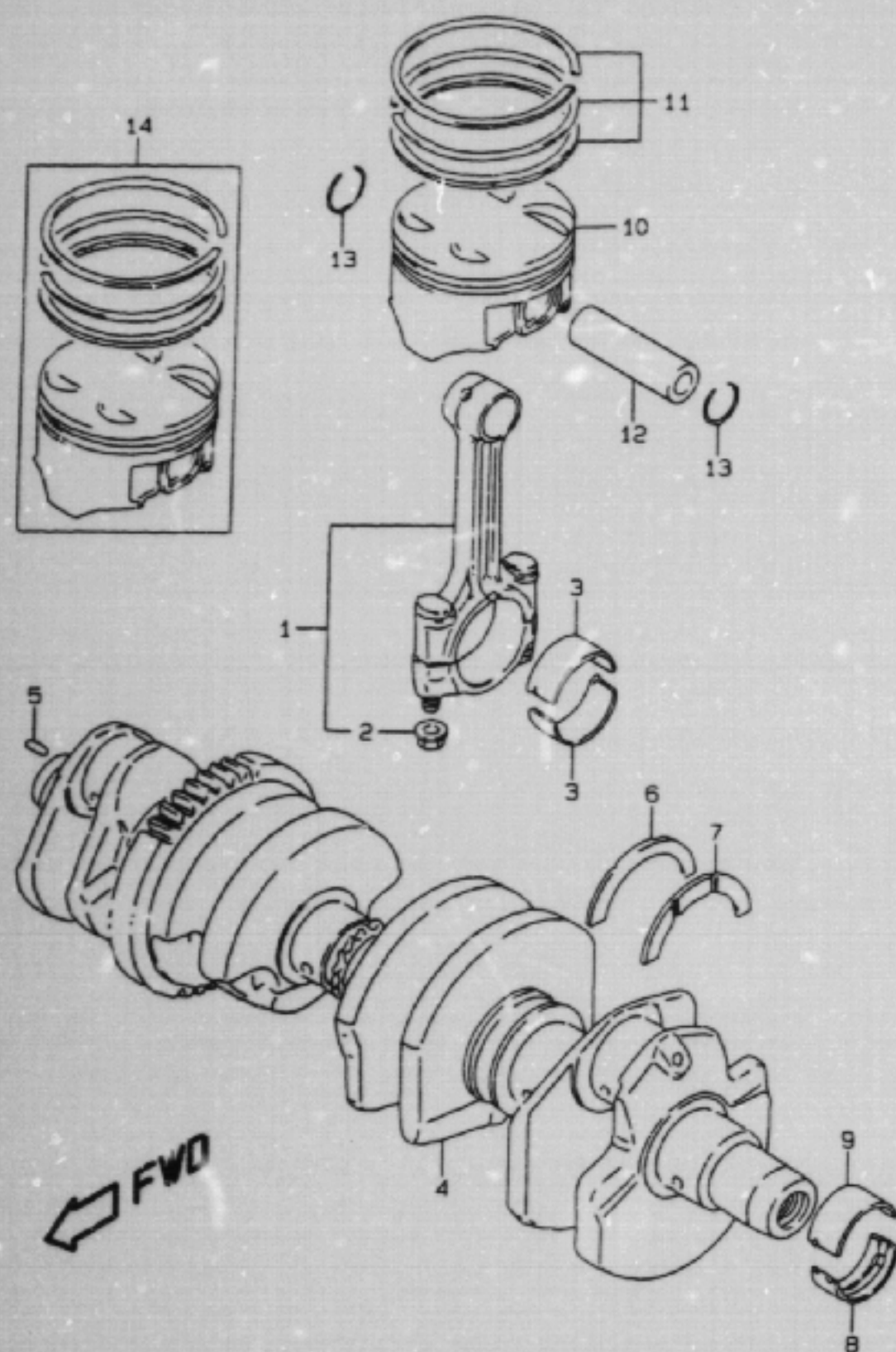
GSF1200SX E28 7

AIR CLEANER.....	C-07	COWLING BODY.....	G-07	FOOTREST.....	F-06	FRONT WHEEL.....	H-06	LABEL.....	G-11	REAR CUSHION LEVER..	J-04	STAND.....	F-05
ALTERNATOR.....	E-03	COWLING BRACE.....	G-10	FRAME COVER.....	F-12	FUEL COCK.....	F-11	MUFFLER.....	C-08	REAR FENDER.....	G-01	STARTER CLUTCH.....	B-11
BATTERY.....	E-07	CRANKCASE COVER....	B-07	FRAME.....	F-02	FUEL TANK.....	F-09	OIL COOLER.....	C-09	REAR MASTER CYLINDE	J-10	STARTING MOTOR.....	E-02
CAM CHAIN.....	C-03	CRANKCASE.....	B-05	FRONT BRAKE HOSE...	I-02	GEAR SHIFTING.....	D-06	OIL PAN.....	B-08	REAR SWINGING ARM..	J-02	STEERING STEN.....	H-04
CAM SHAFT / VALVE..	C-02	CRANKSHAFT.....	B-10	FRONT BRAKE PIPE...	I-04	HANDLE LEVER.....	G-04	OIL PUMP.....	B-09	REAR WHEEL.....	J-06	TRANSMISSION.....	D-04
CARBURETOR FITTING..	C-04	CYLINDER HEAD COVER	B-02	FRONT CALIPER.....	H-08	HANDLEBAR.....	G-03	OPTIONAL.....	J-13	RIDER HANDLE.....	G-13	TURN SIGNAL LAMP....	E-11
CARBURETOR.....	C-04	CYLINDER HEAD.....	B-03	FRONT DAMPER.....	H-02	HEADLAMP.....	E-10	REAR BRAKE HOSE....	J-12	SEAT.....	G-12	WIRING HARNESS.....	E-13
CLUTCH MASTER CYLIN	I-08	CYLINDER.....	B-04	FRONT FENDER.....	G-02	HORN/HANDLE SWITCH..	E-15	REAR CALIPER.....	J-08	SIGNAL GENERATOR...	E-04		
CLUTCH.....	D-02	ELECTRICAL.....	E-05	FRONT MASTER CYLIND	I-04	HYDRAULIC UNIT.....	I-03	REAR COMINATION LA	E-12	SPEEDOMETER.....	E-08		

FIG. 8

B 10

FIG. 8 (B-10) CRANKSHAFT



REF.NO.	PART NO.	DESCRIPTION	Q'TY	REMARKS
1-1	12160-43C02	ROD ASSY, CONNECTING	4	MODEL T/V/W
1-2	12160-40C03	ROD ASSY, CONNECTING	4	MODEL X
2	09159-09001	.NUT	8	
3-1	12164-46E01-0A0	BEARING	8	
3-2	12164-46E01-0B0	BEARING	8	
3-3	12164-46E01-0C0	BEARING	8	
3-4	12164-46E01-0D0	BEARING	8	
4-1	12000-27830	CRANKSHAFT SET	1	~E.NO.110512
4-2	12000-27831	CRANKSHAFT SET	1	E.NO.110513~
5	04221-04089	.PIN	1	
6	12228-48B00-0E0	.BEARING, CRANK THRUST (GREEN)	1	RH
7-1	12228-48B00-0A0	.BEARING, CRANK THRUST (PINK)	1	LH
7-2	12228-48B00-0B0	.BEARING, CRANK THRUST (BROWN)	1	
7-3	12228-48B00-0C0	.BEARING, CRANK THRUST (RED)	1	
7-4	12228-48B00-0D0	.BEARING, CRANK THRUST (YELLOW)	1	
7-5	12228-48B00-0E0	.BEARING, CRANK THRUST (GREEN)	1	
7-6	12228-48B00-0F0	.BEARING, CRANK THRUST (BLUE)	1	
7-7	12228-48B00-0G0	.BEARING, CRANK THRUST (ORANGE)	1	
7-8	12228-48B00-0H0	.BEARING, CRANK THRUST (BLACK)	1	
8-1	12229-06B00-0A0	BEARING, CRANKSHAFT (GREEN)	6	LOWER
8-2	12229-06B00-0B0	BEARING, CRANKSHAFT (BLACK)	6	
8-3	12229-06B00-0C0	BEARING, CRANKSHAFT (BROWN)	6	
8-4	12229-06B00-0D0	BEARING, CRANKSHAFT (YELLOW)	6	
9-1	12229-06B10-0A0	BEARING, CRANKSHAFT (GREEN)	6	UPPER
9-2	12229-06B10-0B0	BEARING, CRANKSHAFT (BLACK)	6	
9-3	12229-06B10-0C0	BEARING, CRANKSHAFT (BROWN)	6	
9-4	12229-06B10-0D0	BEARING, CRANKSHAFT (YELLOW)	6	
10	12111-27E01-0F0	PISTON	4	
11	12140-27E20	RING SET, PISTON	4	
12	12151-05A00	PIN, PISTON	4	
13	09381-20004	CIRCLIP	8	
14	12100-27E01-050	PISTON SET (OS:0.5)	4	OPT

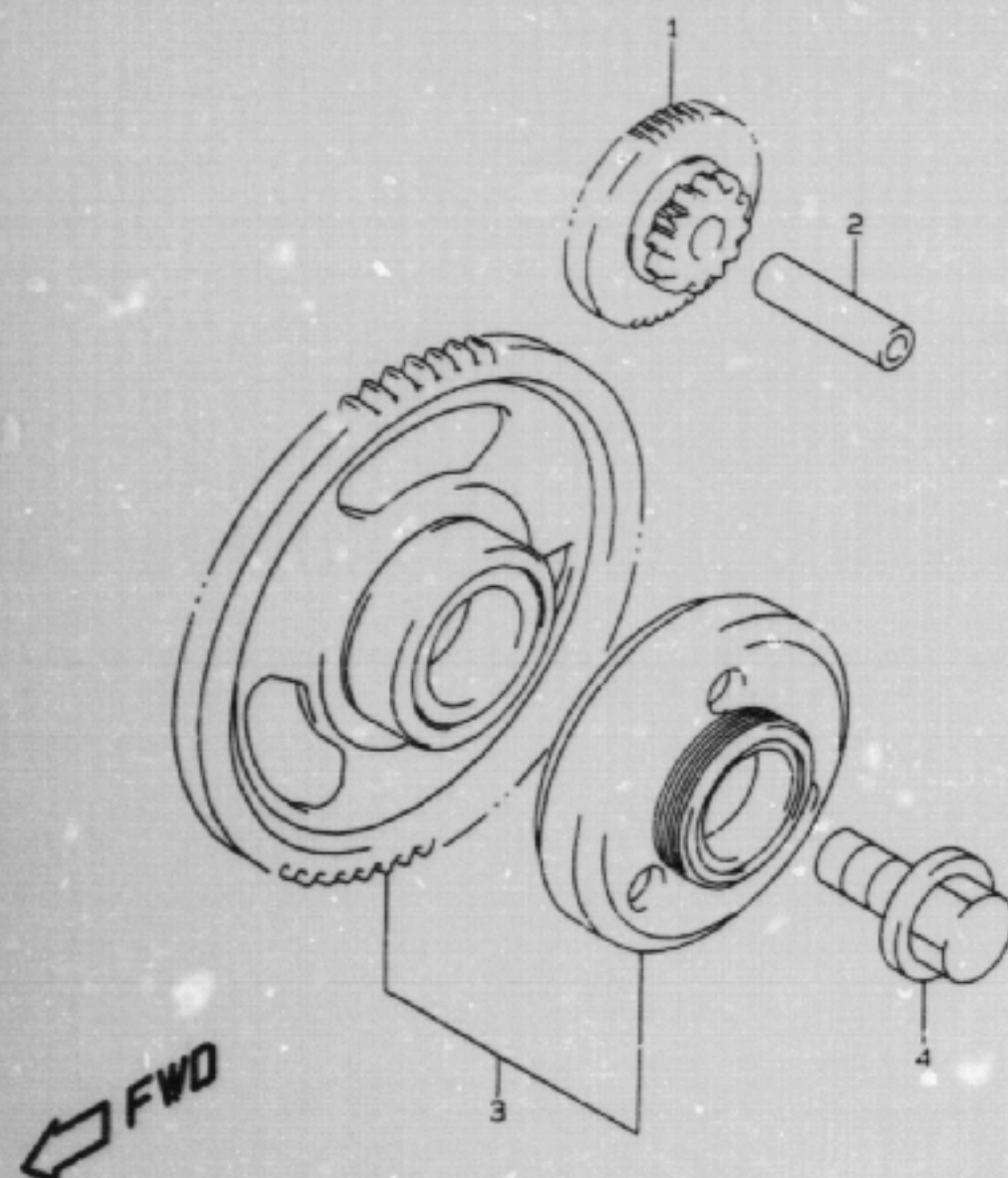
GSF 1200SX E28 8

AIR CLEANER.....	C-07	COWLING BODY.....	G-07	FOOTREST.....	F-06	FRONT WHEEL.....	H-06	LABEL.....	G-11	REAR CUSHION LEVER..	J-04	STAND.....	F-05
ALTERNATOR.....	E-03	COWLING BRACE.....	G-10	FRAME COVER.....	F-12	FUEL COCK.....	F-11	MUFFLER.....	C-08	REAR FENDER.....	G-05	STARTER CLUTCH.....	B-11
BATTERY.....	E-07	CRANKCASE COVER....	B-07	FRAME.....	F-02	FUEL TANK.....	F-09	OIL COOLER.....	C-09	REAR MASTER CYLINDER	J-10	STARTING MOTOR.....	E-02
CAM CHAIN.....	C-03	CRANKCASE.....	B-05	FRONT BRAKE HOSE...	I-02	GEAR SHIFTING.....	D-06	OIL PAN.....	B-08	REAR SWINGING ARM..	J-02	STEERING STEM.....	H-04
CAM SHAFT / VALVE..	C-02	CRANKSHAFT.....	B-10	FRONT BRAKE PIPE...	I-04	HANDLE LEVER.....	G-04	OIL PUMP.....	B-09	REAR WHEEL.....	J-06	TRANSMISSION.....	D-04
CARBURETOR FITTING.	C-04	CYLINDER HEAD COVER	B-02	FRONT CALIPER.....	H-08	HANDLEBAR.....	G-03	OPTIONAL.....	J-13	RIDER HANDLE.....	G-13	TURN SIGNAL LAMP....	E-11
CARBURETOR.....	C-04	CYLINDER HEAD.....	B-03	FRONT DAMPER.....	H-02	HEADLAMP.....	E-10	REAR BRAKE HOSE....	J-12	SEAT.....	G-12	WIRING HARNESS.....	E-13
CLUTCH MASTER CYLINDER	I-08	CYLINDER.....	B-04	FRONT FENDER.....	G-02	HORN/HANDLE SWITCH..	E-15	REAR CALIPER.....	J-08	SIGNAL GENERATOR...	E-04		
CLUTCH.....	D-02	ELECTRICAL.....	E-05	FRONT MASTER CYLINDER	I-04	HYDRAULIC UNIT.....	I-03	REAR COMBINATION LAMP	E-12	SPEEDOMETER.....	E-08		

FIG.9

B 11

FIG.9 (B-11) STARTER CLUTCH



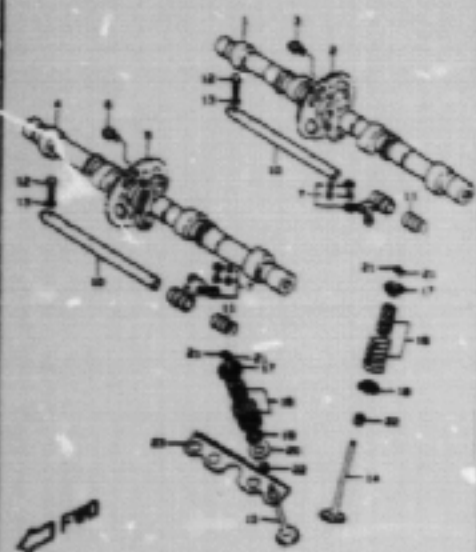
REF.NO.	PART NO.	DESCRIPTION	Q'TY	REMARKS
1	12611-06B00	GEAR, STARTER ILDE (NT:12/53)	1	
2	09206-11014	PIN	1	
3	12600-43811	CLUTCH SET, STARTER	1	
4	09103-14005	BOLT (14X21)	1	

GSF1200SX E28 9

AIR CLEANER.....	C-07	COWLING BODY.....	G-07	FOOTREST.....	F-06	FRONT WHEEL.....	H-06	LABEL.....	G-11	REAR CUSHION LEVER..	J-04	STAND.....	F-05
ALTERNATOR.....	E-03	COWLING BRACE.....	G-10	FRAME COVER.....	F-12	FUEL COCK.....	F-11	MUFFLER.....	C-08	REAR FENDER.....	G-05	STARTER CLUTCH.....	B-11
BATTERY.....	E-07	CRANKCASE COVER....	B-07	FRAME.....	F-02	FUEL TANK.....	F-09	OIL COOLER.....	C-09	REAR MASTER CYLINDE	J-10	STARTING MOTOR.....	E-02
CAM CHAIN.....	C-03	CRANKCASE.....	B-05	FRONT BRAKE HOSE...	I-02	GEAR SHIFTING.....	D-06	OIL PAN.....	B-08	REAR SWINGING ARM..	J-02	STEERING STEM.....	N-04
CAM SHAFT / VALVE..	C-02	CRANKSHAFT.....	B-10	FRONT BRAKE PIPE...	I-04	HANDLE LEVER.....	G-04	OIL PUMP.....	B-09	REAR WHEEL.....	J-06	TRANSMISSION.....	D-04
CARBURETOR FITTING.	C-04	CYLINDER HEAD COVER	B-02	FRONT CALIPER.....	H-08	HANDLEBAR.....	G-03	OPTIONAL.....	J-13	RIDER HANDLE.....	G-13	TURN SIGNAL LAMP....	E-11
CARBURETOR.....	C-04	CYLINDER HEAD.....	B-03	FRONT DAMPER.....	H-02	HEADLAMP.....	E-10	REAR BRAKE HOSE....	J-12	SEAT.....	G-12	WIRING HARNESS.....	E-13
CLUTCH MASTER CYLIN	I-08	CYLINDER.....	B-04	FRONT FENDER.....	G-02	HORN/HANDLE SWITCH.	E-15	REAR CALIPER.....	J-08	SIGNAL GENERATOR...	E-04		
CLUTCH.....	D-02	ELECTRICAL.....	E-05	FRONT MASTER CYLIND	I-04	HYDRAULIC UNIT.....	I-03	REAR COMBINATION LA	E-12	SPEEDOMETER.....	E-08		

FIG. 10

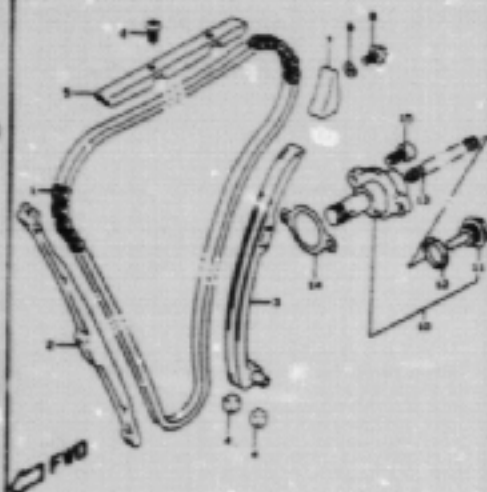
C 2



GSF1200SX E2B 10

FIG. 11

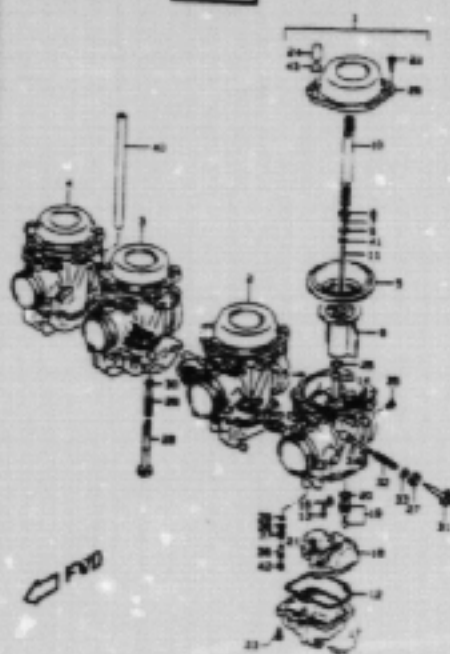
C 3



GSF1200SX E2B 11

FIG. 12

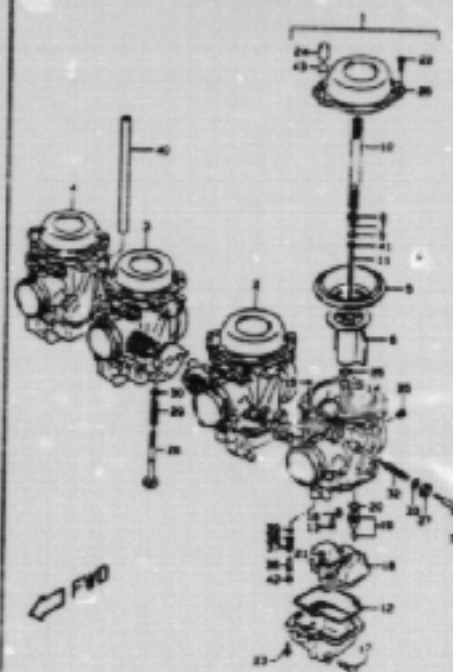
C 4



GSF1200SX E2B 12

FIG. 12

C 5



GSF1200SX E2B 13

FIG. 13

C 6

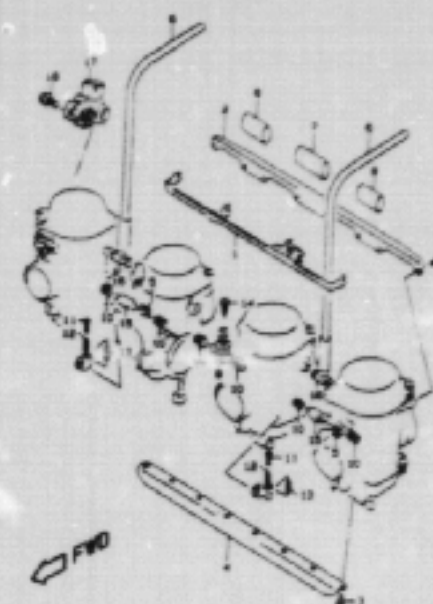
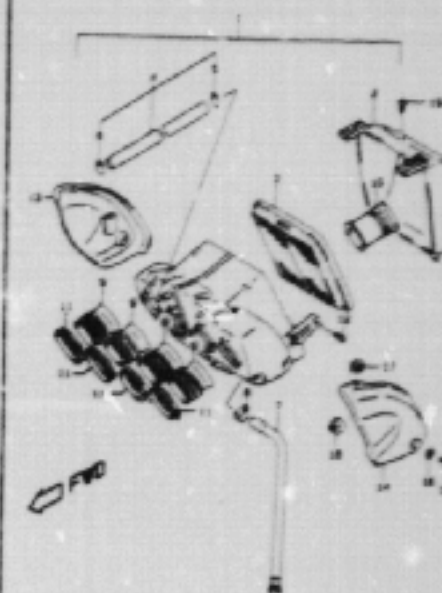


FIG. 14

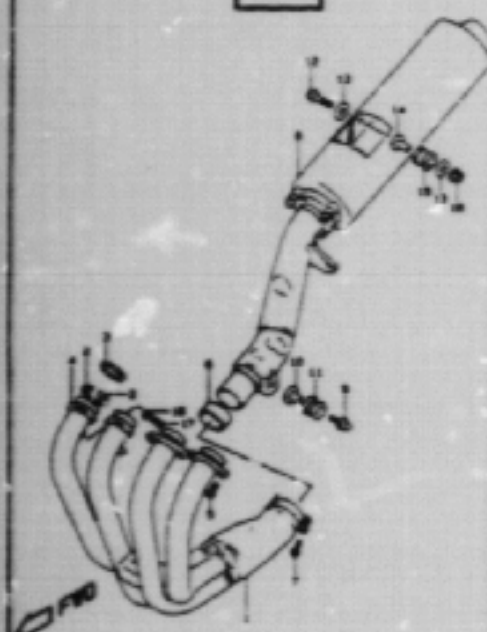
C 7



GSF1200SX E2B 14

FIG. 15

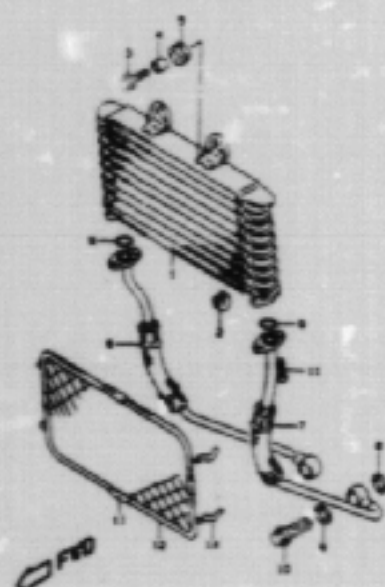
C 8



GSF1200SX E2B 15

FIG. 16

C 9



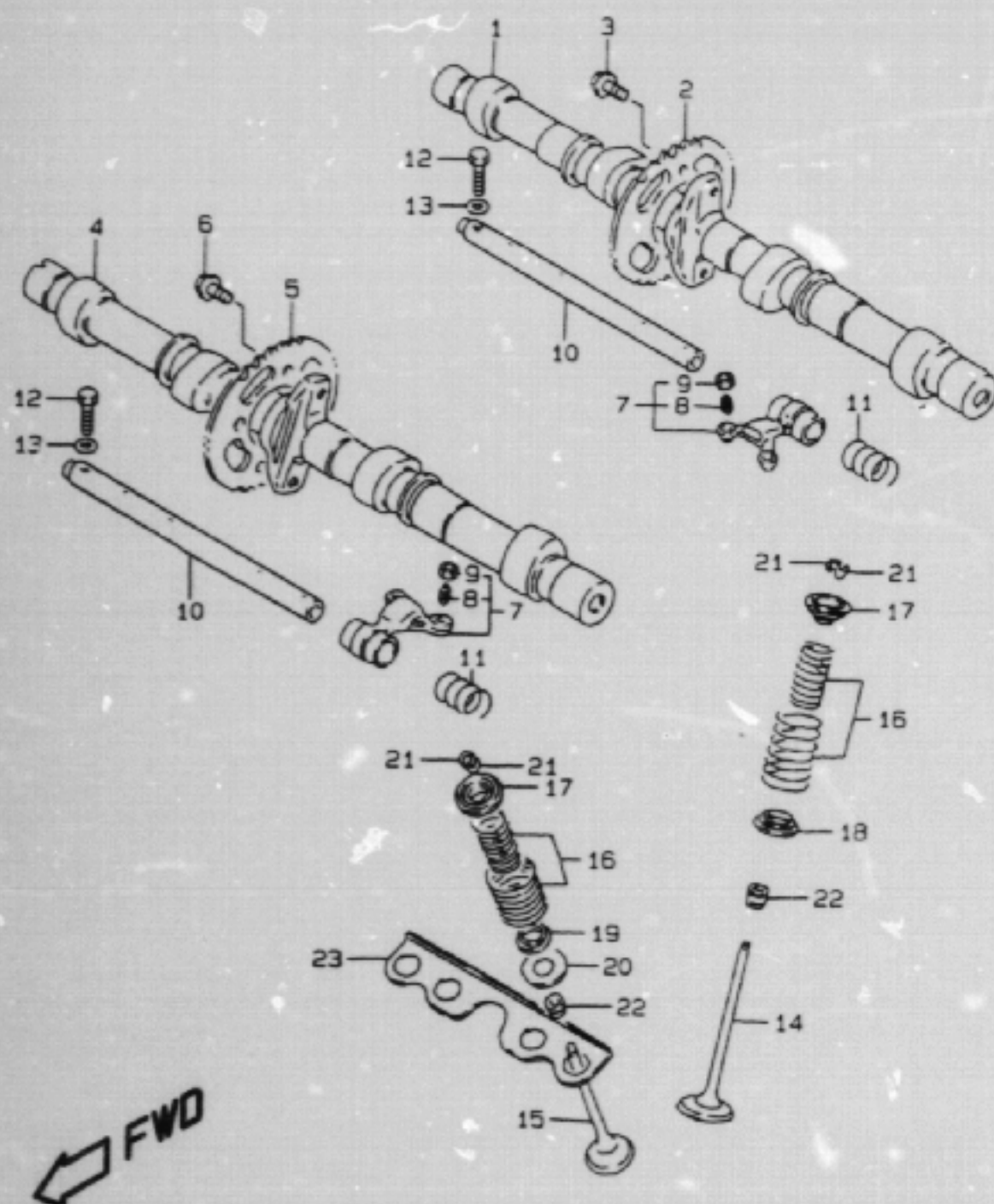
GSF1200SX E2B 16

AIR CLEANER.....	C-07	COWLING BODY.....	G-07	FOOTREST.....	F-06	FRONT WHEEL.....	H-06	LABEL.....	G-11	REAR CUSHION LEVER..	J-04	STAND.....	F-05
ALTERNATOR.....	E-05	COWLING BRACE.....	G-10	FRAME COVER.....	F-12	FUEL COCK.....	F-11	MUFFLER.....	C-08	REAR FENDER.....	G-05	STARTER CLUTCH.....	B-11
BATTERY.....	E-07	CRANKCASE COVER....	B-07	FRAME.....	F-02	FUEL TANK.....	F-09	OIL COOLER.....	C-09	REAR MASTER CYLINDE	J-10	STARTING MOTOR.....	E-02
CAM CHAIN.....	C-03	CRANKCASE.....	B-05	FRONT BRAKE HOSE...	I-02	GEAR SHIFTING.....	D-06	OIL PAN.....	B-08	REAR SWINGING ARM..	J-02	STEERING STEM.....	H-04
CAM SHAFT / VALVE..	C-02	CRANKSHAFT.....	B-10	FRONT BRAKE PIPE...	I-04	HANDLE LEVER.....	G-04	OIL PUMP.....	B-09	REAR WHEEL.....	J-06	TRANSMISSION.....	D-04
CARBURETOR FITTING.	C-06	CYLINDER HEAD COVER	B-02	FRONT CALIPER.....	H-00	HANDLEBAR.....	G-03	OPTIONAL.....	J-13	RIDER HANDLE.....	G-13	TURN SIGNAL LAMP....	E-11
CARBURETOR.....	C-04	CYLINDER HEAD.....	B-03	FRONT DAMPER.....	H-02	HEADLAMP.....	E-10	REAR BRAKE HOSE....	J-12	SEAT.....	G-12	WIRING HARNESS.....	E-13
CLUTCH MASTER CYLIN	I-06	CYLINDER.....	B-04	FRONT FENDER.....	G-02	HORN/HANDLE SWITCH.	E-15	REAR CALIPER.....	J-08	SIGNAL GENERATOR...	E-04		
CLUTCH.....	D-02	ELECTRICAL.....	E-05	FRONT MASTER CYLIND	I-06	HYDRAULIC UNIT.....	I-03	REAR COMBINATION LA	E-12	SPEEDOMETER.....	E-08		

FIG. 10

C 2

FIG.10 (C- 2) CAM SHAFT / VALVE



REF.NO.	PART NO.	DESCRIPTION	Q'TY	REMARKS
1	12711-26D00	CAM SHAFT, INTAKE	1	
2	12741-26D00	SPROCKET	1	
3	09103-07001	BOLT (7X11)	2	
4	12721-26D00	CAM SHAFT, EXHAUST	1	
5	12741-26D00	SPROCKET	1	
6	09103-07001	BOLT (7X11)	2	
7	12840-27A01	ARM, ROCKER	8	
8	12842-49201	.SCREW	16	
9	12843-27A00	.NUT	16	
10	12861-27A00	SHAFT, ROCKER ARM	4	
11	09440-13014	SPRING	8	
12	01800-06303	BOLT	4	
13	08322-01063	WASHER	4	
14	12911-06B02	VALVE, INTAKE	8	
15	12912-06B00	VALVE, EXHAUST	8	
16	12920-06B00	SPRING SET	16	
17	12931-27A01	RETAINER	16	
18	12933-81400	SEAT	8	
19	12934-27A01	SEAT, EXHAUST INNER	8	
20	12935-27A00	SEAT, EXHAUST OUTER	8	
21	12932-27A00	COTTER, VALVE	32	
22	09289-05011	OIL SEAL (5X10X8.7)	16	
23	11137-27A02	PLATE	2	

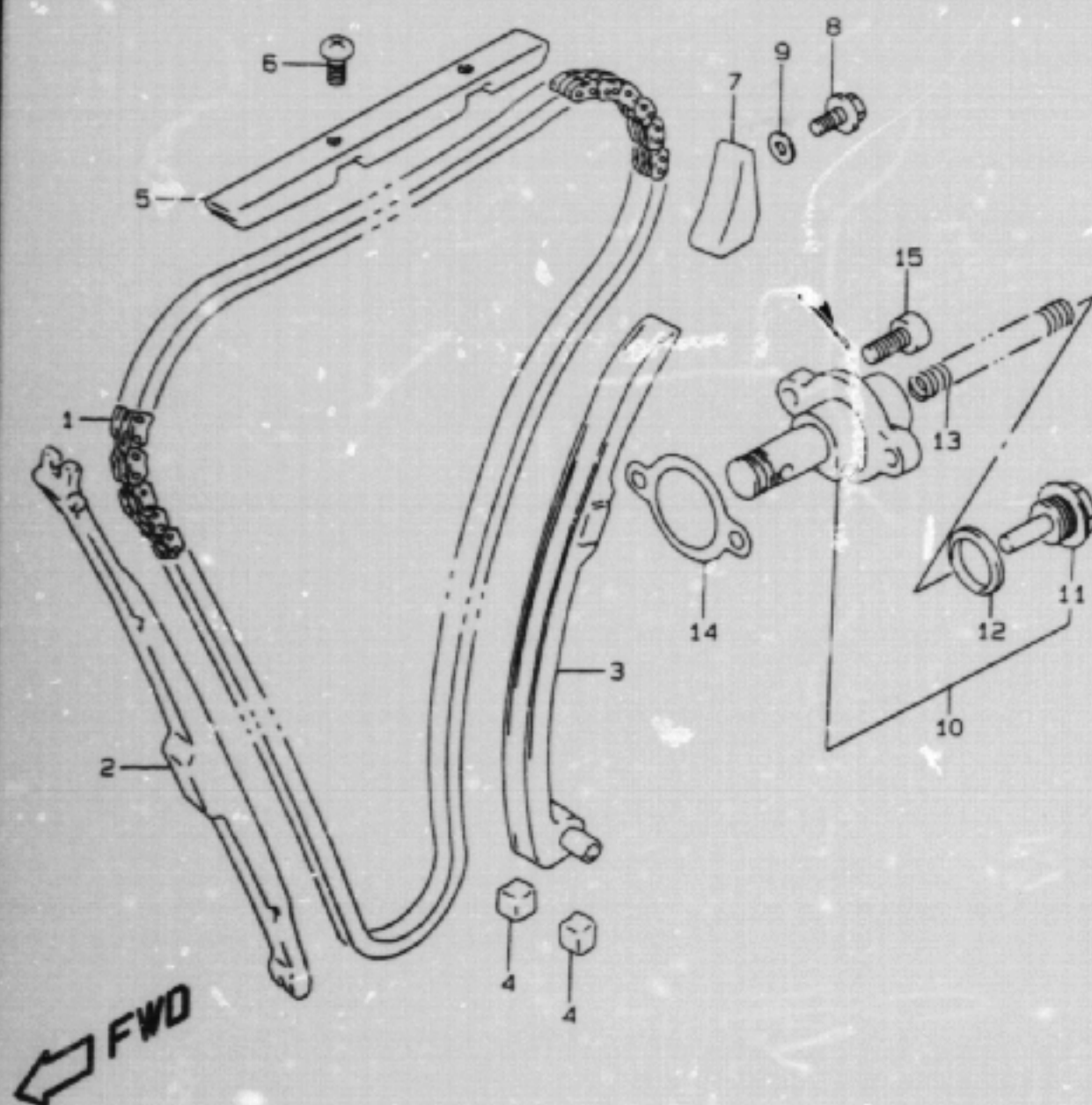
GSF 1200SX E28 10

AIR CLEANER.....	C-07	COWLING BODY.....	G-07	FOOTREST.....	F-06	FRONT WHEEL.....	H-06	LABEL.....	G-11	REAR CUSHION LEVER..	J-04	STAND.....	F-05
ALTERNATOR.....	E-03	COWLING BRACE.....	G-10	FRAME COVER.....	F-12	FUEL COCK.....	F-11	MUFFLER.....	C-08	REAR FENDER.....	G-05	STARTER CLUTCH.....	B-11
BATTERY.....	E-07	CRANKCASE COVER...	B-07	FRAME.....	F-02	FUEL TANK.....	F-09	OIL COOLER.....	C-09	REAR MASTER CYLINDER	J-10	STARTING MOTOR.....	E-02
CAM CHAIN.....	C-03	CRANKCASE.....	B-05	FRONT BRAKE HOSE...	I-02	GEAR SHIFTING.....	D-06	OIL PAN.....	B-08	REAR SWINGING ARM..	J-02	STEERING STEM.....	N-04
CAM SHAFT / VALVE..	C-02	CRANKSHAFT.....	B-10	FRONT BRAKE PIPE...	I-04	HANDLE LEVER.....	G-04	OIL PUMP.....	B-09	REAR WHEEL.....	J-06	TRANSMISSION.....	D-04
CARBURETOR FITTING.	C-06	CYLINDER HEAD COVER	B-02	FRONT CALIPER.....	H-08	HANDLEBAR.....	G-03	OPTIONAL.....	J-13	RIDER HANDLE.....	G-13	TURN SIGNAL LAMP....	E-11
CARBURETOR.....	C-04	CYLINDER HEAD.....	B-03	FRONT DAMPER.....	H-02	HEADLAMP.....	E-10	REAR BRAKE HOSE....	J-12	SEAT.....	G-12	WIRING HARNESS.....	E-13
CLUTCH MASTER CYLINDER	I-08	CYLINDER.....	B-04	FRONT FENDER.....	G-02	HORN/HANDLE SWITCH.	E-15	REAR CALIPER.....	J-08	SIGNAL GENERATOR...	E-04		
CLUTCH.....	D-02	ELECTRICAL.....	E-05	FRONT MASTER CYLINDER	I-06	HYDRAULIC UNIT.....	I-03	REAR COMBINATION LAMP	E-12	SPEEDOMETER.....	E-08		

FIG. 11

C 3

FIG. 11 (C- 3) CAM CHAIN




REF.NO.	PART NO.	DESCRIPTION	Q'TY	REMARKS
1	12760-26D00	CHAIN, CAM SHAFT DRIVE	1	
2	12771-26D00	GUIDE, CAM CHAIN NO.1	1	
3	12810-26D00	TENSIONER, CAM CHAIN	1	
4	12814-34200	CUSHION	2	
5	12782-05A01	GUIDE, CAM CHAIN NO.2	1	
6	02112-06103	SCREW	2	
7	12791-27A00	GUIDE, CAM CHAIN NO.3	1	
8	01550-06103	BOLT	1	
9	09168-06023	GASKET	1	
10	12830-46E10	ADJUSTER ASSY, TENSIONER	1	
11	12834-27A00	.PLUG	1	
12	12832-27A00	.GASKET	1	
13	12833-26D10	.SPRING	1	
14	12837-27A10	GASKET	1	
15	07130-06253	BOLT	2	

GSF1200SX E28 11

AIR CLEANER.....	C-07	COWLING BODY.....	G-07	FOOTREST.....	F-06	FRONT WHEEL.....	H-06	LABEL.....	G-11	REAR CUSHION LEVER..	J-04	STAND.....	F-05
ALTERNATOR.....	E-03	COWLING BRACE.....	G-10	FRAME COVER.....	F-12	FUEL COCK.....	F-11	MUFFLER.....	C-08	REAR FENDER.....	G-05	STARTER CLUTCH.....	B-11
BATTERY.....	E-07	CRANKCASE COVER....	B-07	FRAME.....	F-02	FUEL TANK.....	F-09	OIL COOLER.....	C-09	REAR MASTER CYLINDE	J-10	STARTING MOTOR.....	E-02
CAM CHAIN.....	C-03	CRANKCASE.....	B-05	FRONT BRAKE HOSE...	I-02	GEAR SHIFTING.....	D-04	OIL PAN.....	B-08	REAR SWINGING ARM..	J-02	STEERING STEN.....	H-04
CAM SHAFT / VALVE..	C-02	CRANKSHAFT.....	B-10	FRONT BRAKE PIPE...	I-04	HANDLE LEVER.....	G-04	OIL PUMP.....	B-09	REAR WHEEL.....	J-04	TRANSMISSION.....	D-04
CARBURETOR FITTING.	C-06	CYLINDER HEAD COVER	B-02	FRONT CALIPER.....	H-08	HANDLEBAR.....	G-03	OPTIONAL.....	J-13	RIDER HANDLE.....	G-13	TURN SIGNAL LAMP....	E-11
CARBURETOR.....	C-04	CYLINDER HEAD.....	B-03	FRONT DAMPER.....	H-02	HEADLAMP.....	E-10	REAR BRAKE HOSE....	J-12	SEAT.....	G-12	WIRING HARNESS.....	E-13
CLUTCH MASTER CYLIN	I-08	CYLINDER.....	B-04	FRONT FENDER.....	G-02	HORN/HANDLE SWITCH.	E-15	REAR CALIPER.....	J-08	SIGNAL GENERATOR...	E-04		
CLUTCH.....	D-02	ELECTRICAL.....	E-05	FRONT MASTER CYLIND	I-04	HYDRAULIC UNIT.....	I-03	REAR COMBINATION LA	E-12	SPEEDOMETER.....	E-08		

C 4



Q'TY

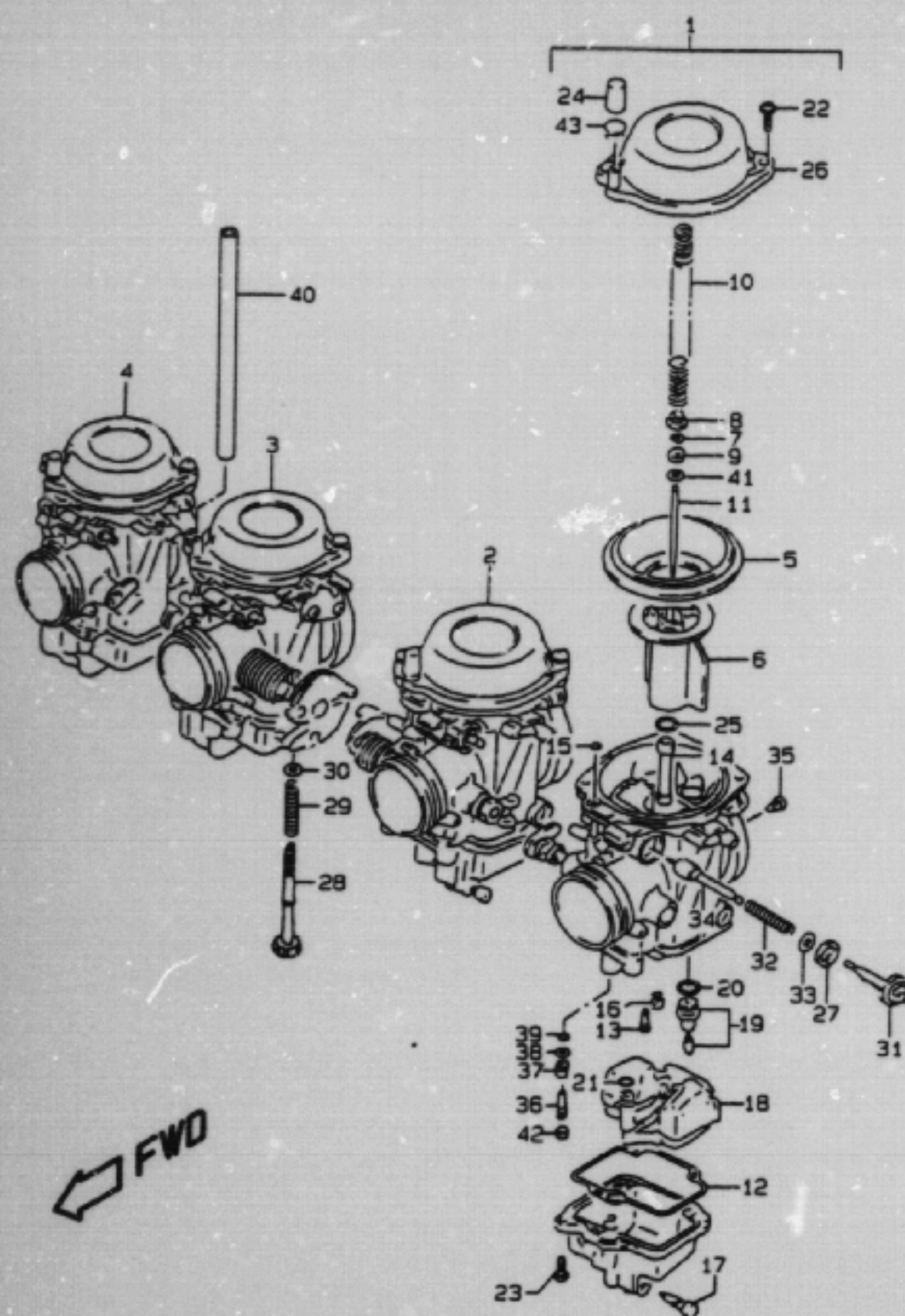
REF.NO.	PART NO.	DESCRIPTION	QTY	REMARKS
1-1	13201-27E10	CARBURETOR ASSY, LH	1	MODEL T
1-2	13201-27E50	CARBURETOR ASSY, LH	1	MODEL V/W/X
2-1	13202-27E10	CARBURETOR ASSY, ML	1	MODEL T
2-2	13202-27E50	CARBURETOR ASSY, ML	1	MODEL V/W/X
3-1	13203-27E10	CARBURETOR ASSY, MR	1	MODEL T
3-2	13203-27E50	CARBURETOR ASSY, MR	1	MODEL V/W/X
4-1	13204-27E10	CARBURETOR ASSY, RH	1	MODEL T
4-2	13204-27E50	CARBURETOR ASSY, RH	1	MODEL V/W/X
5	13507-17C01	.DIAPHRAGM	4	
6	13501-02D00	.VALVE, PISTON	4	
7	13394-40D20	.E RING	4	
8	13382-42A00	.RING	4	
9	13387-47010	.RING	4	
10	13417-07C30	.SPRING	4	
11-1	13383-27E00	.NEEDLE, JET (5D76-4)	4	MODEL T
11-2	13383-27E50	.NEEDLE, JET (5D80-1)	4	MODEL V/W/X
12	13258-44B00	.GASKET	4	
13	09492-35010	.JET, PILOT (37.5)	4	
14-1	09494-00638	.JET, NEEDLE (0-8)	4	MODEL T
14-2	09494-00898	.JET, NEEDLE (0-8M)	4	MODEL V/W/X
15	13509-17C00	.O RING	4	
16	09491-20012	.JET, MAIN (102.5)	4	
17	13247-13A00	.SCREW, DRAIN	4	
18	13240-14D10	.FLOAT ASSY	4	
19	13370-46E20	.VALVE ASSY, NEEDLE	4	←13370-46E10
20	13374-46710	.O RING	4	
21	13374-44080	.O RING	4	
22	02112-75163	.SCREW	8	
23	02112-05127	.SCREW	8	
24	13508-17C00	.CAP	3	
25	13278-47090	.O RING	4	

AIR CLEANER.....	C-07	COWLING BODY.....	G-07	FOOTREST.....	F-06	FRONT WHEEL.....	H-06	LABEL.....	G-11	REAR CUSHION LEVER..	J-04	STAND.....	F-05
ALTERNATOR.....	E-03	COWLING BRACE.....	G-10	FRAME COVER.....	F-12	FUEL COCK.....	F-11	MUFFLER.....	C-08	REAR FENDER.....	G-05	STARTER CLUTCH.....	B-11
BATTERY.....	E-07	CRANKCASE COVER....	B-07	FRAME.....	F-02	FUEL TANK.....	F-09	OIL COOLER.....	C-09	REAR MASTER CYLINDE	J-10	STARTING MOTOR.....	E-02
CAM CHAIN.....	C-03	CRANKCASE.....	B-05	FRONT BRAKE HOSE... I-02		GEAR SHIFTING.....	D-06	OIL PAN.....	B-08	REAR SWINGING ARM..	J-02	STEERING STEM.....	H-04
CAM SHAFT / VALVE..	C-02	CRANKSHAFT.....	B-10	FRONT BRAKE PIPE... I-04		HANDLE LEVER.....	G-04	OIL PUMP.....	B-09	REAR WHEEL.....	J-06	TRANSMISSION.....	D-04
CARBURETOR FITTING.	C-06	CYLINDER HEAD COVER	B-02	FRONT CALIPER.....	H-08	HANDLEBAR.....	G-03	OPTIONAL.....	J-13	RIDER HANDLE.....	G-13	TURN SIGNAL LAMP....	E-11
CARBURETOR.....	C-04	CYLINDER HEAD.....	B-03	FRONT DAMPER.....	H-02	HEADLAMP.....	E-10	REAR BRAKE HOSE... J-12		SEAT.....	G-12	WIRING HARNESS.....	E-13
CLUTCH MASTER CYLIN	I-08	CYLINDER.....	B-04	FRONT FENDER.....	G-02	HORN/HANDLE SWITCH.	E-15	REAR CALIPER.....	J-08	SIGNAL GENERATOR...	E-04		
CLUTCH.....	D-02	ELECTRICAL.....	E-05	FRONT MASTER CYLIND	I-06	HYDRAULIC UNIT.....	I-03	REAR COMBINATION LA	E-12	SPEEDOMETER.....	E-08		

FIG. 12

C 5

FIG. 12 (C- 5) CARBURETOR



REF.NO.	PART NO.	DESCRIPTION	QTY	REMARKS
26	13502-17E20	.COVER, DIAPHRAGM	4	
27	13418-17C00	.CAP, STARTER	4	
28	13267-14D10	.ADJUSTER	1	MR
29	13375-14D10	.SPRING	1	MR
30	13427-38300	.WASHER	1	MR
31	13418-17C10	.HOLDER	4	
32	13417-26D00	.SPRING	4	
33	13432-47090	.WASHER	4	
34	13411-05320	.PLUNGER ASSY	4	
35-1	09493-28007	.JET, AIR (1.4)	4	MODEL T
35-2	09493-30004	.JET, AIR (1.5)	4	MODEL V/W/X
36-1	13279-47070	.SCREW, PILOT (1,3/4)	4	MODEL T
36-2	13279-47070	.SCREW, PILOT (2.0)	4	MODEL V/W/X
37	13268-47070	.SPRING	4	
38	13291-29900	.WASHER	4	
39	13295-29900	.O RING	4	
40	09352-50903-600	.HOSE (5X9X600)	1	MR L:600→175
41	13382-44030	.WASHER	4	
42	13281-05A00	.PLUG	4	MODEL V/W/X

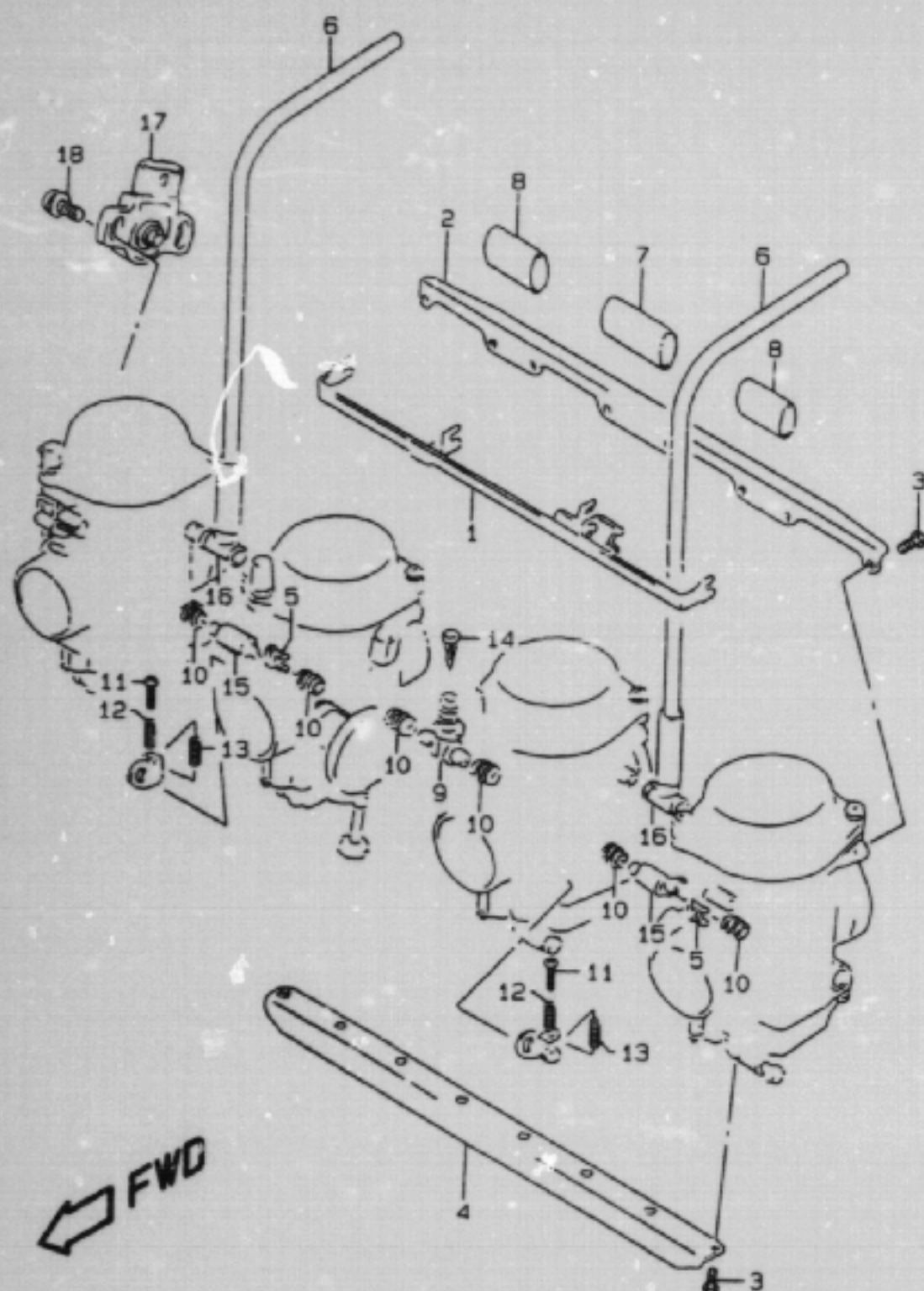
GSF1200SX E28 12

AIR CLEANER.....	C-07	COWLING BODY.....	G-07	FOOTREST.....	F-06	FRONT WHEEL.....	H-06	LABEL.....	G-11	REAR CUSHION LEVER..	J-04	STAND.....	F-05
ALTERNATOR.....	E-03	COWLING BRACE.....	G-10	FRAME COVER.....	F-12	FUEL COCK.....	F-11	MUFFLER.....	C-08	REAR FENDER.....	G-05	STARTER CLUTCH.....	B-11
BATTERY.....	E-07	CRANKCASE COVER....	B-07	FRAME.....	F-02	FUEL TANK.....	F-09	OIL COOLER.....	C-09	REAR MASTER CYLINDE	J-10	STARTING MOTOR.....	E-02
CAM CHAIN.....	C-03	CRANKCASE.....	B-05	FRONT BRAKE HOSE...	I-02	GEAR SHIFTING.....	D-06	OIL PAN.....	B-08	REAR SWINGING ARM..	J-02	STEERING STEM.....	H-04
CAM SHAFT / VALVE..	C-02	CRANKSHAFT.....	B-18	FRONT BRAKE PIPE...	I-04	HANDLE LEVER.....	G-04	OIL PUMP.....	B-09	REAR WHEEL.....	J-06	TRANSMISSION.....	D-04
CARBURETOR FITTING.	C-06	CYLINDER HEAD COVER	B-02	FRONT CALIPER.....	H-02	HANDLEBAR.....	G-03	OPTIONAL.....	J-13	RIDER HANDLE.....	G-13	TURN SIGNAL LAMP....	E-11
CARBURETOR.....	C-04	CYLINDER HEAD.....	B-03	FRONT DAMPER.....	H-02	HEADLAMP.....	E-10	REAR BRAKE HOSE....	J-12	SEAT.....	G-12	WIRING HARNESS.....	E-13
CLUTCH MASTER CYLIN	I-08	CYLINDER.....	B-04	FRONT FENDER.....	G-02	HORN/HANDLE SWITCH..	E-15	REAR CALIPER.....	J-08	SIGNAL GENERATOR...	F-04		
CLUTCH.....	D-02	ELECTRICAL.....	E-05	FRONT MASTER CYLIND	I-06	HYDRAULIC UNIT.....	I-03	REAR COMBINATION LA	E-12	SPEEDOMETER.....	E-08		

FIG. 13

C 6

FIG. 13 (C- 6) CARBURETOR FITTING



REF.NO.	PART NO.	DESCRIPTION	Q'TY	REMARKS
1	13413-26D00	LEVER	1	
2	13628-17C10	PLATE	1	
3	02112-05127	SCREW	16	
4	13628-17D00	PLATE	1	
5	13439-17C00	HOLDER	2	
6	13684-40C00	HOSE (7X10.2X475)	2	
7	13684-43440	HOSE (16X19X100)	1	
8	13684-43440	HOSE (16X19X100)	2	
9	13685-44B00	NIPPLE	1	
10	13673-44B00	SEAL	6	
11	13267-44B00	SCREW	3	
12	13271-44B00	SPRING	3	
13	13268-17C10	SPRING	3	
14	13236-26D00	FILTER	1	
15	13556-26D00	PIPE	2	
16	13684-20C10	HOSE	2	
17	13550-13D60	SENSOR ASSY, THROTTLE	1	MODEL T
18	13605-20C00	SCREW	2	MODEL T

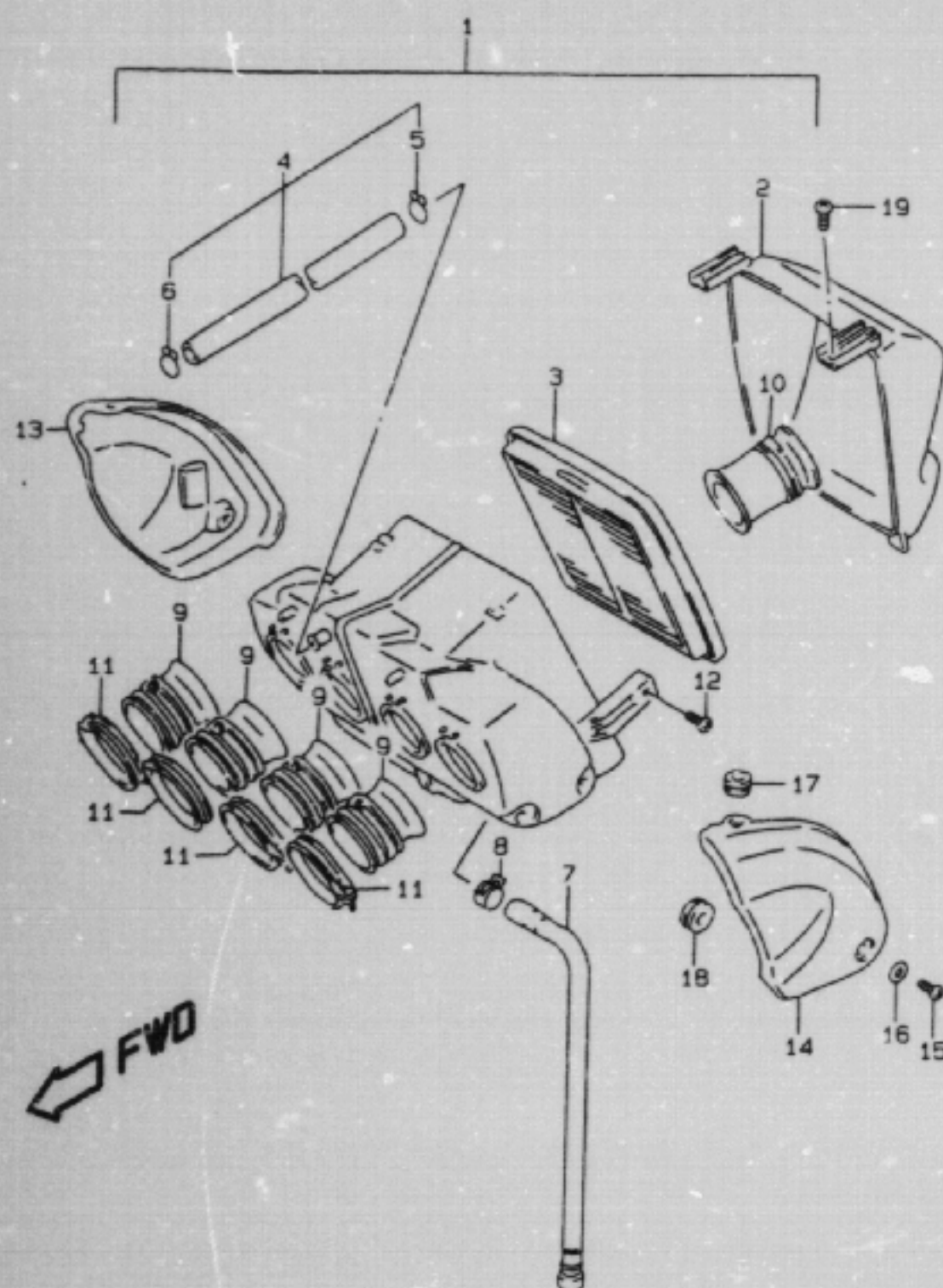
GSF1200SX E28 13

AIR CLEANER.....	C-07	COWLING BODY.....	G-07	FOOTREST.....	F-06	FRONT WHEEL.....	H-06	LABEL.....	G-11	REAR CUSHION LEVER..	J-04	STAND.....	F-05
ALTERNATOR.....	E-03	COWLING BRACE.....	G-10	FRAME COVER.....	F-12	FUEL COCK.....	F-11	MUFFLER.....	C-08	REAR FENDER.....	G-05	STARTER CLUTCH.....	B-11
BATTERY.....	E-07	CRANKCASE COVER...	B-07	FRAME.....	F-02	FUEL TANK.....	F-09	OIL COOLER.....	C-09	REAR MASTER CYLINDE	J-10	STARTING MOTOR.....	E-02
CAM CHAIN.....	C-03	CRANKCASE.....	B-05	FRONT BRAKE HOSE...	I-02	GEAR SHIFTING.....	D-06	OIL PAN.....	B-08	REAR SWINGING ARM..	J-02	STEERING STEN.....	N-04
CAM SHAFT / VALVE..	C-02	CRANKSHAFT.....	B-10	FRONT BRAKE PIPE...	I-04	HANDLE LEVER.....	G-04	OIL PUMP.....	B-09	REAR WHEEL.....	J-06	TRANSMISSION.....	D-04
CARBURETOR FITTING..	C-06	CYLINDER HEAD COVER	B-02	FRONT CALIPER.....	H-08	HANDLEBAR.....	G-03	OPTIONAL.....	J-13	RIDER HANDLE.....	G-13	TURN SIGNAL LAMP....	E-11
CARBURETOR.....	C-04	CYLINDER HEAD.....	B-03	FRONT DAMPER.....	H-02	HEADLAMP.....	E-10	REAR BRAKE HOSE....	J-12	SEAT.....	G-12	WIRING HARNESS.....	E-13
CLUTCH MASTER CYLIN	I-08	CYLINDER.....	B-04	FRONT FENDER.....	G-02	HORN/HANDLE SWITCH..	E-15	REAR CALIPER.....	J-08	SIGNAL GENERATOR...	E-04		
CLUTCH.....	D-02	ELECTRICAL.....	E-05	FRONT MASTER CYLIND	I-06	HYDRAULIC UNIT.....	I-03	REAR COMBINATION LA	E-12	SPEEDOMETER.....	E-08		

FIG. 14

C 7

FIG. 14 (C- 7) AIR CLEANER



REF.NO.	PART NO.	DESCRIPTION	Q'TY	REMARKS
1	13700-27E00	CLEANER ASSY, AIR	1	
2	13740-17E02	.CAP	1	
3	13780-17E00	.FILTER	1	
4	13850-27E00	.TUBE, BREATHER	1	
5	09401-14301	..CLIP	1	
6	09401-16401	..CLIP	1	
7	13870-21458	.TUBE, DRAIN	1	
8-1	09401-13413	.CLIP	1	MODEL T/V
8-2	09401-13417	.CLIP	1	MODEL W/X
9	13881-01D01	.TUBE, OUTLET	4	
10	13891-31E10	.TUBE, INLET	1	
11	09402-66208	.CLAMP	4	
12	02142-05127	.SCREW	2	
13	13910-27E00	COVER, RH	1	
14	13920-27E00	COVER, LH	1	
15	09139-05025	SCREW (5X14)	2	
16	09169-05013	WASHER	2	
17	09320-06504	CUSHION	2	+09320-05006
18	09320-08018	CUSHION	2	
19	02142-06123	SCREW	2	

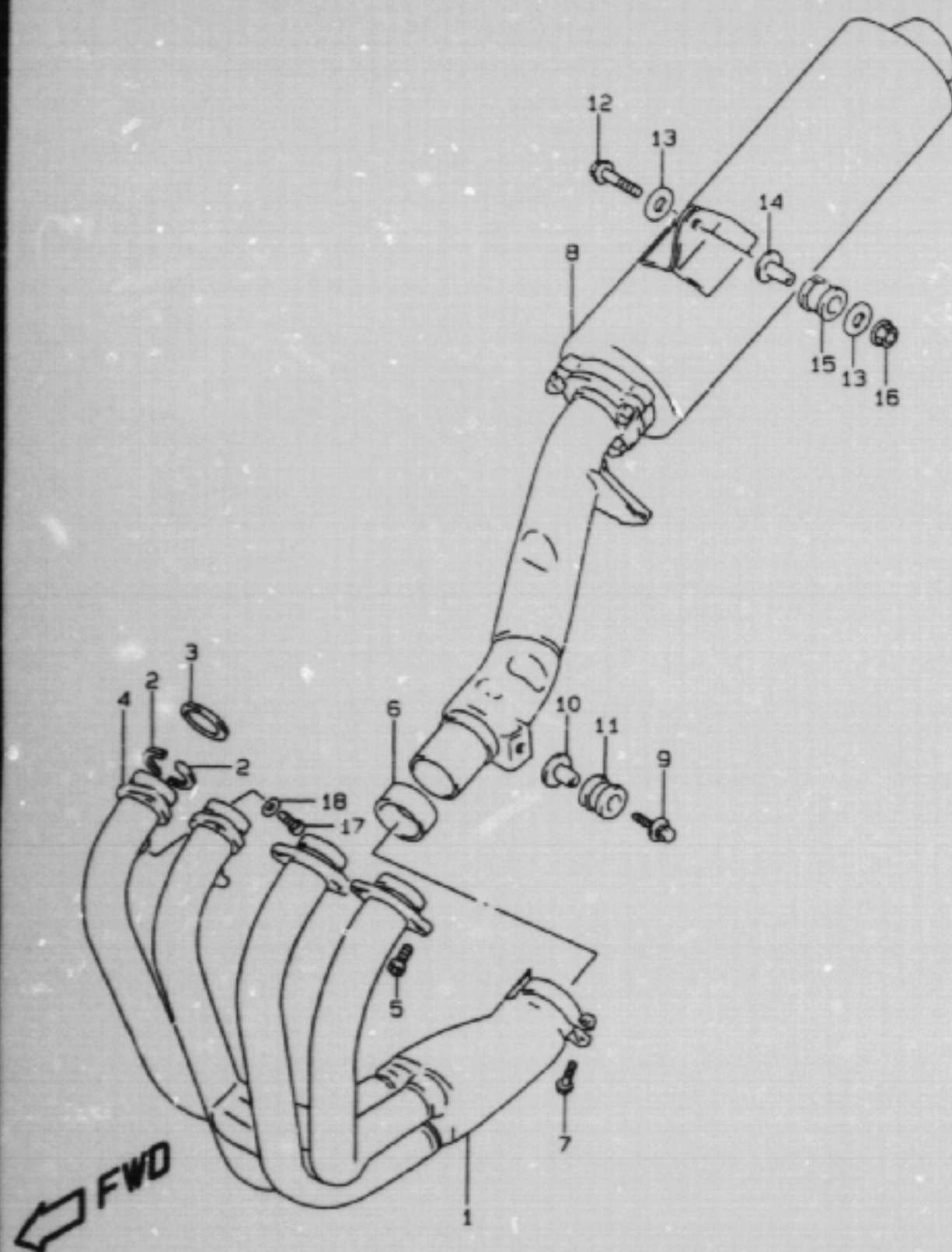
GSF1200SX E28 14

AIR CLEANER.....	C-07	COWLING BODY.....	G-07	FOOTREST.....	F-04	FRONT WHEEL.....	H-06	LABEL.....	G-11	REAR CUSHION LEVER.....	J-04	STAND.....	F-05
ALTERNATOR.....	E-03	COWLING BRACE.....	G-10	FRAME COVER.....	F-12	FUEL COCK.....	F-11	MUFFLER.....	C-08	REAR FENDER.....	G-05	STARTER CLUTCH.....	B-11
BATTERY.....	E-07	CRANKCASE COVER.....	B-07	FRAME.....	F-02	FUEL TANK.....	F-09	OIL COOLER.....	C-09	REAR MASTER CYLINDER.....	J-10	STARTING MOTOR.....	E-02
CAM CHAIN.....	C-03	CRANKCASE.....	B-05	FRONT BRAKE HOSE.....	I-02	GEAR SHIFTING.....	D-06	OIL PAN.....	B-06	REAR SWINGING ARM.....	J-02	STEERING STEM.....	H-04
CAM SHAFT / VALVE.....	C-02	CRANKSHAFT.....	B-10	FRONT BRAKE PIPE.....	I-04	HANDLE LEVER.....	G-04	OIL PUMP.....	B-09	REAR WHEEL.....	J-06	TRANSMISSION.....	D-04
CARBURETOR FITTING.....	C-04	CYLINDER HEAD COVER.....	B-02	FRONT CALIPER.....	H-08	HANDLEBAR.....	G-03	OPTIONAL.....	J-13	RIDER HANDLE.....	G-13	TURN SIGNAL LAMP.....	E-11
CARBURETOR.....	C-04	CYLINDER HEAD.....	B-03	FRONT DAMPER.....	H-02	HEADLAMP.....	E-10	REAR BRAKE HOSE.....	J-12	SEAT.....	G-12	WIRING HARNESS.....	E-13
CLUTCH MASTER CYLINDER.....	I-08	CYLINDER.....	B-04	FRONT FENDER.....	G-02	HORN/HANDLE SWITCH.....	E-15	REAR CALIPER.....	J-08	SIGNAL GENERATOR.....	E-04		
CLUTCH.....	D-02	ELECTRICAL.....	E-05	FRONT MASTER CYLINDER.....	I-04	HYDRAULIC UNIT.....	I-03	REAR COMBINATION LAMP.....	E-12	SPEEDOMETER.....	E-08		

FIG. 15

C 8

FIG. 15 (C- 8) MUFFLER



REF.NO.	PART NO.	DESCRIPTION	Q'TY	REMARKS
1	14100-27E00	EXHAUST	1	
2	14155-27A00	PLATE	4	RH, LH
3	14181-18C00	GASKET	4	
4	14182-26D00	CLAMP	2	RH, LH
5	07130-08257	BOLT	8	
6	14771-27E00	CONNECTOR, MUFFLER	1	
7	01550-08403	BOLT	1	
8	14310-27E00-H01	BODY, MUFFLER	1	
9	09118-08068	BOLT (8X40)	1	
10	09180-08152	SPACER, SUPPORT, FR	1	
11	09320-12048	CUSHION	1	
12	01550-08457	BOLT	1	
13-1	09160-08106	WASHER	2	MODEL T/V
13-2	09160-08140	WASHER	2	MODEL W/X
14	09180-08156	SPACER, SUPPORT, RR	1	
15	09320-12049	CUSHION	1	
16	08361-25088	NUT	1	
17	09106-06076	BOLT (6X10)	4	
18	09160-06055	WASHER	4	

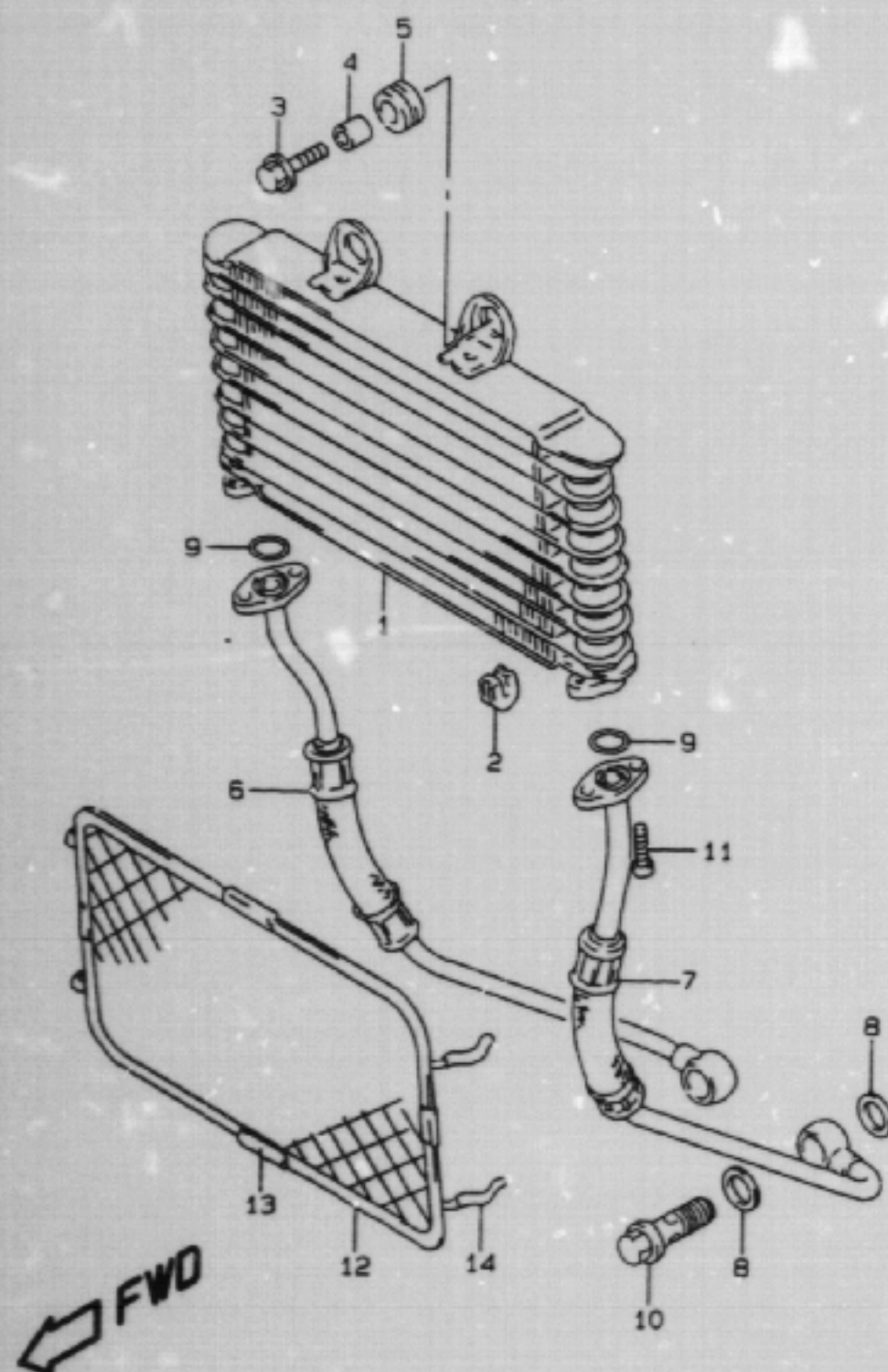
GSF1200SX E28 15

AIR CLEANER.....	C-07	COWLING BODY.....	G-07	FOOTREST.....	F-06	FRONT WHEEL.....	H-06	LABEL.....	G-11	REAR CUSHION LEVER..	J-04	STAND.....	F-05
ALTERNATOR.....	E-03	COWLING BRACE.....	G-10	FRAME COVER.....	F-12	FUEL COCK.....	F-11	MUFFLER.....	C-08	REAR FENDER.....	G-05	STARTER CLUTCH.....	B-11
BATTERY.....	E-07	CRANKCASE COVER....	B-07	FRAME.....	F-02	FUEL TANK.....	F-09	OIL COOLER.....	C-09	REAR MASTER CYLINDE	J-10	STARTING MOTOR.....	E-02
CAM CHAIN.....	C-03	CRANKCASE.....	B-05	FRONT BRAKE HOSE...	I-02	GEAR SHIFTING.....	D-06	OIL PAN.....	B-08	REAR SWINGING ARM..	J-02	STEERING STEM.....	H-04
CAM SHAFT / VALVE..	C-02	CRANKSHAFT.....	B-10	FRONT BRAKE PIPE...	I-04	HANDLE LEVER.....	G-04	OIL PUMP.....	B-09	REAR WHEEL.....	J-06	TRANSMISSION.....	D-04
CARBURETOR FITTING..	C-04	CYLINDER HEAD COVER	B-02	FRONT CALIPER.....	H-08	HANDLEBAR.....	G-03	OPTIONAL.....	J-13	RIDER HANDLE.....	G-13	TURN SIGNAL LAMP....	E-11
CARBURETOR.....	C-04	CYLINDER HEAD.....	B-03	FRONT DAMPER.....	H-02	HEADLAMP.....	E-10	REAR BRAKE HOSE....	J-12	SEAT.....	G-12	WIRING HARNESS.....	E-13
CLUTCH MASTER CYLIN	I-08	CYLINDER.....	B-04	FRONT FENDER.....	G-02	HORN/HANDLE SWITCH..	E-15	REAR CALIPER.....	J-08	SIGNAL GENERATOR...	E-04		
CLUTCH.....	D-02	ELECTRICAL.....	E-05	FRONT MASTER CYLIND	I-04	HYDRAULIC UNIT.....	I-03	REAR COMBINATION LA	E-12	SPEEDOMETER.....	E-08		

FIG. 16

C 9

FIG. 16 (C-9) OIL COOLER



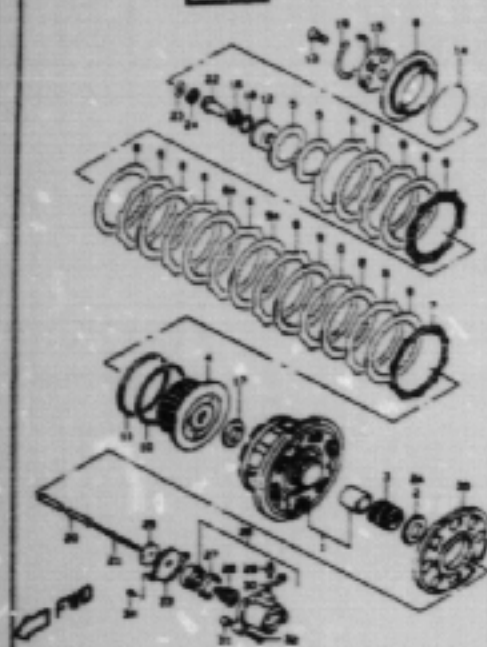
REF.NO.	PART NO.	DESCRIPTION	Q'TY	REMARKS
1	16600-27E10	COOLER ASSY, OIL	1	
2	16628-27A00	CUSHION	1	
3-1	09116-06167	BOLT (6X20)	2	MODEL T
3-2	09116-06143	BOLT (6X20)	2	MODEL V/W/X
4-1	09180-06030	SPACER	2	MODEL T
4-2	09180-06310	SPACER	2	MODEL V/W/X
5	09320-10015	CUSHION	2	
6	16460-27E10	HOSE, OIL COOLER RH	1	
7	16470-27E10	HOSE, OIL COOLER LH	1	
8	09168-16002	GASKET	4	
9	09280-12008	O RING (D:2.4, ID:12.3)	2	
10	09360-16002	BOLT (16X32)	2	
11	07130-06303	BOLT	4	
12	16650-27E10	GUARD, OIL COOLER	1	
13	16654-27E00	.PROTECTOR	2	
14	09352-30503-600	.HOSE (3X5X600)	4	L:600→40

GSF1200SX E28 16

AIR CLEANER.....	C-07	COWLING BODY.....	G-07	FOOTREST.....	F-06	FRONT WHEEL.....	H-04	LABEL.....	G-11	REAR CUSHION LEVER.....	J-04	STAND.....	F-05
ALTERNATOR.....	E-03	COWLING BRACE.....	G-10	FRAME COVER.....	F-12	FUEL COCK.....	F-11	MUFFLER.....	C-08	REAR FENDER.....	G-05	STARTER CLUTCH.....	B-11
BATTERY.....	E-07	CRANKCASE COVER.....	B-07	FRAME.....	F-02	FUEL TANK.....	F-09	OIL COOLER.....	C-09	REAR MASTER CYLINDE.....	J-10	STARTING MOTOR.....	E-02
CAM CHAIN.....	C-03	CRANKCASE.....	B-05	FRONT BRAKE HOSE.....	I-02	GEAR SHIFTING.....	D-06	OIL PAN.....	B-08	REAR SWINGING ARM.....	J-02	STEERING STEN.....	H-04
CAM SHAFT / VALVE.....	C-02	CRANKSHAFT.....	B-10	FRONT BRAKE PIPE.....	I-04	HANDLE LEVER.....	G-04	OIL PUMP.....	B-09	REAR WHEEL.....	J-04	TRANSMISSION.....	D-04
CARBURETOR FITTING.....	C-06	CYLINDER HEAD COVER.....	B-02	FRONT CALIPER.....	H-08	HANDLEBAR.....	G-03	OPTIONAL.....	J-13	RIDER HANDLE.....	G-13	TURN SIGNAL LAMP.....	E-11
CARBURETOR.....	C-04	CYLINDER HEAD.....	B-03	FRONT DAMPER.....	H-02	HEADLAMP.....	E-10	REAR BRAKE HOSE.....	J-12	SEAT.....	G-12	WIRING HARNESS.....	E-13
CLUTCH MASTER CYLIN.....	I-08	CYLINDER.....	B-04	FRONT FENDER.....	G-02	HORN/HANDLE SWITCH.....	E-15	REAR CALIPER.....	J-08	SIGNAL GENERATOR.....	E-04		
CLUTCH.....	D-02	ELECTRICAL.....	E-05	FRONT MASTER CYLIND.....	I-04	HYDRAULIC UNIT.....	I-03	REAR COMBINATION LA.....	E-12	SPEEDOMETER.....	E-08		

FIG. 17

D 2



GSF1200SX E2B 17

FIG. 17

D 3

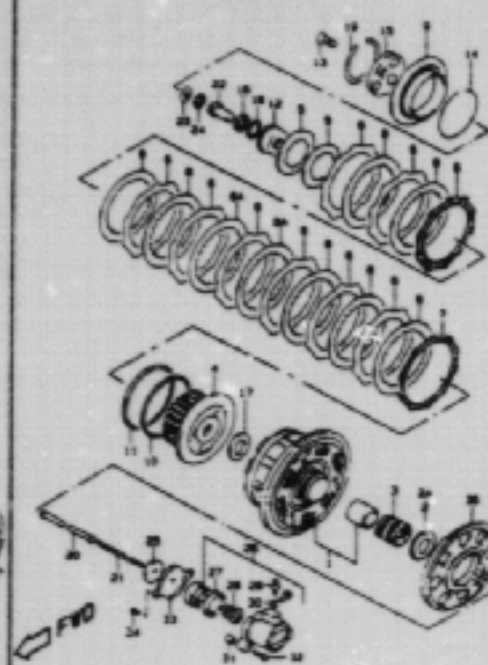
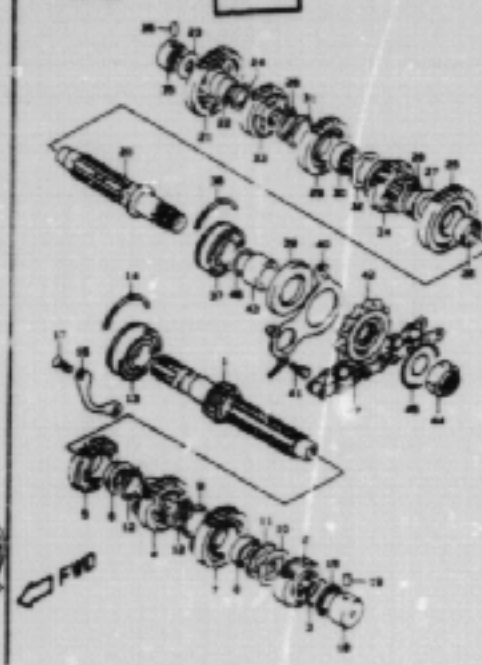


FIG. 18

D 4



GSF1200SX E2B 18

FIG. 18

D 5

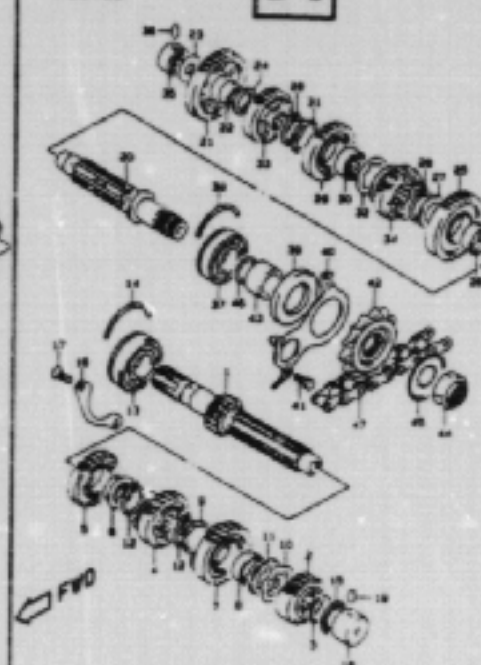


FIG. 19

D 6



GSF1200SX E2B 19

FIG. 19

D 7

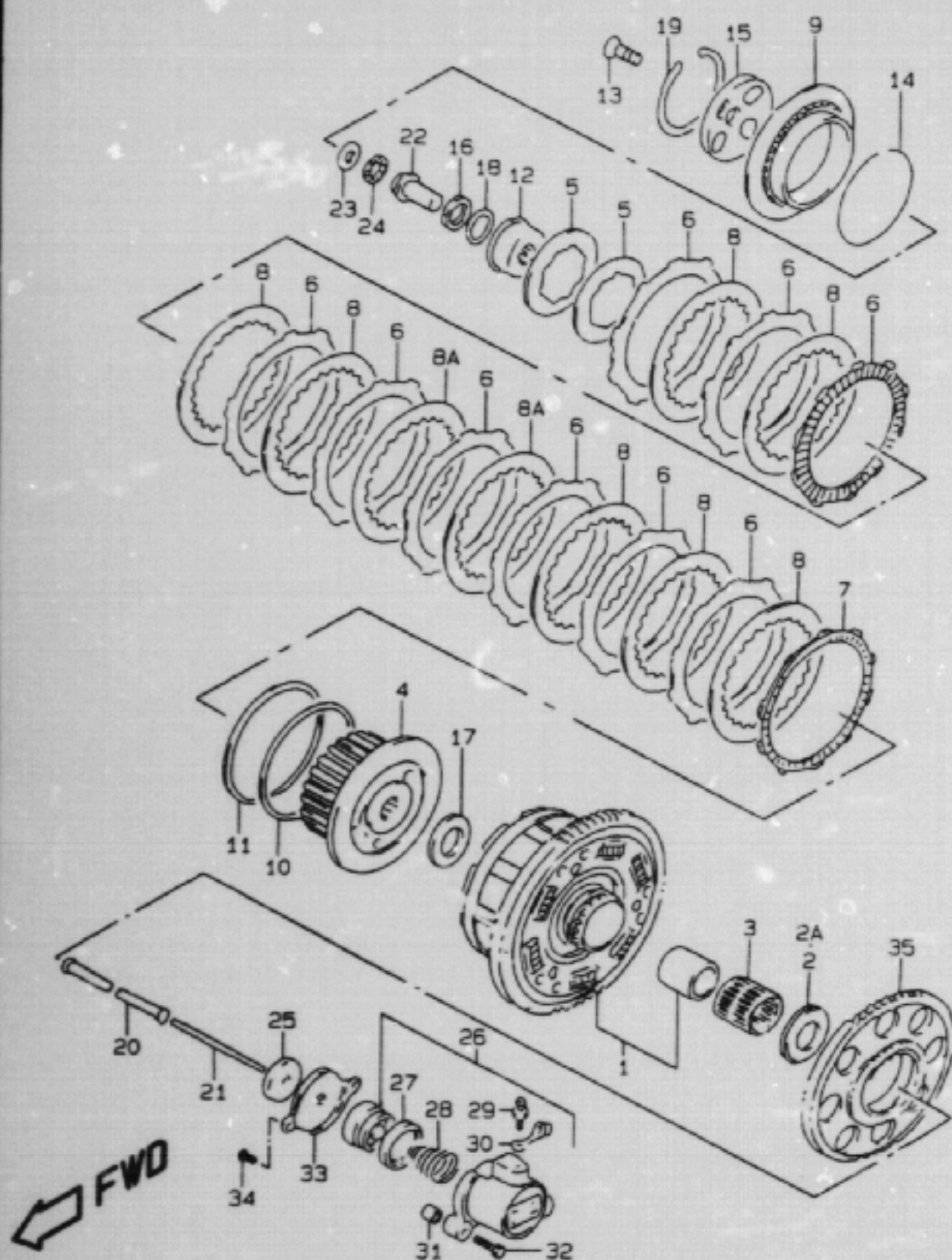


AIR CLEANER.....	C-07	COWLING BODY.....	G-07	FOOTREST.....	F-06	FRONT WHEEL.....	H-06	LABEL.....	G-11	REAR CUSHION LEVER..	J-04	STAND.....	F-05
ALTERNATOR.....	E-03	COWLING BRACE.....	G-10	FRAME COVER.....	F-12	FUEL COCK.....	F-11	HUFFLER.....	C-08	REAR FENDER.....	G-05	STARTER CLUTCH.....	B-11
BATTERY.....	E-07	CRANKCASE COVER....	B-07	FRAME.....	F-02	FUEL TANK.....	F-09	OIL COOLER.....	C-09	REAR MASTER CYLINDE	J-10	STARTING MOTOR.....	E-02
CAM CHAIN.....	C-03	CRANKCASE.....	B-05	FRONT BRAKE HOSE...	I-02	GEAR SHIFTING.....	D-06	OIL PAN.....	B-08	REAR SWINGING ARM..	J-02	STEERING STEM.....	H-04
CAM SHAFT / VALVE..	C-02	CRANKSHAFT.....	B-10	FRONT BRAKE PIPE...	I-04	HANDLE LEVER.....	G-04	OIL PUMP.....	B-09	REAR WHEEL.....	J-06	TRANSMISSION.....	D-04
CARBURETOR FITTING.	C-06	CYLINDER HEAD COVER	B-02	FRONT CALIPER.....	H-08	HANDLEBAR.....	G-03	OPTIONAL.....	J-13	RIDER HANDLE.....	G-13	TURN SIGNAL LAMP....	E-11
CARBURETOR.....	C-04	CYLINDER HEAD.....	B-03	FRONT DAMPER.....	H-02	HEADLAMP.....	E-10	REAR BRAKE HOSE....	J-12	SEAT.....	G-12	WIRING HARNESS.....	E-13
CLUTCH MASTER CYLIN	I-08	CYLINDER.....	B-04	FRONT FENDER.....	G-02	HORN/HANDLE SWITCH.	E-15	REAR CALIPER.....	J-08	SIGNAL GENERATOR...	E-04		
CLUTCH.....	D-02	ELECTRICAL.....	E-05	FRONT MASTER CYLIND	I-06	HYDRAULIC UNIT.....	I-03	REAR COMBINATION LA	E-12	SPEEDOMETER.....	E-08		

FIG. 17

D 2

FIG. 17 (D- 2) CLUTCH



REF.NO.	PART NO.	DESCRIPTION	Q'TY	REMARKS
1-1	21200-31860	GEAR ASSY, PRIMARY DRIVEN	1	MODEL T/V
1-2	21200-31861	GEAR ASSY, PRIMARY DRIVEN	1	MODEL W/X
2	09160-25067	WASHER (25X54X2.5)	1	MODEL T
2A	09160-25037	WASHER (25.1X54X2.5)	1	MODEL V/W/X
3	09263-35017	BEARING (35X40X35.2)	1	
4	21410-31E20	HUB, CLUTCH SLEEVE	1	
5	21413-31E20	SPRING, CLUTCH	5	
6	21441-31E00	PLATE, CLUTCH DRIVE NO.1	9	
7	21442-31E00	PLATE, CLUTCH DRIVE NO.2	1	
8	21451-31E00	PLATE, CLUTCH DRIVEN NO.1	7	T:1.6
8A	21451-31E10	PLATE, CLUTCH DRIVEN NO.2	2	T:2.0
9	21462-31E20	DISK, CLUTCH PRESSURE	1	
10	21471-31E20	SEAT, CLUTCH PLATE	1	
11	21472-31E20	WASHER, CLUTCH PLATE	1	
12	21611-31E20	HOLDER, CLUTCH SPRING	1	
13	21614-31E20	SCREW, CLUTCH SPRING	3	
14	21623-31E20	SEAT, CLUTCH SPRING	1	
15	21463-40C01	LIFTER, CLUTCH RELEASE	1	
16	09159-24010	NUT, CLUTCH SLEEVE HUB	1	
17	09160-25056	WASHER, CLUTCH SLEEVE	1	25X50X2.5
18	09164-24006	WASHER, CLUTCH WAVE	1	24.2X35X2
19	09381-84002	CIRCLIP, CLUTCH PRESSURE	1	
20	23110-38B00	ROD, CLUTCH PUSH RH	1	
21	23111-31301	ROD, CLUTCH PUSH LH	1	
22	23121-31E00	PIECE, CLUTCH PUSH	1	
23	09160-15045	WASHER, CLUTCH PUSH	1	15.5X28X1
24	09263-15003	BEARING, CLUTCH PUSH	1	15X28X2
25	09285-06015	SEAL, CLUTCH PUSH ROD	1	6X34X5.5
26	23160-06B02	CYLINDER, CLUTCH RELEASE	1	
27	23163-06B00	.CUP	1	
28	23164-05A00	.SPRING	1	
29	59121-01A00	.BLEEDER	1	
30	59122-01A00	.CAP, BLEEDER	1	
31	04211-09129	KNOCK PIN	2	
32	07130-06253	BOLT	2	

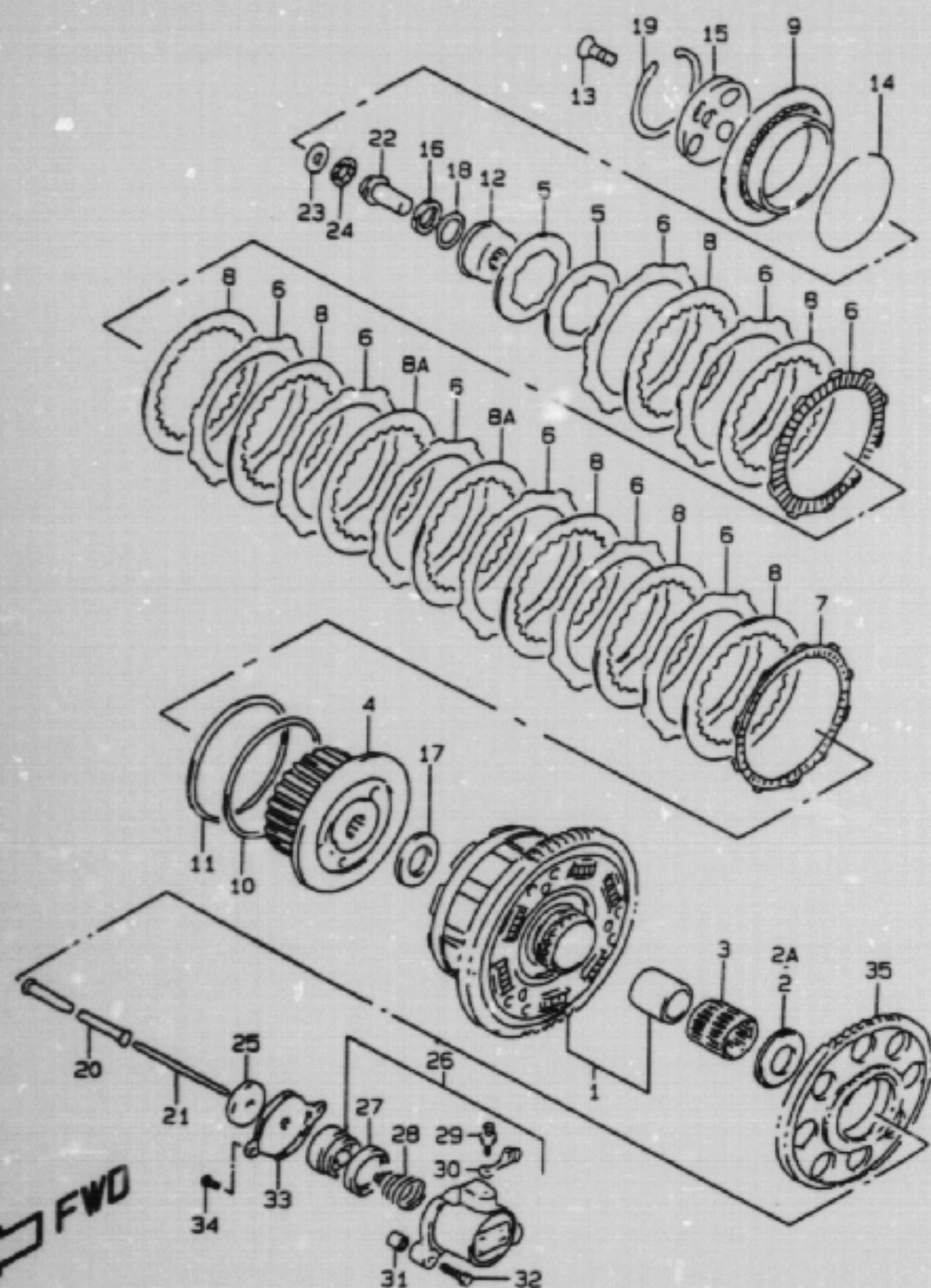
GSF 1200SX E28 17

AIR CLEANER.....	C-07	COWLING BODY.....	G-07	FOOTREST.....	F-06	FRONT WHEEL.....	J-06	LABEL.....	G-11	REAR CUSHION LEVER.....	J-04	STAND.....	F-05
ALTERNATOR.....	E-03	COWLING BRACE.....	G-10	FRAME COVER.....	F-12	FUEL COCK.....	F-11	MUFFLER.....	C-08	REAR FENDER.....	G-05	STARTER CLUTCH.....	B-11
BATTERY.....	E-07	CRANKCASE COVER.....	B-07	FRAME.....	F-02	FUEL TANK.....	F-09	OIL COOLER.....	C-09	REAR MASTER CYLINDER.....	J-10	STARTING MOTOR.....	E-02
CAM CHAIN.....	C-03	CRANKCASE.....	B-05	FRONT BRAKE HOSE.....	I-02	GEAR SHIFTING.....	D-06	OIL PAN.....	B-08	REAR SWINGING ARM.....	J-02	STEERING STEM.....	H-04
CAM SHAFT / VALVE.....	C-02	CRANKSHAFT.....	B-10	FRONT BRAKE PIPE.....	I-04	HANDLE LEVER.....	G-04	OIL PUMP.....	B-09	REAR WHEEL.....	J-06	TRANSMISSION.....	D-04
CARBURETOR FITTING.....	C-06	CYLINDER HEAD COVER.....	B-02	FRONT CALIPER.....	H-08	HANDLEBAR.....	G-03	OPTIONAL.....	J-13	RIDER HANDLE.....	G-13	TURN SIGNAL LAMP.....	E-11
CARBURETOR.....	C-04	CYLINDER HEAD.....	B-03	FRONT DAMPER.....	H-02	HEADLAMP.....	E-10	REAR BRAKE HOSE.....	J-12	SEAT.....	G-12	WIRING HARNESS.....	E-13
CLUTCH MASTER CYLINDER.....	I-08	CYLINDER.....	B-04	FRONT FENDER.....	G-02	HORN/HANDLE SWITCH.....	E-15	REAR CALIPER.....	J-08	SIGNAL GENERATOR.....	E-04		
CLUTCH.....	D-02	ELECTRICAL.....	E-05	FRONT MASTER CYLINDER.....	I-06	HYDRAULIC UNIT.....	I-03	REAR COMBINATION LAMP.....	E-12	SPEEDOMETER.....	E-08		

FIG. 17

D 3

FIG. 17 (D- 3) CLUTCH



REF.NO.	PART NO.	DESCRIPTION	QTY	REMARKS
33	23117-46E00	COVER, CLUTCH RELEASE	1	
34	02112-06103	SCREW	2	
35-1	22721-27A02	GEAR, GENERATOR DRIVE	1	MODEL T/V
35-2	22721-27A03	GEAR, GENERATOR DRIVE	1	MODEL W/X

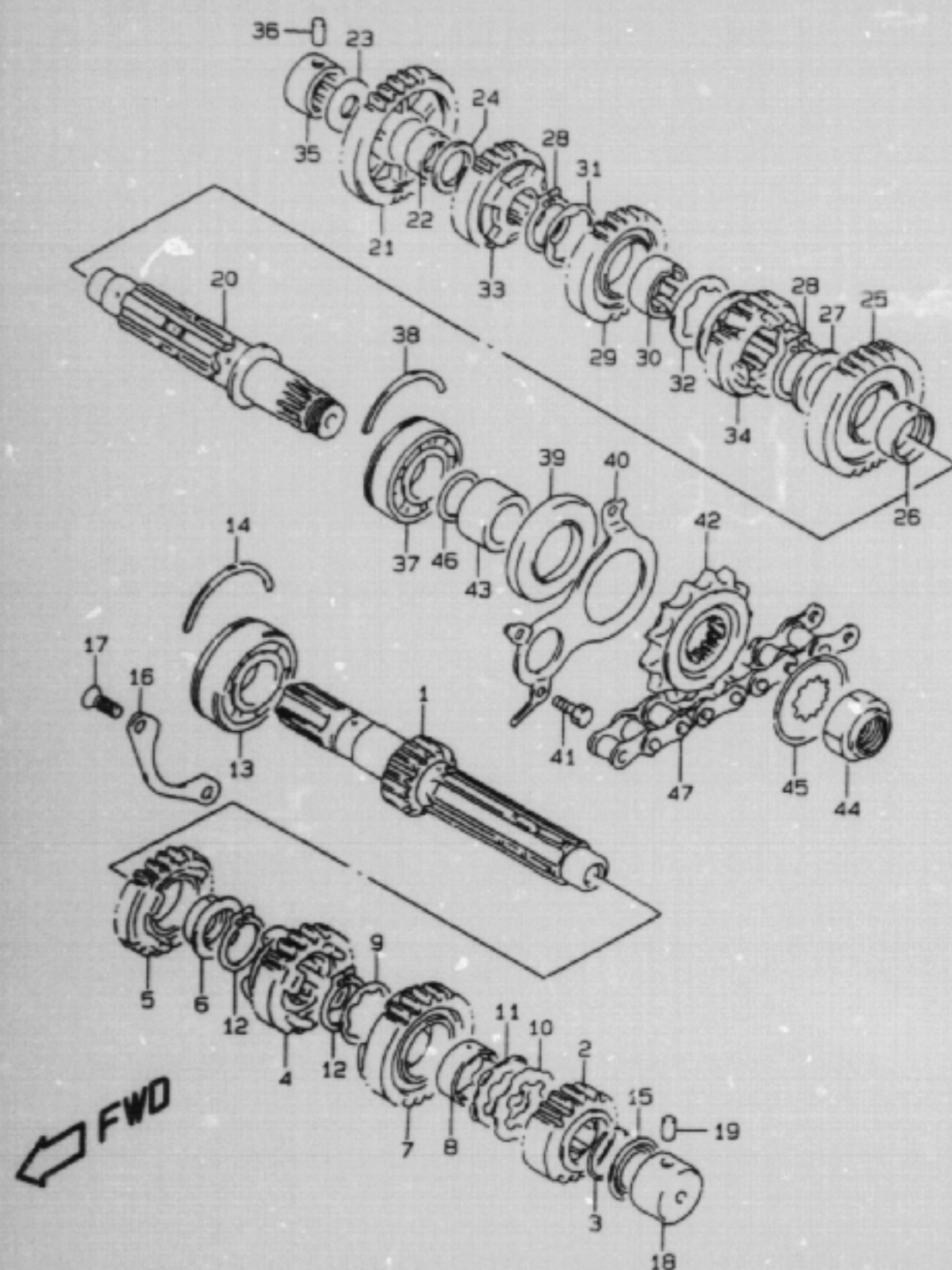
GSF1200SX E28 17

AIR CLEANER.....	C-07	COWLING BODY.....	G-07	FOOTREST.....	F-06	FRONT WHEEL.....	H-06	LABEL.....	G-11	REAR CUSHION LEVER.....	J-04	STAND.....	F-05
ALTERNATOR.....	E-03	COWLING BRACE.....	G-10	FRAME COVER.....	F-12	FUEL COCK.....	F-11	MUFFLER.....	C-08	REAR FENDER.....	G-05	STARTER CLUTCH.....	B-11
BATTERY.....	E-07	CRANKCASE COVER.....	B-07	FRAME.....	F-02	FUEL TANK.....	F-09	OIL COOLER.....	C-09	REAR MASTER CYLINDE.....	J-10	STARTING MOTOR.....	E-02
CAM CHAIN.....	C-03	CRANKCASE.....	B-05	FRONT BRAKE HOSE.....	I-02	GEAR SHIFTING.....	D-06	OIL PAN.....	B-08	REAR SWINGING ARY.....	J-02	STEERING STEM.....	H-04
CAM SHAFT / VALVE.....	C-02	CRANKSHAFT.....	B-10	FRONT BRAKE PIPE.....	I-04	HANDLE LEVER.....	G-04	OIL PUMP.....	B-09	REAR WHEEL.....	J-06	TRANSMISSION.....	D-04
CARBURETOR FITTING.....	C-04	CYLINDER HEAD COVER.....	B-02	FRONT CALIPER.....	H-08	HANDLEBAR.....	G-03	OPTIONAL.....	J-13	RIDER HANDLE.....	G-13	TURN SIGNAL LAMP.....	E-11
CARBURETOR.....	C-04	CYLINDER HEAD.....	B-03	FRONT DAMPER.....	H-02	HEADLAMP.....	E-10	REAR BRAKE HOSE.....	J-12	SEAT.....	G-12	WIRING HARNESS.....	E-13
CLUTCH MASTER CYLIN.....	I-38	CYLINDER.....	B-04	FRONT FENDER.....	G-02	HORN/HANDLE SWITCH.....	E-15	REAR CALIPER.....	J-08	SIGNAL GENERATOR.....	E-04		
CLUTCH.....	D-02	ELECTRICAL.....	E-05	FRONT MASTER CYLIND.....	I-04	HYDRAULIC UNIT.....	I-03	REAR COMBINATION LA.....	E-12	SPEEDOMETER.....	E-08		

FIG. 18

D 4

FIG. 18 (D- 4) TRANSMISSION



REF.NO.	PART NO.	DESCRIPTION	Q'TY	REMARKS
1	24121-40C11	SHAFT, COUNTER (NT:13)	1	
2	24221-40C00	GEAR, 2ND DRIVE (NT:19)	1	
3	09380-25013	SNAP RING	1	
4	24231-48B01	GEAR, 3RD DRIVE (NT:20)	1	
5	24241-48B10	GEAR, 4TH DRIVE (NT:22)	1	
6	09301-25001	BUSH	1	
7	24251-48B02	GEAR, 5TH DRIVE (NT:23)	1	
8	24252-48B00	BUSH, 5TH DRIVE GEAR	1	
9	09167-25021	WASHER (25.1X33X1)	1	
10	09167-25013	WASHER (25.1X41X1.5)	1	
11	09169-25001	WASHER (25.1X37X1)	1	
12	09380-25003	SNAP RING	2	
13	09262-25105	BEARING (25X62X17)	1	
14	09390-62012	C RING	1	
15	09285-20006	OIL SEAL (20X31.2X2.7)	1	
16	24741-27A00	RETAINER, CNTR SHAFT BEARING	1	
17	02122-06163	SCREW	2	
18	09263-20049	BEARING (20X34X17.5)	1	
19	04221-07129	KNOCK PIN	1	
20	24131-40C11	SHAFT, DRIVE	1	
21	24311-48B10	GEAR, 1ST DRIVEN (NT:31)	1	
22	09300-22005	BUSH	1	
23-1	08211-20341	THRUST WASHER	1	MODEL T
23-2	09181-20251	THRUST WASHER (20X34X1.0)	1	MODEL V/W/X
24-1	08211-22341	THRUST WASHER	1	MODEL T
24-2	09181-22223	THRUST WASHER (22X34X1.0)	1	MODEL V/W/X
25	24321-48B10	GEAR, 2ND DRIVEN (NT:31)	1	
26	09300-28002	BUSH	1	
27-1	08211-28361	WASHER	1	MODEL T
27-2	09181-28167	WASHER (28X36X1.0)	1	MODEL V/W/X
28	08331-31286	CIRCLIP	2	
29	24331-48B03	GEAR, 3RD DRIVEN (NT:25)	1	

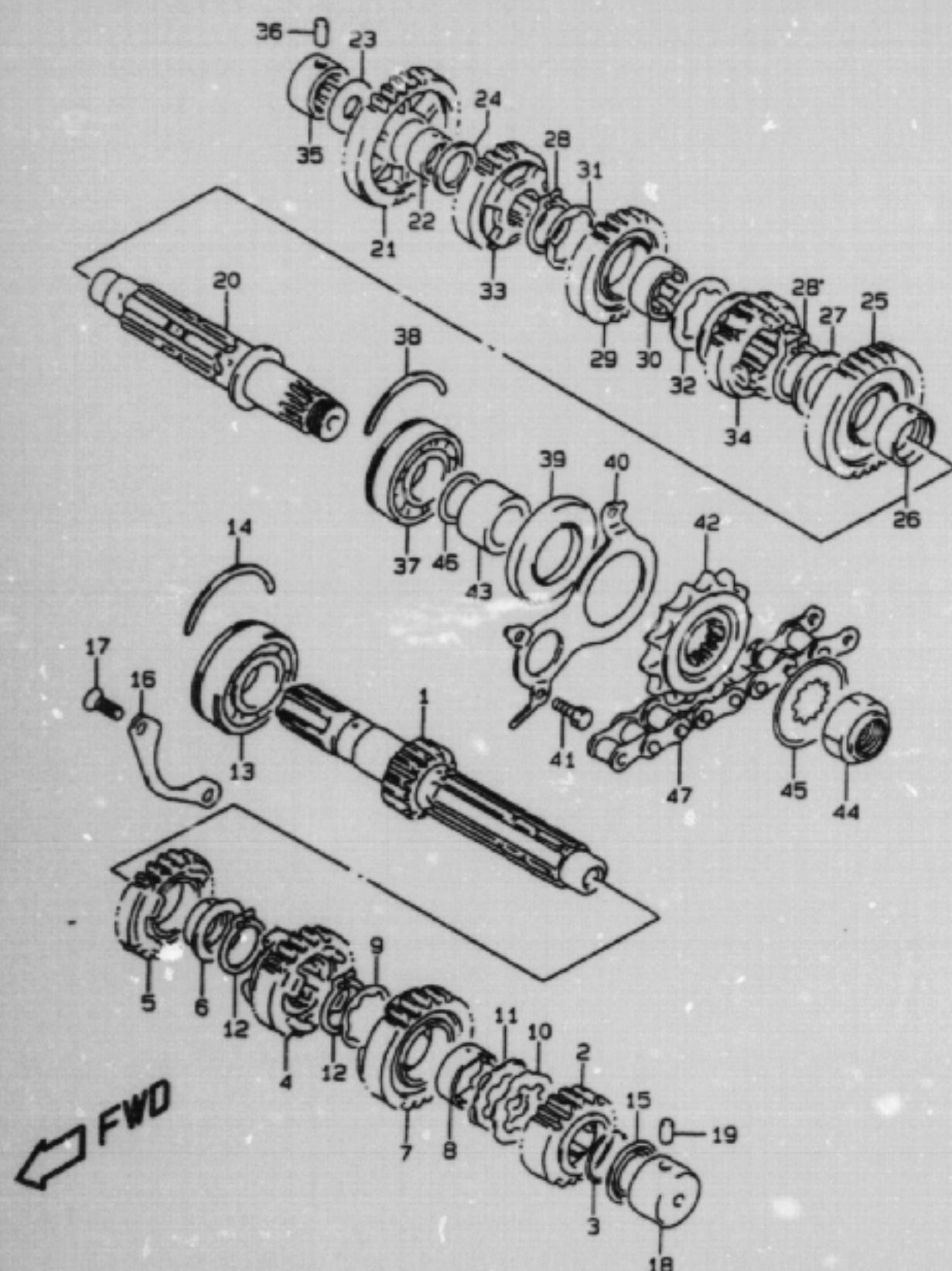
GSF1200SX E28 18

AIR CLEANER.....	C-07	COWLING BODY.....	G-07	FOOTREST.....	F-06	FRONT WHEEL.....	H-06	LABEL.....	G-11	REAR CUSHION LEVER..	J-04	STAND.....	F-05
ALTERNATOR.....	E-03	COWLING BRACE.....	G-10	FRAME COVER.....	F-12	FUEL COCK.....	F-11	MUFFLER.....	C-08	REAR FENDER.....	G-05	STARTER CLUTCH.....	B-11
BATTERY.....	E-07	CRANKCASE COVER....	B-07	FRAME.....	F-02	FUEL TANK.....	F-09	OIL COOLER.....	C-09	REAR MASTER CYLINDE	J-10	STARTING MOTOR.....	E-02
CAM CHAIN.....	C-03	CRANKCASE.....	B-05	FRONT BRAKE HOSE....	I-02	GEAR SHIFTING.....	D-06	OIL PAN.....	B-08	REAR SWINGING ARM..	J-02	STEERING STEN.....	H-04
CAM SHAFT / VALVE..	C-02	CRANKSHAFT.....	B-10	FRONT BRAKE PIPE....	I-04	HANDLE LEVER.....	G-04	OIL PUMP.....	B-09	REAR WHEEL.....	J-06	TRANSMISSION.....	D-04
CARBURETOR FITTING.	C-06	CYLINDER HEAD COVER	B-02	FRONT CALIPER.....	H-08	HANDLEBAR.....	G-03	OPTIONAL.....	J-13	RIDER HANDLE.....	G-13	TURN SIGNAL LAMP....	E-11
CARBURETOR.....	C-04	CYLINDER HEAD.....	B-03	FRONT DAMPER.....	H-02	HEADLAMP.....	E-10	REAR BRAKE HOSE....	J-12	SEAT.....	G-12	WIRING HARNESS.....	E-13
CLUTCH MASTER CYLIN	I-08	CYLINDER.....	B-04	FRONT FENDER.....	G-02	HORN/HANDLE SWITCH.	E-15	REAR CALIPER.....	J-08	SIGNAL GENERATOR...	E-04		
CLUTCH.....	D-02	ELECTRICAL.....	E-05	FRONT MASTER CYLIND	I-04	HYDRAULIC UNIT.....	I-03	REAR COMBINATION LA	E-12	SPEEDOMETER.....	E-08		

FIG. 18

D 5

FIG. 18 (D- 5) TRANSMISSION



REF.NO.	PART NO.	DESCRIPTION	Q'TY	REMARKS
30-1	24332-48B00	BUSH, 3RD DRIVEN GEAR	1	MODEL T
30-2	24332-48B01	BUSH, 3RD DRIVEN GEAR	1	MODEL V/W/X
31	09167-28001	LOCK WASHER	1	
32	09167-28008	WASHER (34X46X2)	1	
33	24341-06B01	GEAR, 4TH DRIVEN (NT:23)	1	
34-1	24351-48B04	GEAR, 5TH DRIVEN (NT:21)	1	MODEL T
34-2	24351-48B05	GEAR, 5TH DRIVEN (NT:21)	1	MODEL V/W/X
35	09263-20040	BEARING (20X34X20)	1	
36	04221-07209	PIN	1	
37	09267-25011	BEARING (25X62X21.6)	1	
38	09390-62012	C RING	1	
39	09283-34005	OIL SEAL (34X62X6)	1	
40	24751-40C01	RETAINER, DRIVE SHAFT OIL SEAL	1	
41	01500-06123	BOLT	4	
42	27510-17C10	SPROCKET, ENGINE (NT:15)	1	
43	09180-25100	SPACER (25X34X19)	1	
44	09159-20004	NUT	1	
45	09167-25019	WASHER (25.3X41.6X1)	1	
46	09280-25001	O RING (D:1.0 ID:24.5)	1	
47-1	27600-21E20-110	CHAIN ASSY, DRIVE (110E)	1	SF1200ST/SV/SW/SX COLLER:GOLD RK GB50MF021
47-2	27600-21E20-114	CHAIN ASSY, DRIVE (114E)	1	GSF1200SAV/SAX COLLER:GOLD RK GB50MF021

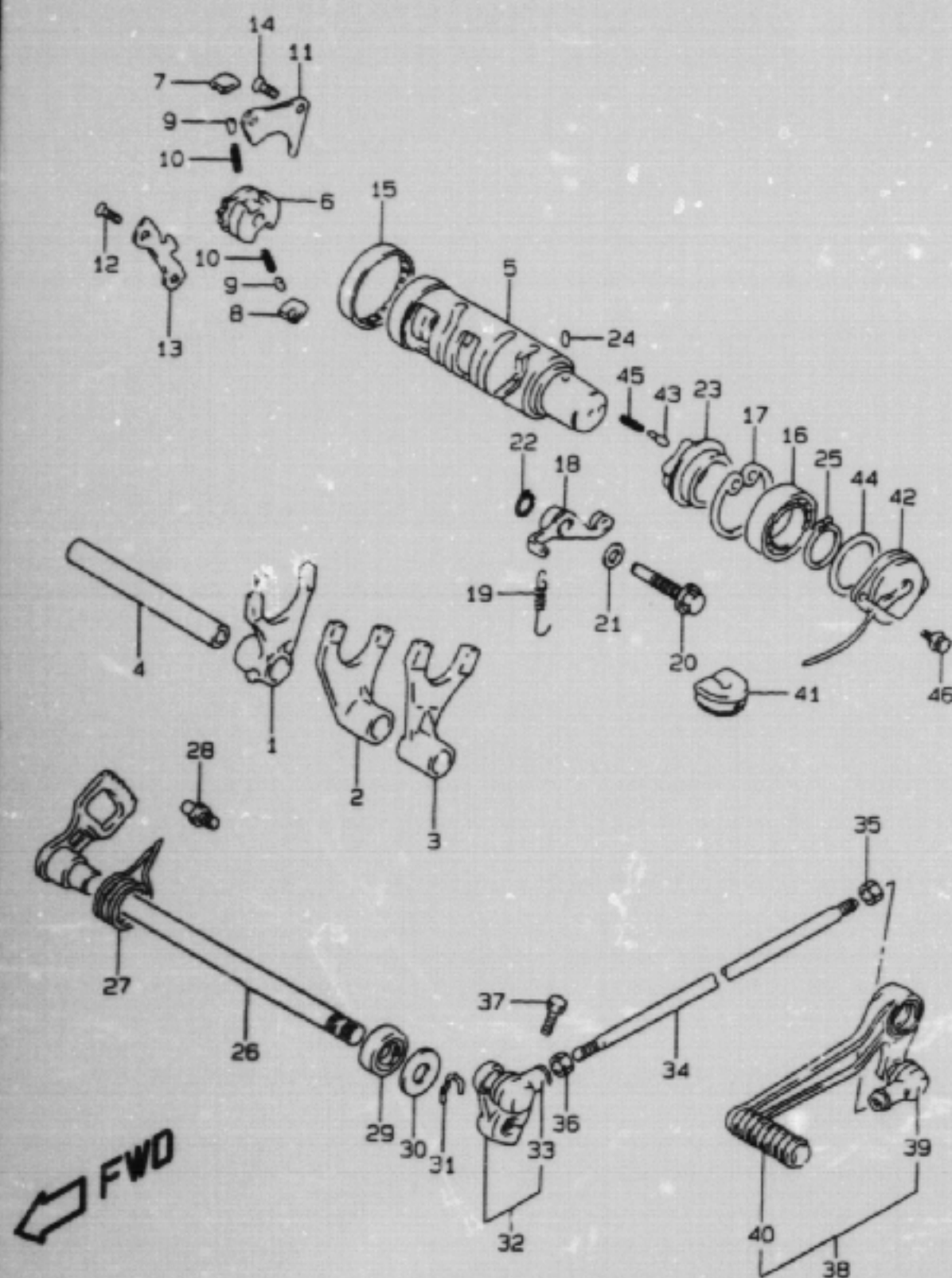
GSF1200SX E2B 18

AIR CLEANER.....	C-07	COWLING BODY.....	G-07	FOOTREST.....	F-06	FRONT WHEEL.....	H-06	LABEL.....	G-11	REAR CUSHION LEVER..	J-04	STAND.....	F-05
ALTERNATOR.....	E-03	COWLING BRACE.....	G-10	FRAME COVER.....	F-12	FUEL COCK.....	F-11	MUFFLER.....	C-08	REAR FENDER.....	G-05	STARTER CLUTCH.....	B-11
BATTERY.....	E-07	CRANKCASE COVER....	B-07	FRAME.....	F-02	FUEL TANK.....	F-09	OIL COOLER.....	C-09	REAR MASTER CYLINDE	J-10	STARTING MOTOR.....	E-02
CAM CHAIN.....	C-03	CRANKCASE.....	B-05	FRONT BRAKE HOSE...	I-02	GEAR SHIFTING.....	D-06	OIL PAN.....	B-08	REAR SWINGING ARM..	J-02	STEERING STEM.....	H-04
CAM SHAFT / VALVE..	C-02	CRANKSHAFT.....	B-10	FRONT BRAKE PIPE...	I-04	HANDLE LEVER.....	G-04	OIL PUMP.....	B-09	REAR WHEEL.....	J-06	TRANSMISSION.....	D-04
CARBURETOR FITTING..	C-06	CYLINDER HEAD COVER	B-02	FRONT CALIPER.....	H-08	HANDLEBAR.....	G-03	OPTIONAL.....	J-13	RIDER HANDLE.....	G-13	TURN SIGNAL LAMP....	E-11
CARBURETOR.....	C-04	CYLINDER HEAD.....	B-03	FRONT DAMPER.....	H-02	HEADLAMP.....	E-10	REAR BRAKE HOSE....	J-12	SEAT.....	G-12	WIRING HARNESS.....	E-13
CLUTCH MASTER CYLIN	I-08	CYLINDER.....	B-04	FRONT FENDER.....	G-02	HORN/HANDLE SWITCH..	E-15	REAR CALIPER.....	J-08	SIGNAL GENERATOR...	E-04		
CLUTCH.....	D-02	ELECTRICAL.....	E-05	FRONT MASTER CYLIND	I-06	HYDRAULIC UNIT.....	I-03	REAR COMBINATION LA	E-12	SPEEDOMETER.....	E-08		

FIG. 19

D 6

FIG. 19 (D- 6) GEAR SHIFTING



REF.NO.	PART NO.	DESCRIPTION	Q'TY	REMARKS
1	25211-06B01	FORK, GEAR SHIFT NO.1	1	
2	25221-06B00	FORK, GEAR SHIFT NO.2	1	
3	25231-06B00	FORK, GEAR SHIFT NO.3	1	
4	25411-27A00	SHAFT, GEAR SHIFT FORK (L:128)	1	
5	25310-06B02	CAM, GEAR SHIFT	1	
6-1	25322-31301	GEAR, GEAR SHIFT CAM DRIVEN	1	MODEL T
6-2	25322-31302	GEAR, GEAR SHIFT CAM DRIVEN	1	MODEL V
6-3	25322-31310	GEAR, GEAR SHIFT CAM DRIVEN	1	MODEL W/X
7	25323-34201	POLE, GEAR SHIFT NO.1	1	
8	25324-34201	POLE, GEAR SHIFT NO.2	1	
9	09261-05003	ROLLER (5X8)	2	
10	09440-04003	SPRING	2	
11	25331-31301	LIFTER, GEAR SHIFT POLE	1	
12	02122-06123	SCREW	2	
13	25341-27A00	GUIDE, GEAR SHIFT CAM	1	
14	02122-06123	SCREW	2	
15	09263-43001	BEARING (43X49X12)	1	
16	08113-69050	BEARING	1	
17	08331-41426	CIRCLIP	1	
18	25350-27A00	STOPPER, GEAR SHIFT CAM	1	
19	09443-09033	SPRING	1	
20	25353-27A00	SHAFT, GEAR SHIFT CAM STOPPER	1	
21	09168-10002	GASKET (10X14X3.6)	1	
22	08331-31086	CIRCLIP	1	
23	25381-38400	PLATE, STOPPER	1	
24	04221-04069	PIN	1	
25	08331-31256	CIRCLIP	1	
26	25510-19C01	SHAFT, GEAR SHIFT	1	
27	09444-26017	SPRING	1	
28	25671-01000	STOPPER, GEAR SHIFT	1	
29	09285-12002	OIL SEAL (12X22X9)	1	
30-1	09160-12020	WASHER (12.5X27X1.6)	1	MODEL T/V
30-2	09160-12090	WASHER (12.5X26X1.6)	1	MODEL W/X
31	08331-31126	CIRCLIP	1	

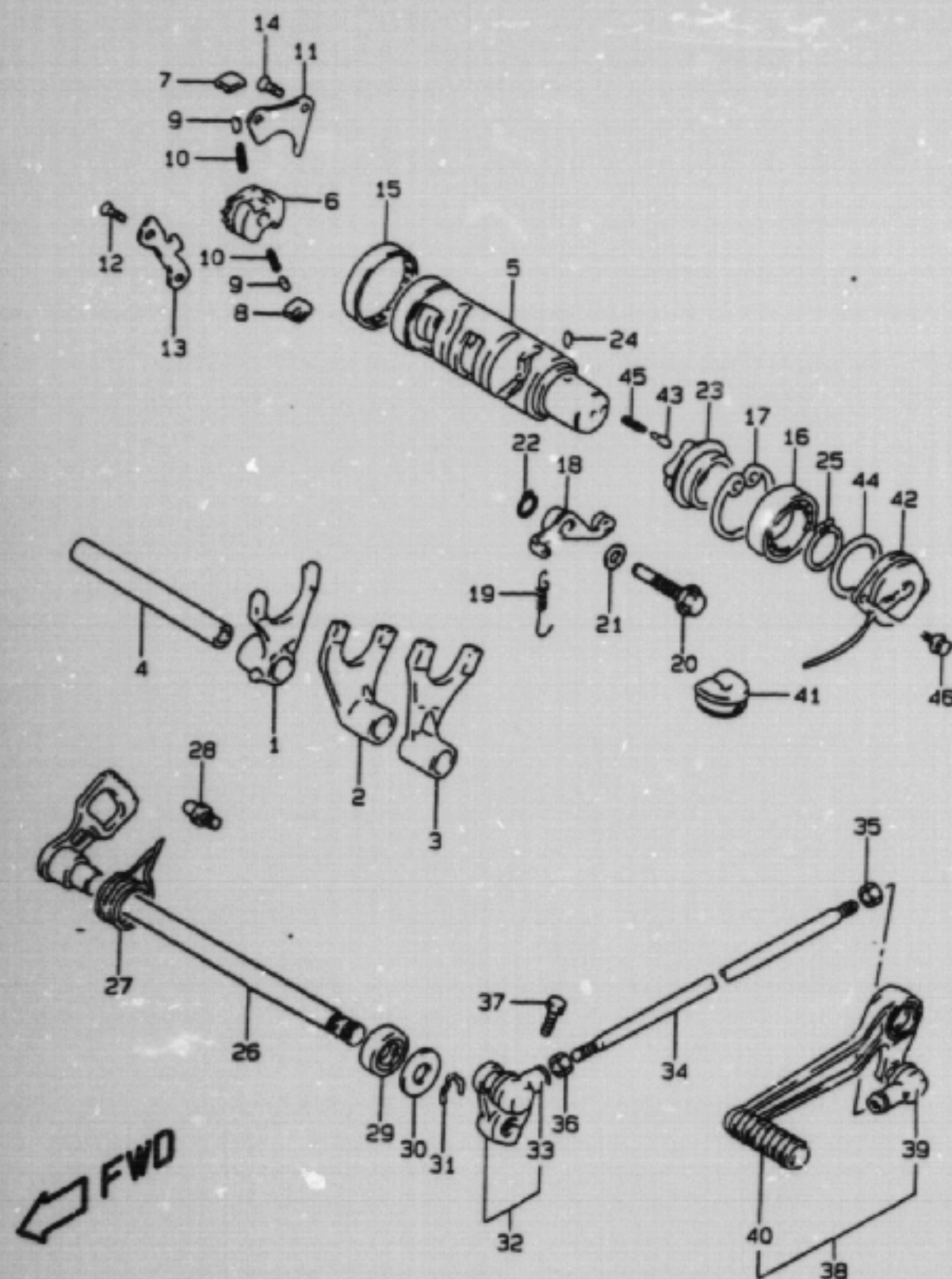
GSF1200SX E28 19

AIR CLEANER.....	C-07	COWLING BODY.....	G-07	FOOTREST.....	F-06	FRONT WHEEL.....	H-06	LABEL.....	G-11	REAR CUSHION LEVER.....	J-04	STAND.....	F-05
ALTERNATOR.....	E-03	COWLING BRACE.....	G-10	FRAME COVER.....	F-12	FUEL COCK.....	F-11	MUFFLER.....	C-08	REAR FENDER.....	G-05	STARTER CLUTCH.....	B-11
BATTERY.....	E-07	CRANKCASE COVER.....	B-07	FRAME.....	F-02	FUEL TANK.....	F-09	OIL COOLER.....	C-09	REAR MASTER CYLINDER.....	J-10	STARTING MOTOR.....	E-02
CAM CHAIN.....	C-03	CRANKCASE.....	B-05	FRONT BRAKE HOSE.....	I-02	GEAR SHIFTING.....	D-06	OIL PAN.....	B-08	REAR SWINGING ARM.....	J-02	STEERING STEM.....	H-04
CAM SHAFT / VALVE.....	C-02	CRANKSHAFT.....	B-10	FRONT BRAKE PIPE.....	I-04	HANDLE LEVER.....	G-04	OIL PUMP.....	B-09	REAR WHEEL.....	J-06	TRANSMISSION.....	D-04
CARBURETOR FITTING.....	C-06	CYLINDER HEAD COVER.....	B-02	FRONT CALIPER.....	H-05	HANDLEBAR.....	G-03	OPTIONAL.....	J-13	RIDER HANDLE.....	G-13	TURN SIGNAL LAMP.....	E-11
CARBURETOR.....	C-04	CYLINDER HEAD.....	B-03	FRONT DAMPER.....	H-02	HEADLAMP.....	E-10	REAR BRAKE HOSE.....	J-12	SEAT.....	G-12	WIRING HARNESS.....	E-13
CLUTCH MASTER CYLINDER.....	I-08	CYLINDER.....	B-04	FRONT FENDER.....	G-02	HORN/HANDLE SWITCH.....	E-15	REAR CALIPER.....	J-08	SIGNAL GENERATOR.....	E-04		
CLUTCH.....	D-02	ELECTRICAL.....	E-05	FRONT MASTER CYLINDER.....	I-04	HYDRAULIC UNIT.....	I-03	REAR COMBINATION LAMP.....	E-12	SPEEDOMETER.....	E-08		

FIG. 19

D 7

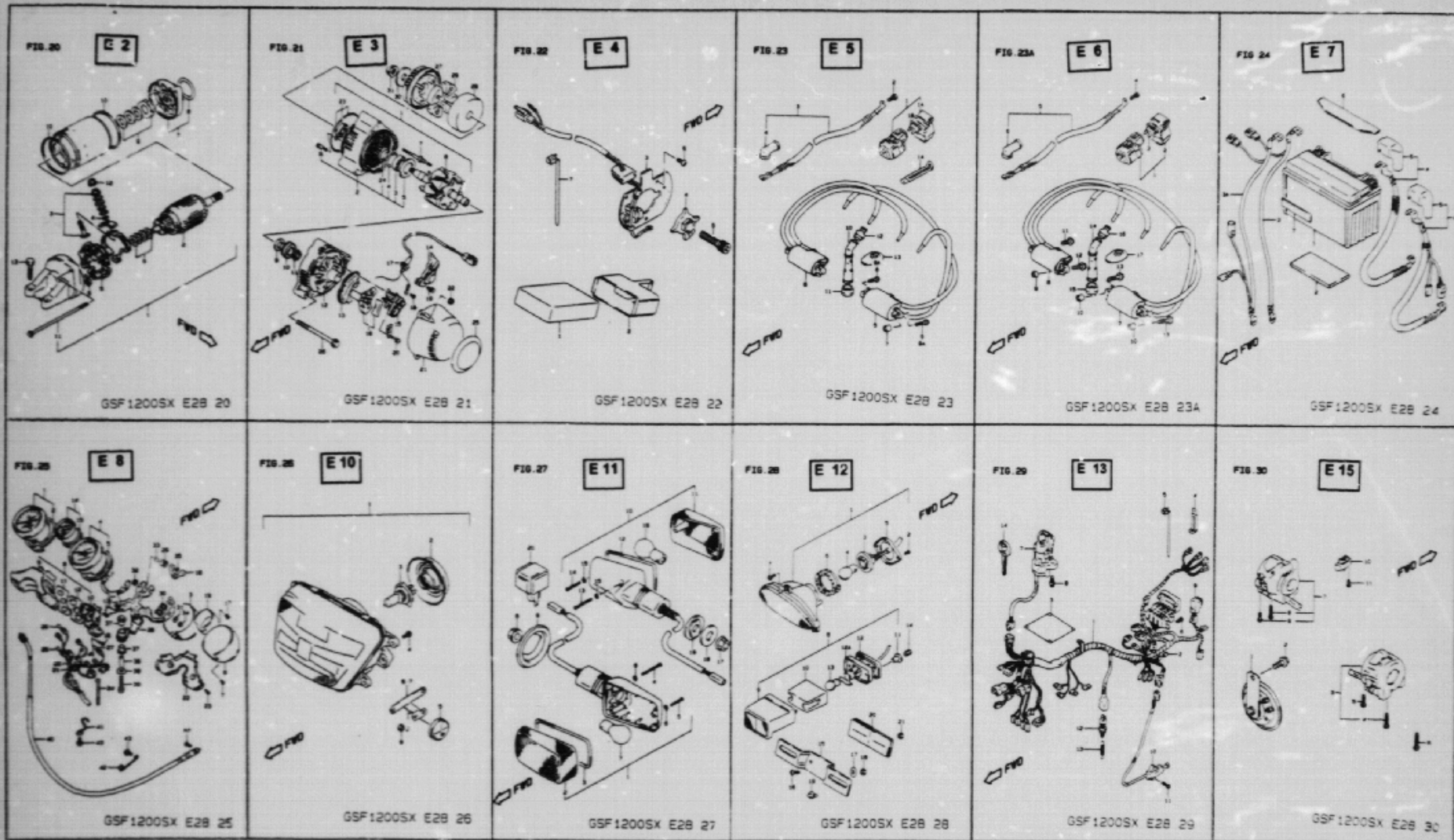
FIG. 19 (D- 7) GEAR SHIFTING



REF.NO.	PART NO.	DESCRIPTION	Q'TY	REMARKS
32	25520-22A00	ARM, GEAR SHIFT LINK	1	
33	25526-47000	.COVER, DUST	1	
34-1	25525-26E00	ROD, GEAR SHIFT LINK	1	MODEL T
34-2	25525-26E01	ROD, GEAR SHIFT LINK	1	MODEL V/W/X
35	09140-06011	NUT	1	
36	08310-00067	NUT	1	
37	01500-06203	BOLT	1	
38	25600-33E00	LEVER ASSY, GEAR SHIFT	1	
39	25526-47000	.COVER, DUST	1	
40	25652-20C00	.RUBBER	1	
41	33885-27A01	GROMMET, LEAD WIRE	1	
42	37720-48B00	TERMINAL BASE ASSY, NEUTRAL	1	
43	09209-05011	CONTACT	1	
44	09280-35006	O RING (D:2.40, ID:35.5)	1	
45	09440-04010	SPRING	1	
46	02112-75163	SCREW	2	

GSF1200SX E28 1C

AIR CLEANER.....	C-07	COWLING BODY.....	G-07	FOOTREST.....	F-04	FRONT WHEEL.....	H-04	LABEL.....	G-11	REAR CUSHION LEVER..	J-04	STAND.....	F-05
ALTERNATOR.....	E-03	COWLING BRACE.....	G-10	FRAME COVER.....	F-12	FUEL COCK.....	F-11	MUFFLER.....	C-08	REAR FENDER.....	G-05	STARTER CLUTCH.....	B-11
BATTERY.....	E-07	CRANKCASE COVER....	B-07	FRAME.....	F-02	FUEL TANK.....	F-09	OIL COOLER.....	C-09	REAR MASTER CYLINDE	J-10	STARTING MOTOR.....	S-02
CAM CHAIN.....	C-03	CRANKCASE.....	B-05	FRONT BRAKE HOSE...	I-02	GEAR SHIFTING.....	D-04	OIL PAN.....	B-08	REAR SWINGING ARM..	J-02	STEERING STEM.....	H-04
CAM SHAFT / VALVE..	C-02	CRANKSHAFT.....	B-10	FRONT BRAKE PIPE...	I-04	HANDLE LEVER.....	G-04	OIL PUMP.....	B-09	REAR WHEEL.....	J-06	TRANSMISSION.....	D-04
CARBURETOR FITTING..	C-06	CYLINDER HEAD COVER	B-02	FRONT CALIPER.....	H-08	HANDLEBAR.....	G-03	OPTIONAL.....	J-13	RIDER HANDLE.....	G-13	TURN SIGNAL LAMP....	E-11
CARBURETOR.....	C-04	CYLINDER HEAD.....	B-03	FRONT DAMPER.....	H-02	HEADLAMP.....	E-10	REAR BRAKE HOSE....	J-12	SEAT.....	G-12	WIRING HARNESS.....	E-13
CLUTCH MASTER CYLIN	I-08	CYLINDER.....	B-04	FRONT FENDER.....	G-02	HORN/HANDLE SWITCH..	E-15	REAR CALIPER.....	J-08	SIGNAL GENERATOR...	E-04		
CLUTCH.....	D-02	ELECTRICAL.....	E-05	FRONT MASTER CYLIND	I-04	HYDRAULIC UNIT.....	I-03	REAR COMBINATION LA	E-12	SPEEDOMETER.....	E-08		

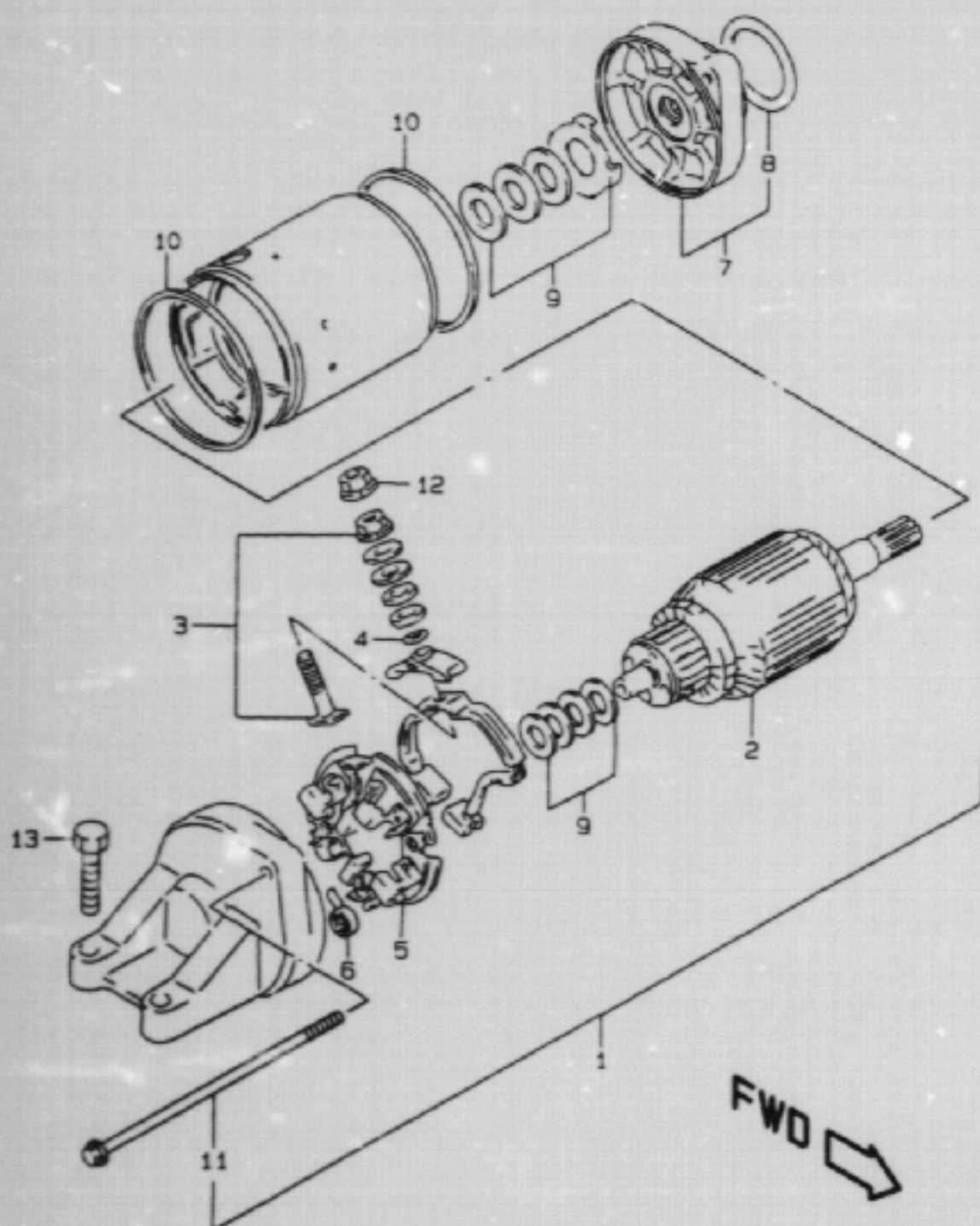


AIR CLEANER.....	C-07	COWLING BODY.....	G-07	FOOTREST.....	F-06	FRONT WHEEL.....	H-06	LABEL.....	G-11	REAR CUSHION LEVER..	J-04	STAND.....	F-05
ALTERNATOR.....	E-03	COWLING BRACE.....	G-10	FRAME COVER.....	F-12	FUEL COCK.....	F-11	MUFFLER.....	C-08	REAR FENDER.....	G-05	STARTER CLUTCH.....	B-11
BATTERY.....	E-07	CRANKCASE COVER....	B-07	FRAME.....	F-02	FUEL TANK.....	F-09	OIL COOLER.....	C-09	REAR MASTER CYLINDE	J-10	STARTING MOTOR.....	E-02
CAM CHAIN.....	C-03	CRANKCASE.....	B-05	FRONT BRAKE HOSE...	I-02	GEAR SHIFTING.....	D-06	OIL PAN.....	B-08	REAR SWINGING ARM..	J-02	STEERING STEM.....	H-04
CAM SHAFT / VALVE..	C-02	CRANKSHAFT.....	B-10	FRONT BRAKE PIPE...	I-04	HANDLE LEVER.....	G-04	OIL PUMP.....	B-09	REAR WHEEL.....	J-06	TRANSMISSION.....	D-04
CARBURETOR FITTING.	C-04	CYLINDER HEAD COVER	B-02	FRONT CALIPER.....	H-08	HANDLEBAR.....	G-03	OPTIONAL.....	J-13	RIDER HANDLE.....	G-13	TURN SIGNAL LAMP....	E-11
CARBURETOR.....	C-04	CYLINDER HEAD.....	B-03	FRONT DAMPER.....	H-02	HEADLAMP.....	E-10	REAR BRAKE HOSE....	J-12	SEAT.....	G-12	WIRING HARNESS.....	E-13
CLUTCH MASTER CYLIN	I-08	CYLINDER.....	B-04	FRONT FENDER.....	G-02	HORN/HANDLE SWITCH..	E-15	REAR CALIPER.....	J-08	SIGNAL GENERATOR...	E-04		
CLUTCH.....	D-02	ELECTRICAL.....	E-05	FRONT MASTER CYLIND	I-06	HYDRAULIC UNIT.....	I-03	REAR COMBINATION LA	E-12	SPEEDOMETER.....	E-08		

FIG.20

E 2

FIG.20 (E- 2) STARTING MOTOR



REF.NO.	PART NO.	DESCRIPTION	Q'TY	REMARKS
1-1	31100-26D00	MOTOR ASSY, STARTING	1	MODEL T/V/W
1-2	31100-26D10	MOTOR ASSY, STARTING	1	MODEL X
2	31310-40C02	.ARMATURE	1	
3	31130-38B00	.TERMINAL SET, BRUSH	1	
4	31143-49040	.O RING	1	
5	31132-38B00	.HOLDER SET, BRUSH	1	
6	31135-38B00	.SPRING, BRUSH	4	
7	31150-26D00	.BRACKET ASSY, FRONT	1	
8	31156-48B00	.O RING	1	
9	31170-19B10	.WASHER SET	1	
10-1	31264-31300	.O RING	2	MODEL T/V
10-2	31264-32E00	.O RING	2	MODEL W/X
11	31280-26D00	.BOLT	2	
12	08361-35068	NUT	1	
13	09128-06024	BOLT (6X25)	2	

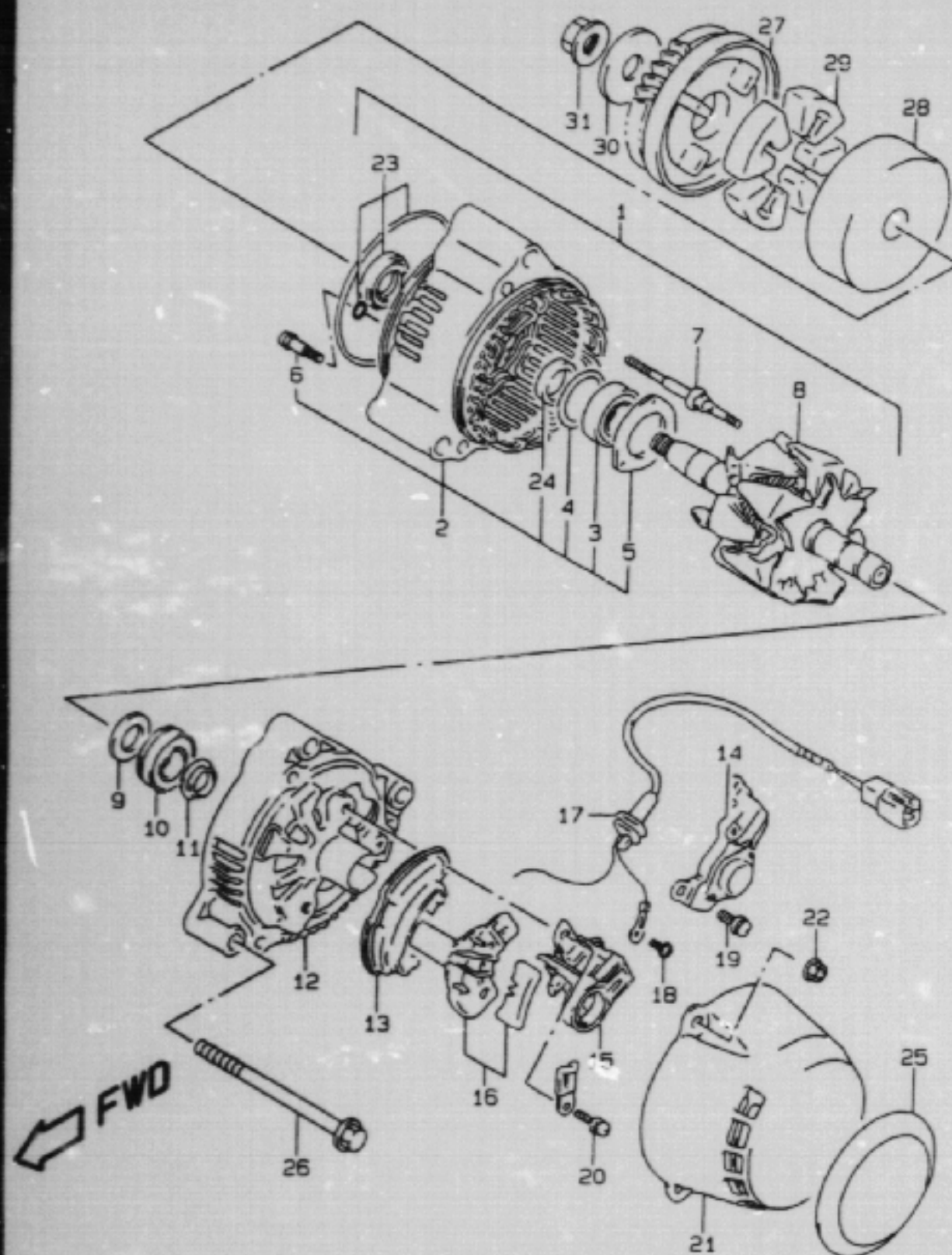
GSF1200SX E28 20

AIR CLEANER.....	C-07	COWLING BODY.....	G-07	FOOTREST.....	F-06	FRONT WHEEL.....	H-06	LABEL.....	G-11	REAR CUSHION LEVER..	J-04	STAND.....	F-05
ALTERNATOR.....	E-03	COWLING BRACE.....	G-10	FRAME COVER.....	F-12	FUEL COCK.....	F-11	MUFFLER.....	C-08	REAR FENDER.....	G-05	STARTER CLUTCH.....	B-11
BATTERY.....	E-07	CRANKCASE COVER....	B-07	FRAME.....	F-02	FUEL TANK.....	F-09	OIL COOLER.....	C-09	REAR MASTER CYLINDER	J-10	STARTING MOTOR.....	E-02
CAM CHAIN.....	C-03	CRANKCASE.....	B-05	FRONT BRAKE HOSE....	I-02	GEAR SHIFTING.....	D-06	OIL PAN.....	B-08	REAR SWINGING ARM..	J-02	STEERING STEM.....	H-04
CAM SHAFT / VALVE..	C-02	CRANKSHAFT.....	B-10	FRONT BRAKE PIPE....	I-04	HANDLE LEVER.....	G-04	OIL PUMP.....	B-09	REAR WHEEL.....	J-06	TRANSMISSION.....	D-04
CARBURETOR FITTING.	C-06	CYLINDER HEAD COVER	B-02	FRONT CALIPER.....	H-08	HANDLEBAR.....	G-03	OPTIONAL.....	J-13	RIDER HANDLE.....	G-13	TURN SIGNAL LAMP....	E-11
CARBURETOR.....	C-04	CYLINDER HEAD.....	B-03	FRONT DAMPER.....	H-02	HEADLAMP.....	E-10	REAR BRAKE HOSE....	J-12	SEAT.....	G-12	WIPING WASH.....	E-13
CLUTCH MASTER CYLINDER	I-08	CYLINDER.....	B-04	FRONT FENDER.....	G-02	HORN/HANDLE SWITCH..	E-15	REAR CALIPER.....	J-08	SIGNAL GENERATOR...	E-04		
CLUTCH.....	D-02	ELECTRICAL.....	E-05	FRONT MASTER CYLINDER	I-04	HYDRAULIC UNIT.....	I-03	REAR COMBINATION LAMP	E-12	SPEEDOMETER.....	E-08		

FIG. 21

E 3

FIG. 21 (E- 3) ALTERNATOR



REF.NO.	PART NO.	DESCRIPTION	Q'TY	REMARKS
1-1	31400-17C04	ALTERNATOR ASSY	1	MODEL T/V/W
1-2	31400-19C10	ALTERNATOR ASSY	1	MODEL X
2	31580-48B00	.FRAME, DRIVE END	1	
3	31612-06B00	..BEARING	1	
4	31613-48B00	..COVER, BEARING	1	
5	31585-48B00	..RETAINER	1	
6	31586-48B00	..SCREW, BEARING RETAINER	3	
7	31587-85250	..STUD BOLT	3	
8-1	31710-48B04	.ROTOR ASSY	1	MODEL T/V/W
8-2	31710-19C10	.ROTOR ASSY	1	MODEL X
9	31613-82610	.COVER, BEARING	1	
10	31612-48B00	.BEARING	1	
11	31613-27A10	.COVER, NO.2	1	
12	31611-48B00	.FRAME, END	1	
13	31621-27A00	.HOLDER, RECTIFIER	1	
14	32500-27A00	.REGULATOR	1	
15	31656-48B00	.HOLDER, BRUSH	1	
16	31687-17E00	.COVER, RECTIFIER	1	
17	31480-48B00	.WIRE, LEAD	1	
18	02112-04063	.SCREW	2	
19	31688-27A00	.SCREW	2	
20	31688-27A00	.SCREW	1	
21	31614-48B00	.COVER	1	
22	08316-10053	.NUT	3	
23	31780-27X50	.SERVICE KIT, ALTERNATOR	1	
24	31776-06B00	.SPACER	1	
25	31615-27E00	PLATE, ALTERNATOR ABSORBER	1	
26	01550-08903	BOLT	3	
27-1	22730-27A04	GEAR, GENERATOR DRIVEN	1	MODEL T/V
27-2	22730-27A05	GEAR, GENERATOR DRIVEN	1	MODEL W/X
28-1	22733-27A04	HOUSING, GENERATOR GEAR DAMPER	1	MODEL T/V
28-2	22733-27A05	HOUSING, GENERATOR GEAR DAMPER	1	MODEL W/X
29	21231-06B00	DAMPER, GENERATOR DIVEN	4	
30	08211-10283	WASHER	1	
31	08316-20103	NUT	1	

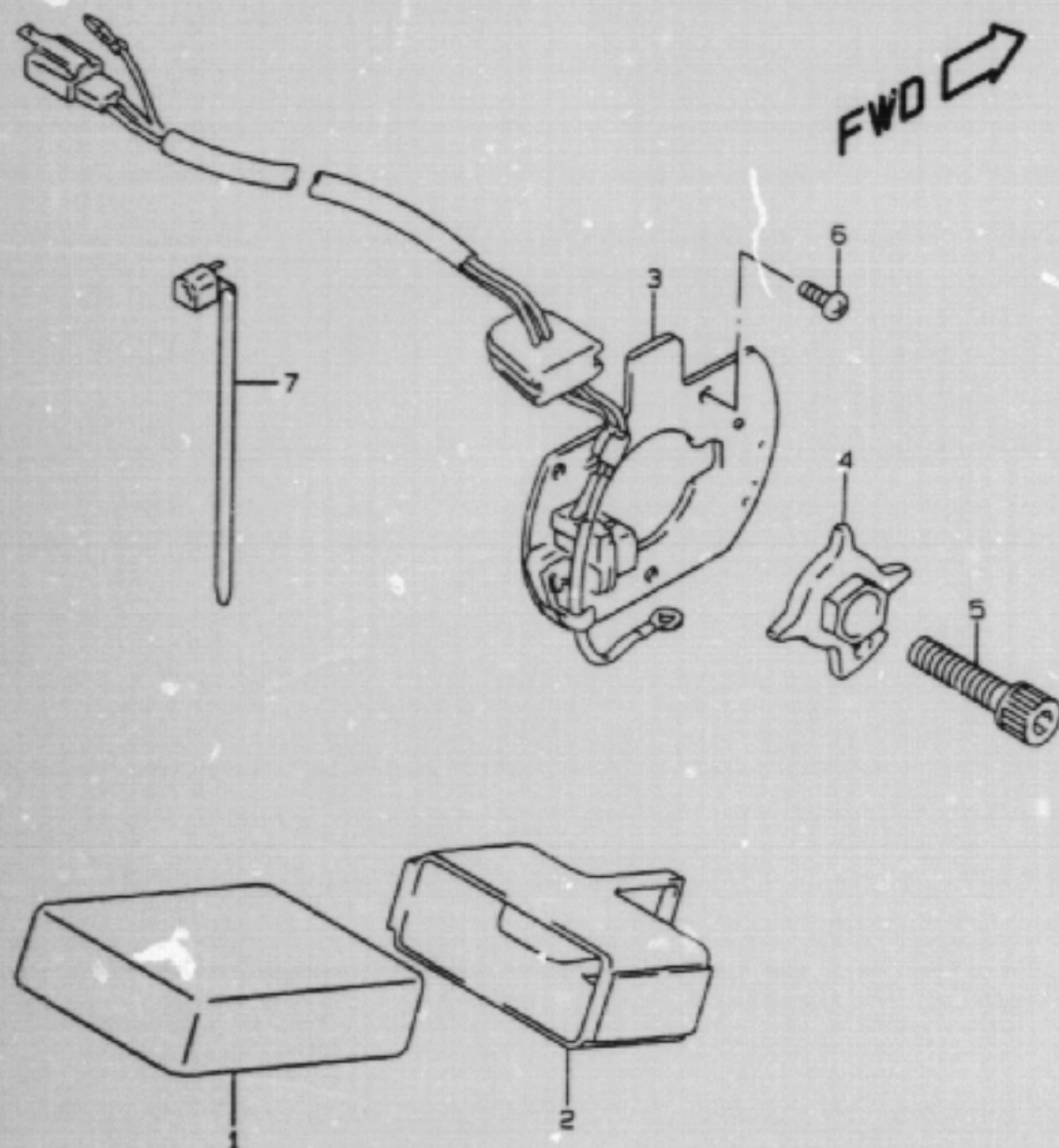
GSF1200SX E28 21

AIR CLEANER.....	C-07	COWLING BODY.....	G-07	FOOTREST.....	F-06	FRONT WHEEL.....	H-06	LABEL.....	G-11	REAR CUSHION LEVER..	J-04	STAND.....	F-05
ALTERNATOR.....	E-03	COWLING BRACE.....	G-10	FRAME COVER.....	F-12	FUEL COCK.....	F-11	MUFFLER.....	C-08	REAR FENDER.....	G-05	STARTER CLUTCH.....	B-11
BATTERY.....	E-07	CRANKCASE COVER....	B-07	FRAME.....	F-02	FUEL TANK.....	F-09	OIL COOLER.....	C-09	REAR MASTER CYLINDE	J-10	STARTING MOTOR.....	E-02
CAM CHAIN.....	C-03	CRANKCASE.....	B-05	FRONT BRAKE HOSE...	I-02	GEAR SHIFTING.....	D-06	OIL PAN.....	B-08	REAR SWINGING ARM..	J-02	STEERING STEN.....	N-04
CAM SHAFT / VALVE..	C-02	CRANKSHAFT.....	B-10	FRONT BRAKE PIPE...	I-04	HANDLE LEVER.....	G-04	OIL PUMP.....	B-09	REAR WHEEL.....	J-06	TRANSMISSION.....	D-04
CARBURETOR FITTING.	C-06	CYLINDER HEAD COVER	B-02	FRONT CALIPER.....	H-08	HANDLEBAR.....	G-03	OPTIONAL.....	J-13	RIDER HANDLE.....	G-13	TURN SIGNAL LAMP....	E-11
CARBURETOR.....	C-04	CYLINDER HEAD.....	B-03	FRONT DAMPER.....	H-02	HEADLAMP.....	E-10	REAR BRAKE HOSE....	J-12	SEAT.....	G-12	WIRING HARNESS.....	E-13
CLUTCH MASTER CYLIN	I-08	CYLINDER.....	B-04	FRONT FENDER.....	G-02	HORN/HANDLE SWITCH.	E-15	REAR CALIPER.....	J-08	SIGNAL GENERATOR...	E-04		
CLUTCH.....	D-02	ELECTRICAL.....	E-05	FRONT MASTER CYLIND	I-06	HYDRAULIC UNIT.....	I-03	REAR COMBINATION LA	E-12	SPEEDOMETER.....	E-08		

FIG.22

E 4

FIG.22 (E- 4) SIGNAL GENERATOR



REF.NO.	PART NO.	DESCRIPTION	Q'TY	REMARKS
1-1	32900-27E10	IGNITER ASSY	1	MODEL T
1-2	32900-27E20	IGNITER ASSY	1	MODEL V/W/X
2	32980-40C01	CUSHION, IGNITER	1	
3	33110-17C00	GENERATOR ASSY, SINGAL	1	
4	33120-19C20	ROTOR, SIGNAL GENERATOR	1	
5	07130-08303	BOLT	1	
6	02112-05103	SCREW	3	
7	09407-11401	CLAMP (L:95)	1	

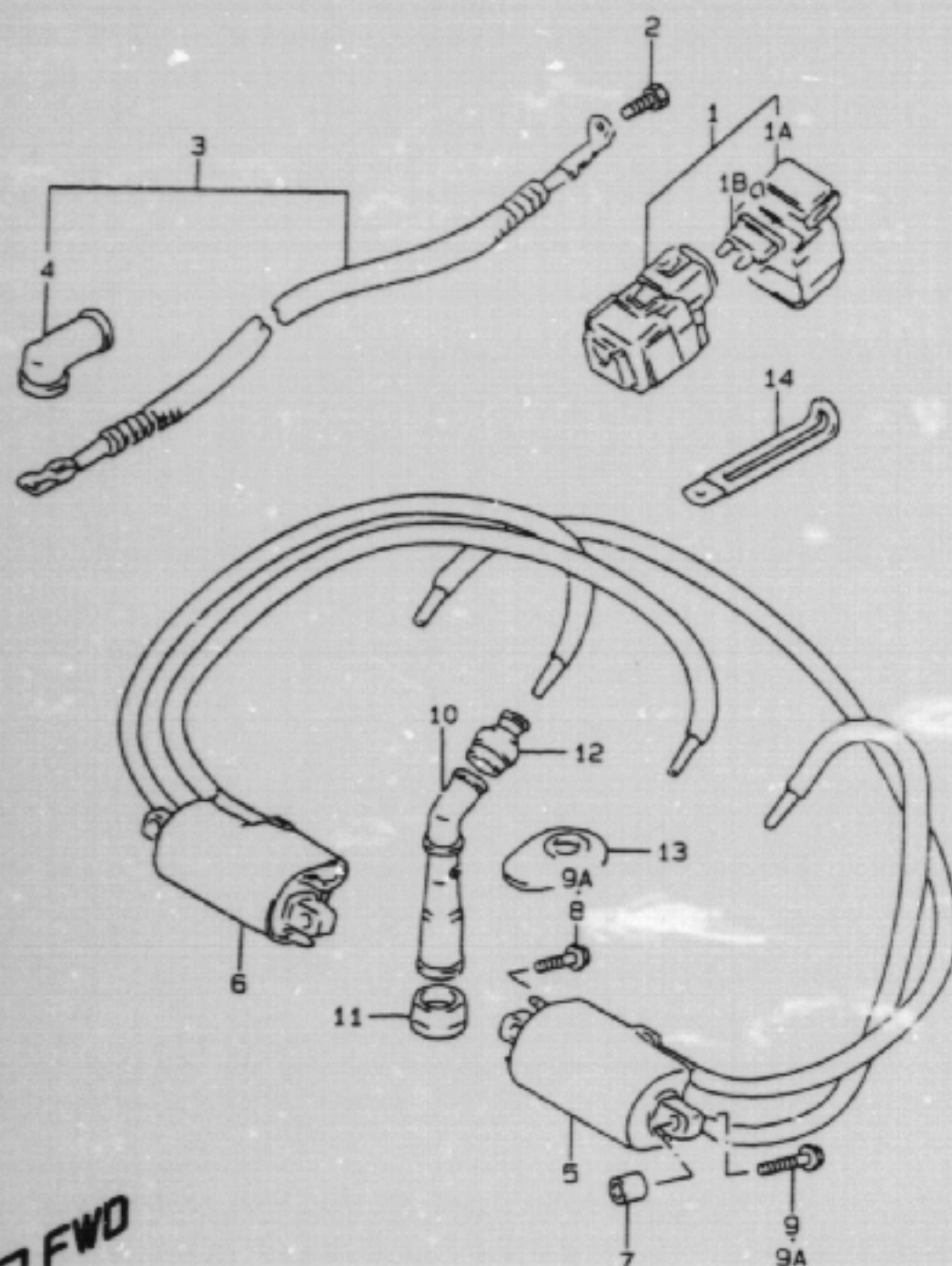
GSF1200SX E28 22

AIR CLEANER.....	C-07	COWLING BODY.....	G-07	FOOTREST.....	F-06	FRONT WHEEL.....	H-06	LABEL.....	G-11	REAR CUSHION LEVER..	J-04	STAND.....	F-05
ALTERNATOR.....	E-03	COWLING BRACE.....	G-10	FRAME COVER.....	F-12	FUEL COCK.....	F-11	MUFFLER.....	C-08	REAR FENDER.....	G-05	STARTER CLUTCH.....	B-11
BATTERY.....	E-07	CRANKCASE COVER....	B-07	FRAME.....	F-02	FUEL TANK.....	F-09	OIL COOLER.....	C-09	REAR MASTER CYLINDE	J-10	STARTING MOTOR.....	E-02
CAM CHAIN.....	C-03	CRANKCASE.....	B-05	FRONT BRAKE HOSE...	I-02	GEAR SHIFTING.....	D-06	OIL PAN.....	B-08	REAR SWINGING ARM..	J-02	STEERING STEM.....	H-04
CAM SHAFT / VALVE..	C-02	CRANKSHAFT.....	B-10	FRONT BRAKE PIPE...	I-04	HANDLE LEVER.....	G-04	OIL PUMP.....	B-09	REAR WHEEL.....	J-06	TRANSMISSION.....	D-04
CARBURETOR FITTING.	C-04	CYLINDER HEAD COVER	B-02	FRONT CALIPER.....	H-08	HANDLEBAR.....	G-03	OPTIONAL.....	J-13	RIDER HANDLE.....	G-13	TURN SIGNAL LAMP....	E-11
CARBURETOR.....	C-04	CYLINDER HEAD.....	B-03	FRONT DAMPER.....	H-02	HEADLAMP.....	E-10	REAR BRAKE HOSE....	J-12	SEAT.....	G-12	WIRING HARNESS.....	E-13
CLUTCH MASTER CYLIN	I-08	CYLINDER.....	B-04	FRONT FENDER.....	G-02	HORN/HANDLE SWITCH.	E-15	REAR CALIPER.....	J-08	SIGNAL GENERATOR...	E-04		
CLUTCH.....	D-02	ELECTRICAL.....	E-05	FRONT MASTER CYLIND	I-06	HYDRAULIC UNIT.....	I-03	REAR COMBINATION LA	E-12	SPEEDOMETER.....	E-08		

FIG.23

E 5

FIG.23 (E- 5) ELECTRICAL (GSF1200ST/SV/SW/SX)



REF.NO.	PART NO.	DESCRIPTION	Q'TY	REMARKS
1	31800-26E00	RELAY ASSY, STARTING MOTOR	1	
1A	31861-26E00	.COVER	1	
1B	09481-30101	.FUSE (30A)	2	
2	09128-06013	SCREW (6X8)	2	
3	33810-27E00	WIRE, STARTER MOTOR LEAD	1	
4	31861-48B10	.CAP, STARTER MOTOR LEAD	1	
5-1	33410-26E00	COIL ASSY, IGNITION	1	MODEL T
5-2	33410-26E01	COIL ASSY, IGNITION	1	MODEL V/W/X
6-1	33420-26E00	COIL ASSY, IGNITION	1	MODEL T
6-2	33420-26E01	COIL ASSY, IGNITION	1	MODEL V/W/X
7	09180-06095	SPACER (6X12X10)	2	
8	01550-06203	BOLT	2	MODEL T/V
9	01550-06253	BOLT	2	MODEL T/V
9A	01550-06253	BOLT	4	MODEL W/X
10	33510-48B10	CAP, SPARK PLUG	4	
11	33541-23E01	SEAL, SPARK PLUG CAP	4	
12	33542-38B00	SEAL, HIGH TENSION CORD	4	
13	33543-48B00	COVER, SPARK PLUG CAP	4	
14	09404-06431	CLAMP (L:80)	1	

REFER TO FIG.23A(E-6) FOR GSF1200SAV/SAX

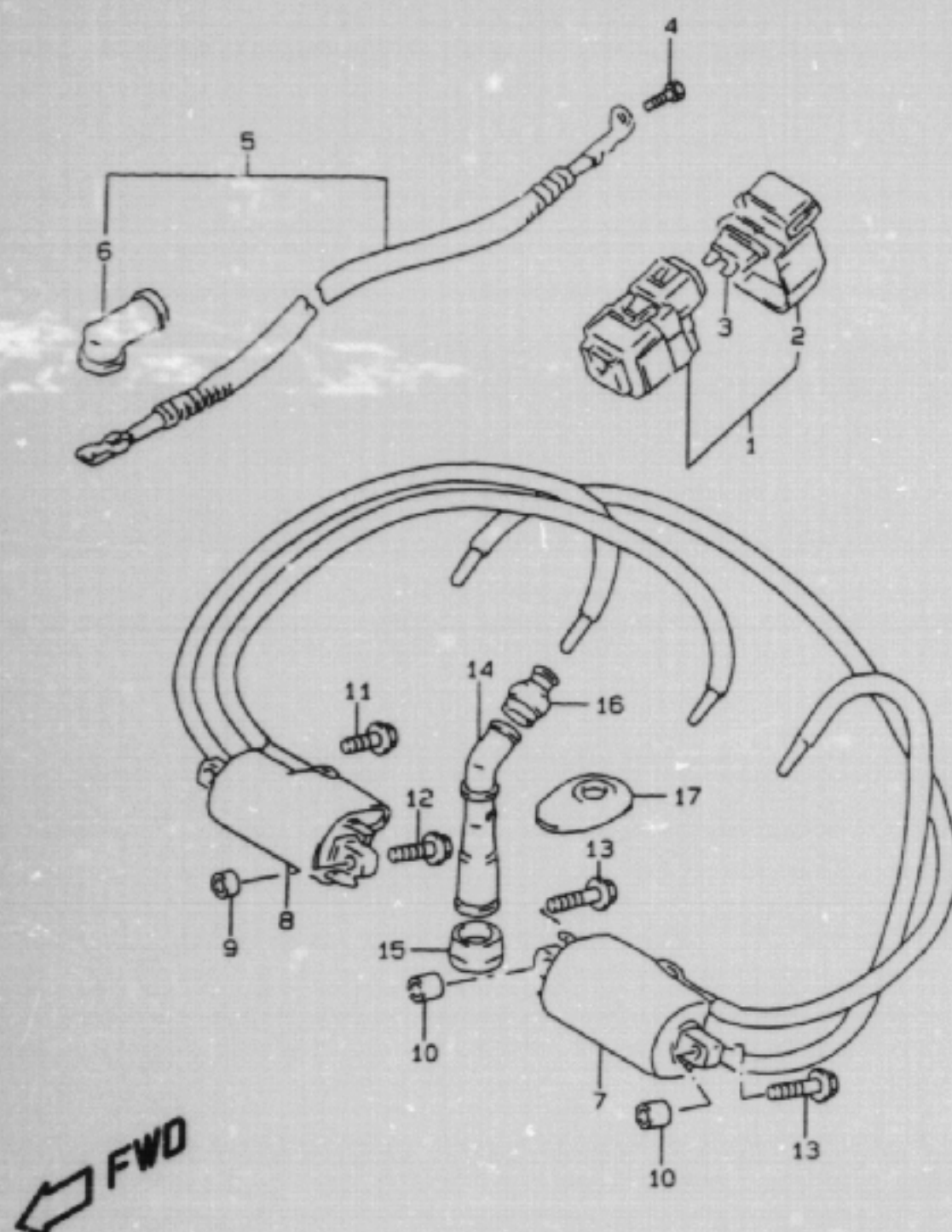
GSF1200SX E2B 23

AIR CLEANER.....	C-07	COWLING BODY.....	G-07	FOOTREST.....	F-06	FRONT WHEEL.....	H-06	LABEL.....	G-11	REAR CUSHION LEVER..	J-04	STAND.....	F-05
ALTERNATOR.....	E-03	COWLING BRACE.....	G-10	FRAME COVER.....	F-12	FUEL COCK.....	F-11	MUFFLER.....	C-08	REAR FENDER.....	G-05	STARTER CLUTCH.....	B-11
BATTERY.....	E-07	CRANKCASE COVER...	B-07	FRAME.....	F-02	FUEL TANK.....	F-09	OIL COOLER.....	C-09	REAR MASTER CYLINDE	J-10	STARTING MOTOR.....	E-02
CAM CHAIN.....	C-03	CRANKCASE.....	B-05	FRONT BRAKE HOSE...	I-02	GEAR SHIFTING.....	D-06	OIL PAN.....	B-08	REAR SWINGING ARM..	J-02	STEERING STEM.....	H-04
CAM SHAFT / VALVE..	C-02	CRANKSHAFT.....	B-10	FRONT BRAKE PIPE...	I-04	HANDLE LEVER.....	G-04	OIL PUMP.....	B-09	REAR WHEEL.....	J-06	TRANSMISSION.....	D-04
CARBURETOR FITTING.	C-06	CYLINDER HEAD COVER	B-02	FRONT CALIPER.....	H-08	HANDLEBAR.....	G-03	OPTIONAL.....	J-13	RIDER HANDLE.....	G-13	TURN SIGNAL LAMP....	E-11
CARBURETOR.....	C-04	CYLINDER HEAD.....	B-03	FRONT DAMPER.....	H-02	HEADLAMP.....	E-10	REAR BRAKE HOSE....	J-12	SEAT.....	G-12	WIRING HARNESS.....	E-13
CLUTCH MASTER CYLIN	I-06	CYLINDER.....	B-04	FRONT FENDER.....	G-02	HORN/HANDLE SWITCH.	E-15	REAR CALIPER.....	J-08	SIGNAL GENERATOR...	E-04		
CLUTCH.....	D-02	ELECTRICAL.....	E-05	FRONT MASTER CYLIND	I-06	HYDRAULIC UNIT.....	I-03	REAR COMBINATION LA	E-12	SPEEDOMETER.....	E-08		

FIG. 23A

E 6

FIG. 23A(E- 6) ELECTRICAL (GSF1200SAV/SAX)



REF. NO.	PART NO.	DESCRIPTION	QTY	REMARKS
1	31800-26E00	RELAY ASSY, STARTING	1	
2	31861-26E00	.COVER	1	
3	09481-30101	.FUSE (30A)	2	
4	09128-06013	SCREW	2	
5	33810-27E00	WIRE, STARTER MOTOR	1	
6	31861-48B10	.CAP	1	
7	33410-27E00	COIL ASSY, .IGNITION	1	
8	33420-27E00	COIL ASSY, IGNITION	1	
9	09180-06095	SPACER (6X12X10)	2	
10	09180-06198	SPACER (6.2X12X16)	2	
11	01500-06203	BOLT	1	
12	01500-06303	BOLT	1	
13	01500-06403	BOLT	2	
14	33510-48B10	CAP, SPARK	4	
15	33541-23E01	SEAL, SPARK	4	
16	33542-38B00	SEAL, HIGH TENSION	4	
17	33543-48B00	COVER, SPARK	4	

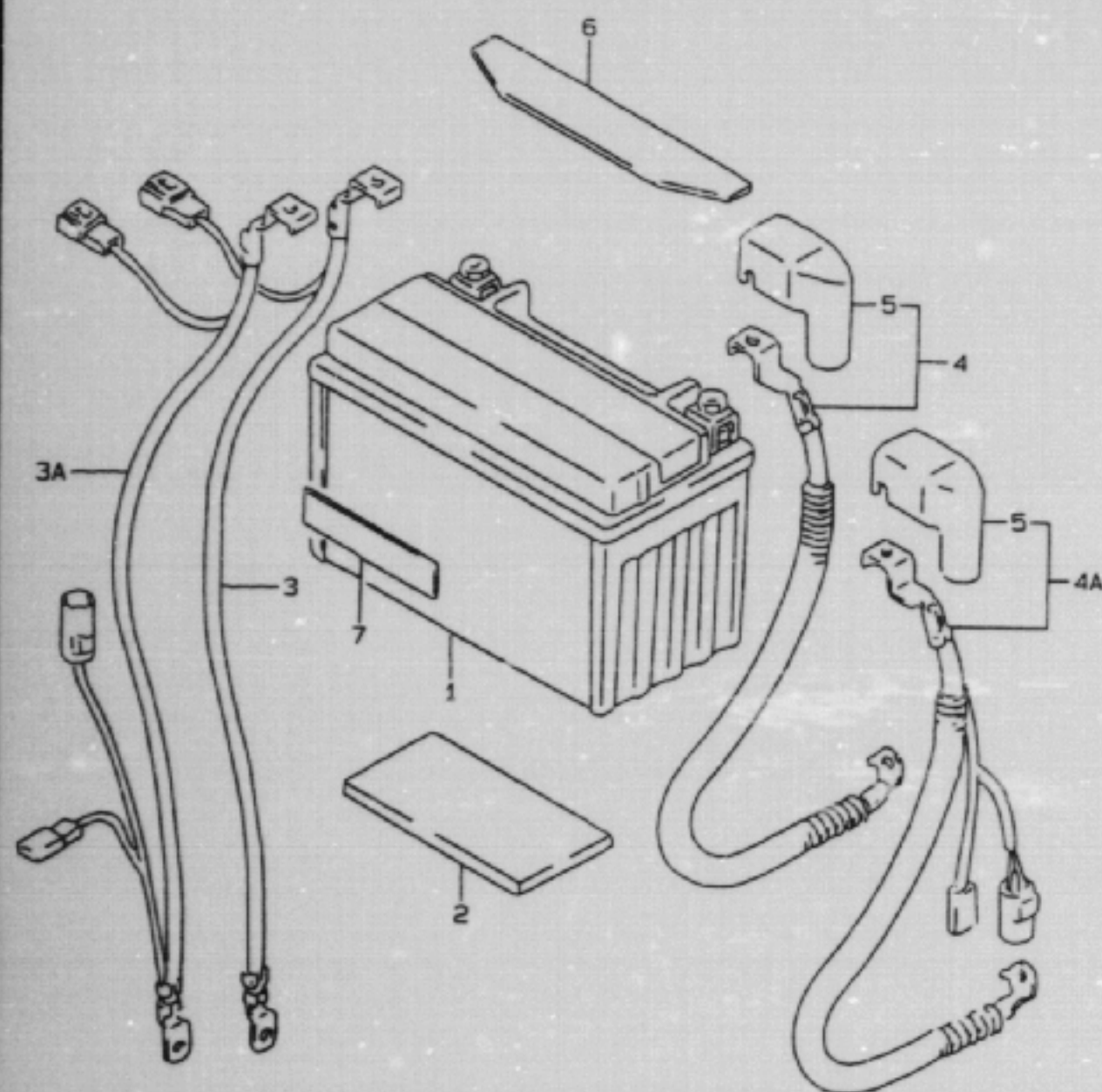
GSF1200SX E28 23A

AIR CLEANER.....	C-07	COWLING BODY.....	G-07	FOOTREST.....	F-06	FRONT WHEEL.....	H-06	LABEL.....	G-11	REAR CUSHION LEVER..	J-04	STAND.....	F-05
ALTERNATOR.....	E-03	COWLING BRACE.....	G-10	FRAME COVER.....	F-12	FUEL COCK.....	F-11	MUFFLER.....	C-08	REAR FENDER.....	G-05	STARTER CLUTCH.....	B-11
BATTERY.....	E-07	CRANKCASE COVER....	B-07	FRAME.....	F-02	FUEL TANK.....	F-09	OIL COOLER.....	C-09	REAR MASTER CYLINDE	J-10	STARTING MOTOR.....	E-02
CAM CHAIN.....	C-03	CRANKCASE.....	B-05	FRONT BRAKE HOSE...	I-02	GEAR SHIFTING.....	D-06	OIL PAN.....	B-08	REAR SWINGING ARM..	J-02	STEERING STEM.....	H-04
CAM SHAFT / VALVE..	C-02	CRANKSHAFT.....	B-10	FRONT BRAKE PIPE...	I-04	HANDLE LEVER.....	G-04	OIL PUMP.....	B-09	REAR WHEEL.....	J-06	TRANSMISSION.....	D-04
CARBURETOR FITTING..	C-06	CYLINDER HEAD COVER	B-02	FRONT CALIPER.....	H-08	HANDLEBAR.....	G-03	OPTIONAL.....	J-13	RIDER HANDLE.....	G-13	TURN SIGNAL LAMP....	E-11
CARBURETOR.....	C-04	CYLINDER HEAD.....	B-03	FRONT DAMPER.....	H-02	HEADLAMP.....	E-10	REAR BRAKE HOSE....	J-12	SEAT.....	G-12	WIRING HARNESS.....	E-13
CLUTCH MASTER CYLIN	I-00	CYLINDER.....	B-04	FRONT FENDER.....	G-02	HORN/HANDLE SWITCH..	E-15	REAR CALIPER.....	J-08	SIGNAL GENERATOR...	E-04		
CLUTCH.....	D-02	ELECTRICAL.....	E-05	FRONT MASTER CYLIND	I-04	HYDRAULIC UNIT.....	I-03	REAR COMBINATION LA	E-12	SPEEDOMETER.....	E-08		

FIG.24

E 7

FIG.24 (E- 7) BATTERY



REF.NO.	PART NO.	DESCRIPTION	Q'TY	REMARKS
1	33610-17E10	BATTERY ASSY (YTX12-BS, 12V, 10AH)	1	
2	33651-37000	CUSHION (170X95X3.0)	1	CUT AS REQUIRED PROFILE (40X20)(40X85)(50X30) (50X115)
3	33860-46E00	WIRE, BATTERY (-)	1	GSF1200ST/SV/SW/SX
3A	33860-27EA0	WIRE, BATTERY (-)	1	GSF1200SAV/SAX
4	33820-26E00	WIRE, BATTERY (+) LEAD	1	GSF1200ST/SV/SW/SX
4A	33820-27EA0	WIRE, BATTERY (+) LEAD	1	GSF1200SAV/SAX
5	33624-43500	.CAP, BATTERY (+) TERMINAL	1	
6	33651-26400	PROTECTOR (30X172X1.5)	1	GSF1200ST/SV/SW/SX
7	33652-26E00	PROTECTOR (20X90X1.0)	2	GSF1200ST/SV/SW/SX

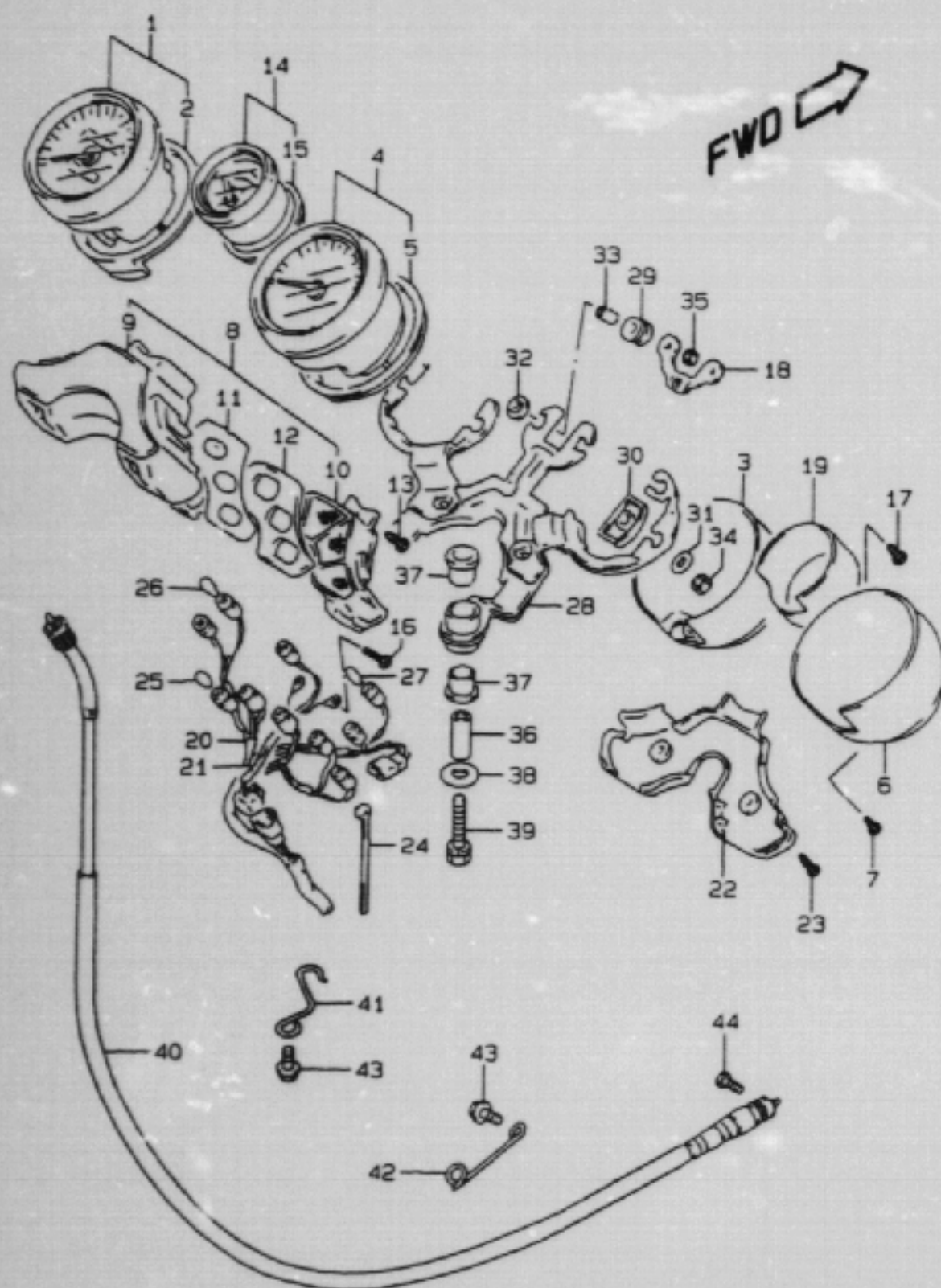
GSF1200SX E28 24

AIR CLEANER.....	C-07	COWLING BODY.....	G-07	FOOTREST.....	F-06	FRONT WHEEL.....	H-06	LABEL.....	G-11	REAR CUSHION LEVER..	J-04	STAND.....	F-05
ALTERNATOR.....	E-03	COWLING BRACE.....	G-10	FRAME COVER.....	F-12	FUEL COCK.....	F-11	MUFFLER.....	C-08	REAR FENDER.....	G-05	STARTER CLUTCH.....	B-11
BATTERY.....	E-07	CRANKCASE COVER....	B-07	FRAME.....	F-02	FUEL TANK.....	F-09	OIL COOLER.....	C-09	REAR MASTER CYLINDE	J-10	STARTING MOTOR.....	E-02
CAM CHAIN.....	C-03	CRANKCASE.....	B-05	FRONT BRAKE HOSE...	I-02	GEAR SHIFTING.....	D-06	OIL PAN.....	B-08	REAR SWINGING ARM..	J-02	STEERING STEM.....	H-04
CAM SHAFT / VALVE..	C-02	CRANKSHAFT.....	B-10	FRONT BRAKE PIPE...	I-04	HANDLE LEVER.....	G-04	OIL PUMP.....	B-09	REAR WHEEL.....	J-06	TRANSMISSION.....	D-04
CARBURETOR FITTING.	C-06	CYLINDER HEAD COVER	B-02	FRONT CALIPER.....	H-08	HANDLEBAR.....	G-03	OPTIONAL.....	J-13	RIDER HANDLE.....	G-13	TURN SIGNAL LAMP....	E-11
CARBURETOR.....	C-04	CYLINDER HEAD.....	B-03	FRONT DAMPER.....	H-02	HEADLAMP.....	E-10	REAR BRAKE HOSE....	J-12	SEAT.....	G-12	WIRING HARNESS.....	E-13
CLUTCH MASTER CYLIN	I-08	CYLINDER.....	B-04	FRONT FENDER.....	G-02	HORN/HANDLE SWITCH.	E-15	REAR CALIPER.....	J-08	SIGNAL GENERATOR...	E-04		
CLUTCH.....	D-02	ELECTRICAL.....	E-05	FRONT MASTER CYLIND	I-06	HYDRAULIC UNIT.....	I-03	REAR COMBINATION LA	E-12	SPEEDOMETER.....	E-08		

FIG. 25

E 8

FIG. 25 (E- 8) SPEEDOMETER



REF.NO.	PART NO.	DESCRIPTION	Q'TY	REMARKS
1-1	34110-26D10	SPEEDOMETER	1	MODEL T
1-2	34110-26D11	SPEEDOMETER	1	MODEL V/W/X
2	34161-26D00	.DAMPER	1	
3	34111-26D01	COVER, SPEEDOMETER	1	
4	34210-27E00	TACHOMETER	1	
5	34161-26D00	.DAMPER	1	
6	34211-26D01	COVER, TACHOMETER	1	
7	03541-14123	SCREW	2	
8-1	36380-26D30	BOX, PILOT	1	GSF1200ST/SV/SW/SX
8-2	36380-27ECO	BOX, PILOT	1	GSF1200SAV/SAX
9	36381-26D00	.CASE, UPPER	1	
10-1	36382-26D10	.LOWER CASE	1	GSF1200ST/SV/SW/SX
10-2	36382-27ECO	.LOWER CASE	1	GSF1200SAV/SAX
11-1	36393-27E00	.PANEL	1	GSF1200ST/SV/SW/SX
11-2	36393-27E60	.PANEL	1	GSF1200SAV/SAX
12	36396-27E00	.GASKET	1	
13	34184-12B00	.SCREW	3	
14	34410-27E00	FUEL METER	1	
15	34161-26D20	.DAMPER	1	
16	34383-09400	SCREW	3	
17	02112-74103	SCREW	1	
18	34313-26D20	PLATE, SETTING	1	
19	34311-26D01	COVER, FUEL METER	1	
20-1	34170-27E20	SOCKET, METER	1	GSF1200ST/SV/SW/SX
20-2	34170-27EA0	SOCKET, METER	1	GSF1200SAV/SAX
21	34170-27E10	SOCKET, FUEL METER	1	
22	36383-26D00	COVER, PILOT BOX	1	
23	03511-04145	SCREW	2	
24	36385-45300	CLAMP	1	
25	09471-12103	BULB (12V,3W)	5	
26	09471-12108	BULB (12V,1.7W)	3	
27	09471-12077	BULB (12V,1.7W)	1	STANLEY, WB121
28	34950-26D20	BRACKET, METER	1	
29	34191-26D10	DAMPER	4	

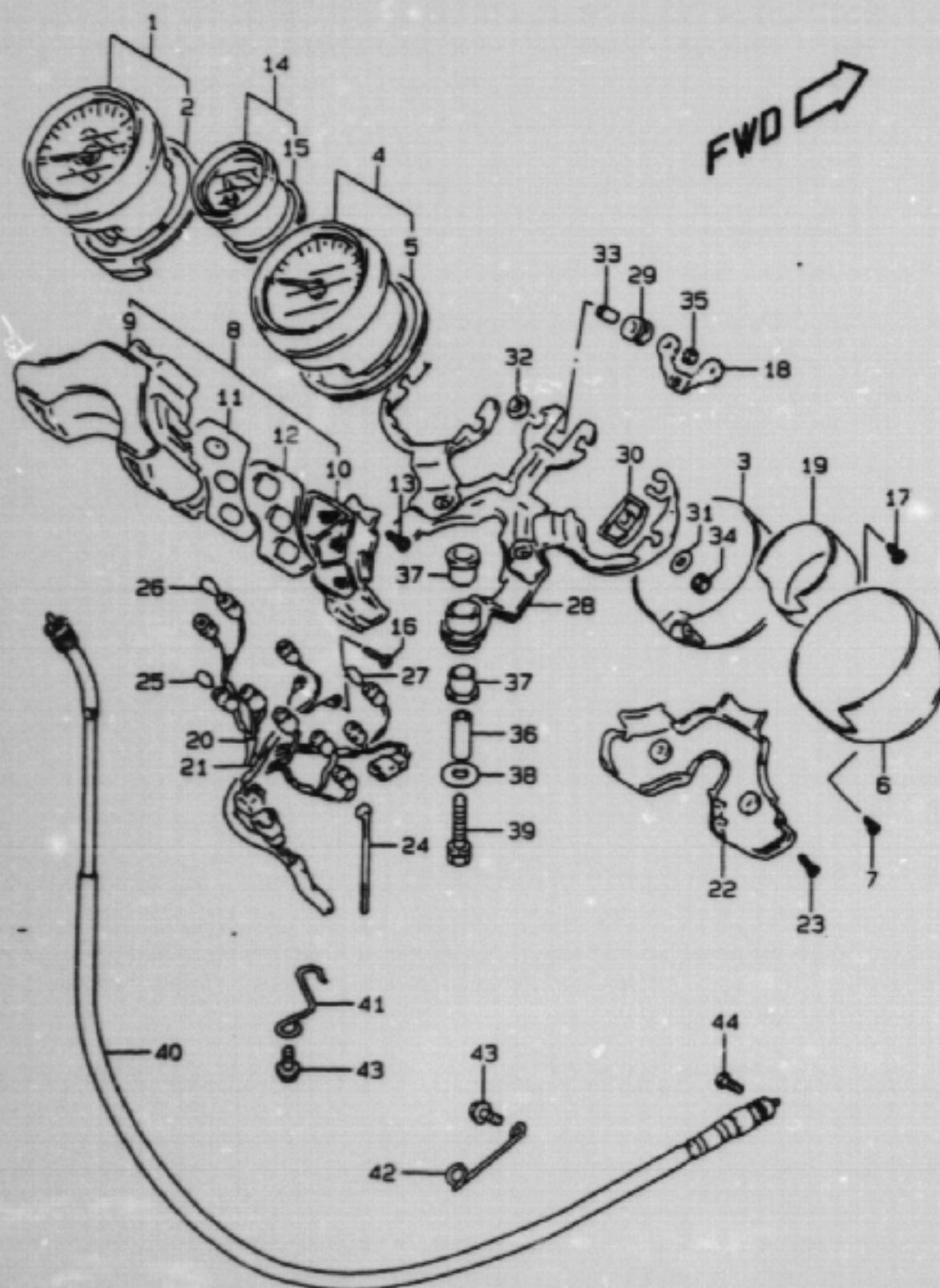
GSF1200SX E28 25

AIR CLEANER.....	C-07	COWLING BODY.....	G-07	FOOTREST.....	F-06	FRONT WHEEL.....	H-06	LABEL.....	G-11	REAR CUSHION LEVER.....	J-04	STAND.....	F-05
ALTERNATOR.....	E-03	COWLING BRACE.....	G-10	FRAME COVER.....	F-12	FUEL COCK.....	F-11	MUFFLER.....	C-08	REAR FENDER.....	G-05	STARTER CLUTCH.....	B-11
BATTERY.....	E-07	CRANKCASE COVER.....	B-07	FRAME.....	F-02	FUEL TANK.....	F-09	OIL COOLER.....	C-09	REAR MASTER CYLINDER.....	J-10	STARTING MOTOR.....	E-02
CAM CHAIN.....	C-03	CRANKCASE.....	B-05	FRONT BRAKE HOSE.....	I-02	GEAR SHIFTING.....	D-06	OIL PAN.....	B-08	REAR SWINGING ARM.....	J-02	STEERING STEM.....	H-04
CAM SHAFT / VALVE.....	C-02	CRANKSHAFT.....	B-10	FRONT BRAKE PIPE.....	I-04	HANDLE LEVER.....	G-04	OIL PUMP.....	B-09	REAR WHEEL.....	J-06	TRANSMISSION.....	D-04
CARBURETOR FITTING.....	C-06	CYLINDER HEAD COVER.....	B-02	FRONT CALIPER.....	H-08	HANDLEBAR.....	G-03	OPTIONAL.....	J-13	RIDER HANDLE.....	G-13	TURN SIGNAL LAMP.....	E-11
CARBURETOR.....	C-04	CYLINDER HEAD.....	B-03	FRONT DAMPER.....	H-02	HEADLAMP.....	E-10	REAR BRAKE HOSE.....	J-12	SEAT.....	G-12	WIRING HARNESS.....	E-13
CLUTCH MASTER CYLINDER.....	I-08	CYLINDER.....	B-04	FRONT FENDER.....	G-02	HORN/HANDLE SWITCH.....	E-15	REAR CALIPER.....	J-08	SIGNAL GENERATOR.....	E-04		
CLUTCH.....	D-02	ELECTRICAL.....	E-05	FRONT MASTER CYLINDER.....	I-06	HYDRAULIC UNIT.....	I-03	REAR COMBINATION LAMP.....	E-12	SPEEDOMETER.....	E-08		

FIG.25

E 9

FIG.25 (E- 9) SPEEDOMETER



REF.NO.	PART NO.	DESCRIPTION	Q'TY	REMARKS
30	34191-26D20	DAMPER	4	
31	09160-05013	WASHER (5.2X16X1)	6	
32	34185-26D00	WASHER, FUEL METER	2	
33	34187-26D00	SPACER, FUEL METER	2	
34	08310-00057	NUT	4	
35	08310-00047	NUT	2	
36	09303-08002	BUSH (L:31)	2	
37	09320-12024	CUSHION	4	
38	09160-08133	WASHER (8.5X26X1.6)	2	
39	01550-08453	BOLT	2	
40	34910-27E01	CABLE ASSY, SPEEDOMETER	1	
41	34938-27E00	GUIDE, SPEEDOMETER CABLE NO.1	1	
42	34939-17D00	GUIDE, SPEEDOMETER CABLE NO.3	1	
43	01550-06123	BOLT	2	
44	02112-05163	SCREW	1	

GSF1200SX E28 25

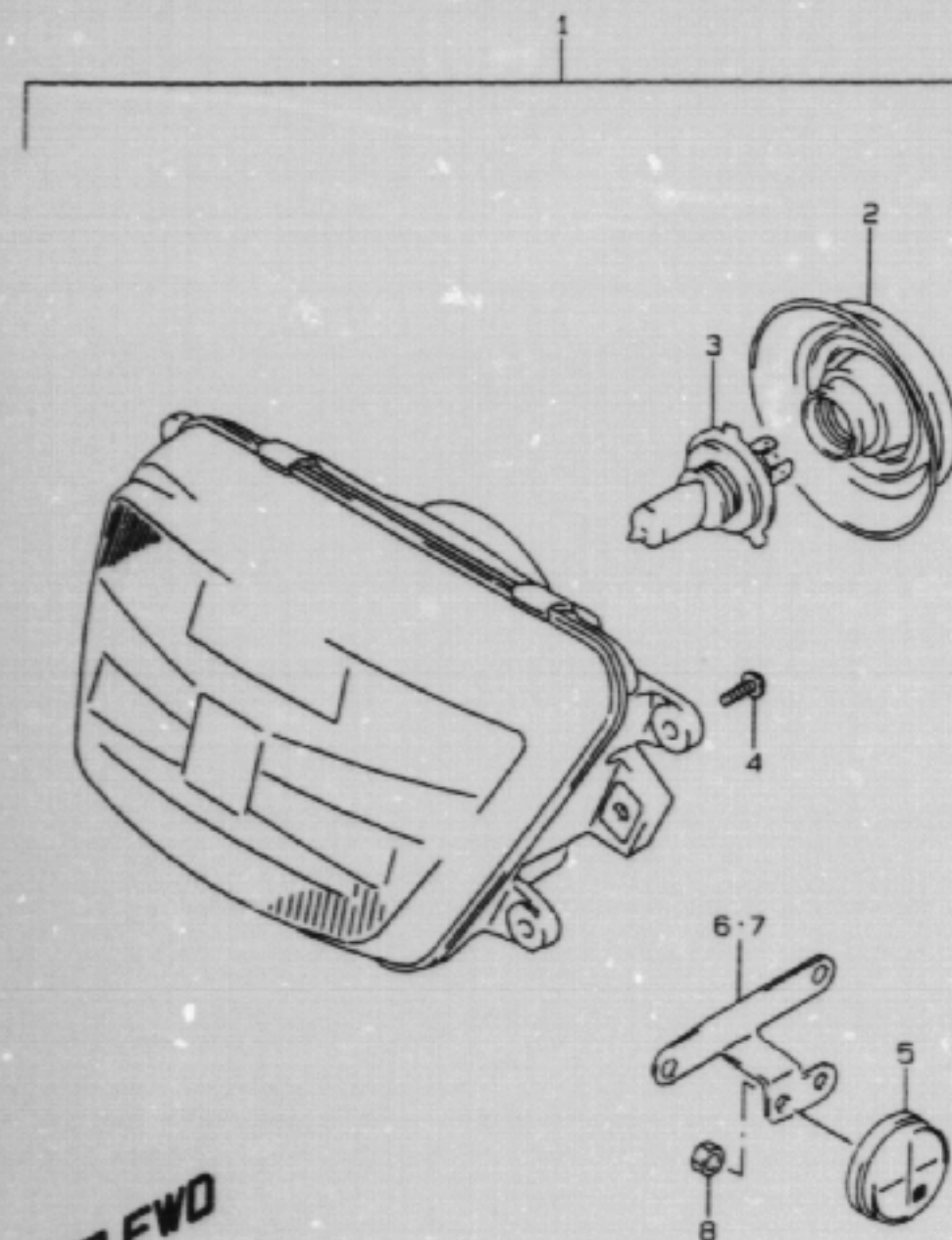
AIR CLEANER.....	C-07	COWLING BODY.....	G-07	FOOTREST.....	F-06	FRONT WHEEL.....	H-06	LABEL.....	G-11	REAR CUSHION LEVER..	J-04	STAND.....	F-05
ALTERNATOR.....	E-03	COWLING BRACE.....	G-10	FRAME COVER.....	F-12	FUEL COCK.....	F-11	MUFFLER.....	C-08	REAR FENDER.....	G-05	STARTER CLUTCH.....	B-11
BATTERY.....	E-07	CRANKCASE COVER...	B-07	FRAME.....	F-02	FUEL TANK.....	F-09	OIL COOLER.....	C-09	REAR MASTER CYLINDE	J-10	STARTING MOTOR.....	E-02
CAM CHAIN.....	C-03	CRANKCASE.....	B-05	FRONT BRAKE HOSE...	I-02	GEAR SHIFTING.....	D-06	OIL PAN.....	B-08	REAR SWINGING ARM..	J-02	STEERING STEM.....	H-04
CAM SHAFT / VALVE..	C-02	CRANKSHAFT.....	B-10	FRONT BRAKE PIPE...	I-04	HANDLE LEVER.....	G-04	OIL PUMP.....	B-09	REAR WHEEL.....	J-06	TRANSMISSION.....	D-04
CARBURETOR FITTING..	C-06	CYLINDER HEAD COVER	B-02	FRONT CALIPER.....	H-08	HANDLEBAR.....	G-03	OPTIONAL.....	J-13	RIDER HANDLE.....	G-13	TURN SIGNAL LAMP....	E-11
CARBURETOR.....	C-04	CYLINDER HEAD.....	B-03	FRONT DAMPER.....	H-02	HEADLAMP.....	E-10	REAR BRAKE HOSE....	J-12	SEAT.....	G-12	WIRING HARNESS.....	E-13
CLUTCH MASTER CYLIN	I-08	CYLINDER.....	B-04	FRONT FENDER.....	G-02	HORN/HANDLE SWITCH..	E-15	REAR CALIPER.....	J-08	SIGNAL GENERATOR...	E-04		
CLUTCH.....	D-02	ELECTRICAL.....	E-05	FRONT MASTER CYLIND	I-06	HYDRAULIC UNIT.....	I-03	REAR COMBINATION LA	E-12	SPEEDOMETER.....	E-08		

FIG.26

E 10

FIG.26 (E-10) HEADLAMP

REF.NO.	PART NO.	DESCRIPTION	Q'TY	REMARKS
1	35100-19D11	HEADLAMP ASSY	1	
2	35173-26B20	.COVER, SOCKET	1	
3	09471-12060	.BULB (12V,60/55W,H4)	1	
4	02142-05163	SCREW	4	
5	35950-14A00	REFLEX REFLECTOR ASSY, FR SIDE	2	
6	35956-40C01	BRACKET, FR SIDE RH	1	
7	35957-40C01	BRACKET, FR SIDE LH	1	
8	08310-00053	NUT	2	



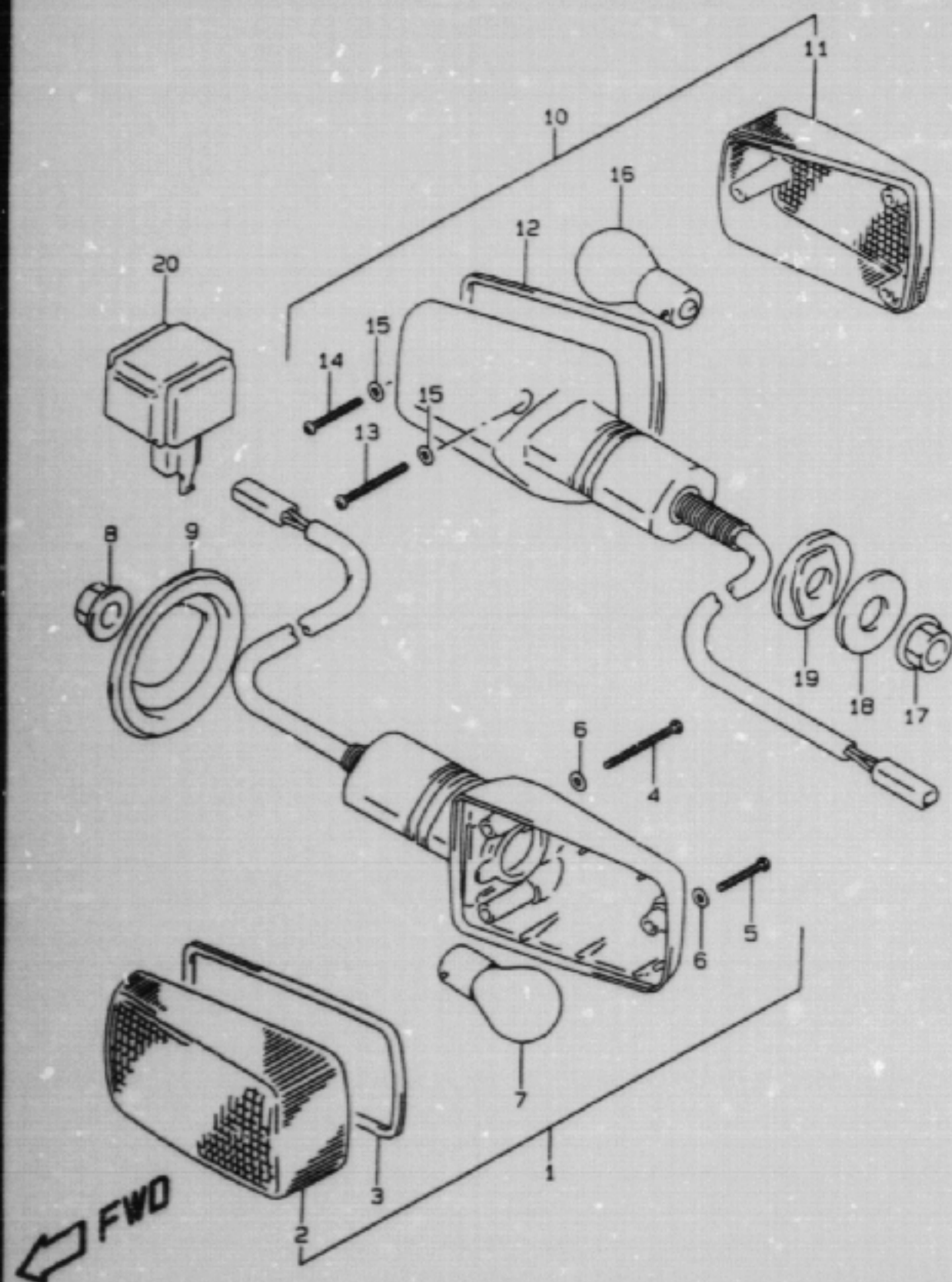
GSF1200SX E28 26

AIR CLEANER.....	C-07	COWLING BODY.....	G-07	FOOTREST.....	F-06	FRONT WHEEL.....	H-06	LABEL.....	G-11	REAR CUSHION LEVER..	J-04	STAND.....	F-05
ALTERNATOR.....	E-03	COWLING BRACE.....	G-10	FRAME COVER.....	F-12	FUEL COCK.....	F-11	MUFFLER.....	C-08	REAR FENDER.....	G-05	STARTER CLUTCH.....	B-11
BATTERY.....	E-07	CRANKCASE COVER....	B-07	FRAME.....	F-02	FUEL TANK.....	F-09	OIL COOLER.....	C-09	REAR MASTER CYLINDE	J-10	STARTING MOTOR.....	E-02
CAM CHAIN.....	C-03	CRANKCASE.....	B-05	FRONT BRAKE HOSE...	I-02	GEAR SHIFTING.....	D-06	OIL PAN.....	B-08	REAR SWINGING ARM..	J-02	STEERING STEN.....	H-04
CAM SHAFT / VALVE..	C-02	CRANKSHAFT.....	B-10	FRONT BRAKE PIPE...	I-04	HANDLE LEVER.....	G-04	OIL PUMP.....	B-09	REAR WHEEL.....	J-06	TRANSMISSION.....	D-04
CARBURETOR FITTING..	C-04	CYLINDER HEAD COVER	B-02	FRONT CALIPER.....	H-08	HANDLEBAR.....	G-03	OPTIONAL.....	J-13	RIDER HANDLE.....	G-13	TURN SIGNAL LAMP....	E-11
CARBURETOR.....	C-04	CYLINDER HEAD.....	B-03	FRONT DAMPER.....	H-02	HEADLAMP.....	E-10	REAR BRAKE HOSE....	J-12	SEAT.....	G-12	WIRING HARNESS.....	E-13
CLUTCH MASTER CYLIN	I-08	CYLINDER.....	B-04	FRONT FENDER.....	G-02	HORN/HANDLE SWITCH..	E-15	REAR CALIPER.....	J-08	SIGNAL GENERATOR...	E-04		
CLUTCH.....	D-02	ELECTRICAL.....	E-05	FRONT MASTER CYLIND	I-06	HYDRAULIC UNIT.....	I-03	REAR COMBINATION LA	E-12	SPEEDOMETER.....	E-08		

FIG. 27

E 11

FIG. 27 (E-11) TURNSIGNAL LAMP



REF.NO.	PART NO.	DESCRIPTION	Q'TY	REMARKS
1	35601-29EC0	LAMP ASSY, FRONT TURNSIGNAL	2	
2	35612-17C20	.LENS	2	
3	35613-27A00	.GASKET	2	
4	35623-27A00	.TAPPING SCREW	4	
5	35725-40511	.TAPPING SCREW	2	
6	35627-27A02	.GASKET	6	
7	09471-12045	.BULB (12V,21W)	2	
8	08316-10103	NUT	2	
9	35674-27A01	GROMET, FRONT TURNSIGNAL	1	
10	35603-21E30	LAMP ASSY, REAR TURNSIGNAL	2	
11	35652-17C20	.LENS	2	
12	35613-27A00	.GASKET	2	
13	35623-27A00	.TAPPING SCREW	4	
14	35725-40511	.TAPPING SCREW	2	
15	35627-27A02	.GASKET	6	
16	09471-12045	.BULB (12V,21W)	2	
17	08310-00103	NUT	2	
18	09160-10501	WASHER (10.5X30.2X3)	2	
19	35695-17C00	SPACER, REAR TURNSIGNAL	2	
20-1	38610-45D01	RELAY ASSY, TURNSIGNAL LAMP	1	~F.NO.V2101285
20-2	38610-25E00	RELAY ASSY, TURNSIGNAL LAMP	1	F.NO.V2101286~

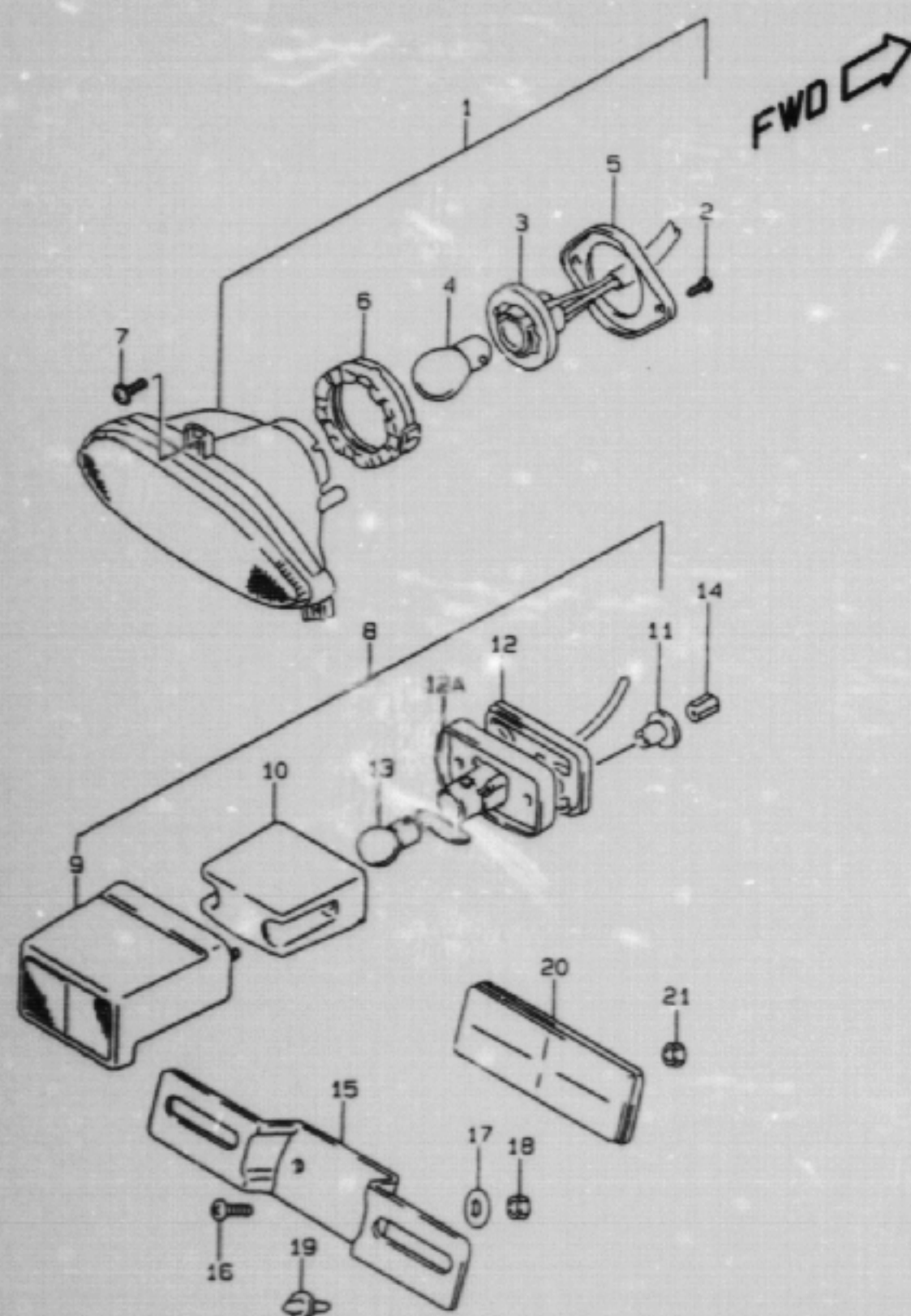
GSF1200SX E28 27

AIR CLEANER.....	C-07	COWLING BODY.....	G-07	FOOTREST.....	F-06	FRONT WHEEL.....	H-06	LABEL.....	G-11	REAR CUSHION LEVER..	J-04	STAND.....	F-05
ALTERNATOR.....	E-03	COWLING BRACE.....	G-10	FRAME COVER.....	F-12	FUEL COCK.....	F-11	MUFFLER.....	C-08	REAR FENDER.....	G-05	STARTER CLUTCH.....	B-11
BATTERY.....	E-07	CRANKCASE COVER.....	B-07	FRAME.....	F-02	FUEL TANK.....	F-09	OIL COOLER.....	C-09	REAR MASTER CYLINDE	J-10	STARTING MOTOR.....	E-02
CAM CHAIN.....	C-03	CRANKCASE.....	B-05	FRONT BRAKE HOSE...	I-02	GEAR SHIFTING.....	D-06	OIL PAN.....	B-08	REAR SWINGING ARN..	J-02	STEERING STEM.....	H-04
CAM SHAFT / VALVE..	C-02	CRANKSHAFT.....	B-10	FRONT BRAKE PIPE...	I-04	HANDLE LEVER.....	G-04	OIL PUMP.....	B-09	REAR WHEEL.....	J-06	TRANSMISSION.....	D-04
CARBURETOR FITTING..	C-06	CYLINDER HEAD COVER	B-02	FRONT CALIPER.....	H-08	HANDLEBAR.....	G-03	OPTIONAL.....	J-13	RIDER HANDLE.....	G-13	TURNSIGNAL LAMP....	E-11
CARBURETOR.....	C-04	CYLINDER HEAD.....	B-03	FRONT DAMPER.....	H-02	HEADLAMP.....	E-10	REAR BRAKE HOSE....	J-12	SEAT.....	G-12	WIRING HARNESS.....	E-13
CLUTCH MASTER CYLIN	I-08	CYLINDER.....	B-04	FRONT FENDER.....	G-02	HORN/HANDLE SWITCH..	E-15	REAR CALIPER.....	J-08	SIGNAL GENERATOR...	E-04		
CLUTCH.....	D-02	ELECTRICAL.....	E-05	FRONT MASTER CYLIND	I-06	HYDRAULIC UNIT.....	I-03	REAR COMBINATION LA	E-12	SPEEDOMETER.....	E-08		

FIG.28

E 12

FIG.28 (E-12) REAR COMBINATION LAMP



REF.NO.	PART NO.	DESCRIPTION	Q'TY	REMARKS
1	35710-26E30	LAMP ASSY, REAR COMBINATION	1	
2	03211-04123	.SCREW	2	
3	35718-26E00	.SOCKET/CORD	1	
4	09471-12083	.BULB (12V,21/5W)	1	
5	35736-48B21	.PLATE	1	
6	35765-48B21	.CUSHION	1	
7	03511-14123	TAPPING SCREW	3	
8	35910-26E30	LAMP ASSY, LICENSE PLATE	1	
9	35917-17C00	.COVER, LICENSE	1	
10	35912-38A30	.LENS	1	
11	35766-24B30	.SPACER	2	
12	35761-24B31	.CUSHION	1	
12A	35913-38A30	.GASKET	1	
13	09471-12140	.BULB (12V,5W)	1	
14	09140-04006	NUT	2	
15	35927-26E30	BRACKET, LICENSE PLATE	1	
16	02142-06123	SCREW	2	
17	09160-06088	WASHER (6.5X20X1.6)	2	
18	08310-00063	NUT	2	
19	09321-06032	CUSHION	1	
20	35970-24D60	REFLEX REFLECTOR ASSY, RR SIDE	2	
21	08310-00053	NUT	2	

GSF1200SX E28 28

AIR CLEANER.....	C-07	COWLING BODY.....	G-07	FOOTREST.....	F-06	FRONT WHEEL.....	H-04	LABEL.....	G-11	REAR CUSHION LEVER.....	J-04	STAND.....	F-05
ALTERNATOR.....	E-03	COWLING BRACE.....	G-10	FRAME COVER.....	F-12	FUEL COCK.....	F-11	MUFFLER.....	C-08	REAR FENDER.....	G-05	STARTER CLUTCH.....	B-11
BATTERY.....	E-07	CRANKCASE COVER.....	B-07	FRAME.....	F-02	FUEL TANK.....	F-09	OIL COOLER.....	C-09	REAR MASTER CYLINDER.....	J-10	STARTING MOTOR.....	E-02
CAM CHAIN.....	C-03	CRANKCASE.....	B-05	FRONT BRAKE HOSE.....	I-02	GEAR SHIFTING.....	D-04	OIL PAN.....	B-08	REAR SWINGING ARM.....	J-02	STEERING STEM.....	H-04
CAM SHAFT / VALVE.....	C-02	CRANKSHAFT.....	B-10	FRONT BRAKE PIPE.....	I-04	HANDLE LEVER.....	G-04	OIL PUMP.....	B-09	REAR WHEEL.....	J-06	TRANSMISSION.....	D-04
CARBURETOR FITTING.....	C-04	CYLINDER HEAD COVER.....	B-02	FRONT CALIPER.....	H-08	HANDLEBAR.....	G-03	OPTIONAL.....	J-13	RIDER HANDLE.....	G-13	TURN SIGNAL LAMP.....	E-11
CARBURETOR.....	C-04	CYLINDER HEAD.....	B-03	FRONT DAMPER.....	H-02	HEADLAMP.....	E-10	REAR BRAKE HOSE.....	J-12	SEAT.....	G-12	WIRING HARNESS.....	E-13
CLUTCH MASTER CYLINDER.....	I-08	CYLINDER.....	B-04	FRONT FENDER.....	G-02	HORN/HANDLE SWITCH.....	E-15	REAR CALIPER.....	J-08	SIGNAL GENERATOR.....	E-04		
CLUTCH.....	D-02	ELECTRICAL.....	E-05	FRONT MASTER CYLINDER.....	I-04	HYDRAULIC UNIT.....	I-03	REAR COMBINATION LAMP.....	E-12	SPEEDOMETER.....	E-08		

FIG.29

E 13

FIG.29 (E-13) WIRING HARNESS (GSF1200ST/SV/SW/SX)

REF.NO.	PART NO.	DESCRIPTION	Q'TY	REMARKS
1	36610-27E10	HARNESS, WIRING	1	
2	36611-38A00	.DIODE	1	
3	36618-15D20	COVER, WIRING HARNESS	1	
4-1	09404-06431	CLAMP (L:80)	1	
4-2	09404-08417	CLAMP (L:45)	1	
5-1	09407-11401	CLAMP (L:95)	2	
5-2	09407-14403	CLAMP (L:125)	8	
5-3	09407-18403	CLAMP (L:165)	6	
6	02142-06123	SCREW, FUEL BOX	2	
7-1	37100-33E00	LOCK ASSY, STEERING	1	MODEL T
7-2	37100-33E01	LOCK ASSY, STEERING	1	MODEL V/W/X
8	09139-08016	SCREW (8X20)	2	
9	38740-26E00	RELAY ASSY, SIDE STAND	1	
10	37840-44X50	SWITCH ASSY, SIDE STAND	1	
11	02142-06203	SCREW	2	
12	37740-24A00	SWITCH ASSY, STOP LAMP	1	
13	09443-06054	SPRING	1	
14	37146-33E00	KEY, BLANK	1	OPT

REFER TO FIG.29A(E-14) FOR GSF1200SAV/SAX

GSF1200SX E28 29

AIR CLEANER.....	C-07	COWLING BODY.....	G-07	FOOTREST.....	F-06	FRONT WHEEL.....	H-06	LABEL.....	G-11	REAR CUSHION LEVER..	J-04	STAND.....	F-05
ALTERNATOR.....	E-03	COWLING BRACE.....	G-10	FRAME COVER.....	F-12	FUEL COCK.....	F-11	MUFFLER.....	C-08	REAR FENDER.....	G-05	STARTER CLUTCH.....	B-11
BATTERY.....	E-07	CRANKCASE COVER...	B-07	FRAME.....	F-02	FUEL TANK.....	F-09	OIL COOLER.....	C-09	REAR MASTER CYLINDE	J-10	STARTING MOTOR.....	E-02
CAM CHAIN.....	C-03	CRANKCASE.....	B-05	FRONT BRAKE HOSE...	I-02	GEAR SHIFTING.....	D-06	OIL PAN.....	B-08	REAR SWINGING ARM..	J-02	STEERING STEM.....	H-04
CAM SHAFT / VALVE..	C-02	CRANKSHAFT.....	B-10	FRONT BRAKE PIPE...	I-04	HANDLE LEVER.....	G-04	OIL PUMP.....	B-09	REAR WHEEL.....	J-06	TRANSMISSION.....	D-04
CARBURETOR FITTING..	C-06	CYLINDER HEAD COVER	B-02	FRONT CALIPER.....	H-06	HANDLEBAR.....	G-03	OPTIONAL.....	J-13	RIDER HANDLE.....	G-13	TURN SIGNAL LAMP....	E-11
CARBURETOR.....	C-04	CYLINDER HEAD.....	B-03	FRONT DAMPER.....	H-02	HEADLAMP.....	E-10	REAR BRAKE HOSE....	J-12	SEAT.....	G-12	WIRING HARNESS.....	E-13
CLUTCH MASTER CYLIN	I-08	CYLINDER.....	B-04	FRONT FENDER.....	G-02	HORN/HANDLE SWITCH..	E-15	REAR CALIPER.....	J-08	SIGNAL GENERATOR...	E-04		
CLUTCH.....	D-02	ELECTRICAL.....	E-05	FRONT MASTER CYLIND	I-06	HYDRAULIC UNIT.....	I-03	REAR COMBINATION LA	E-12	SPEEDOMETER.....	E-08		

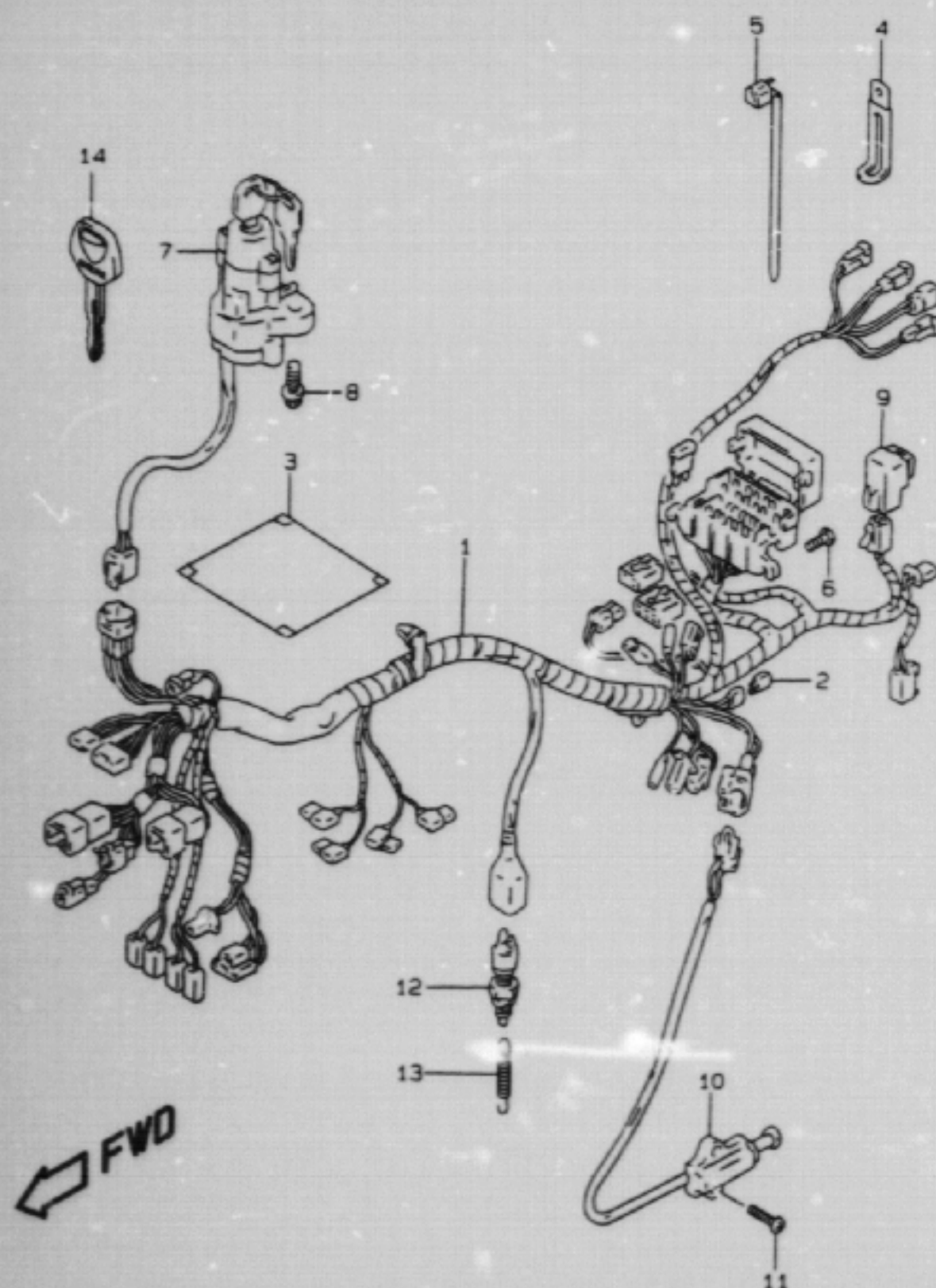
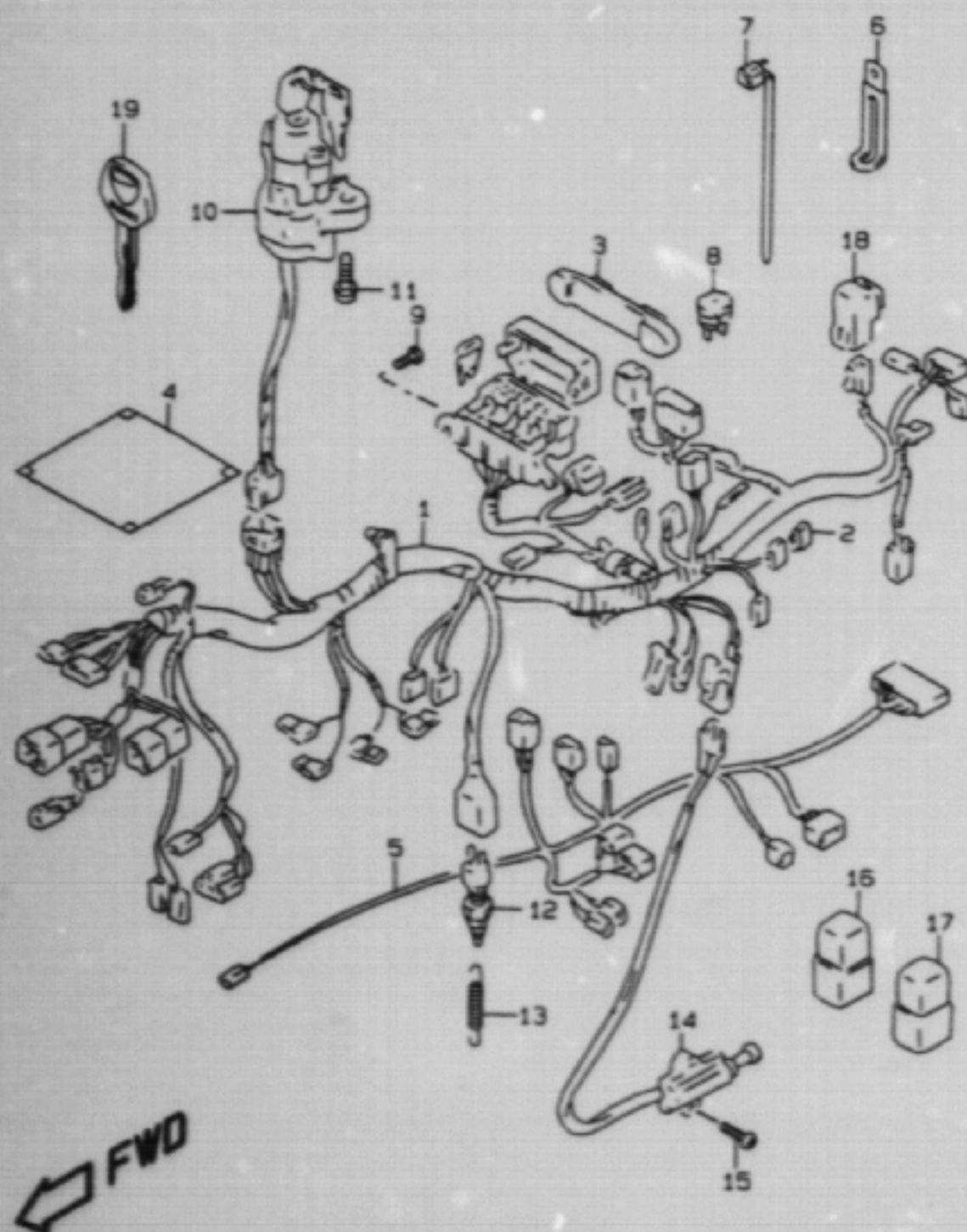


FIG.29A

E 14

FIG.29A(E-14) WIRING HARNESS (GSF1200SAV/SAX)



REF.NO.	PART NO.	DESCRIPTION	Q'TY	REMARKS
1	36610-27E00	HARNESS, WIRING NO.1	1	
2	36611-38A00	.DIODE	1	
3	36744-27E00	.HOLDER, FUSE BOX	1	
4	36618-15020	COVER, WIRING HARNESS	1	
5	36620-27EA0	HARNESS, WIRING NO.2	1	
6-1	09404-06431	CLAMP (L:80)	2	
6-2	09404-08417	CLAMP (L:45)	1	
7-1	09407-11401	CLAMP (L:95)	2	
7-2	09407-14403	CLAMP (L:125)	6	
7-3	09407-18402	CLAMP (L:165)	5	
7-4	09407-25401	CLAMP (L:235)	1	
8	36750-05A00	BREATHER ASSY, CIRCUIT	1	
9	02142-06123	SCREW, FUSE BOX	2	
10	37100-33E01	LOCK ASSY, STEERING	1	
11	09139-08016	SCREW (8X20)	2	
12	37740-24A00	SWITCH ASSY, STOP LAMP	1	
13	09443-06054	SPRING	1	
14	37840-44X50	SWITCH ASSY, SIDE STAND	1	
15	02142-06203	SCREW	2	
16	38860-51E10	RELAY ASSY, ABS MOTOR	1	
17	38860-51E20	RELAY ASSY, ABS VALVE	1	
18	38740-26E00	RELAY ASSY, SIDE STAND	1	
19	37146-33E00	KEY, BLANK	1	OPT

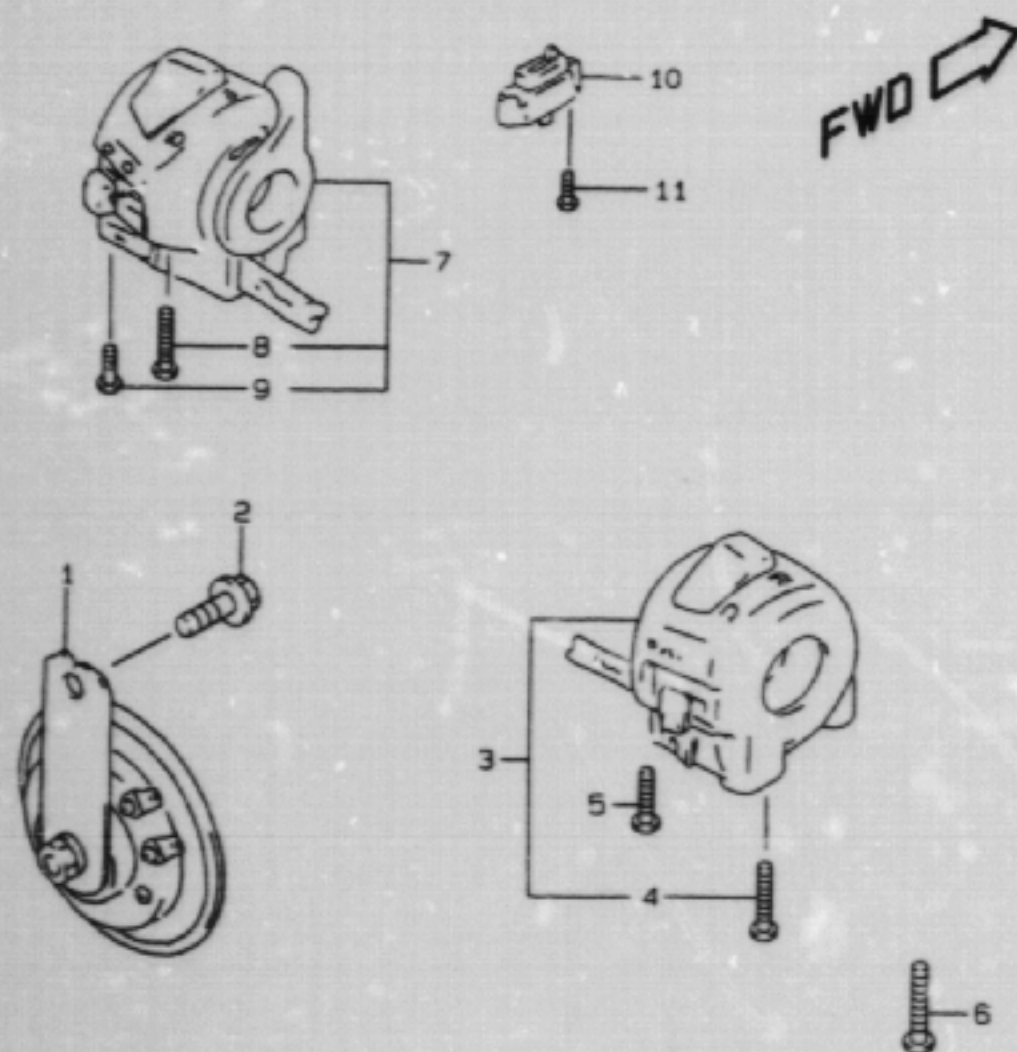
GSF1200SX E28 29A

AIR CLEANER.....	C-07	COWLING BODY.....	G-07	FOOTREST.....	F-06	FRONT WHEEL.....	H-06	LABEL.....	G-11	REAR CUSHION LEVER.....	J-04	STAND.....	F-05
ALTERNATOR.....	E-05	COWLING BRACE.....	G-10	FRAME COVER.....	F-12	FUEL COCK.....	F-11	MUFFLER.....	C-08	REAR FENDER.....	G-05	STARTER CLUTCH.....	B-11
BATTERY.....	E-07	CRANKCASE COVER.....	B-07	FRAME.....	F-02	FUEL TANK.....	F-09	OIL COOLER.....	C-09	REAR MASTER CYLINDER.....	J-10	STEERING MOTOR.....	E-02
CAM CHAIN.....	C-05	CRANKCASE.....	B-05	FRONT BRAKE HOSE.....	I-02	GEAR SHIFTING.....	D-06	OIL PAN.....	B-08	REAR SWINGING ARM.....	J-02	STEERING STEM.....	H-04
CAM SHAFT / VALVE.....	C-02	CRANKSHAFT.....	B-10	FRONT BRAKE PIPE.....	I-04	HANDLE LEVER.....	G-04	OIL PUMP.....	B-09	REAR WHEEL.....	J-06	TRANSMISSION.....	D-04
CARBURETOR FITTING.....	C-04	CYLINDER HEAD COVER.....	B-02	FRONT CALIPER.....	H-08	HANDLEBAR.....	G-03	OPTIONAL.....	J-13	RIDER HANDLE.....	G-13	TURN SIGNAL LAMP.....	E-11
CARBURETOR.....	C-04	CYLINDER HEAD.....	B-03	FRONT DAMPER.....	H-02	HEADLAMP.....	E-10	REAR BRAKE HOSE.....	J-12	SEAT.....	G-12	WIRING HARNESS.....	E-13
CLUTCH MASTER CYLINDER.....	I-08	CYLINDER.....	B-04	FRONT FENDER.....	G-02	HORN/HANDLE SWITCH.....	E-15	REAR CALIPER.....	J-08	SIGNAL GENERATOR.....	E-04		
CLUTCH.....	D-02	ELECTRICAL.....	E-05	FRONT MASTER CYLINDER.....	I-04	HYDRAULIC UNIT.....	I-03	REAR COMBINATION LAMP.....	E-12	SPEEDOMETER.....	E-08		

FIG. 30

E 15

FIG. 30 (E-15) HORN/HANDLE SWITCH



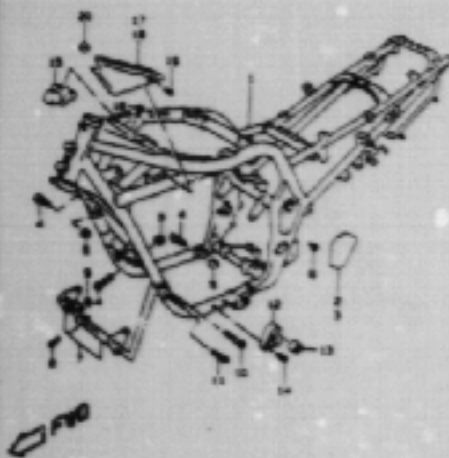
REF.NO.	PART NO.	DESCRIPTION	Q'TY	REMARKS
1-1	38502-21E01	HORN ASSY	1	MODEL T/V
1-2	38502-21E02	HORN ASSY	1	MODEL W/X
2	01550-08123	BOLT	2	
3-1	37200-27E30	SWITCH ASSY, HANDLE RH	1	MODEL T
3-2	37200-33E31	SWITCH ASSY, HANDLE RH	1	MODEL V/W/X
4	02112-05503	.SCREW	1	
5	02112-05303	.SCREW	1	
6	02112-05103	SCREW, THROTTLE CABLE	1	
7-1	37400-26E30	SWITCH ASSY, HANDLE LH	1	MODEL T/V/W
7-2	37400-26E31	SWITCH ASSY, HANDLE LH	1	MODEL X
8	02112-05503	.SCREW	1	
9	02112-05253	.SCREW	1	
10	37560-38A00	SWITCH ASSY, CLUTCH	1	
11	37564-26E00	SCREW	2	

GSF1200SX E28 30

AIR CLEANER.....	C-07	COWLING BODY.....	G-07	FOOTREST.....	F-06	FRONT WHEEL.....	H-06	LABEL.....	G-11	REAR CUSHION LEVER.....	J-04	STAND.....	F-05
ALTERNATOR.....	E-03	COWLING BRACE.....	G-10	FRAME COVER.....	F-12	FUEL COCK.....	F-11	MUFFLER.....	C-08	REAR FENDER.....	G-05	STARTER CLUTCH.....	B-11
BATTERY.....	E-07	CRANKCASE COVER.....	B-07	FRAME.....	F-02	FUEL TANK.....	T-09	OIL COOLER.....	C-09	REAR MASTER CYLINDER.....	J-10	STARTING MOTOR.....	E-02
CAN CHAIN.....	C-03	CRANKCASE.....	B-05	FRONT BRAKE HOSE.....	I-02	GEAR SHIFTING.....	D-04	OIL PAN.....	B-08	REAR SWINGING ARM.....	J-02	STEERING STEM.....	H-04
CAM SHAFT / VALVE.....	C-02	CRANKSHAFT.....	B-10	FRONT BRAKE PIPE.....	I-04	HANDLE LEVER.....	G-04	OIL PUMP.....	B-09	REAR WHEEL.....	J-06	TRANSMISSION.....	D-04
CARBURETOR FITTING.....	C-04	CYLINDER HEAD COVER.....	B-02	FRONT CALIPER.....	H-08	HANDLEBAR.....	G-03	OPTIONAL.....	J-13	RIDER HANDLE.....	G-13	TURN SIGNAL LAMP.....	E-11
CARBURETOR.....	C-04	CYLINDER HEAD.....	B-03	FRONT DAMPER.....	H-02	HEADLAMP.....	E-10	REAR BRAKE HOSE.....	J-12	SEAT.....	G-12	WIRING HARNESS.....	E-13
CLUTCH MASTER CYLINDER.....	I-08	CYLINDER.....	B-04	FRONT FENDER.....	G-02	HORN/HANDLE SWITCH.....	E-15	REAR CALIPER.....	J-08	SIGNAL GENERATOR.....	E-04		
CLUTCH.....	D-02	ELECTRICAL.....	E-05	FRONT MASTER CYLINDER.....	I-06	HYDRAULIC UNIT.....	I-03	REAR COMBINATION LAMP.....	E-12	SPEEDOMETER.....	E-08		

FIG. 31

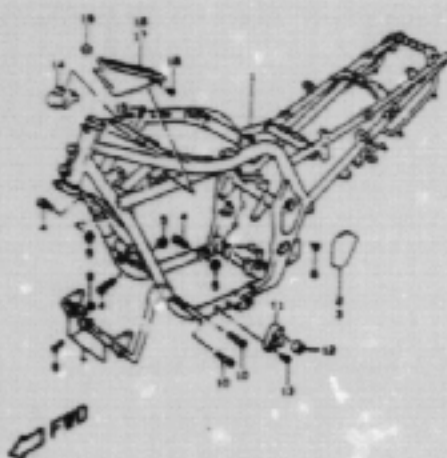
F 2



GSF1200SX E2B 31

FIG. 31A

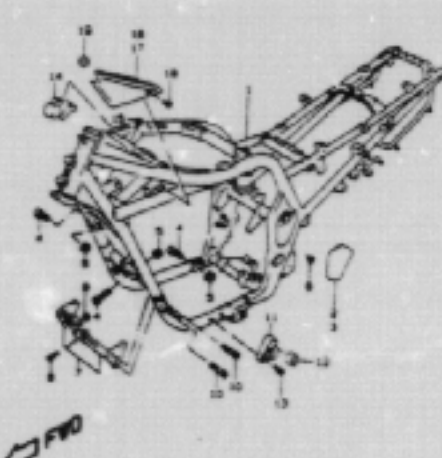
F 3



GSF1200SX E2B 31A

FIG. 31B

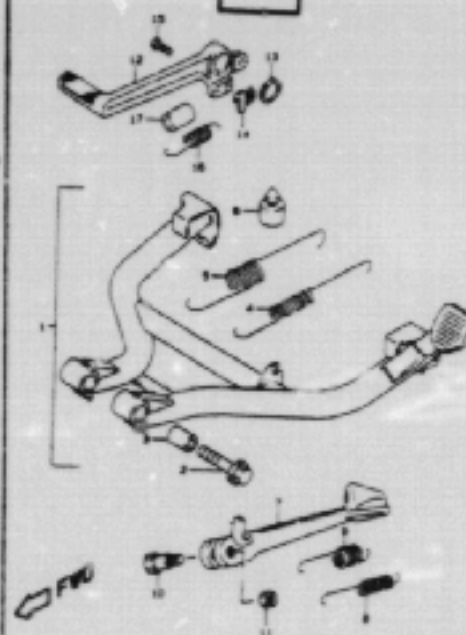
F 4



GSF1200SX E2B 31B

FIG. 32

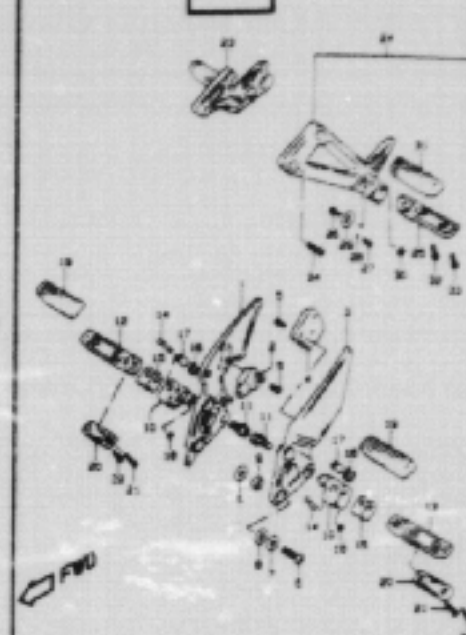
F 5



GSF1200SX E2B 32

FIG. 33

F 6



GSF1200SX E2B 33

FIG. 33A


F 8



GSF1200SX E2B 33A

FIG. 34

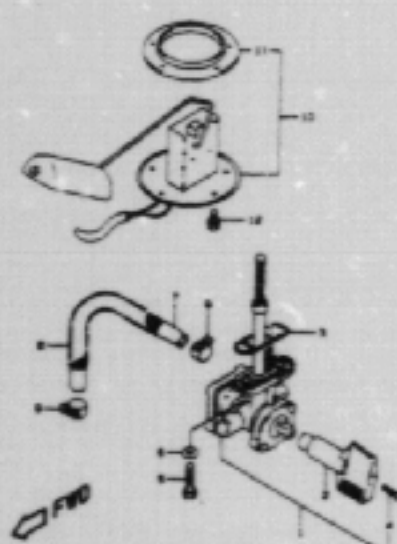
F 9



GSF1200SX E2B 34

FIG. 35

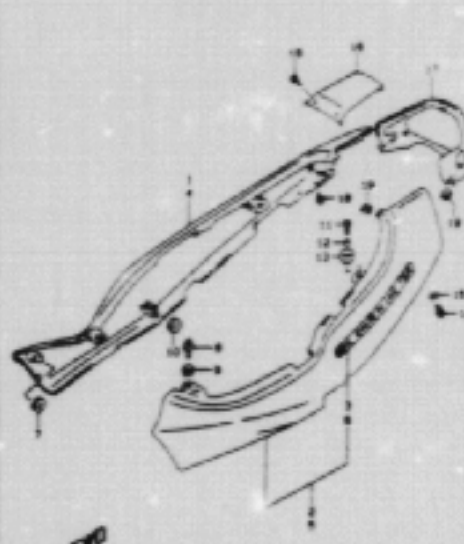
F 11



GSF1200SX E2B 35

FIG. 36

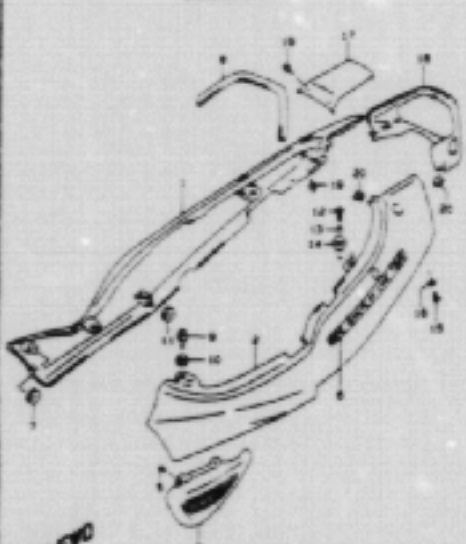
F 12



GSF1200SX E2B 36

FIG. 36A

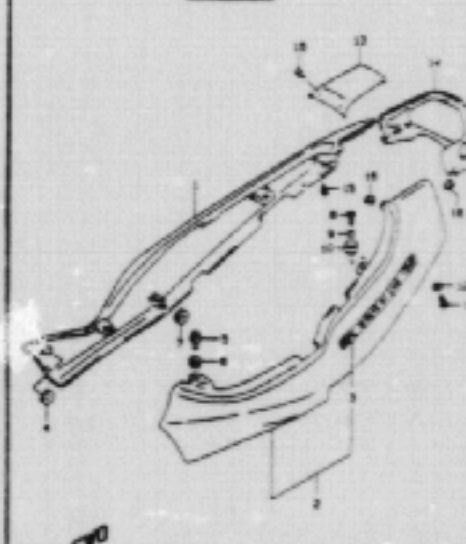
F 13



GSF1200SX E2B 36A

FIG. 36B

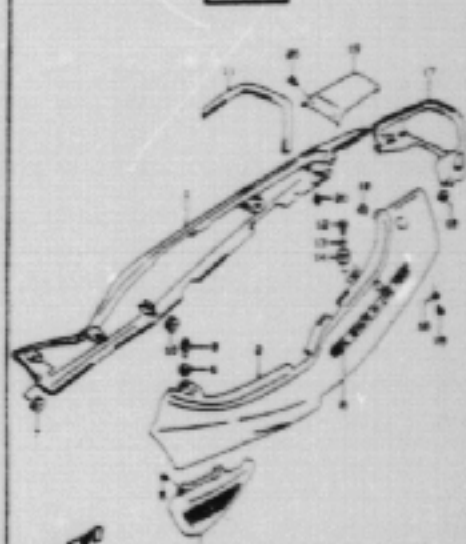
F 14



GSF1200SX E2B 36B

FIG. 36C

F 15

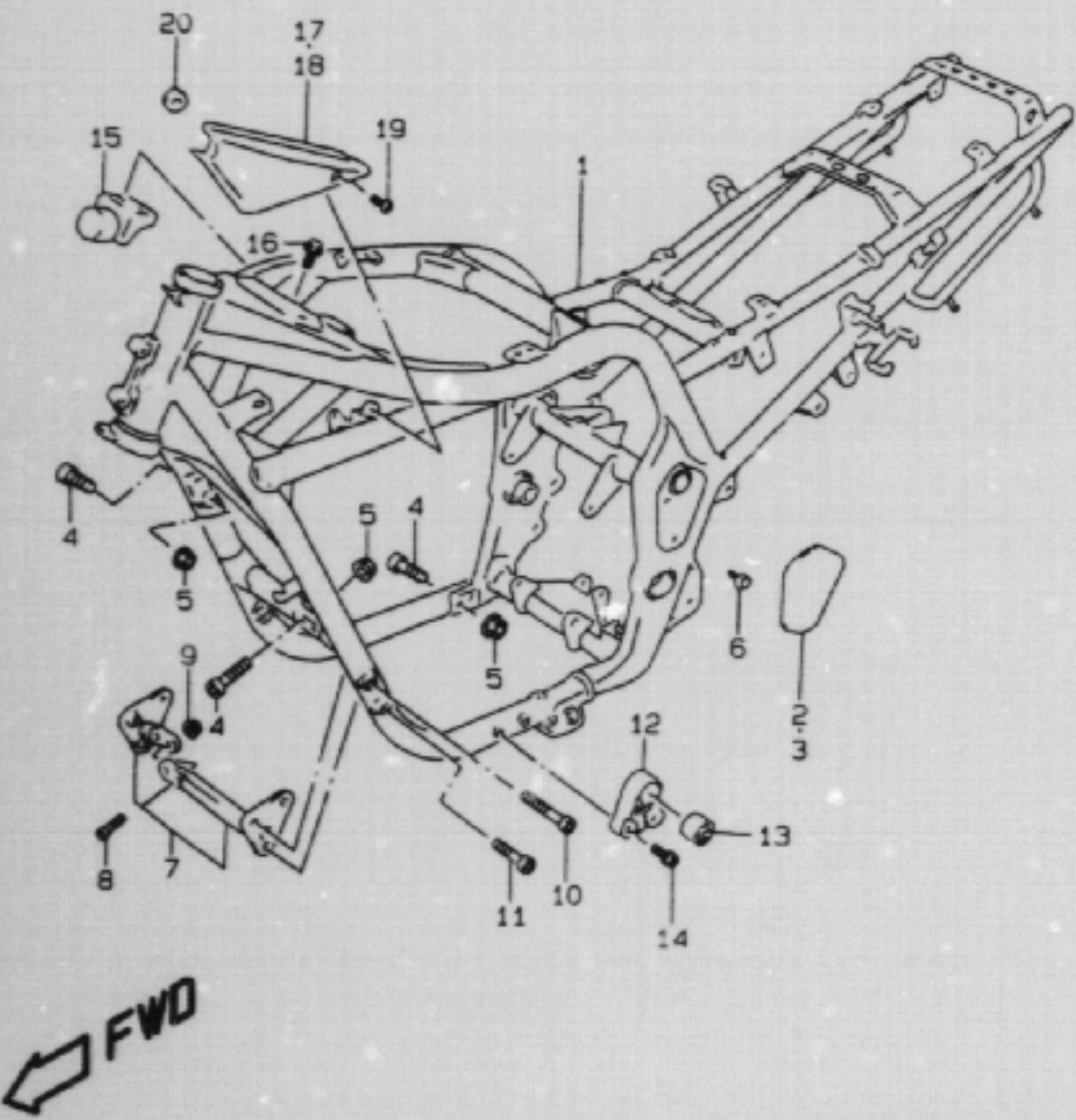


GSF1200SX E2B 36C

AIR CLEANER.....	C-07	COWLING BODY.....	C-07	FOOTREST.....	F-06	FRONT WHEEL.....	H-06	LABEL.....	G-11	REAR CUSHION LEVER..	J-04	STAND.....	F-05
ALTERNATOR.....	E-03	COWLING BRACE.....	G-10	FRAME COVER.....	F-12	FUEL COCK.....	F-11	MUFFLER.....	C-08	REAR FENDER.....	G-05	STARTER CLUTCH.....	B-11
BATTERY.....	E-07	CRANKCASE COVER....	B-07	FRAME.....	F-02	FUEL TANK.....	F-09	OIL COOLER.....	C-09	REAR MASTER CYLINDE	J-10	STARTING MOTOR.....	E-02
CAM CHAIN.....	C-03	CRANKCASE.....	B-05	FRONT BRAKE HOSE...	I-02	GEAR SHIFTING.....	D-04	OIL PAN.....	B-08	REAR SWINGING ARM..	J-02	STEERING STEM.....	H-04
CAM SHAFT / VALVE..	C-02	CRANKSHAFT.....	B-10	FRONT BRAKE PIPE...	I-04	HANDLE LEVER.....	G-04	OIL PUMP.....	B-09	REAR WHEEL.....	J-06	TRANSMISSION.....	D-04
CARBURETOR FITTING.	C-06	CYLINDER HEAD COVER	B-02	FRONT CALIPER.....	H-08	HANDLEBAR.....	G-03	OPTIONAL.....	J-13	RIDER HANDLE.....	G-13	TURN SIGNAL LAMP....	E-11
CARBURETOR.....	C-04	CYLINDER HEAD.....	B-03	FRONT DAMPER.....	H-02	HEADLAMP.....	E-10	REAR BRAKE HOSE....	J-12	SEAT.....	G-12	WIRING HARNESS.....	E-13
CLUTCH MASTER CYLIN	I-08	CYLINDER.....	B-04	FRONT FENDER.....	G-02	HORN/HANDLE SWITCH.	E-15	REAR CALIPER.....	J-08	SIGNAL GENERATOR...	E-04		
CLUTCH.....	D-02	ELECTRICAL.....	E-05	FRONT MASTER CYLIND	I-04	HYDRAULIC UNIT.....	I-03	REAR COMBINATION LA	E-12	SPEEDOMETER.....	E-08		

FIG.31

FIG.31 (F- 2) FRAME (MODEL T)



REF.NO.	PART NO.	DESCRIPTION	Q'TY	REMARKS
1-1	41100-27E60-22U	FRAME (MAROON)	1	
1-2	41100-27E60-33J	FRAME (BLACK)	1	
1-3	41100-27E60-Y98	FRAME (GREEN)	1	
2	41639-26E00	COVER, FRAME BODY RH	1	
3	41649-26E00	COVER, FRAME BODY LH	1	
4	09106-10019	BOLT (10X33)	6	
5	08319-31103	NUT	6	
6	09409-07329	CLIP	4	
7-1	41900-27E00-22U	PLATE, ENGINE MOUNT (MAROON)	1	
7-2	41900-27E00-33J	PLATE, ENGINE MOUNT (BLACK)	1	
7-3	41900-27E00-Y98	PLATE, ENGINE MOUNT (GREEN)	1	
8	07120-10303	.BOLT	2	
9	08319-31103	.NUT	2	
10	07130-08503	BOLT	2	
11	07130-08453	BOLT	2	
12	41931-27E50	BRACKET, ENGINE MOUNT NO.2	2	
13	41932-27E50	BUSH	2	
14	07120-08253	BOLT	4	
15	42550-27E50	DAMPER, FRAME	1	
16	01550-06123	BOLT	2	
17	47511-26E00-291	COVER, FRAME HEAD RH (BLACK)	1	
18	47521-26E00-291	COVER, FRAME HEAD LH (BLACK)	1	
19	09139-05021	SCREW	2	
20	09320-08013	CUSHION	2	

REFER TO FIG.31A(F-3) FOR MODEL V/W
REFER TO FIG.31B(F-4) FOR MODEL X

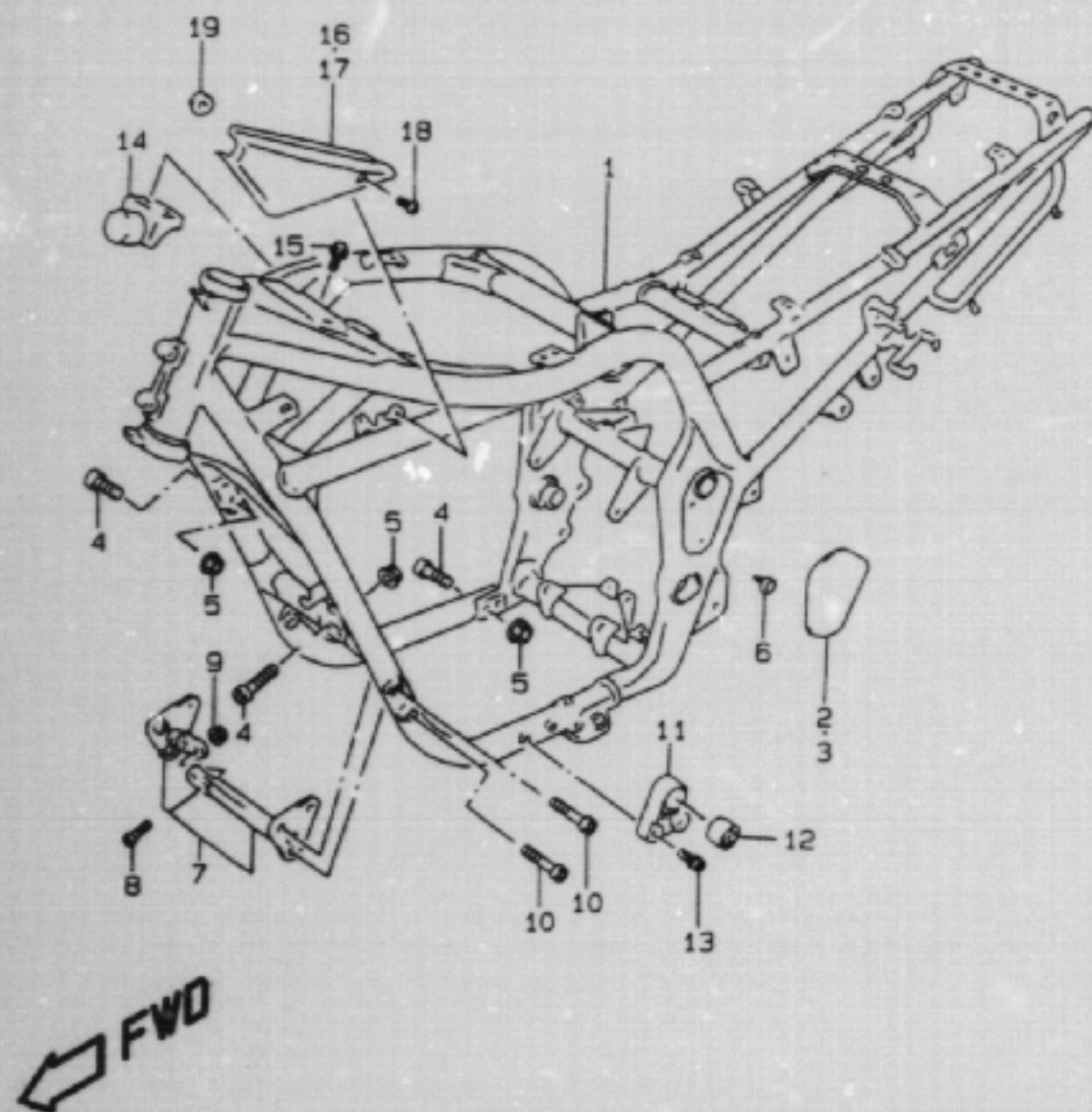
GSF1200SX E28 31

AIR CLEANER.....	C-07	COWLING BODY.....	G-07	FOOTREST.....	F-06	FRONT WHEEL.....	H-06	LABEL.....	G-11	REAR CUSHION LEVER..	J-04	STAND.....	F-05
ALTERNATOR.....	E-03	COWLING BRACE.....	G-10	FRAME COVER.....	F-12	FUEL COCK.....	F-11	MUFFLER.....	C-08	REAR FENDER.....	G-05	STARTER CLUTCH.....	S-11
BATTERY.....	E-07	CRANKCASE COVER....	B-07	FRAME.....	F-02	FUEL TANK.....	F-09	OIL COOLER.....	C-09	REAR MASTER CYLINDE	J-10	STARTING MOTOR.....	E-02
CAM CHAIN.....	C-03	CRANKCASE.....	B-05	FRONT BRAKE HOSE...	I-02	GEAR SHIFTING.....	D-06	OIL PAN.....	B-08	REAR SWINGING ARM..	J-02	STEERING STEM.....	H-04
CAM SHAFT / VALVE..	C-02	CRANKSHAFT.....	B-10	FRONT BRAKE PIPE...	I-04	HANDLE LEVER.....	G-04	OIL PUMP.....	B-09	REAR WHEEL.....	J-06	TRANSMISSION.....	D-04
CARBURETOR FITTING..	C-06	CYLINDER HEAD COVER	B-02	FRONT CALIPER.....	H-08	HANDLEBAR.....	G-03	OPTIONAL.....	J-13	RIDER HANDLE.....	G-13	TURN SIGNAL LAMP....	E-11
CARBURETOR.....	C-04	CYLINDER HEAD.....	B-03	FRONT DAMPER.....	H-02	HEADLAMP.....	E-10	REAR BRAKE HOSE....	J-12	SEAT.....	S-12	WIRING HARNESS.....	E-13
CLUTCH MASTER CYLIN	I-08	CYLINDER.....	B-04	FRONT FENDER.....	G-02	HORN/HANDLE SWITCH..	E-15	REAR CALIPER.....	J-08	SIGNAL GENERATOR...	E-04		
CLUTCH.....	D-02	ELECTRICAL.....	E-05	FRONT MASTER CYLIND	I-06	HYDRAULIC UNIT.....	I-03	REAR COMBINATION LA	E-12	SPEEDOMETER.....	E-08		

FIG. 31A

F 3

FIG. 31A(F- 3) FRAME (MODEL V/W)



REF.NO.	PART NO.	DESCRIPTION	Q'TY	REMARKS
1-1	41100-27E60-22U	FRAME (MAROON)	1	GSF1200SV/SW
1-2	41100-27E60-YON	FRAME (BLUE)	1	GSF1200SV
1-3	41100-27E20-YON	FRAME (BLUE)	1	GSF1200SAV
1-4	41100-27E60-33J	FRAME (BLACK)	1	GSF1200SW
2	41639-26E00	COVER, FRAME BODY RH	1	
3	41349-26E00	COVER, FRAME BODY LH	1	
4	09106-10019	BOLT (10X33)	6	
5	08319-31103	NUT	6	
6	09409-07329	CLIP	4	
7-1	41900-27E00-22U	PLATE, ENGINE MOUNT (MAROON)	1	
7-2	41900-27E00-YON	PLATE, ENGINE MOUNT (BLUE)	1	MODEL V
7-3	41900-27E00-33J	PLATE, ENGINE MOUNT (BLACK)	1	MODEL W
7-4	41900-27E00-1UH	PLATE, ENGINE MOUNT (GREEN)	1	MODEL W
7-5	41900-27E00-Y4H	PLATE, ENGINE MOUNT (SILVER)	1	MODEL W
8	07120-10303	.BOLT	2	
9	08319-31103	.NUT	2	
10	07130-08503	BOLT	2	
11	41931-27E50	BRACKET, ENGINE MOUNT NO.2	2	
12	41932-27E50	BUSH	2	
13	07120-08253	BOLT	4	
14	42550-27E50	DAMPER, FRAME	1	
15	01550-06123	BOLT	2	
16	47511-26E00-291	COVER, FRAME HEAD RH (BLACK)	1	
17	47521-26E00-291	COVER, FRAME HEAD LH (BLACK)	1	
18	09139-05021	SCREW	2	
19	09320-08013	CUSHION	2	

REFER TO FIG.31B(F-4) FOR MODEL X

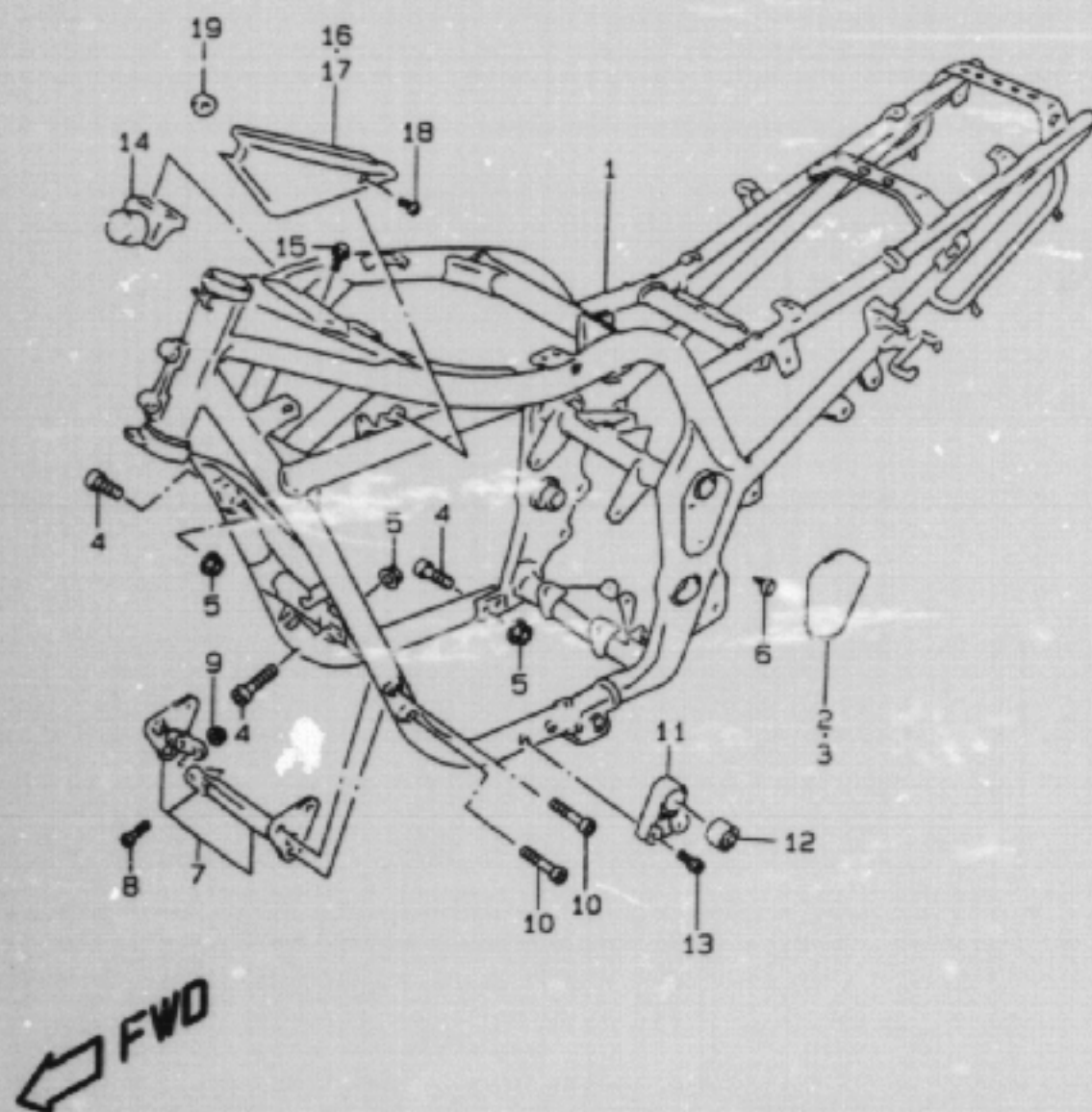
GSF1200SX E28 31A

AIR CLEANER.....	C-07	COWLING BODY.....	G-07	FOOTREST.....	F-06	FRONT WHEEL.....	H-06	LABEL.....	G-11	REAR CUSHION LEVER.....	J-04	STAND.....	F-05
ALTERNATOR.....	E-03	COWLING BRACE.....	G-10	FRAME COVER.....	F-12	FUEL COCK.....	F-11	MUFFLER.....	C-08	REAR FENDER.....	G-05	STARTER CLUTCH.....	B-11
BATTERY.....	E-07	CRANKCASE COVER.....	B-07	FRAME.....	F-02	FUEL TANK.....	F-09	OIL COOLER.....	C-09	REAR MASTER CYLINDER.....	J-10	STARTING MOTOR.....	E-32
CAM CHAIN.....	C-03	CRANKCASE.....	B-05	FRONT BRAKE HOSE.....	I-02	GEAR SHIFTING.....	D-06	OIL PAN.....	B-08	REAR SWINGING ARM.....	J-02	STEERING STEM.....	H-04
CAM SHAFT / VALVE.....	C-02	CRANKSHAFT.....	B-10	FRONT BRAKE PIPE.....	I-04	HANDLE LEVER.....	G-04	OIL PUMP.....	B-09	REAR WHEEL.....	J-06	TRANSMISSION.....	D-04
CARBURETOR FITTING.....	C-06	CYLINDER HEAD COVER.....	B-02	FRONT CALIPER.....	H-08	HANDLEBAR.....	G-03	OPTIONAL.....	J-13	RIDER HANDLE.....	G-13	TURN SIGNAL LAMP.....	E-11
CARBURETOR.....	C-04	CYLINDER HEAD.....	B-03	FRONT DAMPER.....	H-02	HEADLAMP.....	E-10	REAR BRAKE HOSE.....	J-12	SEAT.....	G-12	WIRING HARNESS.....	E-13
CLUTCH MASTER CYLINDER.....	I-08	CYLINDER.....	B-04	FRONT FENDER.....	G-02	HORN/HANDLE SWITCH.....	E-15	REAR CALIPER.....	J-08	SIGNAL GENERATOR.....	E-04		
CLUTCH.....	D-02	ELECTRICAL.....	E-05	FRONT MASTER CYLINDER.....	I-06	HYDRAULIC UNIT.....	I-03	REAR COMBINATION LAMP.....	E-12	SPEEDOMETER.....	E-08		

FIG. 31B

F 4

FIG. 31B(F- 4) FRAME (MODEL X)



REF.NO.	PART NO.	DESCRIPTION	Q'TY	REMARKS
1-1	41100-27E61-22U	FRAME (MAROON)	1	GSF1200SX
1-2	41100-27E61-33J	FRAME (BLACK)	1	GSF1200SX
1-3	41100-27E61-Y7F	FRAME (BLUE)	1	GSF1200SX
1-4	41100-27E61-Y7G	FRAME (BLACK)	1	GSF1200SX
1-5	41100-27E21-22U	FRAME (MAROON)	1	GSF1200SAX
1-6	41100-27E21-33J	FRAME (BLACK)	1	GSF1200SAX
1-7	41100-27E21-Y7F	FRAME (BROWN)	1	GSF1200SAX
1-8	41100-27E21-Y7G	FRAME (GREEN)	1	GSF1200SAX
2	41639-26E00	COVER, FRAME BODY RH	1	
3	41649-26E00	COVER, FRAME BODY LH	1	
4	09106-10019	BOLT (10X33)	6	
5	08319-31103	NUT	6	
6	09409-07329	CLIP	4	
7-1	41900-27E00-22U	PLATE, ENGINE MOUNT (MAROON)	1	
7-2	41900-27E00-33J	PLATE, ENGINE MOUNT (BLACK)	1	
7-3	41900-27E00-Y7F	PLATE, ENGINE MOUNT (BROWN)	1	
7-4	41900-27E00-Y7G	PLATE, ENGINE MOUNT (GREEN)	1	
8	07120-10303	.BOLT	2	
9	08319-31103	.NUT	2	
10	07130-08503	BOLT	2	
11	41931-27E50	BRACKET, ENGINE MOUNT NO.2	2	
12	41932-27E50	BUSH	2	
13	07120-08253	BOLT	4	
14	42550-27E50	DAMPER, FRAME	1	
15	01550-06123	BOLT	2	
16	47511-26E00-291	COVER, FRAME HEAD RH (BLACK)	1	
17	47521-26E00-291	COVER, FRAME HEAD LH (BLACK)	1	
18	09139-05021	SCREW	2	
19	09320-08013	CUSHION	2	

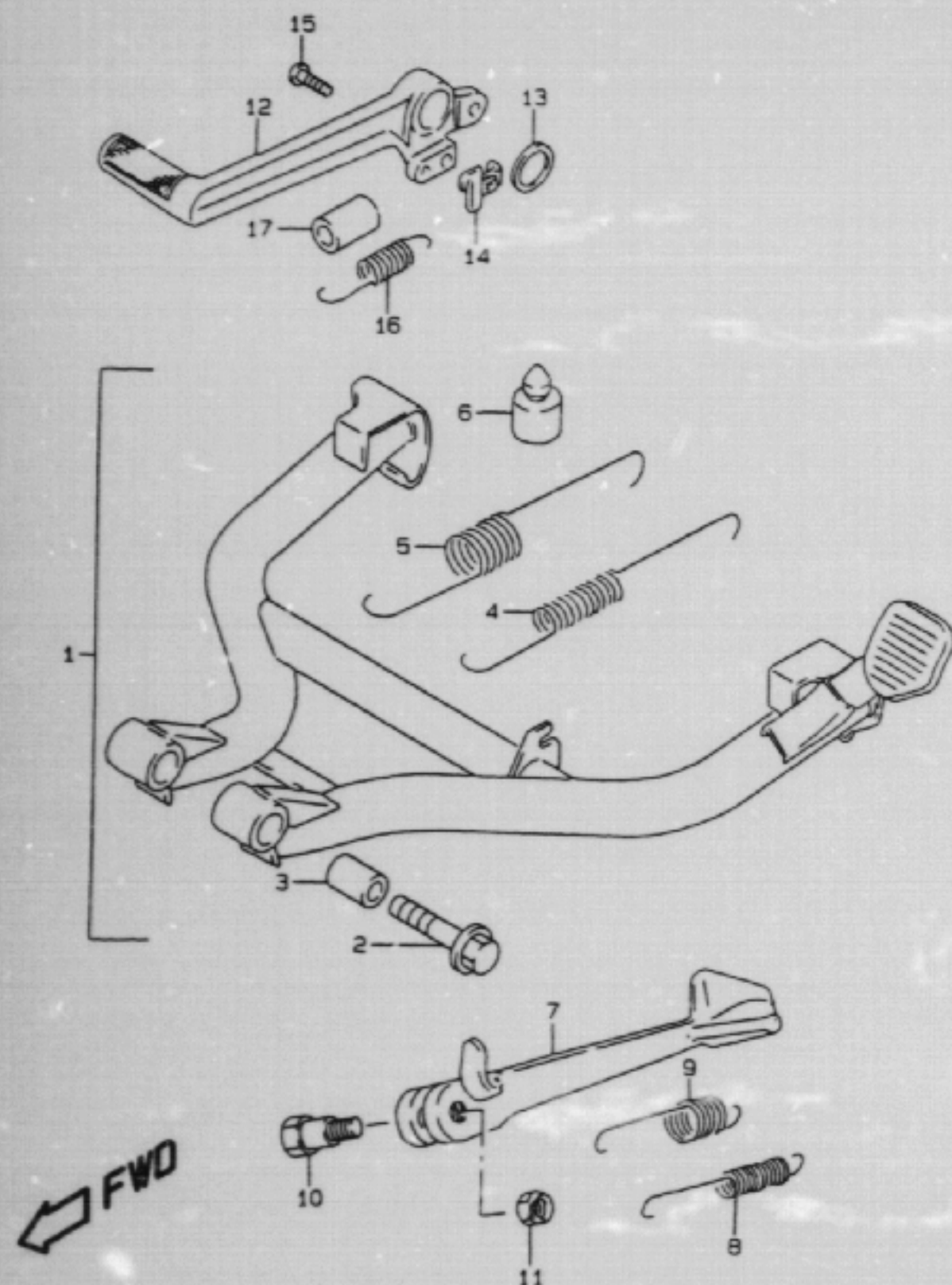
GSF1200SX E28 31B

AIR CLEANER.....	C-07	COWLING BODY.....	G-07	FOOTREST.....	F-06	FRONT WHEEL.....	H-06	LABEL.....	G-11	REAR CUSHION LEVER.....	J-04	STAND.....	F-05
ALTERNATOR.....	E-03	COWLING BRACE.....	G-10	FRAME COVER.....	F-12	FUEL COCK.....	F-11	MUFFLER.....	C-08	REAR FENDER.....	G-05	STARTER CLUTCH.....	B-11
BATTERY.....	E-07	CRANKCASE COVER.....	B-07	FRAME.....	F-02	FUEL TANK.....	F-09	OIL COOLER.....	C-09	REAR MASTER CYLINDER.....	J-10	STARTING MOTOR.....	E-02
CAM CHAIN.....	C-03	CRANKCASE.....	B-05	FRONT BRAKE HOSE.....	I-02	GEAR SHIFTING.....	D-06	OIL PAN.....	B-08	REAR SWINGING ARM.....	J-02	STEERING STEM.....	H-04
CAM SHAFT / VALVE.....	C-02	CRANKSHAFT.....	B-10	FRONT BRAKE PIPE.....	I-04	HANDLE LEVER.....	G-04	OIL PUMP.....	B-09	REAR WHEEL.....	J-06	TRANSMISSION.....	D-04
CARBURETOR FITTING.....	C-06	CYLINDER HEAD COVER.....	B-02	FRONT CALIPER.....	H-08	HANDLEBAR.....	G-03	OPTIONAL.....	J-13	RIDER HANDLE.....	G-13	TURN SIGNAL LAMP.....	E-11
CARBURETOR.....	C-04	CYLINDER HEAD.....	B-03	FRONT DAMPER.....	H-02	HEADLAMP.....	E-10	REAR BRAKE HOSE.....	J-12	SEAT.....	G-12	WIRING HARNESS.....	E-13
CLUTCH MASTER CYLINDER.....	I-08	CYLINDER.....	B-04	FRONT FENDER.....	G-02	HORN/HANDLE SWITCH.....	E-15	REAR CALIPER.....	J-08	SIGNAL GENERATOR.....	E-04		
CLUTCH.....	D-02	ELECTRICAL.....	E-05	FRONT MASTER CYLINDER.....	I-06	HYDRAULIC UNIT.....	I-03	REAR COMBINATION LAMP.....	E-12	SPEEDOMETER.....	E-08		

FIG. 32

F 5

FIG. 32 (F- 5) STAND



REF.NO.	PART NO.	DESCRIPTION	Q'TY	REMARKS
1-1	42100-26821	STAND SET, CENTER	1	MODEL T
1-2	42100-26822	STAND SET, CENTER	1	MODEL V/W/X
2	09103-10126	.BOLT	2	
3	09180-10113	.SPACER	2	
4	09443-14059	.SPRING, INNER	1	
5	09443-22013	.SPRING, OUTER	1	
6	09321-10017	.CUSHION	1	
7	42310-27E01	STAND, PROP	1	
8	09443-12036	SPRING, INNER	1	
9	09443-19010	SPRING, OUTER	1	
10	09111-10027	BOLT	1	
11	09159-10027	NUT	1	
12	43111-31E01	PEDAL, BRAKE	1	
13	09160-18022	WASHER (18X24X1)	1	
14	43560-32C00	BRACKET, STOP SWITCH SPRING	1	
15	02112-05163	SCREW	1	
16	09443-13029	SPRING	1	
17	43261-17C00	TUBE, SPRING GUIDE	1	

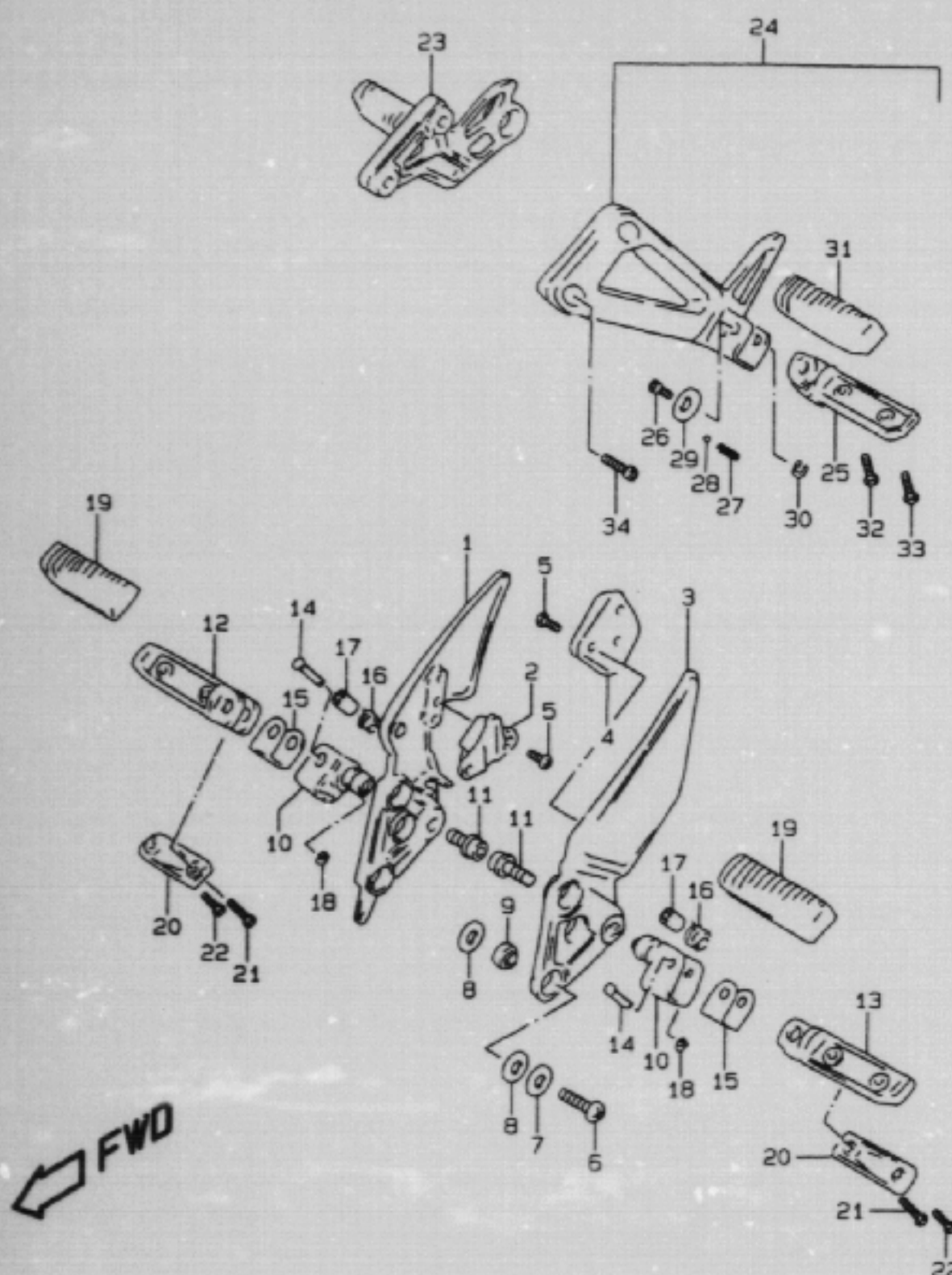
GSF 1200SX E28 32

AIR CLEANER.....	C-07	COWLING BODY.....	G-07	FOOTREST.....	F-06	FRONT WHEEL.....	H-06	LABEL.....	G-11	REAR CUSHION LEVER..	J-04	STAND.....	F-05
ALTERNATOR.....	E-03	COWLING BRACE.....	G-10	FRAME COVER.....	F-12	FUEL COCK.....	F-11	MUFFLER.....	C-08	REAR FENDER.....	G-05	STARTER CLUTCH.....	B-11
BATTERY.....	E-07	CRANKCASE COVER.....	B-07	FRAME.....	F-02	FUEL TANK.....	F-09	OIL COOLER.....	C-09	REAR MASTER CYLINDE	J-10	STARTING MOTOR.....	E-02
CAM CHAIN.....	C-03	CRANKCASE.....	B-05	FRONT BRAKE HOSE...	I-02	GEAR SHIFTING.....	D-06	OIL PAN.....	B-08	REAR SWINGING ARM..	J-02	STEERING STEM.....	H-04
CAM SHAFT / VALVE..	C-02	CRANKSHAFT.....	B-10	FRONT BRAKE PIPE...	I-04	HANDLE LEVER.....	G-04	OIL PUMP.....	B-09	REAR WHEEL.....	J-06	TRANSMISSION.....	D-04
CARBURETOR FITTING..	C-04	CYLINDER HEAD COVER	B-02	FRONT CALIPER.....	H-08	HANDLEBAR.....	G-03	OPTIONAL.....	J-13	RIDER HANDLE.....	G-13	TURN SIGNAL LAMP....	E-11
CARBURETOR.....	C-04	CYLINDER HEAD.....	B-03	FRONT DAMPER.....	H-02	HEADLAMP.....	E-10	REAR BRAKE HOSE....	J-12	SEAT.....	G-12	WIRING HARNESS.....	E-13
CLUTCH MASTER CYLIN	I-05	CYLINDER.....	B-04	FRONT FENDER.....	G-02	HORN/HANDLE SWITCH..	E-15	REAR CALIPER.....	J-08	SIGNAL GENERATOR...	E-04		
CLUTCH.....	D-02	ELECTRICAL.....	E-05	FRONT MASTER CYLIND	I-06	HYDRAULIC UNIT.....	I-03	REAR COMBINATION LA	E-12	SPEEDOMETER.....	E-08		

FIG. 33

F 6

FIG. 33 (F- 6) FOOTREST (MODEL T)



REF.NO.	PART NO.	DESCRIPTION	Q'TY	REMARKS
1	43511-27E50	BRACKET, FRONT FOOTREST RH	1	
2	43591-27E50	BALANCER, BRACKET RH	1	
3	43521-27E50	BRACKET, FRONT FOOTREST LH	1	
4	43592-27E50	BALANCER, BRACKET LH	1	
5	02112-06123	SCREW	5	
6	09106-08134	BOLT	6	
7	09160-08021	WASHER (8.2X24X1.6)	6	
8	09161-12009	WASHER	12	
9	09319-08036	BUSH (12X20X16)	6	
10	43530-27E00	HOLDER, FOOTREST	2	
11	09106-10064	BOLT	2	
12	43511-40C00	BAR, FRONT FOOTREST RH	1	
13	43521-40C00	BAR, FRONT FOOTREST LH	1	
14	09208-08010	PIN	2	
15	43570-46E20	CUSHION, FRONT FOOTREST	2	
16	09448-18022	SPRING	2	
17	09180-08149	SPACER (8.1X12X22)	2	
18	08332-11063	E RING	2	
19	43550-40C11	RUBBER, FOOTREST	2	
20	43536-31E10	BALANCER, FRONT FOOTREST LOWER	2	
21	02142-05303	SCREW, INNER	2	
22	02142-05253	SCREW, OUTER	2	

REFER TO FIG.33A(F-8) FOR MODEL V/W/X

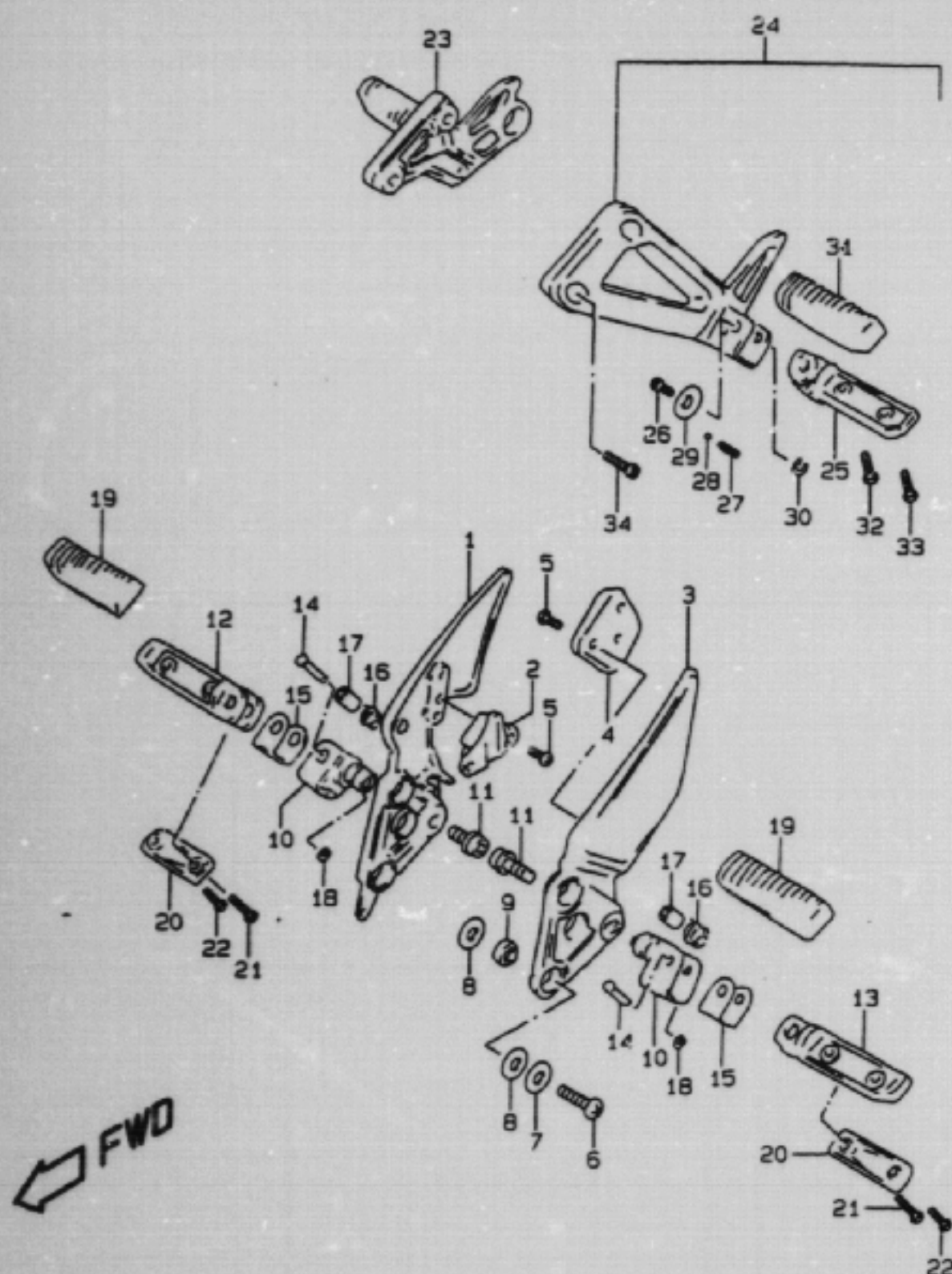
GSF1200SX E28 33

AIR CLEANER.....	C-07	COWLING BODY.....	G-07	FOOTREST.....	F-06	FRONT WHEEL.....	H-06	LABEL.....	G-11	REAR CUSHION LEVER..	J-04	STAND.....	F-05
ALTERNATOR.....	E-03	COWLING BRACE.....	G-10	FRAME COVER.....	F-12	FUEL COCK.....	F-11	MUFFLER.....	C-08	REAR FENDER.....	G-05	STARTER CLUTCH.....	B-11
BATTERY.....	E-07	CRANKCASE COVER....	B-07	FRAME.....	F-02	FUEL TANK.....	F-09	OIL COOLER.....	C-09	REAR MASTER CYLINDE	J-10	STARTING MOTOR.....	E-02
CAM CHAIN.....	C-03	CRANKCASE.....	B-05	FRONT BRAKE HOSE...	I-02	GEAR SHIFTING.....	D-04	OIL PAN.....	B-08	REAR SWINGING ARM..	J-02	STEERING STEM.....	H-04
CAM SHAFT / VALVE..	C-02	CRANKSHAFT.....	B-10	FRONT BRAKE PIPE...	I-04	HANDLE LEVER.....	G-04	OIL PUMP.....	B-09	REAR WHEEL.....	J-06	TRANSMISSION.....	D-04
CARBURETOR FITTING..	C-06	CYLINDER HEAD COVER	B-02	FRONT CALIPER.....	H-08	HANDLEBAR.....	G-03	OPTIONAL.....	J-13	RIDER HANDLE.....	G-13	TURN SIGNAL LAMP....	E-11
CARBURETOR.....	C-04	CYLINDER HEAD.....	B-03	FRONT DAMPER.....	H-02	HEADLAMP.....	E-10	REAR BRAKE HOSE....	J-12	SEAT.....	G-12	WIRING HARNESS.....	E-13
CLUTCH MASTER CYLIN	I-08	CYLINDER.....	B-04	FRONT FENDER.....	G-02	HORN/HANDLE SWITCH..	E-15	REAR CALIPER.....	J-08	SIGNAL GENERATOR...	E-04		
CLUTCH.....	D-02	ELECTRICAL.....	E-05	FRONT MASTER CYLIND	I-04	HYDRAULIC UNIT.....	I-03	REAR COMBINATION LA	E-12	SPEEDOMETER.....	E-08		

FIG. 33

F 7

FIG. 33 (F- 7) FOOTREST (MODEL T)



REF.NO.	PART NO.	DESCRIPTION	Q'TY	REMARKS
23	43600-27E50	FOOTREST ASSY, PILLION RH	1	
24	43700-27E50	FOOTREST ASSY, PILLION LH	1	
25-1	43610-40C00	.BAR, PILLION FOOTREST RH	1	
25-2	43620-40C00	.BAR, PILLION FOOTREST LH	1	
26	43642-40C00	.BOLT, PILLION FOOTREST	2	
27	09440-05003	.SPRING	2	
28	06111-07004	.BALL	2	
29	09160-10031	.WASHER (10.3X25X1.6)	2	
30	08332-11063	.E RING	2	
31	43550-40C11	.RUBBER, FOOTREST	2	
32	02142-05203	.SCREW, INNER	2	
33	02142-05163	.SCREW, OUTER	2	
34	09106-08097	BOLT (8X25)	4	

REFER TO FIG.33A(F-8) FOR MODEL V/W/X

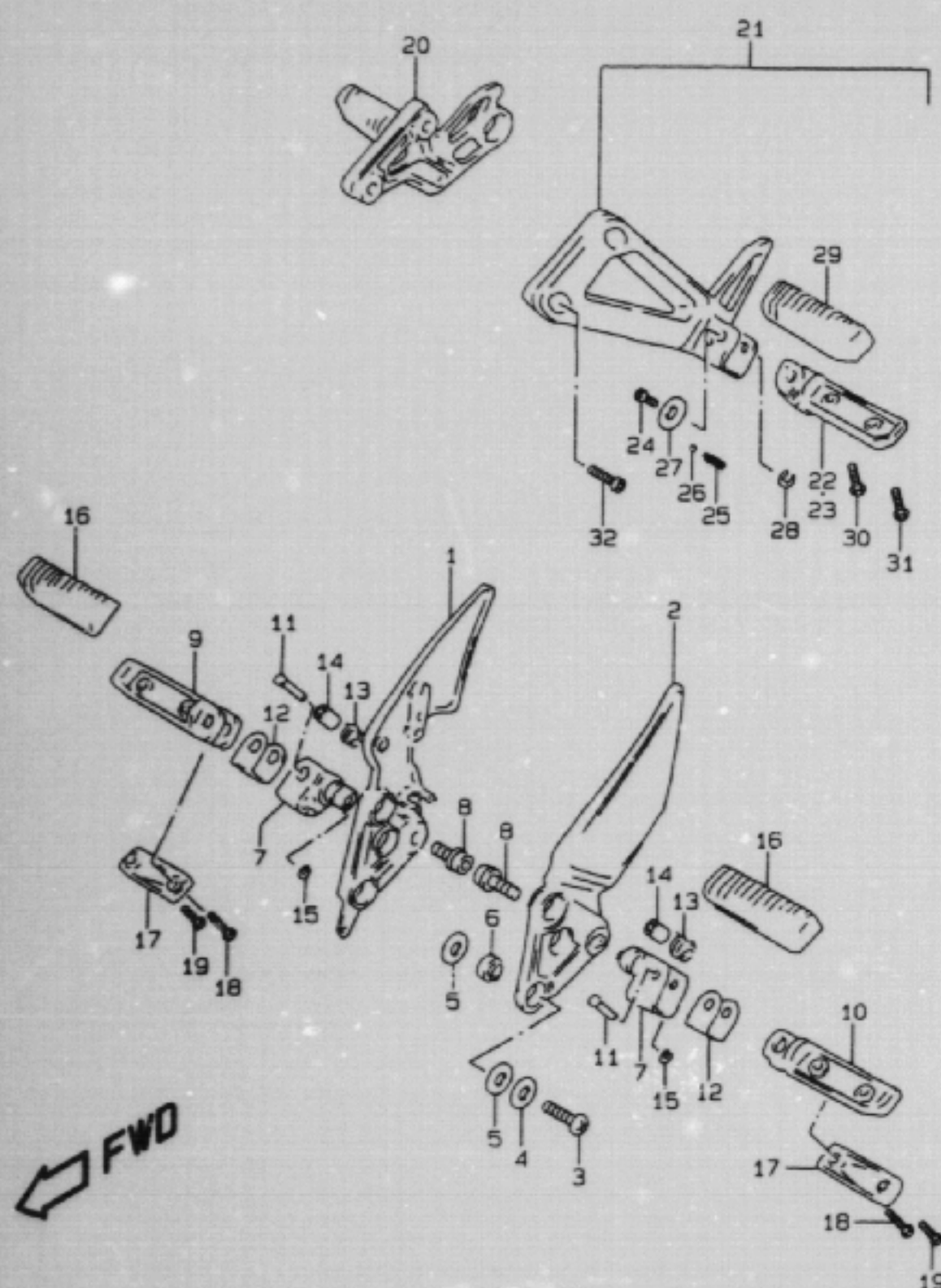
GSF1200SX E28 33

AIR CLEANER.....	C-07	COWLING BODY.....	G-07	FOOTREST.....	F-06	FRONT WHEEL.....	H-06	LABEL.....	G-11	REAR CUSHION LEVER..	J-04	STAND.....	F-05
ALTERNATOR.....	E-03	COWLING BRACE.....	G-10	FRAME COVER.....	F-12	FUEL COCK.....	F-11	MUFFLER.....	C-08	REAR FENDER.....	G-05	STARTER CLUTCH.....	B-11
BATTERY.....	E-07	CRANKCASE COVER...	B-07	FRAME.....	F-02	FUEL TANK.....	F-09	OIL COOLER.....	C-09	REAR MASTER CYLINDE	J-10	STARTING MOTOR.....	E-02
CAM CHAIN.....	C-03	CRANKCASE.....	B-05	FRONT BRAKE HOSE...	I-02	GEAR SHIFTING.....	D-06	OIL PAN.....	B-08	REAR SWINGING ARM..	J-02	STEERING STEM.....	H-04
CAM SHAFT / VALVE..	C-02	CRANKSHAFT.....	B-10	FRONT BRAKE PIPE...	I-04	HANDLE LEVER.....	G-04	OIL PUMP.....	B-09	REAR WHEEL.....	J-06	TRANSMISSION.....	D-04
CARBURETOR FITTING..	C-06	CYLINDER HEAD COVER	B-02	FRONT CALIPER.....	H-08	HANDLEBAR.....	G-03	OPTIONAL.....	J-13	RIDER HANDLE.....	G-13	TURN SIGNAL LAMP....	E-11
CARBURETOR.....	C-04	CYLINDER HEAD.....	B-03	FRONT DAMPER.....	H-02	HEADLAMP.....	E-10	REAR BRAKE HOSE....	J-12	SEAT.....	G-12	WIRING HARNESS.....	E-13
CLUTCH MASTER CYLIN	I-08	CYLINDER.....	B-04	FRONT FENDER.....	G-02	HORN/HANDLE SWITCH..	E-15	REAR CALIPER.....	J-08	SIGNAL GENERATOR...	E-04		
CLUTCH.....	D-02	ELECTRICAL.....	E-05	FRONT MASTER CYLIND	I-06	HYDRAULIC UNIT.....	I-03	REAR COMBINATION LA	E-12	SPEEDOMETER.....	E-08		

FIG. 33A

F 8

FIG. 33A(F- 8) FOOTREST (MODEL V/W/X)



REF.NO.	PART NO.	DESCRIPTION	QTY	REMARKS
1-1	43511-26E01	BRACKET, FRONT FOOTREST RH	1	MODEL V
1-2	43511-27E50	BRACKET, FRONT FOOTREST RH	1	MODEL W/X
2-1	43521-26E00	BRACKET, FRONT FOOTREST LH	1	MODEL V
2-2	43521-27E50	BRACKET, FRONT FOOTREST LH	1	MODEL W/X
3	09106-08134	BOLT	6	
4	09160-09131	WASHER (8.5X24X1.6)	6	
5	09161-12009	WASHER	12	
6	09319-08036	BUSH (12X20X16)	6	
7	43530-27E00	HOLDER, FOOTREST	2	
8	09106-10064	BOLT	2	
9	43511-40C00	BAR, FRONT FOOTREST RH	1	
10	43521-40C00	BAR, FRONT FOOTREST LH	1	
11	09208-08010	PIN	2	
12	43570-46E20	CUSHION, FRONT FOOTREST	2	
13	09449-18022	SPRING	2	
14	09180-08149	SPACER (8.1X12X22)	2	
15	08332-11063	E RING	2	
16	43550-40C11	RUBBER, FOOTREST	2	
17	43536-31E10	BALANCER, FRONT FOOTREST LOWER	2	
18	02142-05303	SCREW, INNER	2	
19	02142-05253	SCREW, OUTER	2	
20	43600-27E50	FOOTREST ASSY, PILLION RH	1	
21	43700-27E50	FOOTREST ASSY, PILLION LH	1	
22	43610-40C00	.BAR, PILLION FOOTREST RH	1	
23	43620-40C00	.BAR, PILLION FOOTREST LH	1	
24	43642-40C00	.BOLT, PILLION FOOTREST	2	
25	09440-05003	.SPRING	2	
26	06111-07004	.BALL	2	
27	09160-10126	.WASHER (10.5X24X1.6)	2	
28	08332-11063	.E RING	2	
29	43550-40C11	.RUBBER, FOOTREST	2	
30	02142-05203	.SCREW, INNER	2	
31	02142-05163	.SCREW, OUTER	2	
32	09106-08097	BOLT (8X25)	4	

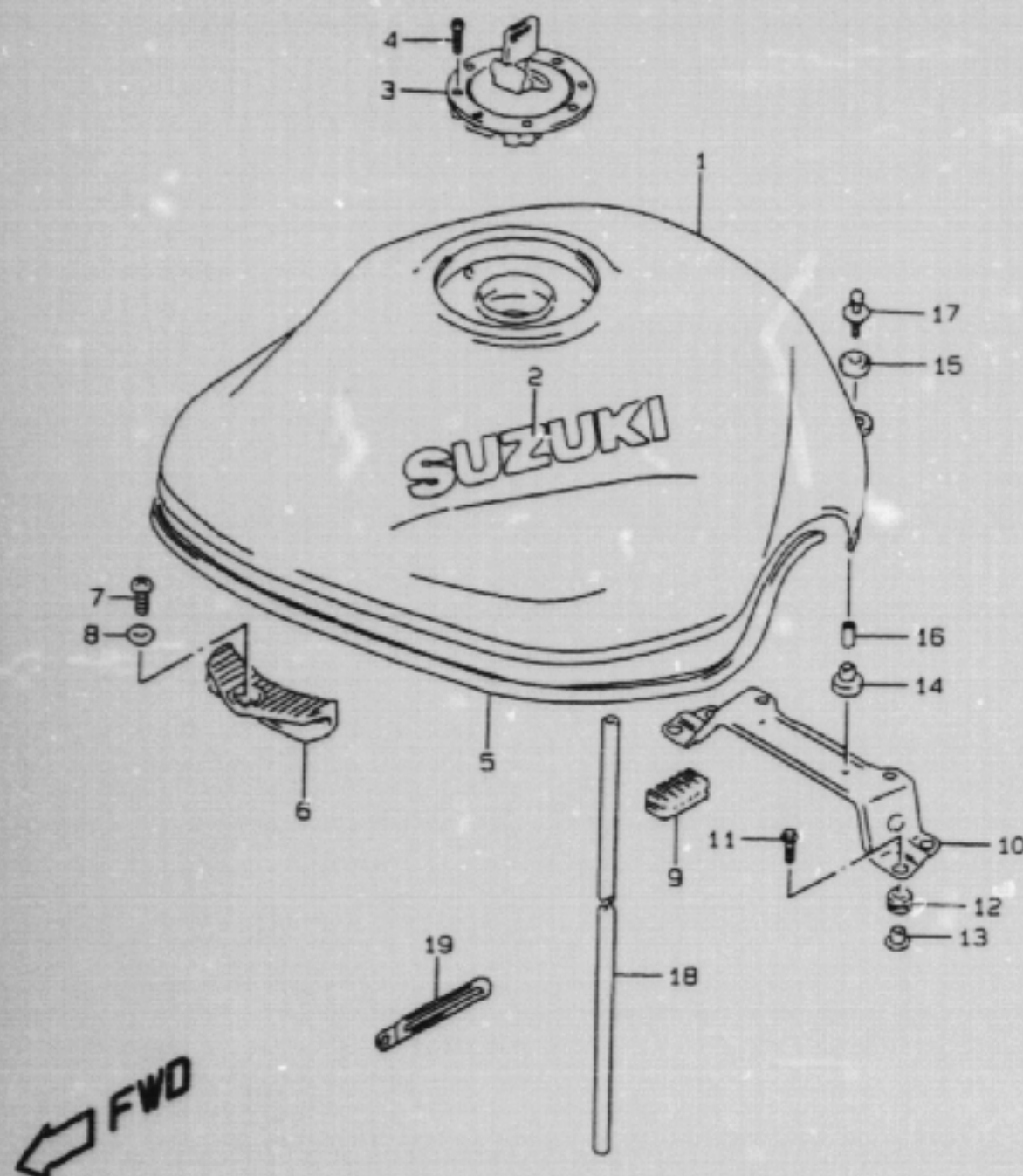
GSF1200SX E28 33A

AIR CLEANER.....	C-07	COWLING BODY.....	G-07	FOOTREST.....	F-06	FRONT WHEEL.....	H-04	LABEL.....	G-11	REAR CUSHION LEVER..	J-04	STAND.....	F-05
ALTERNATOR.....	E-03	COWLING BRACE.....	G-10	FRAME COVER.....	F-12	FUEL COCK.....	F-11	MUFFLER.....	C-08	REAR FENDER.....	G-05	STARTER CLUTCH.....	B-11
BATTERY.....	E-07	CRANKCASE COVER....	B-07	FRAME.....	F-02	FUEL TANK.....	F-09	OIL COOLER.....	C-09	REAR MASTER CYLINDE	J-10	STARTING MOTOR.....	E-02
CAM CHAIN.....	C-03	CRANKCASE.....	B-05	FRONT BRAKE HOSE...	I-02	GEAR SHIFTING.....	D-04	OIL PAN.....	B-08	REAR SWINGING ARM..	J-02	STEERING STEM.....	H-04
CAM SHAFT / VALVE..	C-02	CRANKSHAFT.....	B-10	FRONT BRAKE PIPE...	I-04	HANDLE LEVER.....	G-04	OIL PUMP.....	B-09	REAR WHEEL.....	J-06	TRANSMISSION.....	D-04
CARBURETOR FITTING.	C-06	CYLINDER HEAD COVER	B-02	FRONT CALIPER.....	H-08	HANDLEBAR.....	G-03	OPTIONAL.....	J-13	RIDER HANDLE.....	G-13	TURN SIGNAL LAMP....	E-11
CARBURETOR.....	C-04	CYLINDER HEAD.....	B-03	FRONT DAMPER.....	H-02	HEADLAMP.....	E-10	REAR BRAKE HOSE....	J-12	SEAT.....	G-12	WIRING HARNESS.....	E-13
CLUTCH MASTER CYLIN	I-08	CYLINDER.....	B-04	FRONT FENDER.....	G-02	HORN/HANDLE SWITCH.	E-15	REAR CALIPER.....	J-08	SIGNAL GENERATOR...	E-04		
CLUTCH.....	D-02	ELECTRICAL.....	E-05	FRONT MASTER CYLIND	I-06	HYDRAULIC UNIT.....	I-03	REAR COMBINATION LA	E-12	SPEEDOMETER.....	E-08		

FIG.34

F 9

FIG.34 (F-9) FUEL TANK (MODEL T/V)



REF.NO.	PART NO.	DESCRIPTION	Q'TY	REMARKS
1-1	44100-26E60-2KX	TANK ASSY, FUEL (MAROON)	1	MODEL T
1-2	44100-26E60-2AX	TANK ASSY, FUEL (BLACK)	1	MODEL T
1-3	44100-26E60-Y98	TANK ASSY, FUEL (GREEN)	1	MODEL T
1-4	44100-26E61-2KX	TANK ASSY, FUEL (MAROON)	1	MODEL V
1-5	44100-26E61-YON	TANK ASSY, FUEL (BLUE)	1	MODEL V
2	68111-47C00-1KK	EMBLEM, FUEL TANK (GOLD)	2	
3	44201-01832	CAP SET, FUEL TANK	1	
4	09106-05017	BOLT (L:20)	4	
5	68241-04X50-00B	MOULDING	1	
6	44511-27E00	CUSHION, FUEL TANK FRONT	1	
7	02142-05103	SCREW	1	
8	09169-05012	WASHER	1	
9	45149-31300	CUSHION	2	
10	44530-26E00	BRACKET, FUEL TANK REAR	1	
11	09116-06146	BOLT	4	
12	09320-09009	CUSHION	4	
13	09169-06062	SPACER	4	
14	09320-10038	CUSHION	2	
15	09320-14017	CUSHION	2	
16-1	09180-06072	SPACER (6.4X9X18)	2	MODEL T
16-2	09180-06271	SPACER (6.5X9X18)	2	MODEL V
17	09116-06172	BOLT	2	
18	09352-70103-00B	HOSE (L:2000→730)	1	
19	09404-10417	CLAMP (L:97)	1	

REFER TO FIG.34A(F-10) FOR MODEL W/X

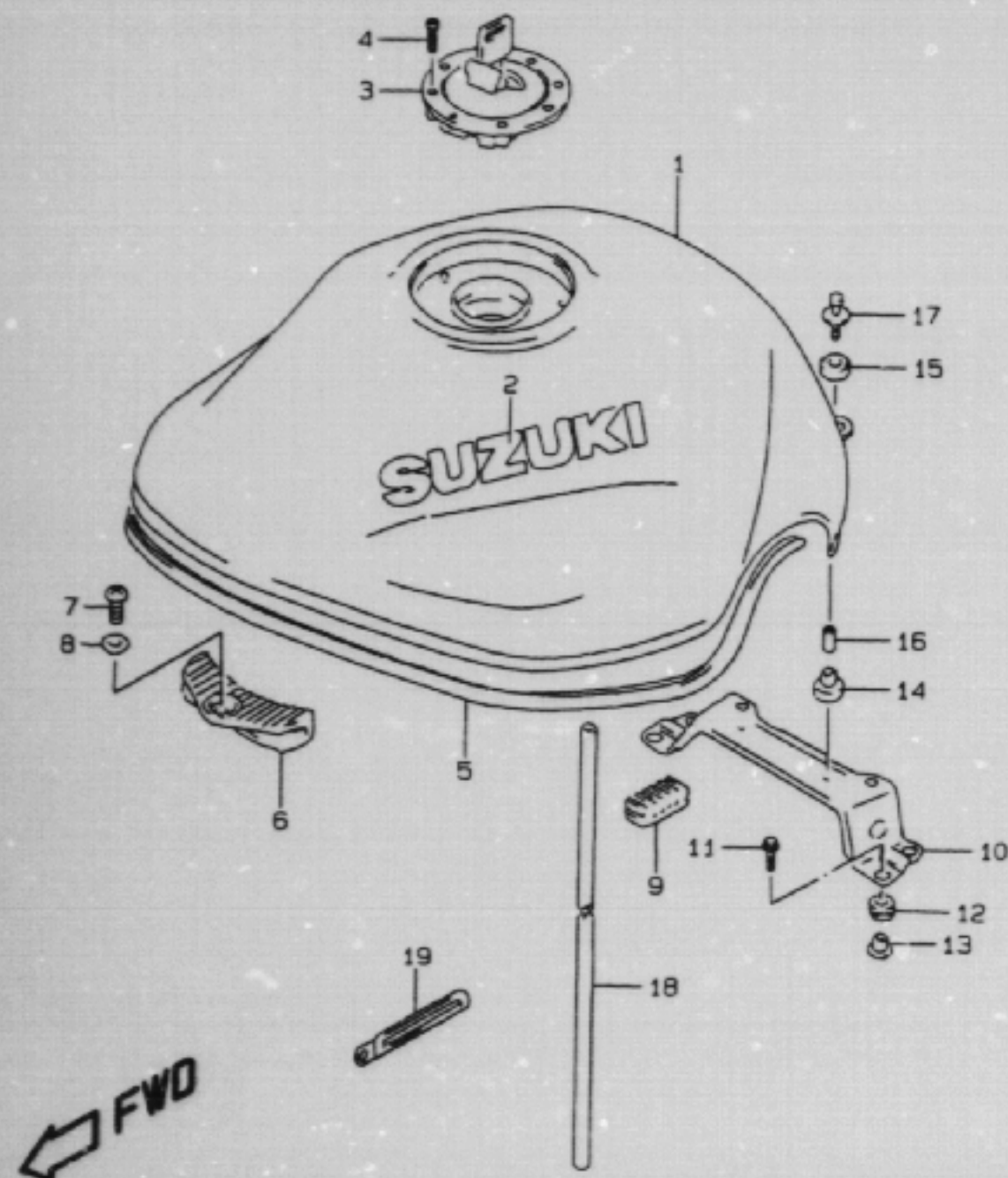
GSF1200SX E28 34

AIR CLEANER.....	C-07	COWLING BODY.....	G-07	FOOTREST.....	F-06	FRONT WHEEL.....	H-06	LABEL.....	G-11	REAR CUSHION LEVER..	J-04	STAND.....	F-05
ALTERNATOR.....	E-03	COWLING BRACE.....	G-10	FRAME COVER.....	F-12	FUEL COCK.....	F-11	MUFFLER.....	C-08	REAR FENDER.....	G-05	STARTER CLUTCH.....	B-11
BATTERY.....	E-07	CRANKCASE COVER...	B-07	FRAME.....	F-02	FUEL TANK.....	F-09	OIL COOLER.....	C-09	REAR MASTER CYLINDE	J-10	STARTING MOTOR.....	E-02
CAM CHAIN.....	C-03	CRANKCASE.....	B-05	FRONT BRAKE HOSE...	I-02	GEAR SHIFTING.....	D-06	OIL PAN.....	B-08	REAR SWINGING ARM..	J-02	STEERING STEM.....	H-04
CAM SHAFT / VALVE..	C-02	CRANKSHAFT.....	B-10	FRONT BRAKE PIPE...	I-04	HANDLE LEVER.....	G-04	OIL PUMP.....	B-09	REAR WHEEL.....	J-06	TRANSMISSION.....	D-04
CARBURETOR FITTING..	C-06	CYLINDER HEAD COVER	B-02	FRONT CALIPER.....	H-08	HANDLEBAR.....	G-03	OPTIONAL.....	J-13	RIDER HANDLE.....	G-13	TURN SIGNAL LAMP....	E-11
CARBURETOR.....	C-04	CYLINDER HEAD.....	B-03	FRONT DAMPER.....	H-02	HEADLAMP.....	E-10	REAR BRAKE HOSE....	J-12	SEAT.....	G-12	WIRING HARNESS.....	E-13
CLUTCH MASTER CYLIN	I-08	CYLINDER.....	B-04	FRONT FENDER.....	G-02	HORN/HANDLE SWITCH..	E-15	REAR CALIPER.....	J-08	SIGN'L GENERATOR...	E-04		
CLUTCH.....	D-02	ELECTRICAL.....	E-05	FRONT MASTER CYLIND	I-06	HYDRAULIC UNIT.....	I-03	REAR COMBINATION LA	E-12	SPEEDOMETER.....	E-08		

FIG.34A

F 10

FIG.34A(F-10) FUEL TANK (MODEL W/X)



REF.NO.	PART NO.	DESCRIPTION	Q'TY	REMARKS
1-1	44100-26E61-Y1X	TANK ASSY, FUEL (MAROON)	1	
1-2	44100-26E61-2JX	TANK ASSY, FUEL (BLACK)	1	
1-3	44100-26E61-1UH	TANK ASSY, FUEL (GREEN)	1	MODEL W
1-4	44100-26E61-Y4H	TANK ASSY, FUEL (SILVER)	1	MODEL W
1-5	44100-26E61-Y7F	TANK ASSY, FUEL (BROWN)	1	MODEL X
1-6	44100-26E61-Y7G	TANK ASSY, FUEL (GREEN)	1	MODEL X
2-1	68111-47C00-24G	EMBLEM, FUEL TANK (GOLD)	2	FOR Y1X, 2JX
2-2	68111-47C00-1RR	EMBLEM (GOLD)	2	FOR 1UH, Y7H, Y7G
2-3	68111-47C00-29F	EMBLEM (BROWN)	2	FOR Y4H
3	44201-01832	CAP SET, FUEL TANK	1	
4	09106-05017	BOLT (L:20)	4	
5	68241-04X50-00B	MOULDING	1	
6	44511-27E00	CUSHION, FUEL TANK FRONT	1	
7	02142-05103	SCREW	1	
8	09169-05012	WASHER	1	
9	45149-31300	CUSHION	2	
10	44530-26E00	BRACKET, FUEL TANK REAR	1	
11	09116-06146	BOLT	4	
12	09320-09009	CUSHION	4	
13	09169-06062	SPACER	4	
14	09320-10038	CUSHION	2	
15	09320-14017	CUSHION	2	
16	09180-06271	SPACER (6.5X9X18)	2	
17	09116-06172	BOLT	2	
18	09352-70103-006	HOSE (L:2000→730)	1	
19	09404-10417	CLAMP (L:97)	1	

GSF1200SX E28 34A

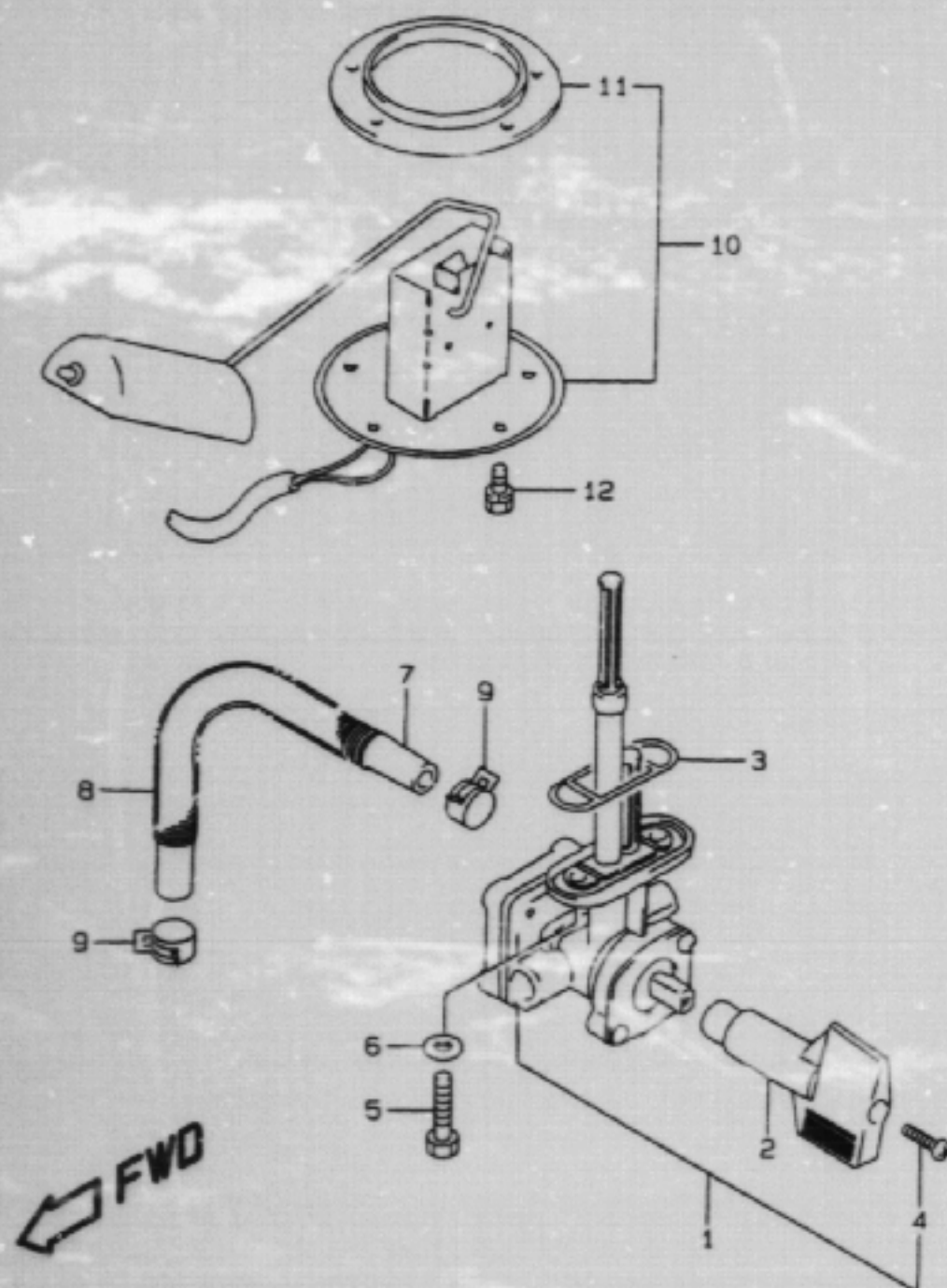
AIR CLEANER.....	C-07	COWLING BODY.....	G-07	FOOTREST.....	F-06	FRONT WHEEL.....	H-06	LABEL.....	G-11	REAR CUSHION LEVER..	J-04	STAND.....	F-05
ALTERNATOR.....	E-03	COWLING BRACE.....	G-10	FRAME COVER.....	F-12	FUEL COCK.....	F-11	MUFFLER.....	C-08	REAR FENDER.....	G-05	STARTER CLUTCH.....	B-11
BATTERY.....	E-07	CRANKCASE COVER....	B-07	FRAME.....	F-02	FUEL TANK.....	F-09	OIL COOLER.....	C-09	REAR MASTER CYLINDE	J-10	STARTING MOTOR.....	E-02
CAM CHAIN.....	C-03	CRANKCASE.....	B-05	FRONT BRAKE HOSE....	I-02	GEAR SHIFTING.....	D-06	OIL PAN.....	B-08	REAR SWINGING ARM..	J-02	STEERING STEM.....	H-04
CAM SHAFT / VALVE..	C-02	CRANKSHAFT.....	B-10	FRONT BRAKE PIPE....	I-04	HANDLE LEVER.....	G-04	OIL PUMP.....	B-09	REAR WHEEL.....	J-06	TRANSMISSION.....	D-04
CARBURETOR FITTING.	C-06	CYLINDER HEAD COVER	B-02	FRONT CALIPER.....	H-08	HANDLEBAR.....	G-03	OPTIONAL.....	J-13	RIDER HANDLE.....	G-13	TURN SIGNAL LAMP....	E-11
CARBURETOR.....	C-04	CYLINDER HEAD.....	B-03	FRONT DAMPER.....	H-02	HEADLAMP.....	E-10	REAR BRAKE HOSE....	J-12	SEAT.....	G-12	WIRING HARNESS.....	E-13
CLUTCH MASTER CYLIN	I-08	CYLINDER.....	B-04	FRONT FENDER.....	G-02	HORN/HANDLE SWITCH.	E-15	REAR CALIPER.....	J-08	SIGNAL GENERATOR...	E-04		
CLUTCH.....	D-02	ELECTRICAL.....	E-05	FRONT MASTER CYLIND	I-06	HYDRAULIC UNIT.....	I-03	REAR COMBINATION LA	E-12	SPEEDOMETER.....	E-08		

FIG. 35

F 11

FIG. 35 (F-11) FUEL COCK

REF.NO.	PART NO.	DESCRIPTION	Q'TY	REMARKS
1	44300-26E00	COCK ASSY, FUEL	1	
2	44306-26E00	.LEVER, FUEL COCK	1	
3	44348-87420	.O RING	1	
4	02122-04203	.SCREW	1	
5	09128-06057	BOLT	2	
6	09166-06026	GASKET	2	
7	09355-70125-600	HOSE (L:600→260)	1	
8	09440-17012	SPRING	1	
9	09401-11407	CLIP	2	
10	34810-27E00	GAUGE ASSY, FUEL LEVEL	1	
11	34825-45100	.GASKET	1	
12	09117-05003	BOLT	5	



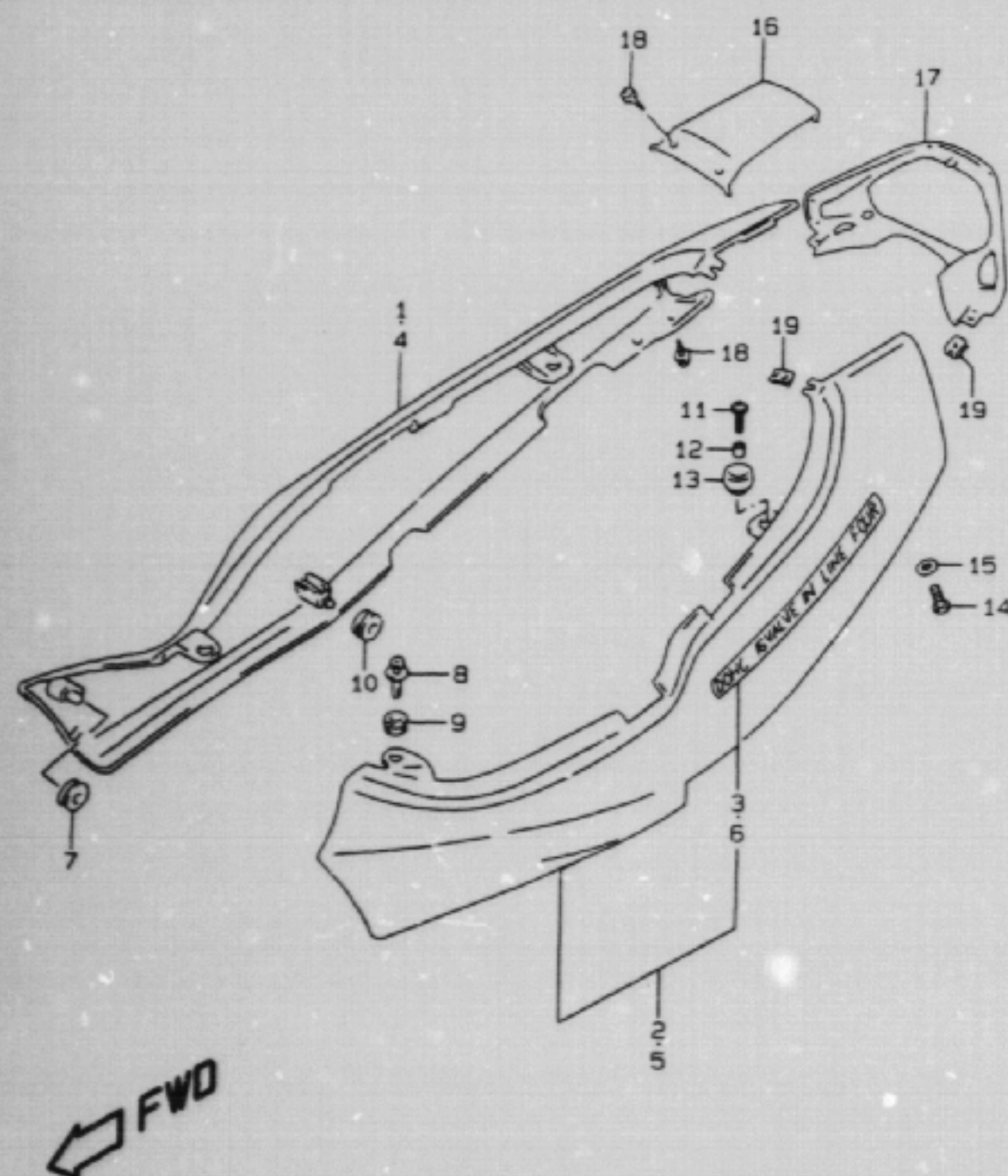
GSF1200SX E28 35

AIR CLEANER.....	C-07	COWLING BODY.....	G-07	FOOTREST.....	F-06	FRONT WHEEL.....	H-06	LABEL.....	G-11	REAR CUSHION LEVER..	J-04	STAND.....	F-05
ALTERNATOR.....	E-03	COWLING BRACE.....	G-10	FRAME COVER.....	F-12	FUEL COCK.....	F-11	MUFFLER.....	C-08	REAR FENDER.....	G-05	STARTER CLUTCH.....	B-11
BATTERY.....	E-07	CRANKCASE COVER....	B-07	FRAME.....	F-02	FUEL TANK.....	F-09	OIL COOLER.....	C-09	REAR MASTER CYLINDE	J-10	STARTING MOTOR.....	E-02
CAM CHAIN.....	C-03	CRANKCASE.....	B-05	FRONT BRAKE HOSE...	I-02	GEAR SHIFTING.....	D-06	OIL PAN.....	B-08	REAR SWINGING ARM..	J-02	STEERING STEM.....	H-04
CAM SHAFT / VALVE..	C-02	CRANKSHAFT.....	B-10	FRONT BRAKE PIPE...	I-04	HANDLE LEVER.....	G-04	OIL PUMP.....	B-09	REAR WHEEL.....	J-06	TRANSMISSION.....	D-04
CARBURETOR FITTING.	C-04	CYLINDER HEAD COVER	B-02	FRONT CALIPER.....	H-08	HANDLEBAR.....	G-03	OPTIONAL.....	J-13	RIDER HANDLE.....	G-13	TURN SIGNAL LAMP....	E-11
CARBURETOR.....	C-04	CYLINDER HEAD.....	B-03	FRONT DAMPER.....	H-02	HEADLAMP.....	E-10	REAR BRAKE HOSE....	J-12	SEAT.....	G-12	WIRING HARNESS.....	E-13
CLUTCH MASTER CYLIN	I-08	CYLINDER.....	B-04	FRONT FENDER.....	G-02	HORN/HANDLE SWITCH.	E-15	REAR CALIPER.....	J-08	SIGNAL GENERATOR...	E-04		
CLUTCH.....	D-02	ELECTRICAL.....	E-05	FRONT MASTER CYLIND	I-04	HYDRAULIC UNIT.....	I-03	REAR COMBINATION LA	E-12	SPEEDOMETER.....	E-08		

FIG. 36

F 12

FIG. 36 (F-12) FRAME COVER (GSF1200ST/SV)



REF.NO.	PART NO.	DESCRIPTION	Q'TY	REMARKS
1-1	47110-26E30-22U	COVER ASSY, FRAME RH (MAROON)	1	MODEL T
1-2	47110-26E30-33J	COVER ASSY, FRAME RH (BLACK)	1	MODEL T
1-3	47110-26E30-Y98	COVER ASSY, FRAME RH (GREEN)	1	MODEL T
2-1	47210-26E30-22U	COVER ASSY, FRAME LH (MAROON)	1	MODEL T
2-2	47210-26E30-33J	COVER ASSY, FRAME LH (BLACK)	1	MODEL T
2-3	47210-26E30-Y98	COVER ASSY, FRAME LH (GREEN)	1	MODEL T
3-1	68131-26E30-24G	.EMBLEM, FRAME COVER (GOLD)	2	MODEL T FOR 22U, 33J
3-2	68131-26E30-Z39	.EMBLEM, FRAME COVER (SILVER)	2	MODEL T FOR Y98
4-1	47110-26E50-22U	COVER ASSY, FRAME RH (MAROON)	1	MODEL V
4-2	47110-26E50-YON	COVER ASSY, FRAME RH (BLUE)	1	MODEL V
5-1	47210-26E50-22U	COVER ASSY, FRAME LH (MAROON)	1	MODEL V
5-2	47210-26E50-YON	COVER ASSY, FRAME LH (BLUE)	1	MODEL V
6	68131-26E30-24G	.EMBLEM, FRAME COVER (GOLD)	2	MODEL V
7	47161-21E00	CUSHION, FRAME COVER FRONT	2	
8	09409-10306	CLIP	2	
9	09320-10043	CUSHION	2	
10	09320-08018	CUSHION	2	
11	09136-06105	SCREW	2	
12-1	09180-06167	SPACER	2	MODEL T
12-2	09180-06317	SPACER	2	MODEL V
13	09320-10045	CUSHION	2	
14	02142-06163	SCREW, REAR	2	
15	09161-06021	WASHER	2	
16-1	47311-26E00-22U	COVER, FRAME CENTER (MAROON)	1	
16-2	47311-26E00-33J	COVER, FRAME CENTER (BLACK)	1	MODEL T
16-3	47311-26E00-Y98	COVER, FRAME CENTER (GREEN)	1	MODEL T
16-4	47311-26E00-YON	COVER, FRAME CENTER (BLUE)	1	MODEL V
17	47331-26E00-291	COVER, FRAME REAR (BLACK)	1	
18	03241-15123	SCREW	4	
19	09148-05020	NUT	4	

REFER TO FIG.36A(F-13) FOR GSF1200SAV
 REFER TO FIG.36B(F-14) FOR GSF1200SW/SX
 REFER TO FIG.36C(F-15) FOR GSF1200SAX

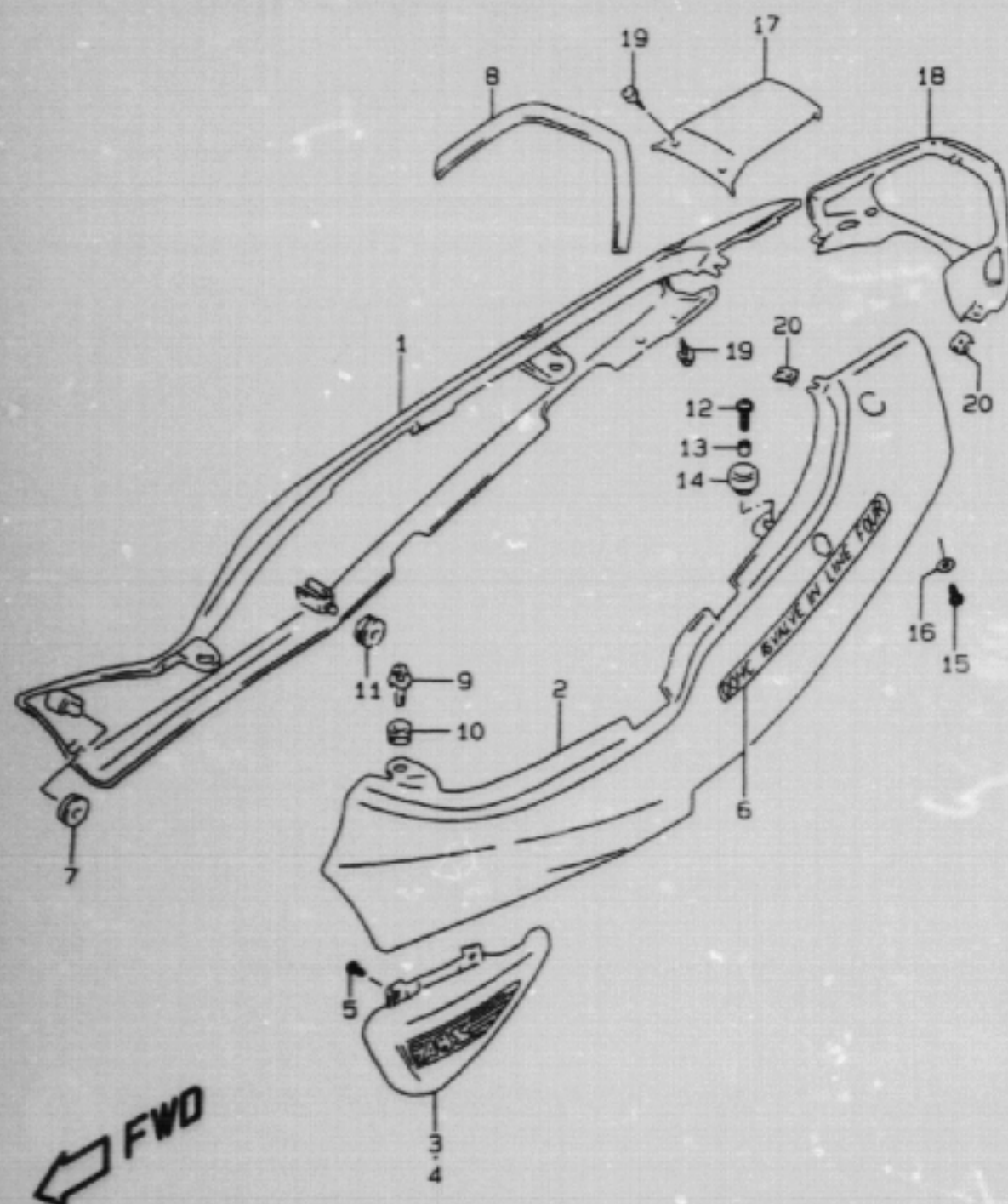
GSF1200SX E28 36

AIR CLEANER.....	C-07	COWLING BODY.....	G-07	FOOTREST.....	F-06	FRONT WHEEL.....	H-06	LABEL.....	G-11	REAR CUSHION LEVER.....	J-04	STAND.....	F-05
ALTERNATOR.....	E-03	COWLING BRACE.....	G-10	FRAME COVER.....	F-12	FUEL COCK.....	F-11	MUFFLER.....	C-08	REAR FENDER.....	G-05	STARTER CLUTCH.....	B-11
BATTERY.....	E-07	CRANKCASE COVER.....	B-07	FRAME.....	F-02	FUEL TANK.....	F-09	OIL COOLER.....	C-09	REAR MASTER CYLINDER.....	J-10	STARTING MOTOR.....	E-02
CAM CHAIN.....	C-03	CRANKCASE.....	B-05	FRONT BRAKE HOSE.....	I-02	GEAR SHIFTING.....	D-06	OIL PAN.....	B-08	REAR SWINGING ARM.....	J-02	STEERING STEM.....	H-04
CAM SHAFT / VALVE.....	C-02	CRANKSHAFT.....	B-10	FRONT BRAKE PIPE.....	I-04	HANDLE LEVER.....	G-04	OIL PUMP.....	B-09	REAR WHEEL.....	J-06	TRANSMISSION.....	D-04
CARBURETOR FITTING.....	C-06	CYLINDER HEAD COVER.....	B-02	FRONT CALIPER.....	H-08	HANDLEBAR.....	G-03	OPTIONAL.....	J-13	RIDER HANDLE.....	G-13	TURN SIGNAL LAMP.....	E-11
CARBURETOR.....	C-04	CYLINDER HEAD.....	B-03	FRONT DAMPER.....	H-02	HEADLAMP.....	E-10	REAR BRAKE HOSE.....	J-12	SEAT.....	G-12	WIRING HARNESS.....	E-13
CLUTCH MASTER CYLINDER.....	I-08	CYLINDER.....	B-04	FRONT FENDER.....	G-02	HORN/HANDLE SWITCH.....	E-15	REAR CALIPER.....	J-08	SIGNAL GENERATOR.....	E-04		
CLUTCH.....	D-02	ELECTRICAL.....	E-05	FRONT MASTER CYLINDER.....	I-06	HYDRAULIC UNIT.....	I-03	REAR COMBINATION LAMP.....	E-12	SPEEDOMETER.....	E-08		

FIG. 36A

F 13

FIG. 36A(F-13) FRAME COVER (GSF1200SAV)



REF.NO.	PART NO.	DESCRIPTION	Q'TY	REMARKS
1	47110-27E60-YON	COVER ASSY, FRAME RH (BLUE)	1	
2	47210-27E60-YON	COVER ASSY, FRAME LH (BLUE)	1	
3	47121-27E00-291	.COVER, FRAME LOWER RH (BLACK)	1	
4	47221-27E00-291	.COVER, FRAME LOWER LH (BLACK)	1	
5	03541-05163	.SCREW	4	
6	68131-26E30-24G	.EMBLEM, FRAME COVER (GOLD)	2	
7	47161-21E00	CUSHION, FRAME COVER FRONT	2	
8	47161-27E00	CUSHION, UPPER	1	
9	09409-10306	CLIP	2	
10	09320-10501	CUSHION	2	
11	09320-08018	CUSHION	2	
12	09136-06105	SCREW	2	
13	09180-06286	SPACER	2	
14	09320-10045	CUSHION	2	
15	02142-06163	SCREW, REAR	2	
16	09161-06021	WASHER	2	
17	47311-26E00-YON	COVER, FRAME CENTER (BLUE)	1	
18	47331-26E00-291	COVER, FRAME REAR (BLACK)	1	
19	03241-15123	SCREW	4	
20	09148-05020	NUT	4	

REFER TO FIG. 36B(F-14) FOR GSF1200SW/SX
REFER TO FIG. 36C(F-15) FOR GSF1200SA/X

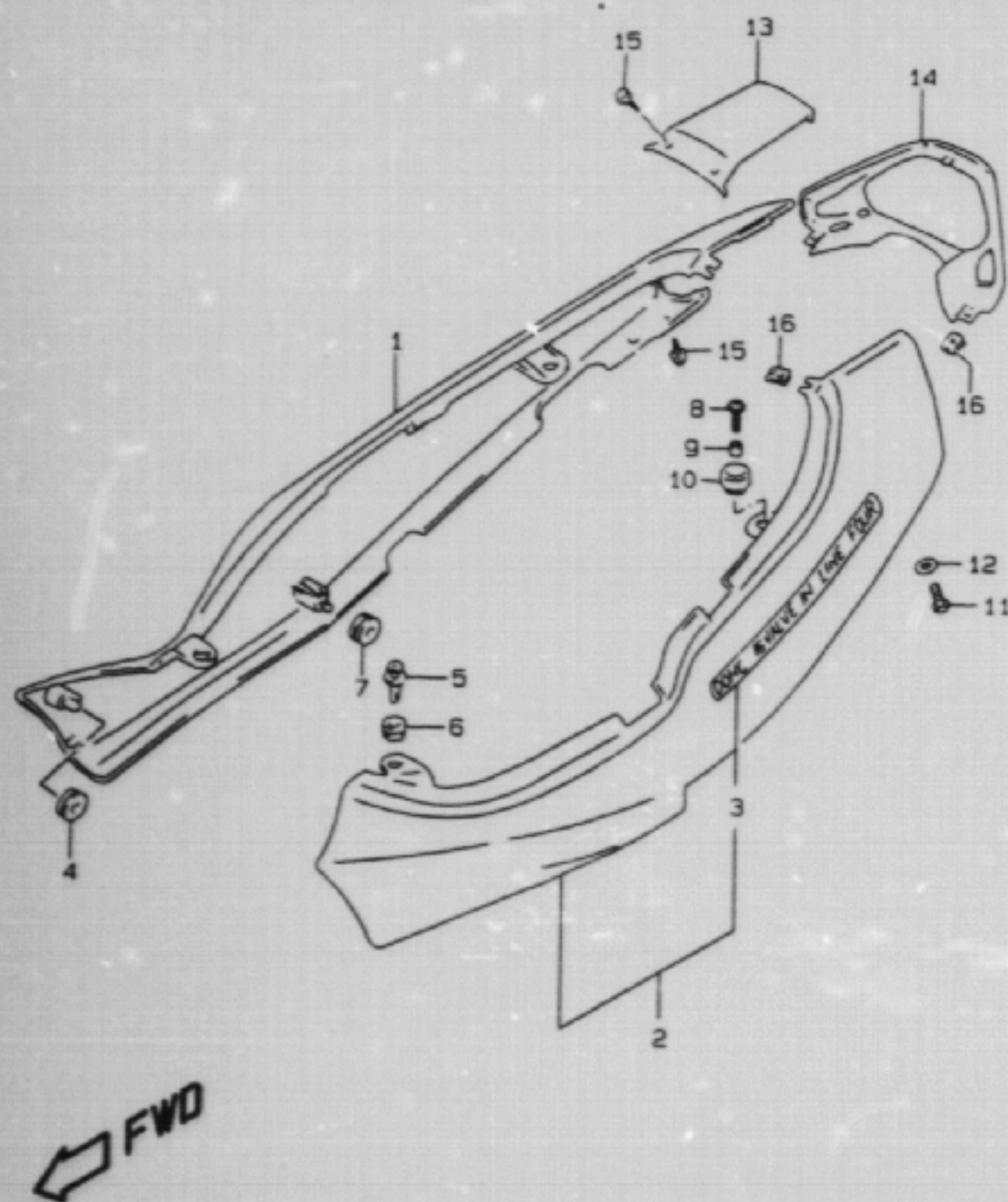
GSF1200SX E28 36A

AIR CLEANER.....	C-07	COWLING BODY.....	G-07	FOOTREST.....	F-06	FRONT WHEEL.....	H-06	LABEL.....	G-11	REAR CUSHION LEVER..	J-04	STAND.....	F-05
ALTERNATOR.....	E-05	COWLING BRACE.....	G-10	FRAME COVER.....	F-12	FUEL COCK.....	F-11	MUFFLER.....	C-08	REAR FENDER.....	G-05	STARTER CLUTCH.....	B-11
BATTERY.....	E-07	CRANKCASE COVER....	B-07	FRAME.....	F-02	FUEL TANK.....	F-09	OIL COOLER.....	C-09	REAR MASTER CYLINDE	J-10	STARTING MOTOR.....	E-02
CAM CHAIN.....	C-03	CRANKCASE.....	B-05	FRONT BRAKE HOSE...	I-02	GEAR SHIFTING.....	D-06	OIL PAN.....	B-08	REAR SWINGING ARM..	J-02	STEERING STEM.....	H-04
CAM SHAFT / VALVE..	C-02	CRANKSHAFT.....	B-10	FRONT BRAKE PIPE...	I-04	HANDLE LEVER.....	G-04	OIL PUMP.....	B-09	REAR WHEEL.....	J-06	TRANSMISSION.....	D-04
CARBURETOR FITTING.	C-06	CYLINDER HEAD COVER	B-02	FRONT CALIPER.....	H-08	HANDLEBAR.....	G-03	OPTIONAL.....	J-13	RIDER HANDLE.....	G-13	TURN SIGNAL LAMP....	E-11
CARBURETOR.....	C-04	CYLINDER HEAD.....	B-03	FRONT DAMPER.....	H-02	HEADLAMP.....	E-10	REAR BRAKE HOSE....	J-12	SEAT.....	G-12	WIRING HARNESS.....	E-13
CLUTCH MASTER CYLIN	I-08	CYLINDER.....	B-04	FRONT FENDER.....	G-02	HORN/HANDLE SWITCH.	E-15	REAR CALIPER.....	J-08	SIGNAL GENERATOR...	E-04		
CLUTCH.....	D-02	ELECTRICAL.....	E-05	FRONT MASTER CYLIND	I-06	HYDRAULIC UNIT.....	I-03	REAR COMBINATION LA	E-12	SPEEDOMETER.....	E-08		

FIG. 36B

F 14

FIG. 36B(F-14) FRAME COVER (GSF1200SW/SX)



REF.NO.	PART NO.	DESCRIPTION	Q'TY	REMARKS
1-1	47110-26E50-22U	COVER ASSY, FRAME RH (MAROON)	1	
1-2	47110-26E50-33J	COVER ASSY, FRAME RH (BLACK)	1	
1-3	47110-26E50-Y7F	COVER ASSY, FRAME RH (BROWN)	1	MODEL X
1-4	47110-26E50-Y7G	COVER ASSY, FRAME RH (GREEN)	1	MODEL X
2-1	47210-26E50-22U	COVER ASSY, FRAME LH (MAROON)	1	
2-2	47210-26E50-33J	COVER ASSY, FRAME LH (BLACK)	1	
2-3	47210-26E50-Y7F	COVER ASSY, FRAME LH (BROWN)	1	MODEL X
2-4	47210-26E50-Y7G	COVER ASSY, FRAME LH (GREEN)	1	MODEL X
3-1	68131-26E30-24G	.EMBLEM, FRAME COVER (GOLD)	2	FOR 22U, 33J
3-2	68131-26E30-0FP	.EMBLEM, FRAME COVER (SILVER)	2	FOR Y7F
3-3	68131-26E30-1RR	.EMBLEM, FRAME COVER (GOLD)	1	FOR 7YG
4	47161-21E00	CUSHION, FRAME COVER FRONT	2	
5	09409-10306	CLIP	2	
6	09320-10501	CUSHION, FRONT UPPER	2	
7	09320-08018	CUSHION, CENTER	2	
8	09136-06105	SCREW	2	
9	09180-06286	SPACER	2	
10	09320-10045	CUSHION, REAR UPPER	2	
11	02142-06163	SCREW, REAR	2	
12	09161-06021	WASHER	2	
13-1	47311-26E00-22U	COVER, FRAME CENTER (MAROON)	1	
13-2	47311-26E00-33J	COVER, FRAME CENTER (BLACK)	1	
13-3	47311-26E00-Y7F	COVER, FRAME CENTER (BROWN)	1	MODEL X
13-4	47311-26E00-Y7G	COVER, FRAME CENTER (GREEN)	1	MODEL X
14	47331-26E00-291	COVER, FRAME REAR (BLACK)	1	
15	03241-15123	SCREW	4	
16	09148-05020	NUT	4	

REFER TO FIG. 36C(F-15) FOR GSF1200SAX

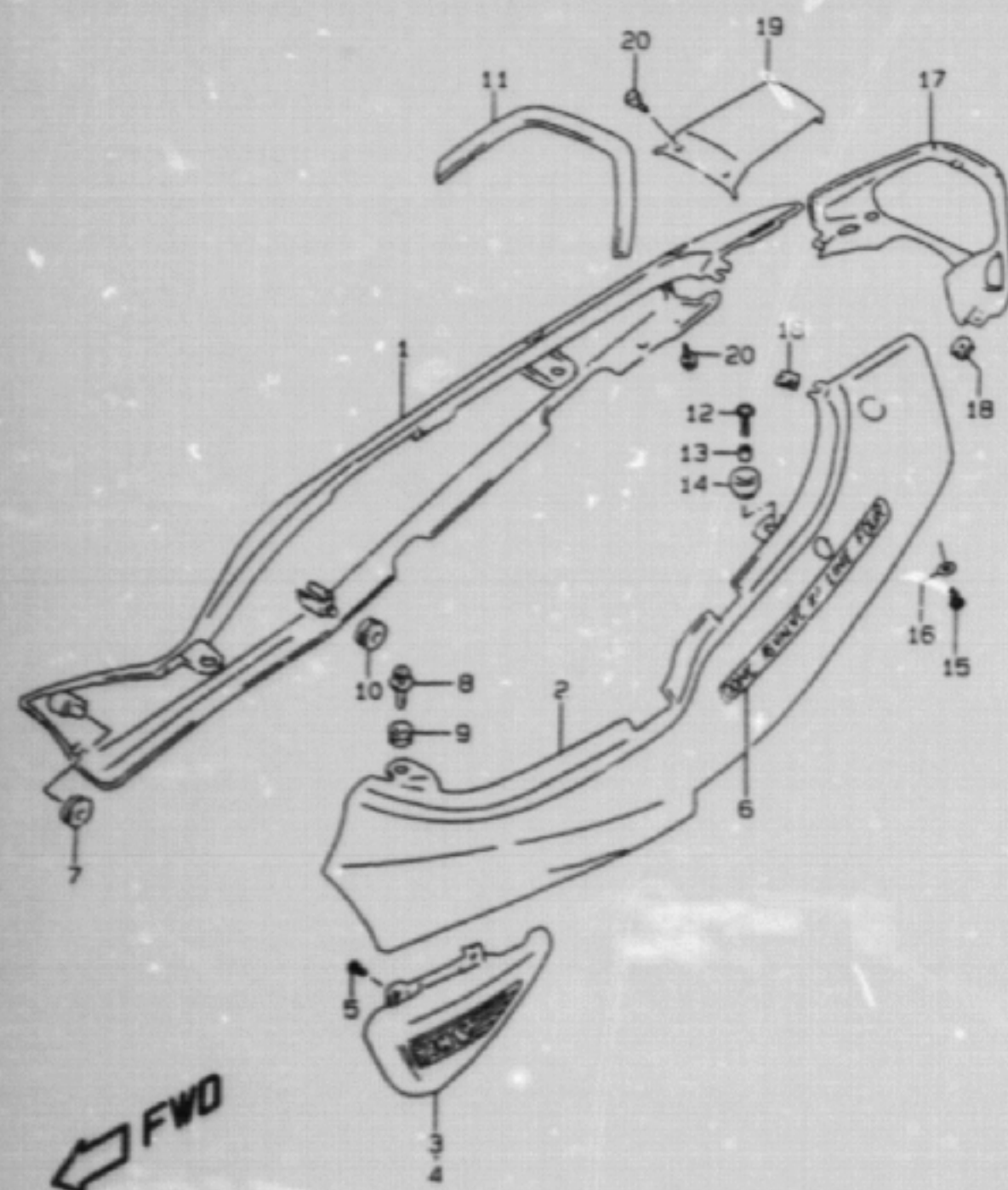
GSF1200SX E28 36B

AIR CLEANER.....	C-07	COWLING BODY.....	G-07	FOOTREST.....	F-04	FRONT WHEEL.....	H-04	LABEL.....	G-11	REAR CUSHION LEVER..	J-04	STAND.....	F-05
ALTERNATOR.....	E-03	COWLING BRACE.....	G-10	FRAME COVER.....	F-12	FUEL COCK.....	F-11	MUFFLER.....	C-08	REAR FENDER.....	G-05	STARTER CLUTCH.....	B-17
BATTERY.....	E-07	CRANKCASE COVER....	B-07	FRAME.....	F-02	FUEL TANK.....	F-09	OIL COOLER.....	C-09	REAR MASTER CYLINDE	J-10	STARTING MOTOR.....	E-02
CAM CHAIN.....	C-03	CRANKCASE.....	B-05	FRONT BRAKE HOSE....	I-02	GEAR SHIFTING.....	D-04	OIL PAN.....	B-08	REAR SWINGING ARM..	J-02	STEERING STEM.....	H-04
CAM SHAFT / VALVE..	C-02	CRANKSHAFT.....	B-10	FRONT BRAKE PIPE....	I-04	HANDLE LEVER.....	G-04	OIL PUMP.....	B-09	REAR WHEEL.....	J-06	TRANSMISSION.....	D-04
CARBURETOR FITTING..	C-04	CYLINDER HEAD COVER	B-02	FRONT CALIPER.....	H-08	HANDLEBAR.....	G-03	OPTIONAL.....	J-13	RIDER HANDLE.....	G-13	TURN SIGNAL LAMP....	E-11
CARBURETOR.....	C-04	CYLINDER HEAD.....	B-03	FRONT DAMPER.....	H-02	HEADLAMP.....	E-10	REAR BRAKE HOSE....	J-12	SEAT.....	G-12	WIRING HARNESS.....	E-13
CLUTCH MASTER CYLIN	I-04	CYLINDER.....	B-04	FRONT FENDER.....	G-02	HORN/HANDLE SWITCH..	F-15	REAR CALIPER.....	J-08	SIGNAL GENERATOR...	E-04		
CLUTCH.....	D-02	ELECTRICAL.....	E-05	FRONT MASTER CYLIND	I-04	HYDRAULIC UNIT.....	I-03	REAR COMBINATION LA	E-12	SPEEDOMETER.....	E-08		

FIG. 36C

F 15

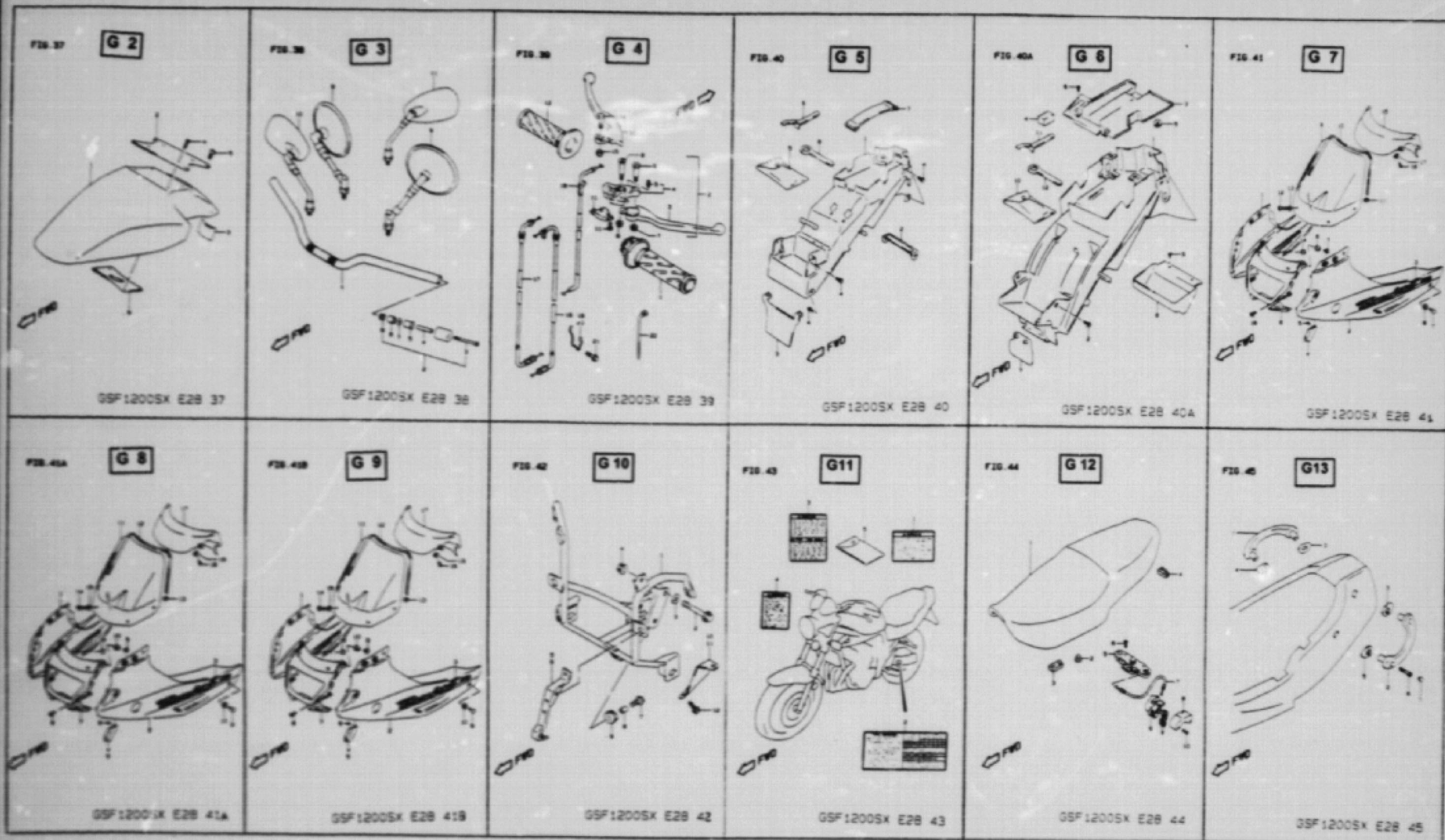
FIG. 36C(F-15) FRAME COVER (GSF1200SAX)



REF.NO.	PART NO.	DESCRIPTION	Q'TY	REMARKS
1-1	47110-27E60-22U	COVER, FRAME RH (MAROON)	1	
1-2	47110-27E60-33J	COVER, FRAME RH (BLACK)	1	
1-3	47110-27E60-Y7F	COVER, FRAME RH (BROWN)	1	
1-4	47110-27E60-Y7G	COVER, FRAME RH (GREEN)	1	
2-1	47210-27E60-22U	COVER, FRAME LH (MAROON)	1	
2-2	47210-27E60-33J	COVER, FRAME LH (BLACK)	1	
2-3	47210-27E60-Y7F	COVER, FRAME LH (BROWN)	1	
2-4	47210-27E60-Y7G	COVER, FRAME LH (GREEN)	1	
3	47121-27E00-291	.COVER, FRAME LOWER RH (BLACK)	1	
4	47221-27E00-291	.COVER, FRAME LOWER LH (BLACK)	1	
5	03541-05163	.SCREW	4	
6-1	68131-26E30-24G	.EMBLEM (GOLD)	2	FOR 22U, 33J
6-2	68131-25E30-0FP	.EMBLEM (SILVER)	2	FOR Y7F
6-3	68131-26E30-1RR	.EMBLEM (GOLD)	2	FOR Y7G
7	47161-21E00	CUSHION, FRAME COVER FRONT	2	
8	09408-10306	CLIP, FRONT UPPER	2	
9	09320-10501	CUSHION, FRONT UPPER	2	
10	09320-08018	CUSHION, CENTER	2	
11	47161-27E00	CUSHION, UPPER	1	
12	09136-06105	SCREW	2	
13	09180-06286	SPACER	2	
14	09320-10045	CUSHION, REAR UPPER	2	
15	02142-06163	SCREW, LOWER	2	
16	09161-06021	WASHER	2	
17	47331-26E00-291	COVER, FRAME REAR (BLACK)	1	
18	09148-05020	NUT	4	
19-1	47311-26E00-22U	COVER, FRAME CENTER (MAROON)	1	
19-2	47311-26E00-33J	COVER, FRAME CENTER (BLACK)	1	
19-3	47311-26E00-Y7F	COVER, FRAME CENTER (BROWN)	1	
19-4	47311-26E00-Y7G	COVER, FRAME CENTER (GREEN)	1	
20	03241-15123	SCREW	4	

GSF1200SX E28 36C

AIR CLEANER.....	C-07	COWLING BODY.....	G-07	FOOTREST.....	F-06	FRONT WHEEL.....	H-06	LABEL.....	G-11	REAR CUSHION LEVER.....	J-04	STAND.....	F-05
ALTERNATOR.....	E-03	COWLING BRACE.....	G-10	FRAME COVER.....	F-12	FUEL COCK.....	F-11	MUFFLER.....	C-08	REAR FENDER.....	G-05	STARTER CLUTCH.....	B-11
BATTERY.....	E-07	CRANKCASE COVER.....	B-07	FRAME.....	F-02	FUEL TANK.....	F-09	OIL COOLER.....	C-09	REAR MASTER CYLINDER.....	J-10	STARTING MOTOR.....	E-02
CAM CHAIN.....	C-03	CRANKCASE.....	B-05	FRONT BRAKE HOSE.....	I-02	GEAR SHIFTING.....	D-06	OIL PAN.....	B-08	REAR SWINGING ARM.....	J-02	STEERING STEM.....	H-04
CAM SHAFT / VALVE.....	C-02	CRANKSHAFT.....	B-10	FRONT BRAKE PIPE.....	I-04	HANDLE LEVER.....	G-04	OIL PUMP.....	B-09	REAR WHEEL.....	J-06	TRANSMISSION.....	D-04
CARBURETOR FITTING.....	C-04	CYLINDER HEAD COVER.....	B-02	FRONT CALIPER.....	H-08	HANDLEBAR.....	G-03	OPTIONAL.....	J-13	RIDER HANDLE.....	G-13	TURN SIGNAL LAMP.....	E-11
CARBURETOR.....	C-04	CYLINDER HEAD.....	B-03	FRONT DAMPER.....	H-02	HEADLAMP.....	E-10	REAR BRAKE HOSE.....	J-12	SEAT.....	G-12	WIRING HARNESS.....	E-13
CLUTCH MASTER CYLINDER.....	I-08	CYLINDER.....	B-04	FRONT FENDER.....	G-02	HORN/HANDLE SWITCH.....	E-15	REAR CALIPER.....	J-08	SIGNAL GENERATOR.....	E-04		
CLUTCH.....	D-02	ELECTRICAL.....	E-05	FRONT MASTER CYLINDER.....	I-06	HYDRAULIC UNIT.....	I-03	REAR COMBINATION LAMP.....	E-12	SPEEDOMETER.....	E-08		

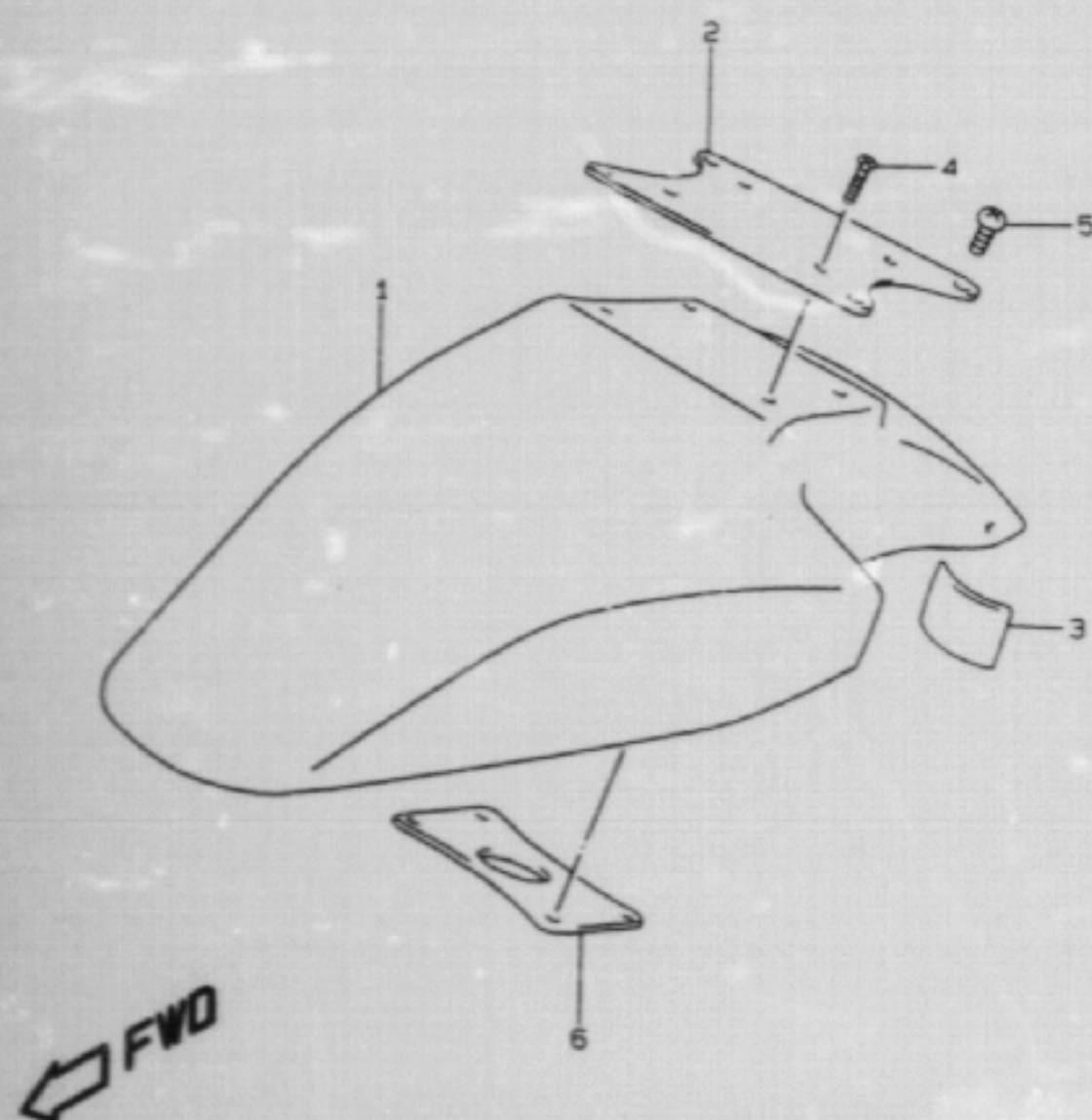


AIR CLEANER.....	C-87	COUPLING BODY.....	G-87	FOOTREST.....	F-84	FRONT WHEEL.....	H-04	LABEL.....	G-11	REAR CUSHION LEVER.....	J-04	STAND.....	F-65
ALTERNATOR.....	E-03	COUPLING BRACE.....	G-10	FRAME COVER.....	F-12	FUEL COCK.....	F-11	MUFFLER.....	C-08	REAR FENDER.....	G-05	STARTER CLUTCH.....	B-11
BATTERY.....	E-07	CRANKCASE COVER.....	B-07	FRAME.....	F-02	FUEL TANK.....	F-09	OIL COOLER.....	C-09	REAR MASTER CYLINDER.....	J-10	STARTING MOTOR.....	E-02
CAM CHAIN.....	C-83	CRANKCASE.....	B-05	FRONT BRAKE HOSE.....	I-02	GEAR SHIFTING.....	D-04	OIL PAN.....	B-08	REAR SWINGING ARM.....	J-02	STEERING STEM.....	H-04
CAM SHAFT / VALVE.....	C-02	CRANKSHAFT.....	B-10	FRONT BRAKE PIPE.....	I-04	HANDLE LEVER.....	G-04	OIL PUMP.....	B-09	REAR WHEEL.....	J-06	TRANSMISSION.....	D-04
CARBURETOR FILLING.....	C-84	CYLINDER HEAD COVER.....	B-02	FRONT CALIPER.....	H-08	HANDLEBAR.....	G-03	OPTIONAL.....	J-13	RIDER HANDLE.....	G-13	TURN SIGNAL LAMP.....	E-11
CARBURETOR.....	C-04	CYLINDER HEAD.....	B-03	FRONT DAMPER.....	H-02	HEADLAMP.....	E-10	REAR BRAKE HOSE.....	J-12	SEAT.....	G-12	WIRING HARNESS.....	E-13
CLUTCH MASTER CYLINDER.....	I-08	CYLINDER.....	B-04	FRONT FENDER.....	G-02	HORN/HANDLE SWITCH.....	E-15	REAR CALIPER.....	J-08	SIGNAL GENERATOR.....	E-04		
CLUTCH.....	D-02	ELECTRICAL.....	E-05	FRONT MASTER CYLINDER.....	I-04	HYDRAULIC UNIT.....	I-03	REAR COMBINATION LAMP.....	E-12	SPEEDOMETER.....	E-08		

FIG.37

G 2

FIG.37 (G-2) FRONT FENDER



REF.NO.	PART NO.	DESCRIPTION	Q'TY	REMARKS
1-1	53111-17C21-22U	FENDER, FRONT (MAROON)	1	
1-2	53111-17C21-33J	FENDER, FRONT (BLACK)	1	MODEL T/W/X
1-3	53111-17C21-Y98	FENDER, FRONT (GREEN)	1	MODEL T
1-4	53111-17C21-Y0N	FENDER, FRONT (BLUE)	1	MODEL V
1-5	53111-17C21-1UH	FENDER, FRONT (GREEN)	1	MODEL W
1-6	53111-17C21-Y4H	FENDER, FRONT (SILVER)	1	MODEL W
1-7	53111-17C21-Y7F	FENDER, FRONT (BROWN)	1	MODEL X
1-8	53111-17C21-Y7G	FENDER, FRONT (GREEN)	1	MODEL X
2	53114-31E00	BRACE, FRONT FENDER	1	
3	53145-17C11	CUSHION, FRONT FENDER	2	
4	09139-05032	SCREW (5X18)	4	
5	09139-08007	SCREW (8X16)	4	
6	53210-17C00	BRACE, FRONT FENDER INNER	1	

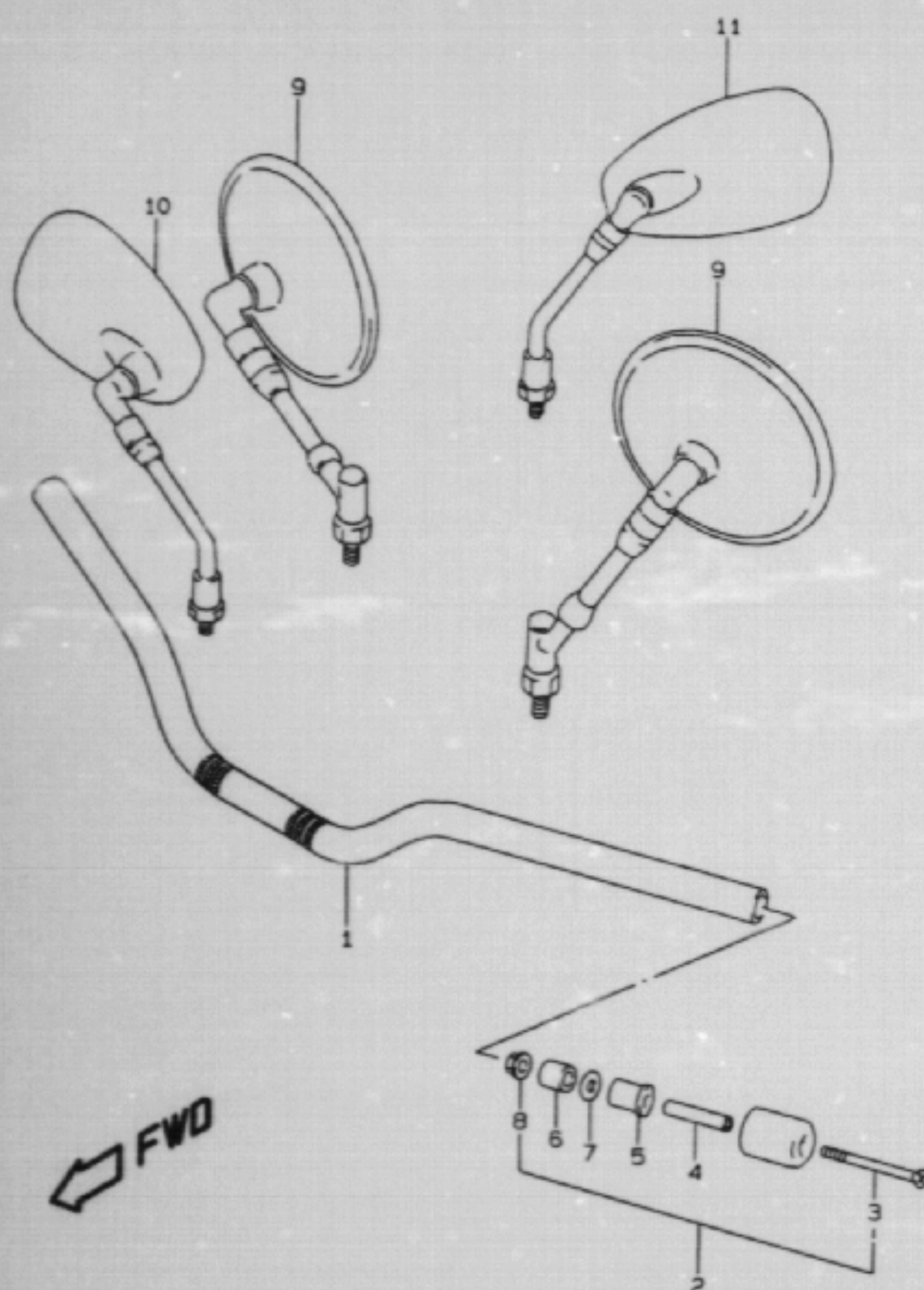
GSF1200SX E2B 37

AIR CLEANER.....	C-07	COWLING BODY.....	G-07	FOOTREST.....	F-06	FRONT WHEEL.....	H-06	LABEL.....	G-11	REAR CUSHION LEVER.....	J-04	STAND.....	F-05
ALTERNATOR.....	E-03	COWLING BRACE.....	G-10	FRAME COVER.....	F-12	FUEL COCK.....	F-11	MUFFLER.....	C-08	REAR FENDER.....	G-05	STARTER CLUTCH.....	B-11
BATTERY.....	E-07	CRANKCASE COVER.....	B-07	FRAME.....	F-02	FUEL TANK.....	F-09	OIL COOLER.....	C-09	REAR MASTER CYLINDE.....	J-10	STARTING MOTOR.....	E-02
CAM CHAIN.....	C-05	CRANKCASE.....	B-05	FRONT BRAKE HOSE.....	I-02	GEAR SHIFTING.....	D-06	OIL PAN.....	B-08	REAR SWINGING ARM.....	J-02	STEERING STEM.....	H-04
CAM SHAFT / VALVE.....	C-02	CRANKSHAFT.....	B-10	FRONT BRAKE PIPE.....	I-04	HANDLE LEVER.....	G-04	OIL PUMP.....	B-09	REAR WHEEL.....	J-06	TRANSMISSION.....	D-04
CARBURETOR FITTING.....	C-04	CYLINDER HEAD COVER.....	B-02	FRONT CALIPER.....	H-08	HANDLEBAR.....	G-03	OPTIONAL.....	J-13	RIDER HANDLE.....	G-13	TURN SIGNAL LAMP.....	E-11
CARBURETOR.....	C-04	CYLINDER HEAD.....	B-03	FRONT DAMPER.....	H-02	HEADLAMP.....	E-10	REAR BRAKE HOSE.....	J-12	SEAT.....	G-12	WIRING HARNESS.....	E-13
CLUTCH MASTER CYLIN.....	I-08	CYLINDER.....	B-04	FRONT FENDER.....	G-02	HORN/HANDLE SWITCH.....	E-15	REAR CALIPER.....	J-08	SIGNAL GENERATOR.....	E-04		
CLUTCH.....	D-02	ELECTRICAL.....	E-05	FRONT MASTER CYLIND.....	I-06	HYDRAULIC UNIT.....	I-03	REAR COMBINATION LA.....	E-12	SPEEDOMETER.....	E-08		

FIG.38

G 3

FIG.38 (G- 3) HANDLEBAR



REF.NO.	PART NO.	DESCRIPTION	Q'TY	REMARKS
1	56110-27E10	HANDLEBAR	1	
2	56200-27861	BALANCER SET, HANDLE	2	
3	09127-06021	.SCREW	2	
4	56276-17D00	.SPACER, BALANCER	2	
5	56272-19D00	.EXPANDER, HANDLE	2	
6	56272-43500	.EXPANDER, HANDLE	2	
7	08322-01063	.WASHER	2	
8	09159-06024	.NUT	2	
9	56500-27E00	MIRROR ASSY, REAR VIEW	2	GSF1200ST/SV/SW/SX
10	56500-10D80	MIRROR ASSY, REAR VIEW	1	GSF1200SAV/SAX
11	56600-10D80	MIRROR ASSY, REAR VIEW	1	GSF1200SAV/SAX

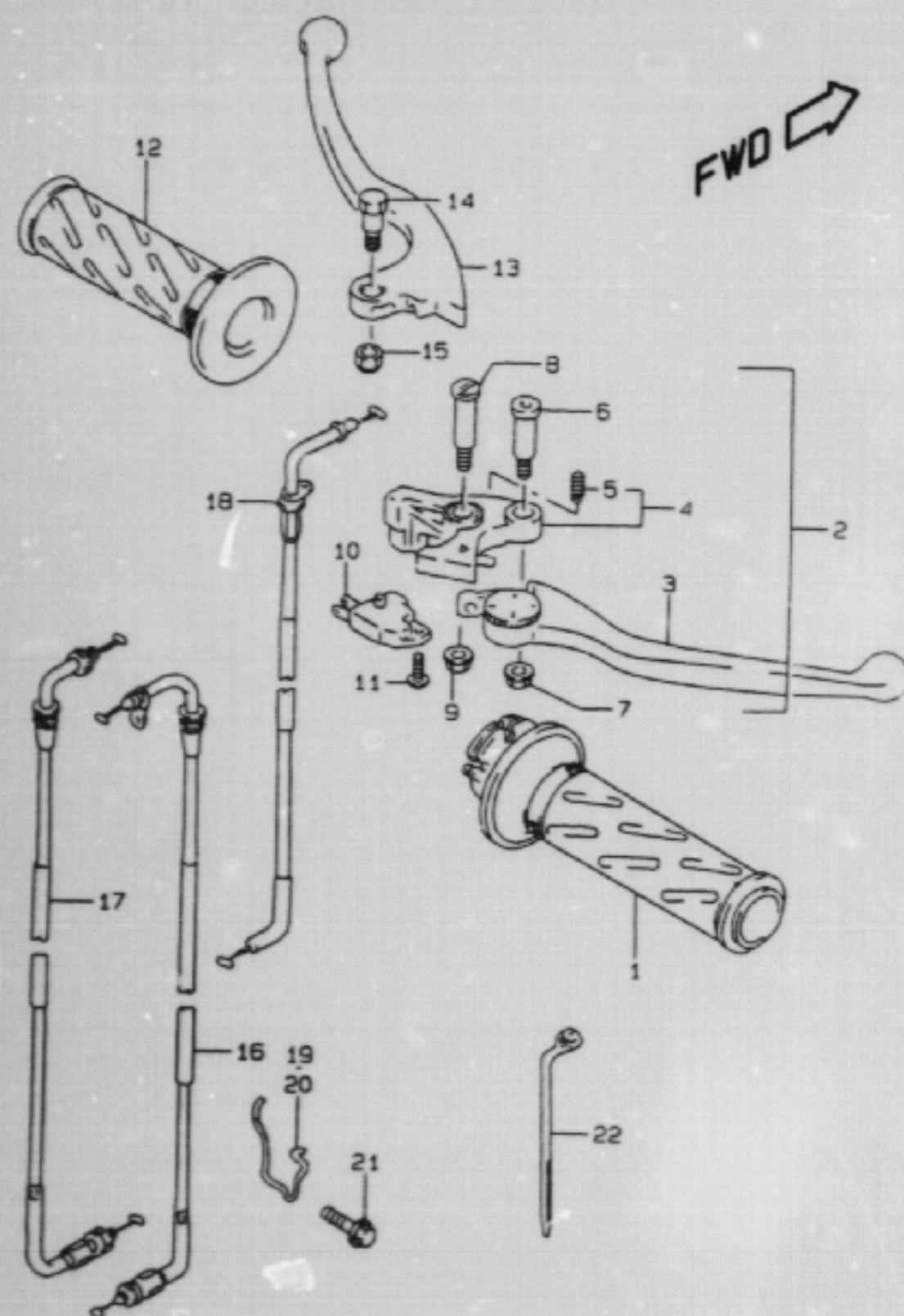
GSF1200SX E28 38

AIR CLEANER.....	C-07	COWLING BODY.....	G-07	FOOTREST.....	F-04	FRONT WHEEL.....	H-04	LABEL.....	G-11	REAR CUSHION LEVER..	J-04	STAND.....	F-05
ALTERNATOR.....	E-03	COWLING BRACE.....	G-10	FRAME COVER.....	F-12	FUEL COCK.....	F-11	MUFFLER.....	C-08	REAR FENDER.....	G-05	STARTER CLUTCH.....	B-11
BATTERY.....	E-07	CRANKCASE COVER....	B-07	FRAME.....	F-02	FUEL TANK.....	F-09	OIL COOLER.....	C-09	REAR MASTER CYLINDE	J-10	STARTING MOTOR.....	E-02
CAM CHAIN.....	C-03	CRANKCASE.....	B-05	FRONT BRAKE HOSE...	I-02	GEAR SHIFTING.....	D-06	OIL PAN.....	B-06	REAR SWINGING ARM..	J-02	STEERING STEM.....	H-04
CAM SHAFT / VALVE..	C-02	CRANKSHAFT.....	B-10	FRONT BRAKE PIPE...	I-04	HANDLE LEVER.....	G-04	OIL PUMP.....	B-09	REAR WHEEL.....	J-04	TRANSMISSION.....	D-04
CARBURETOR FITTING.	C-34	CYLINDER HEAD COVER	B-02	FRONT CALIPER.....	H-08	HANDLEBAR.....	G-03	OPTIONAL.....	J-13	RIDER HANDLE.....	G-13	TURN SIGNAL LAMP....	E-11
CARBURETOR.....	C-04	CYLINDER HEAD.....	B-03	FRONT DAMPER.....	H-02	HEADLAMP.....	E-10	REAR BRAKE HOSE....	J-12	SEAT.....	G-12	WIRING HARNESS.....	E-13
CLUTCH MASTER CYLIN	I-08	CYLINDER.....	B-04	FRONT FENDER.....	G-02	HORN/HANDLE SWITCH.	E-15	REAR CALIPER.....	J-08	SIGNAL GENERATOR...	F-04		
CLUTCH.....	D-02	ELECTRICAL.....	E-05	FRONT MASTER CYLIND	I-06	HYDRAULIC UNIT.....	I-03	REAR COMBINATION LA	E-12	SPEEDOMETER.....	E-08		

FIG. 39

G 4

FIG. 39 (G- 4) HANDLE LEVER



REF.NO.	PART NO.	DESCRIPTION	Q'TY	REMARKS
1	57110-46E01	GRIP, THROTTLE	1	
2-1	57300-40C01	LEVER ASSY, BRAKE	1	MODEL T/V
2-2	57300-40C10	LEVER ASSY, BRAKE	1	MODEL W/X
3	57420-32C00	.LEVER, ADJUST	1	
4-1	57430-40C00	.KNOCKER	1	MODEL T/V
4-2	57430-40C10	.KNOCKER	1	MODEL W/X
5	57438-32C00	..SPRING	1	
6	57437-32C01	.BOLT, LEVER	1	
7	08319-31063	.NUT	1	
8	57431-17C00	.BOLT, KNOCKER	1	
9	08316-10063	.NUT	1	
10	57460-17C00	SWITCH ASSY, STOP	1	
11	57465-17C00	.SCREW	1	
12	57211-22D01	GRIP, LH	1	
13	57621-38A02	LEVER, CLUTCH	1	
14	57431-05A00	BOLT	1	
15	08319-21063	NUT	1	
16	58300-27E00	CABLE ASSY, THROTTLE NO.1	1	
17	58300-27E10	CABLE ASSY, THROTTLE NO.2	1	
18-1	58410-27E10	CABLE, STARTER	1	MODEL T/V/W
18-2	58410-27E11	CABLE, STARTER	1	MODEL X
19	58621-27E00	GUIDE, CABLE NO.1	1	
20	58622-27E00	GUIDE, CABLE NO.2	1	
21	01550-06163	BOLT	2	
22	09407-14403	CLAMP	1	

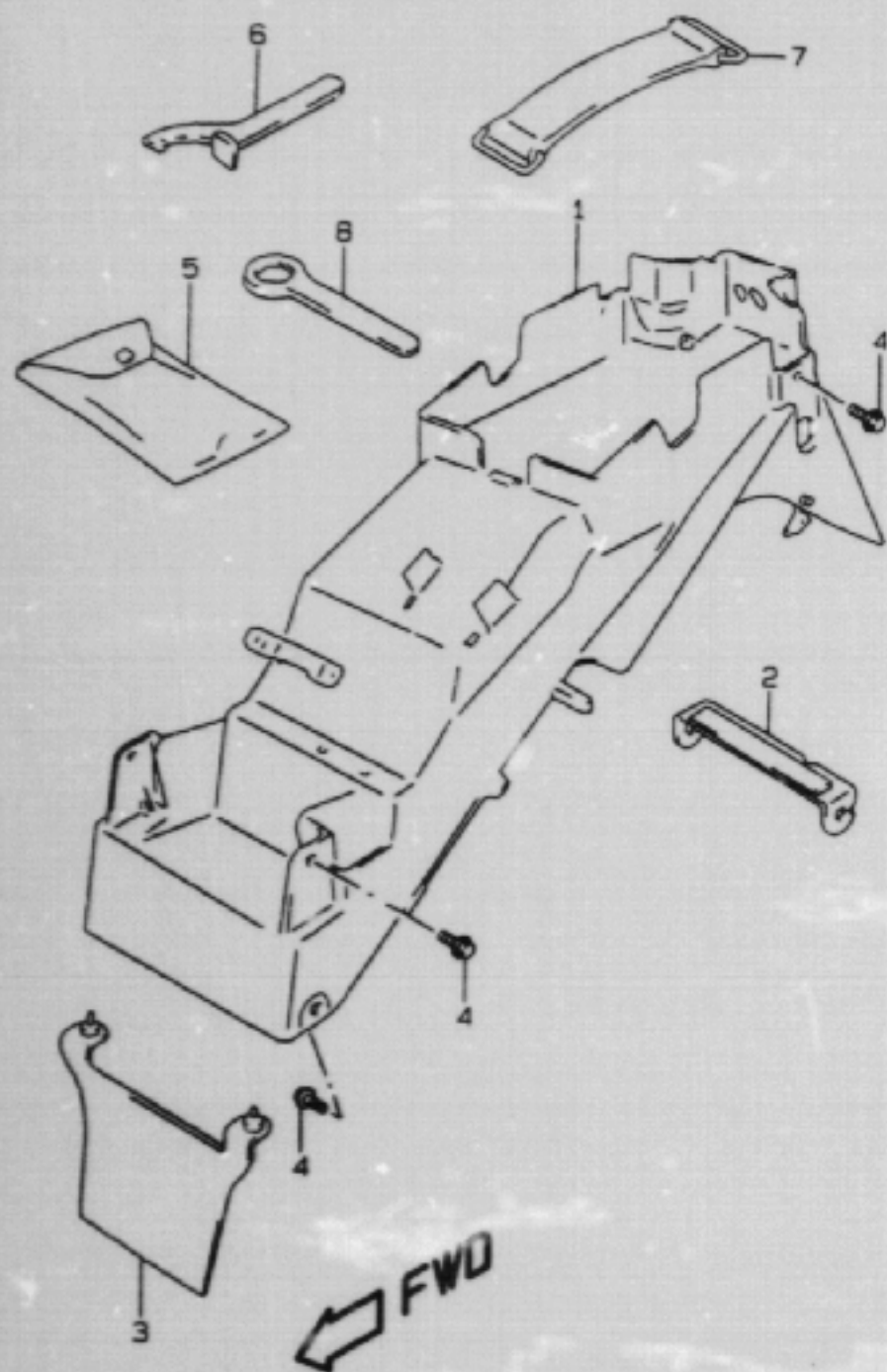
GSF1200SX E28 39

AIR CLEANER.....	C-07	COWLING BODY.....	G-07	FOOTREST.....	F-06	FRONT WHEEL.....	H-06	LABEL.....	G-11	REAR CUSHION LEVER.	J-04	STAND.....	F-05
ALTERNATOR.....	E-03	COWLING SPACE.....	G-10	FRAME COVER.....	F-12	FUEL COCK.....	F-11	MUFFLER.....	C-08	REAR FENDER.....	G-05	STARTER CLUTCH.....	B-11
BATTERY.....	E-07	CRANKCASE COVER.....	B-07	FRAME.....	F-02	FUEL TANK.....	F-09	OIL COOLER.....	C-09	REAR MASTER CYLINDE	J-10	STARTING MOTOR.....	E-02
CAM CHAIN.....	C-03	CRANKCASE.....	B-05	FRONT BRAKE HOSE...	I-02	GEAR SHIFTING.....	D-06	OIL PAN.....	B-08	REAR SWINGING ARM..	J-02	STEERING STEM.....	H-04
CAM SHAFT / VALVE..	C-02	CRANKSHAFT.....	B-10	FRONT BRAKE PIPE...	I-04	HANDLE LEVER.....	G-04	OIL PUMP.....	B-09	REAR WHEEL.....	J-06	TRANSMISSION.....	D-04
CARBURETOR FITTING.	C-04	CYLINDER HEAD COVER	B-02	FRONT CALIPER.....	H-08	HANDLEBAR.....	G-03	OPTIONAL.....	J-13	RIDER HANDLE.....	G-13	TURN SIGNAL LAMP....	E-11
CARBURETOR.....	C-04	CYLINDER HEAD.....	B-03	FRONT DAMPER.....	H-02	HEADLAMP.....	E-10	REAR BRAKE HOSE....	J-12	SEAT.....	G-12	WIRING HARNESS.....	E-13
CLUTCH MASTER CYLIN	I-08	CYLINDER.....	B-04	FRONT FENDER.....	G-02	HORN/HANDLE SWITCH.	E-15	REAR CALIPER.....	J-08	SIGNAL GENERATOR...	E-04		
CLUTCH.....	D-02	ELECTRICAL.....	E-05	FRONT MASTER CYLIND	I-06	HYDRAULIC UNIT.....	I-03	REAR COMBINATION LA	E-12	SPEEDOMETER.....	E-08		

FIG. 40

G 5

FIG. 40 (G- 5) REAR FENDER (GSF1200ST/SV/SW/SX)



REF.NO.	PART NO.	DESCRIPTION	Q'TY	REMARKS
1	63110-26E30	FENDER, REAR	1	
2	63120-27E00	REINF, REAR FENDER	1	
3	63411-26E00	MUD GUARD, FRONT	1	
4	09111-06066	BOLT	6	
5	09800-21017	TOOL ASSY	1	
6	09822-00005	CLAMP WRENCH	1	
7	09462-00008	BAND	1	
8	09817-00039	RING, SPANNER	1	

REFER TO FIG. 40A(G-6) FOR GSF1200SAV/SAX

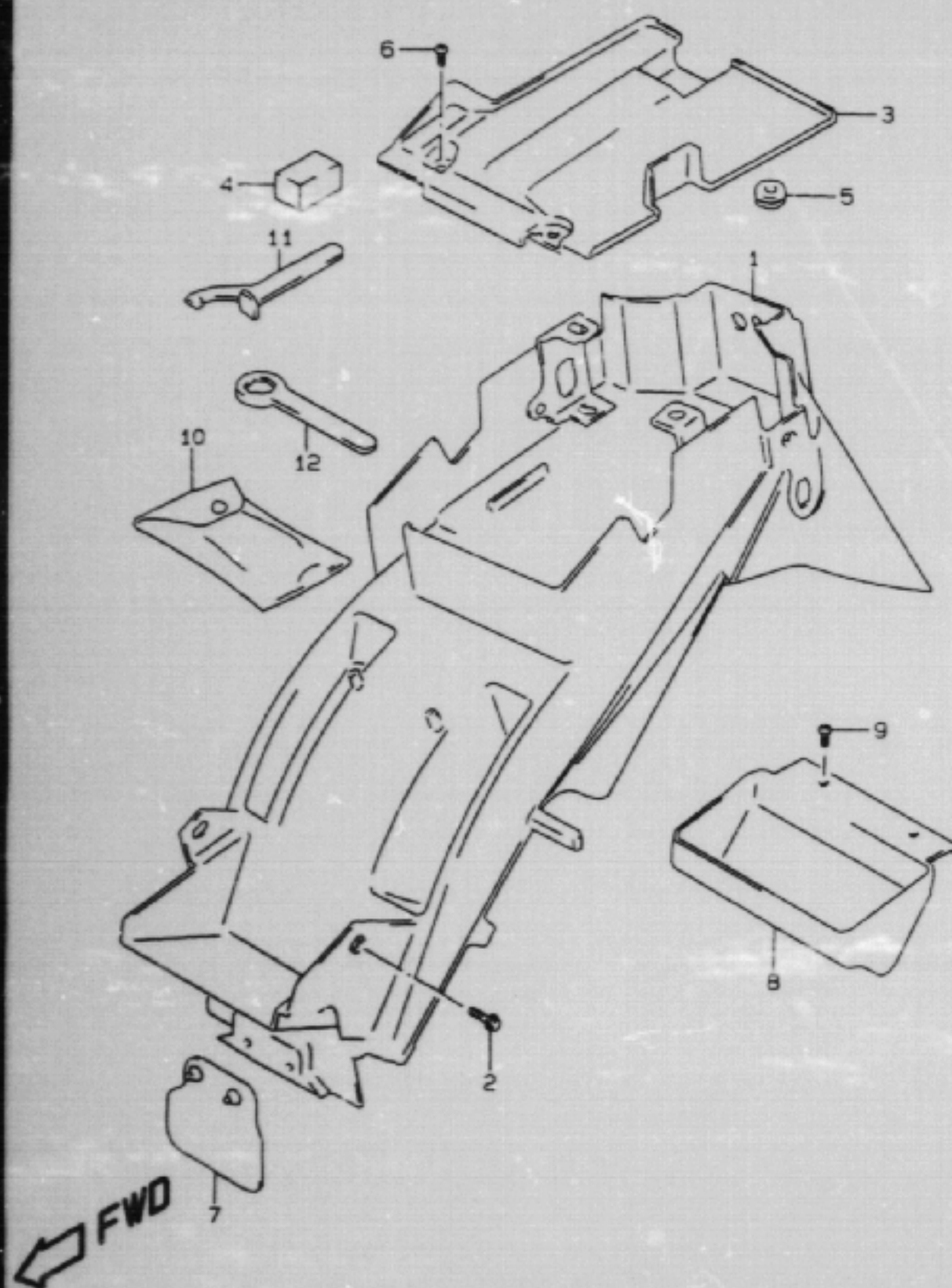
GSF1200SX E28 40

AIR CLEANER.....	C-07	COWLING BODY.....	G-07	FOOTREST.....	F-06	FRONT WHEEL.....	H-06	LABEL.....	G-11	REAR CUSHION LEVER..	J-04	STAND.....	F-05
ALTERNATOR.....	E-03	COWLING BRACE.....	G-10	FRAME COVER.....	F-12	FUEL COCK.....	F-11	MUFFLER.....	C-08	REAR FENDER.....	G-05	STARTER CLUTCH.....	B-11
BATTERY.....	E-07	CRANKCASE COVER.....	B-07	FRAME.....	F-02	FUEL TANK.....	F-09	OIL COOLER.....	C-09	REAR MASTER CYLINDE	J-10	STARTING MOTOR.....	E-02
CAH CHAIN.....	C-03	CRANKCASE.....	B-05	FRONT BRAKE HOSE...	I-02	GEAR SHIFTING.....	D-06	OIL PAN.....	B-08	REAR SWINGING ARM..	J-02	STEERING STEM.....	H-04
CAH SHAFT / VALVE..	C-02	CRANKSHAFT.....	B-10	FRONT BRAKE PIPE...	I-04	HANDLE LEVER.....	G-04	OIL PUMP.....	B-09	REAR WHEEL.....	J-06	TRANSMISSION.....	D-04
CARBURETOR FITTING.	C-06	CYLINDER HEAD COVER	B-02	FRONT CALIPER.....	H-08	HANDLEBAR.....	G-03	OPTIONAL.....	J-13	RIDER HANDLE.....	G-13	TURN SIGNAL LAMP....	E-11
CARBURETOR.....	C-04	CYLINDER HEAD.....	B-03	FRONT DAMPER.....	H-02	HEADLAMP.....	E-10	REAR BRAKE HOSE....	J-12	SEAT.....	G-12	WIRING HARNESS.....	E-13
CLUTCH MASTER CYLIN	I-08	CYLINDER.....	B-04	FRONT FENDER.....	G-02	HORN/HANDLE SWITCH.	E-15	REAR CALIPER.....	J-08	SIGNAL GENERATOR...	E-04		
CLUTCH.....	D-02	ELECTRICAL.....	E-05	FRONT MASTER CYLIND	I-06	HYDRAULIC UNIT.....	I-03	REAR COMBINATION LA	E-12	SPEEDOMETER.....	E-08		

FIG. 40A

G 6

FIG. 40A(G- 6) REAR FENDER (GSF1200SAV/SAX)



REF.NO.	PART NO.	DESCRIPTION	Q'TY	REMARKS
1	63110-27E30	FENDER, REAR	1	
2	63161-43E00	BOLT	5	
3	63117-27E00	COVER	1	
4	63118-27E00	CUSHION	1	
5	09320-08013	CUSHION	1	
6	03541-04123	SCREW	2	
7	63411-33400	MUD GUARD, FRONT	1	
8	41551-27E00	HOLDER, TOOL	1	
9	03541-05123	SCREW	2	
10	09800-21017	TOOL ASSY	1	
11	09822-00005	CLAMP WRENCH	1	
12	09817-00039	RING, SPANNER	1	

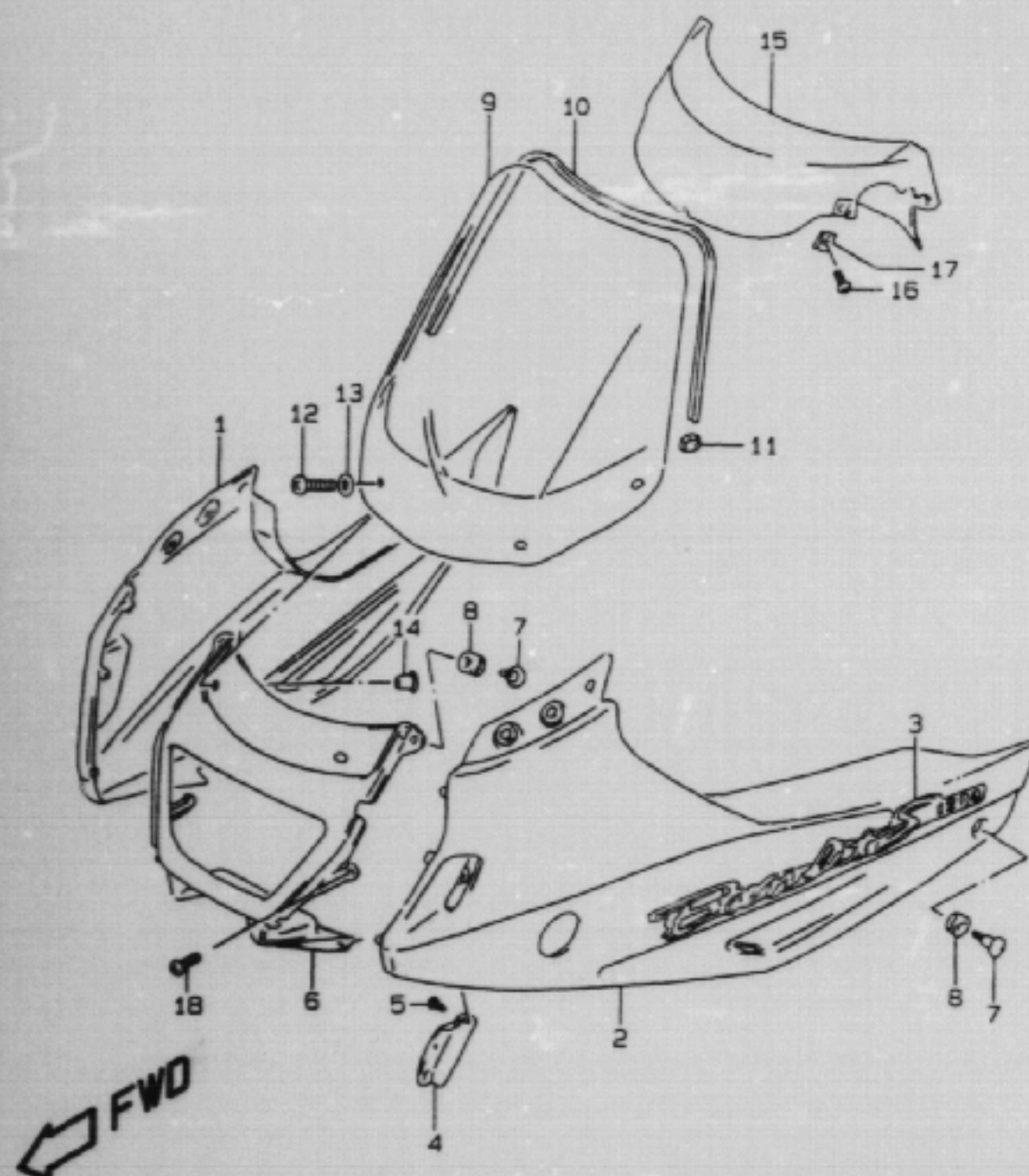
GSF1200SX E28 40A

AIR CLEANER.....	C-07	COWLING BODY.....	G-07	FOOTREST.....	F-06	FRONT WHEEL.....	H-06	LABEL.....	G-11	REAR CUSHION LEVER..	J-04	STAND.....	F-05
ALTERNATOR.....	E-03	COWLING BRACE.....	G-10	FRAME COVER.....	F-12	FUEL COCK.....	F-11	MUFFLER.....	C-08	REAR FENDER.....	G-05	STARTER CLUTCH.....	B-11
BATTERY.....	E-07	CRANKCASE COVER...	B-07	FRAME.....	F-02	FUEL TANK.....	F-09	OIL COOLER.....	C-09	REAR MASTER CYLINDE	J-10	STARTING MOTOR.....	E-02
CAM CHAIN.....	C-03	CRANKCASE.....	B-05	FRONT BRAKE HOSE...	I-02	GEAR SHIFTING.....	D-06	OIL PAN.....	B-08	REAR SWINGING ARM..	J-02	STEERING STEM.....	H-04
CAM SHAFT / VALVE..	C-02	CRANKSHAFT.....	B-10	FRONT BRAKE PIPE...	I-04	HANDLE LEVER.....	G-04	OIL PUMP.....	B-09	REAR WHEEL.....	J-06	TRANSMISSION.....	D-04
CARBURETOR FITTING..	C-06	CYLINDER HEAD COVER	B-02	FRONT CALIPER.....	H-08	HANDLEBAR.....	G-03	OPTIONAL.....	J-13	RIDER HANDLE.....	G-13	TURN SIGNAL LAMP....	E-11
CARBURETOR.....	C-04	CYLINDER HEAD.....	B-03	FRONT DAMPER.....	H-02	HEAD LAMP.....	E-10	REAR BRAKE HOSE....	J-12	SEAT.....	G-12	WIRING HARNESS.....	E-13
CLUTCH MASTER CYLIN	I-08	CYLINDER.....	B-04	FRONT FENDER.....	G-02	HORN/HANDLE SWITCH..	E-15	REAR CALIPER.....	J-08	SIGNAL GENERATOR...	E-04		
CLUTCH.....	D-02	ELECTRICAL.....	E-05	FRONT MASTER CYLIND	I-06	HYDRAULIC UNIT.....	I-03	REAR COMBINATION L.A	E-12	SPEEDOMETER.....	E-08		

FIG. 41

G 7

FIG. 41 (G- 7) COWLING BODY (MODEL T/V)



REF.NO.	PART NO.	DESCRIPTION	Q'TY	REMARKS
1-1	94401-27E10-22U	COWLING ASSY, SIDE RH (MAROON)	1	
1-2	94401-27E00-33J	COWLING ASSY, SIDE RH (BLACK)	1	MODEL T
1-3	94401-27E00-Y98	COWLING ASSY, SIDE RH (GREEN)	1	MODEL T
1-4	94401-27E00-YON	COWLING ASSY, SIDE RH (BLUE)	1	MODEL V
2-1	94402-27E10-22U	COWLING ASSY, SIDE LH (MAROON)	1	
2-2	94402-27E00-33J	COWLING ASSY, SIDE LH (BLACK)	1	MODEL T
2-3	94402-27E00-Y98	COWLING ASSY, SIDE LH (GREEN)	1	MODEL T
2-4	94402-27E00-YON	COWLING ASSY, SIDE LH (BLUE)	1	MODEL V
3-1	68681-27E00-F6G	.EMBLEM, SIDE	2	FOR 22U, 33J, YON
3-2	68681-27E00-F7F	.EMBLEM, SIDE	2	FOR Y98
4-1	94413-26E00	.COVER, COWL INNER RH	1	
4-2	94423-26E00	.COVER, COWL INNER LH	1	
5	03541-05103	.SCREW	4	
6-1	94403-26E10-22U	COWLING ASSY, CENTER (MAROON)	1	
6-2	94403-26E00-33J	COWLING ASSY, CENTER (BLACK)	1	MODEL T
6-3	94403-26E00-Y98	COWLING ASSY, CENTER (GREEN)	1	MODEL T
6-4	94403-26E00-YON	COWLING ASSY, CENTER (BLUE)	1	MODEL V
7	09139-06087	SCREW, SIDE & UPPER REAR	4	
8	09320-09016	CUSHION	4	
9	94610-26E01	WINDSCREEN SET	1	
10	94631-33C01	.MOLDING	1	
11	94637-21E00	.CLIP	2	
12	09139-05025	SCREW	4	
13	08322-01053	WASHER	4	
14	09159-05019	NUT	4	
15	94640-27E00	PANEL, INNER	1	
16	03242-05123	SCREW	4	
17	09148-05038	NUT	4	
18	02142-15163	SCREW	8	

REFER TO FIG. 41A(G-8) FOR MODEL W
REFER TO FIG. 41B(G-9) FOR MODEL X

GSF1200SX E28 41

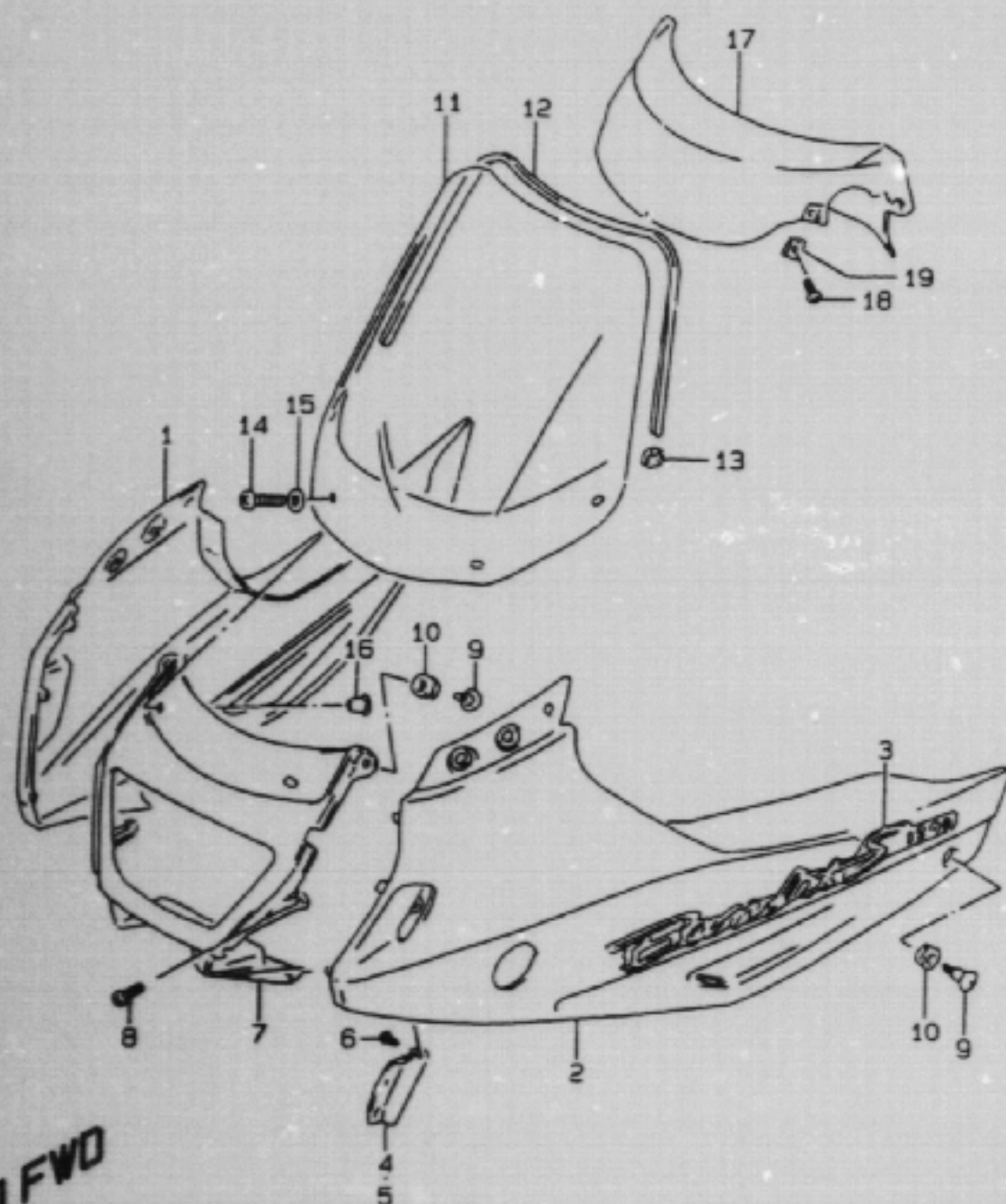
AIR CLEANER.....	C-07	COWLING BODY.....	G-07	FOOTREST.....	F-06	FRONT WHEEL.....	H-06	LABEL.....	G-11	REAR CUSHION LEVER..	J-04	STAND.....	F-05
ALTERNATOR.....	E-03	COWLING BRACE.....	G-10	FRAME COVER.....	F-12	FUEL COCK.....	F-11	MUFFLER.....	C-08	REAR FENDER.....	G-05	STARTER CLUTCH.....	B-11
BATTERY.....	E-07	CRANKCASE COVER....	B-07	FRAME.....	F-02	FUEL TANK.....	F-09	OIL COOLER.....	C-09	REAR MASTER CYLINDE	J-10	STARTING MOTOR.....	E-02
CAM CHAIN.....	C-03	CRANKCASE.....	B-05	FRONT BRAKE HOSE....	I-02	GEAR SHIFTING.....	D-06	OIL PAN.....	B-08	REAR SWINGING ARM..	J-02	STEERING STEM.....	H-04
CAM SHAFT / VALVE..	C-02	CRANKSHAFT.....	B-10	FRONT BRAKE PIPE....	I-04	HANDLE LEVER.....	G-04	OIL PUMP.....	B-09	REAR WHEEL.....	J-06	TRANSMISSION.....	D-04
CARBURETOR FITTING..	C-04	CYLINDER HEAD COVER	B-02	FRONT CALIPER.....	H-08	HANDLEBAR.....	G-03	OPTIONAL.....	J-13	RIDER HANDLE.....	G-13	TURN SIGNAL LAMP....	E-11
CARBURETOR.....	C-04	CYLINDER HEAD.....	B-03	FRONT DAMPER.....	H-02	HEADLAMP.....	E-10	REAR BRAKE HOSE....	J-12	SEAT.....	G-12	WIRING HARNESS.....	E-13
CLUTCH MASTER CYLIN	I-08	CYLINDER.....	B-04	FRONT FENDER.....	G-02	HORN/HANDLE SWITCH..	E-15	REAR CALIPER.....	J-08	SIGNAL GENERATOR...	E-04		
CLUTCH.....	D-02	ELECTRICAL.....	E-05	FRONT MASTER CYLIND	I-06	HYDRAULIC UNIT.....	I-03	REAR COMBINATION LA	E-12	SPEEDOMETER.....	E-08		

FIG. 41A

G 8

FIG. 41A(G- 8) COWLING BODY (MODEL W)

REF.NO.	PART NO.	DESCRIPTION	Q'TY	REMARKS
1-1	94401-27E10-22U	COWL ASSY, SIDE RH (MAROON)	1	
1-2	94401-27E00-33J	COWL ASSY, SIDE RH (BLACK)	1	
2-1	94402-27E10-22U	COWL ASSY, SIDE LH (MAROON)	1	
2-2	94402-27E00-33J	COWL ASSY, SIDE LH (BLACK)	1	
3-1	68681-27E00-F6G	.EMBLEM, SIDE	2	FOR 22U,33J
3-2	68681-27E00-K1Z	.EMBLEM, SIDE	2	FOR 1UH
3-3	68681-27E00-K2A	.EMBLEM, SIDE	2	FOR Y4H
4	94413-26E00	.COVER, COWL INNER RH	1	
5	94423-26E00	.COVER, COWL INNER LH	1	
6	03541-05103	.SCREW	4	
7-1	94403-26E10-22U	COWL ASSY, CENTER (MAROON)	1	
7-2	94403-26E00-23J	COWL ASSY, CENTER (BLACK)	1	
8	02142-15163	SCREW	8	
9	09139-06087	SCREW	4	
10	09320-09016	CUSHION	4	
11	94610-26E01	WINDSCREEN SET	1	
12	94631-33C01	.MOLDING	1	
13	94637-21E00	.CLIP	2	
14	09139-05025	SCREW	4	
15	08322-01053	WASHER	4	
16	09159-05019	NUT	4	
17	94640-27E00	PANEL, INNER	1	
18	03241-05123	SCREW	4	
19	09148-05038	NUT	4	



REFER TO FIG. 41B(G-9) FOR MODEL X

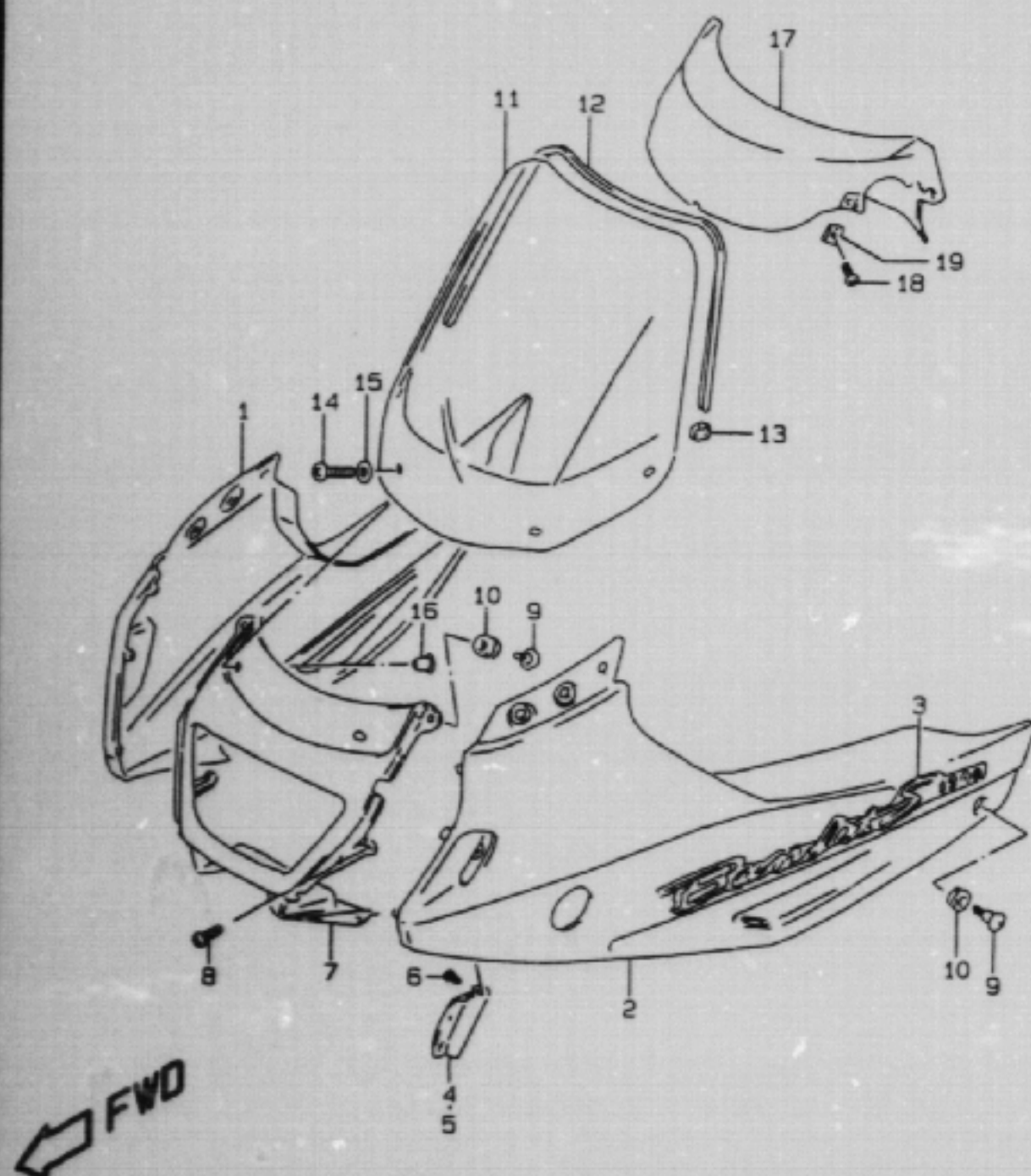
GSF1200SX E28 41A

AIR CLEANER.....	C-07	COWLING BODY.....	G-07	FOOTREST.....	F-06	FRONT WHEEL.....	H-06	LABEL.....	G-11	REAR CUSHION LEVER..	J-04	STAND.....	F-05
ALTERNATOR.....	E-03	COWLING BRACE.....	G-10	FRAME COVER.....	F-12	FUEL COCK.....	F-11	MUFFLER.....	C-08	REAR FENDER.....	G-05	STARTER CLUTCH.....	B-11
BATTERY.....	E-07	CRANKCASE COVER....	B-07	FRAME.....	F-02	FUEL TANK.....	F-09	OIL COOLER.....	C-09	REAR MASTER CYLINDE	J-10	STARTING MOTOR.....	E-02
CAM CHAIN.....	C-03	CRANKCASE.....	B-05	FRONT BRAKE HOSE....	I-02	GEAR SHIFTING.....	D-06	OIL PAN.....	B-08	REAR SWINGING ARM..	J-02	STEERING STEM.....	H-04
CAM SHAFT / VALVE..	C-02	CRANKSHAFT.....	B-10	FRONT BRAKE PIPE....	I-04	HANDLE LEVER.....	G-04	OIL PUMP.....	B-09	REAR WHEEL.....	J-06	TRANSMISSION.....	D-04
CARBURETOR FITTING.	C-06	CYLINDER HEAD COVER	B-02	FRONT CALIPER.....	H-02	HANDLEBAR.....	G-03	OPTIONAL.....	J-13	RIDER HANDLE.....	G-13	TURN SIGNAL LAMP....	E-11
CARBURETOR.....	C-04	CYLINDER HEAD.....	B-03	FRONT DAMPER.....	H-02	HEADLAMP.....	E-10	REAR BRAKE HOSE....	J-12	SEAT.....	G-12	WIRING HARNESS.....	E-13
CLUTCH MASTER CYLIN	I-08	CYLINDER.....	B-04	FRONT FENDER.....	G-02	HORN/HANDLE SWITCH.	E-15	REAR CALIPER.....	J-08	SIGNAL GENERATOR...	E-04		
CLUTCH.....	D-02	ELECTRICAL.....	E-05	FRONT MASTER CYLIND	I-06	HYDRAULIC UNIT.....	I-03	REAR COMBINATION LA	E-12	SPEEDOMETER.....	E-08		

FIG. 41B

G 9

FIG. 41B(G- 9) COWLING BODY (MODEL X)



REF.NO.	PART NO.	DESCRIPTION	Q'TY	REMARKS
1-1	94401-27E10-22U	COWL ASSY, SIDE RH (MAROON)	1	
1-2	94401-27E00-33J	COWL ASSY, SIDE RH (BLACK)	1	
1-3	94401-27E00-Y7F	COWL ASSY, SIDE RH (BROWN)	1	
1-4	94401-27E00-Y7G	COWL ASSY, SIDE RH (GREEN)	1	
2-1	94402-27E10-22U	COWL ASSY, SIDE LH (MAROON)	1	
2-2	94402-27E00-33J	COWL ASSY, SIDE LH (BLACK)	1	
2-3	94402-27E00-Y7F	COWL ASSY, SIDE LH (BROWN)	1	
2-4	94402-27E00-Y7G	COWL ASSY, SIDE LH (GREEN)	1	
3-1	68681-27E00-F6G	.EMBLEM, SIDE	2	FOR 22U, 33J
3-2	68681-27E00-L9D	.EMBLEM, SIDE	2	FOR Y7F
3-3	68681-27E00-K1Z	.EMBLEM, SIDE	2	FOR Y7G
4	94413-26E00	.COVER, COWL INNER RH	1	
5	94423-26E00	.COVER, COWL INNER LH	1	
6	03541-05103	.SCREW	4	
7-1	94403-26E10-22U	COWL ASSY, CENTER (MAROON)	1	
7-2	94403-26E00-33J	COWL ASSY, CENTER (BLACK)	1	
7-3	94403-26E00-Y7F	COWL ASSY, CENTER (BROWN)	1	
7-4	94403-26E00-Y7G	COWL ASSY, CENTER (GREEN)	1	
8	02142-15163	SCREW	8	
9	09139-06087	SCREW	4	
10	09320-09016	CUSHION	4	
11	94610-26E01	WINDSCREEN SET	1	
12	94631-33C01	.MOLDING	1	
13	94637-21E00	.CLIP	2	
14	09139-05025	SCREW	4	
15	08322-01053	WASHER	4	
16	09159-05019	NUT	4	
17	94640-27E00	PANEL, INNER	1	
18	03242-05123	SCREW	4	
19	09148-05038	NUT	4	

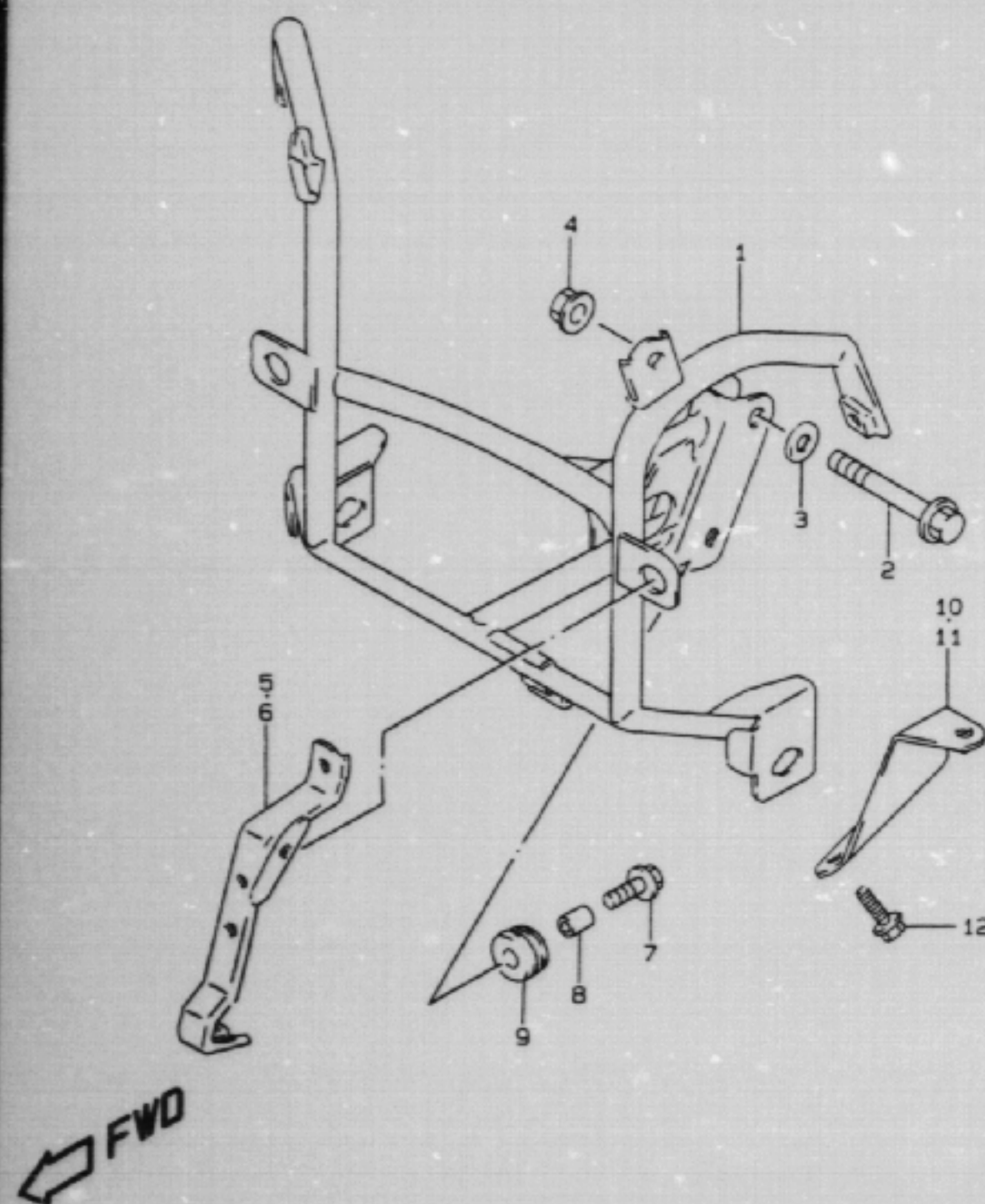
GSF1200SX E28 41B

AIR CLEANER.....	C-07	COWLING BODY.....	G-07	FOOTREST.....	F-06	FRONT WHEEL.....	H-06	LABEL.....	G-11	REAR CUSHION LEVER..	J-04	STAND.....	F-05
ALTERNATOR.....	E-03	COWLING BRACE.....	G-10	FRAME COVER.....	F-12	FUEL COCK.....	F-11	MUFFLER.....	C-08	REAR FENDER.....	G-05	STARTER CLUTCH.....	B-11
BATTERY.....	E-07	CRANKCASE COVER....	B-07	FRAME.....	F-02	FUEL TANK.....	F-09	OIL COOLER.....	C-09	REAR MASTER CYLINDE	J-10	STARTING MOTOR.....	E-02
CAM SHAFT.....	C-03	CRANKCASE.....	B-05	FRONT BRAKE HOSE...	I-02	GEAR SHIFTING.....	D-06	OIL PAN.....	B-08	REAR SWINGING ARM..	J-02	STEERING STEM.....	H-04
CAM SHAFT / VALVE..	C-02	CRANKSHAFT.....	B-10	FRONT BRAKE PIPE...	I-04	HANDLE LEVER.....	G-04	OIL PUMP.....	B-09	REAR WHEEL.....	J-04	TRANSMISSION.....	D-04
CARBURETOR FITTING.	C-06	CYLINDER HEAD COVER	B-02	FRONT CALIPER.....	H-08	HANDLEBAR.....	G-03	OPTIONAL.....	J-13	RIDER HANDLE.....	G-13	TURN SIGNAL LAMP....	E-11
CARBURETOR.....	C-04	CYLINDER HEAD.....	B-03	FRONT DAMPER.....	H-02	HEADLAMP.....	E-10	REAR BRAKE HOSE....	J-12	SEAT.....	G-12	WIRING HARNESS.....	E-13
CLUTCH MASTER CYLIN	I-08	CYLINDER.....	B-04	FRONT FENDER.....	G-02	HORN/HANDLE SWITCH.	E-15	REAR CALIPER.....	J-08	SIGNAL GENERATOR...	E-04		
CLUTCH.....	D-02	ELECTRICAL.....	E-05	FRONT MASTER CYLIND	I-06	HYDRAULIC UNIT.....	I-03	REAR COMBINATION LA	E-12	SPEEDOMETER.....	E-08		

FIG. 42

G 10

FIG. 42 (G-10) COWLING BRACE



REF.NO.	PART NO.	DESCRIPTION	Q'TY	REMARKS
1-1	94510-26E00	BRACE, COWLING	1	GSF1200ST/SV/SW/SX
1-2	94510-26E10	BRACE, COWLING	1	GSF1200SAV/SAX
2	09103-08222	BOLT	2	
3	09164-08020	WASHER	2	
4	08316-10083	NUT	1	
5	94520-26E00	BRACKET, HEADLAMP RH	1	
6	94530-26E00	BRACKET, HEADLAMP LH	1	
7-1	09116-06146	BOLT	2	MODEL T/V/W
7-2	09116-06131	BOLT	2	MODEL X
8-1	09180-06114	SPACER	2	MODEL T
8-2	09180-06307	SPACER	2	MODEL V/W/X
9	09320-08047	CUSHION	2	
10	94531-27E00	BRACKET, REAR RH	1	
11	94541-27E00	BRACKET, REAR LH	1	
12	01570-06163	BOLT	4	

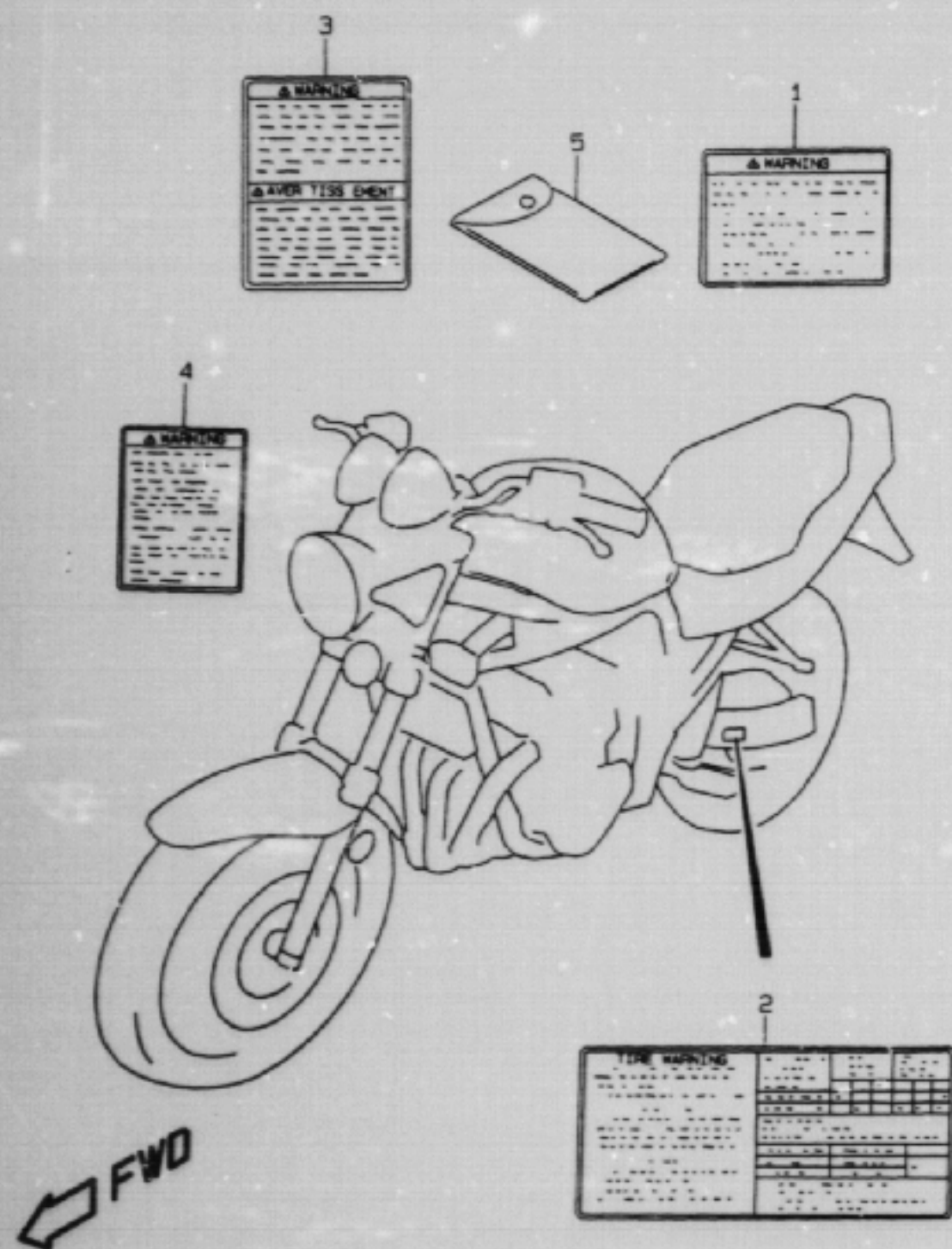
GSF1200SX E28 42

AIR CLEANER.....	C-07	COWLING BODY.....	G-07	FOOTREST.....	F-04	FRONT WHEEL.....	H-06	LABEL.....	G-11	REAR CUSHION LEVER..	J-04	STAND.....	F-05
ALTERNATOR.....	E-03	COWLING BRACE.....	G-10	FRAME COVER.....	F-12	FUEL COCK.....	F-11	MUFFLER.....	C-08	REAR FENDER.....	G-05	STARTER CLUTCH.....	B-11
BATTERY.....	E-07	CRANKCASE COVER....	B-07	FRAME.....	F-02	FUEL TANK.....	F-09	OIL COOLER.....	C-09	REAR MASTER CYLINDE	J-10	STARTING MOTOR.....	E-02
CAM CHAIN.....	C-03	CRANKCASE.....	B-05	FRONT BRAKE HOSE...	I-02	GEAR SHIFTING.....	D-06	OIL PAN.....	B-08	REAR SWINGING ARM..	J-02	STEERING STEM.....	H-04
CAM SHAFT / VALVE..	C-02	CRANKSHAFT.....	B-10	FRONT BRAKE PIPE...	I-04	HANDLE LEVER.....	G-04	OIL PUMP.....	B-09	REAR WHEEL.....	J-06	TRANSMISSION.....	D-04
CARBURETOR FITTING..	C-04	CYLINDER HEAD COVER	B-02	FRONT CALIPER.....	H-08	HANDLEBAR.....	G-03	OPTIONAL.....	J-13	RIDER HANDLE.....	G-13	TURN SIGNAL LAMP....	E-11
CARBURETOR.....	C-04	CYLINDER HEAD.....	B-03	FRONT DAMPER.....	H-02	HEADLAMP.....	E-10	REAR BRAKE HOSE....	J-12	SEAT.....	G-12	WIRING HARNESS.....	E-13
CLUTCH MASTER CYLIN	I-08	CYLINDER.....	B-04	FRONT FENDER.....	G-02	HORN/HANDLE SWITCH..	E-15	REAR CALIPER.....	J-08	SIGNAL GENERATOR...	E-04		
CLUTCH.....	D-02	ELECTRICAL.....	E-05	FRONT MASTER CYLIND	I-04	HYDRAULIC UNIT.....	I-03	REAR COMBINATION LA	E-12	SPEEDOMETER.....	E-08		

FIG. 43

G11

FIG. 43 (G-11) LABEL



REF.NO.	PART NO.	DESCRIPTION	Q'TY	REMARKS
1	68319-33E10	LABEL, WARNING SAFETY	1	
2-1	68332-27E32	LABEL, TIRE AIR PRESSURE	1	GSF1200ST
2-2	68332-27E40	LABEL, TIRE AIR PRESSURE	1	GSF1200SV
2-3	68332-27E51	LABEL, TIRE AIR PRESSURE	1	GSF1200SAV
2-4	68332-27E60	LABEL, TIRE INFORMATION	1	MODEL W/X
3	68613-21E00	LABEL, WARNING STEERING	1	
4-1	68612-48B00	LABEL, WARNING SCREEN	1	
4-2	68612-48B10	LABEL, WARNING SCREEN	1	
5	94980-42A00	BAG, OWNER'S MANUAL	1	GSF1200SAV/SAX
6-1	99011-27E50-042	MANUAL, OWNER'S	1	GSF1200ST
6-2	99011-27E51-28B	MANUAL, OWNER'S	1	GSF1200SV
6-3	99011-27E51-042	MANUAL, OWNER'S	1	GSF1200SAV
6-4	99011-27E52-28B	MANUAL, OWNER'S	1	GSF1200SW
6-5	99011-27E53-28B	MANUAL, OWNER'S	1	GSF1200SX
6-6	99011-27E73-042	MANUAL, OWNER'S	1	GSF1200SAX DRAWING NOT SHOWN
7	99016-27E51-042	MANUAL, SUPPLEMENT	1	GSF1200SAV E28 DRAWING NOT SHOWN

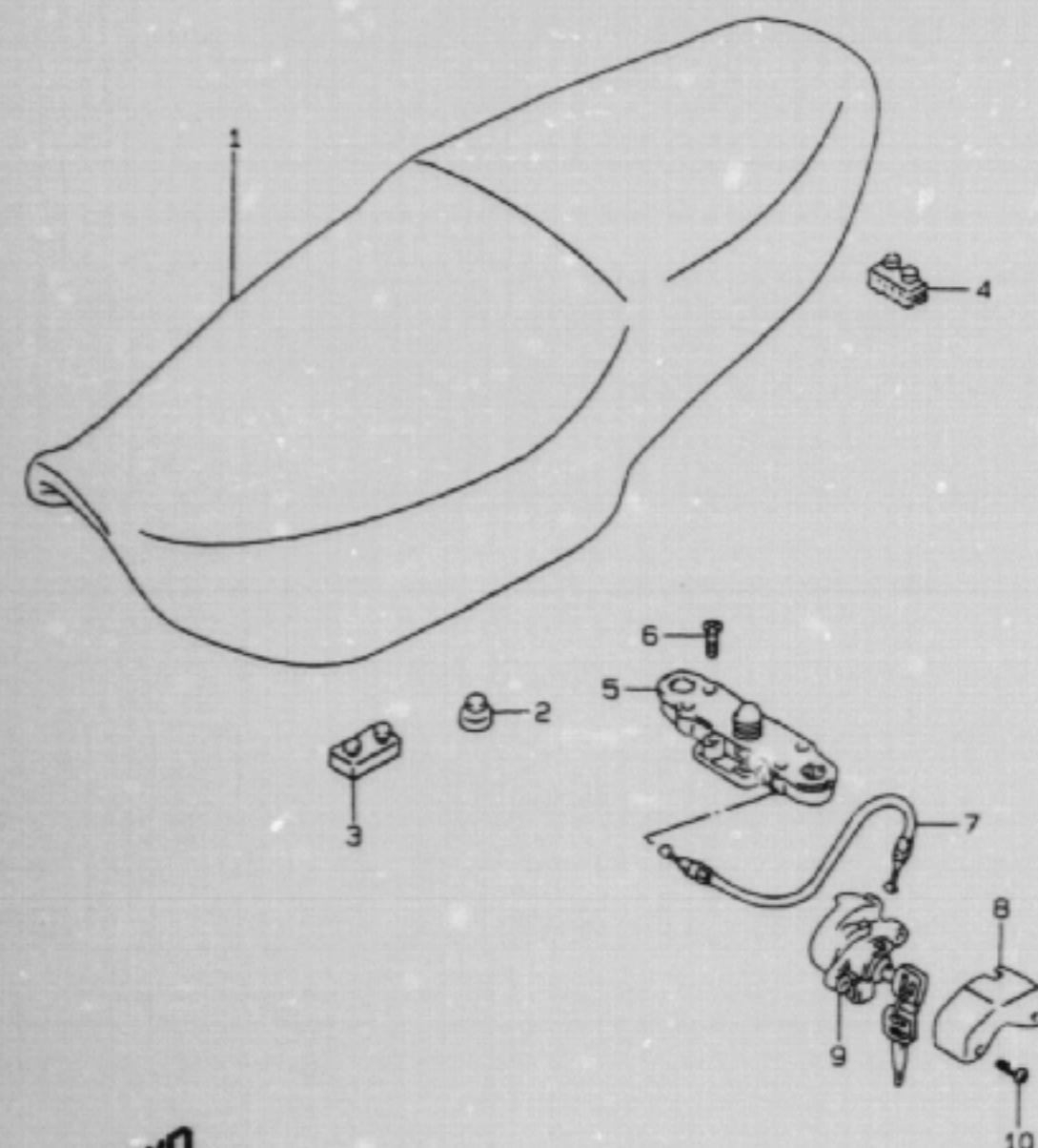
GSF1200SX E28 43

AIR CLEANER.....	C-07	COWLING BODY.....	G-07	FOOTREST.....	F-06	FRONT WHEEL.....	H-06	LABEL.....	G-11	REAR CUSHION LEVER..	J-04	STAND.....	F-05
ALTERNATOR.....	E-03	COWLING BRACE.....	G-10	FRAME COVER.....	F-12	FUEL COCK.....	F-11	MUFFLER.....	C-08	REAR FENDER.....	G-05	STARTER CLUTCH.....	B-11
BATTERY.....	E-07	CRANKCASE COVER....	B-07	FRAME.....	F-02	FUEL TANK.....	F-09	OIL COOLER.....	C-09	REAR MASTER CYLINDE	J-10	STARTING MOTOR.....	E-02
CAM CHAIN.....	C-03	CRANKCASE.....	B-05	FRONT BRAKE HOSE...	I-02	GEAR SHIFTING.....	D-06	OIL PAN.....	B-08	REAR SWINGING ARM..	J-02	STEERING STEM.....	H-04
CAM SHAFT / VALVE..	C-02	CRANKSHAFT.....	B-10	FRONT BRAKE PIPE...	I-04	HANDLE LEVER.....	G-04	OIL PUMP.....	B-09	REAR WHEEL.....	J-06	TRANSMISSION.....	D-04
CARBURETOR FITTING.	C-04	CYLINDER HEAD COVER	B-02	FRONT CALIPER.....	H-08	HANDLEBAR.....	G-03	OPTIONAL.....	J-13	RIDER HANDLE.....	G-13	TURN SIGNAL LAMP....	E-11
CARBURETOR.....	C-04	CYLINDER HEAD.....	B-03	FRONT DAMPER.....	H-02	HEADLAMP.....	E-10	REAR BRAKE HOSE....	J-12	SEAT.....	G-12	WIRING HARNESS.....	E-13
CLUTCH MASTER CYLIN	I-08	CYLINDER.....	B-04	FRONT FENDER.....	G-02	HORN/HANDLE SWITCH.	E-15	REAR CALIPER.....	J-08	SIGNAL GENERATOR...	E-04		
CLUTCH.....	D-02	ELECTRICAL.....	E-05	FRONT MASTER CYLIND	I-06	HYDRAULIC UNIT.....	I-03	REAR COMBINATION LA	E-12	SPEEDOMETER.....	E-08		

FIG. 44

G 12

FIG. 44 (G-12) SEAT



REF.NO.	PART NO.	DESCRIPTION	Q'TY	REMARKS
1-1	45100-26E31-P21	SEAT ASSY (BLACK)	1	GSF1200ST/SV/SW/SX
1-2	45100-26E70-P21	SEAT ASSY (BLACK)	1	GSF1200SAV/SAX
2	09321-10012	.CUSHION	4	
3	09321-08006	.CUSHION	2	
4	45149-31300	.CUSHION	1	
5	45220-13601	BRACKET, SEAT REAR	1	
6	02112-06303	SCREW	2	
7	45280-08A00	CABLE, SEAT LOCK	1	
8	45289-26E00	GUARD, SEAT LOCK	1	
9	95700-10833	LOCK SET, HELMET	1	
10-1	09139-06092	SCREW (6X14)	2	GSF1200ST/SV/SW/SX
10-2	45791-26E00	SCREW, SEAT LOCK (5X27)	2	GSF1200SAV/SAX

⇐ FWD

GSF1200SX E28 44

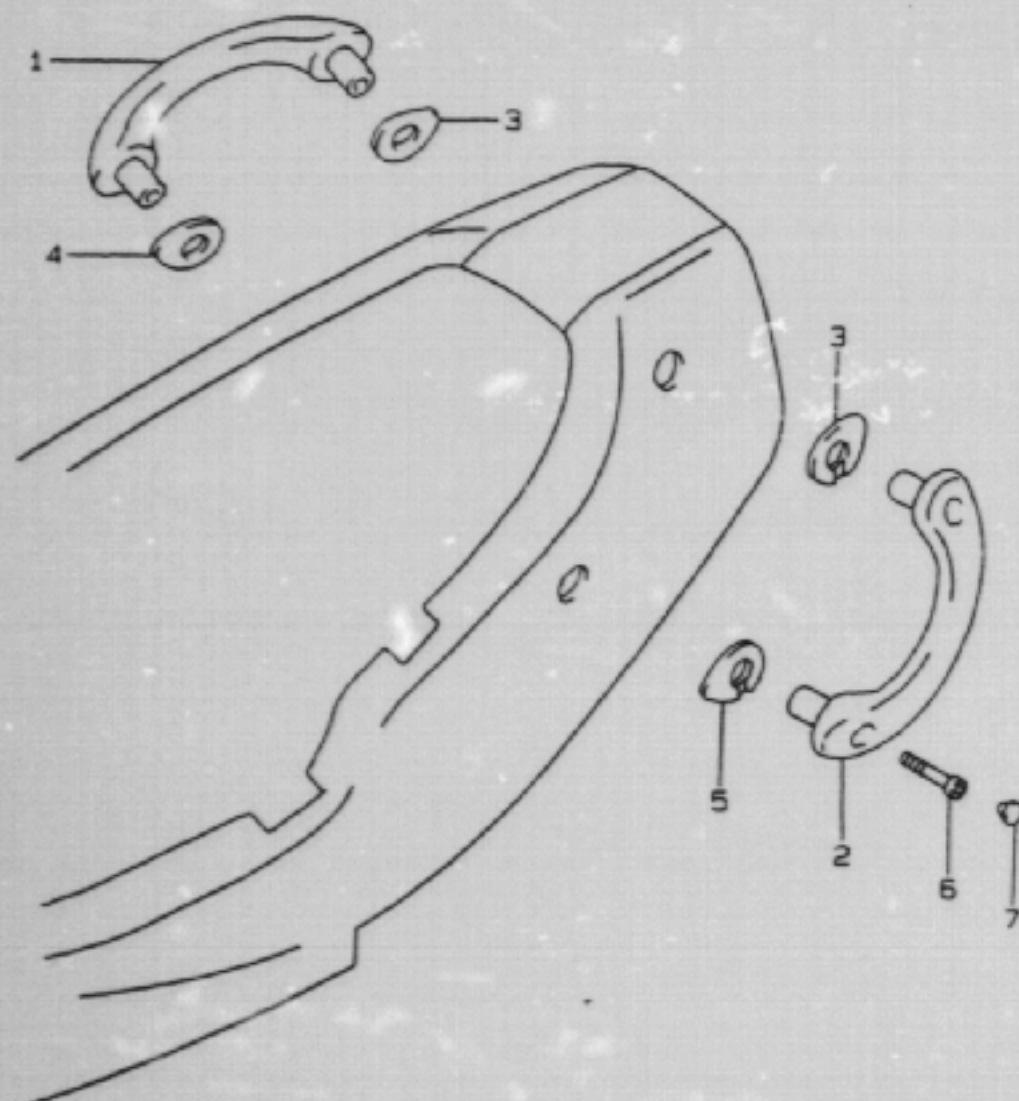
AIR CLEANER.....	C-07	COWLING BODY.....	G-07	FOOTREST.....	F-06	FRONT WHEEL.....	H-06	LABEL.....	G-11	REAR CUSHION LEVER..	J-04	STAND.....	F-05
ALTERNATOR.....	E-03	COWLING BRACE.....	G-10	FRAME COVER.....	F-12	FUEL COCK.....	F-11	MUFFLER.....	C-08	REAR FENDER.....	G-05	STARTER CLUTCH.....	B-11
BATTERY.....	E-07	CRANKCASE COVER....	B-07	FRAME.....	F-02	FUEL TANK.....	F-09	OIL COOLER.....	C-09	REAR MASTER CYLINDE	J-10	STARTING MOTOR.....	E-02
CAM CHAIN.....	C-03	CRANKCASE.....	B-05	FRONT BRAKE HOSE...	I-02	GEAR SHIFTING.....	D-06	OIL PAN.....	B-08	REAR SWINGING ARM..	J-02	STEERING STEM.....	H-04
CAM SHAFT / VALVE..	C-02	CRANKSHAFT.....	B-10	FRONT BRAKE PIPE...	I-04	HANDLE LEVER.....	G-04	OIL PUMP.....	B-09	REAR WHEEL.....	J-06	TRANSMISSION.....	D-04
CARBURETOR FITTING.	C-06	CYLINDER HEAD COVER	B-02	FRONT CALIPER.....	H-08	HANDLEBAR.....	G-03	OPTIONAL.....	J-13	RIDER HANDLE.....	G-13	TURN SIGNAL LAMP....	E-11
CARBURETOR.....	C-04	CYLINDER HEAD.....	B-03	FRONT DAMPER.....	H-02	HEADLAMP.....	E-10	REAR BRAKE HOSE....	J-12	SEAT.....	G-12	WIRING HARNESS.....	E-13
CLUTCH MASTER CYLIN	I-08	CYLINDER.....	B-04	FRONT FENDER.....	G-02	HORN/HANDLE SWITCH.	E-15	REAR CALIPER.....	J-08	SIGNAL GENERATOR...	E-04		
CLUTCH.....	D-02	ELECTRICAL.....	E-05	FRONT MASTER CYLIND	I-06	HYDRAULIC UNIT.....	I-03	REAR COMBINATION LA	E-12	SPEEDOMETER.....	E-08		

FIG. 45

G13

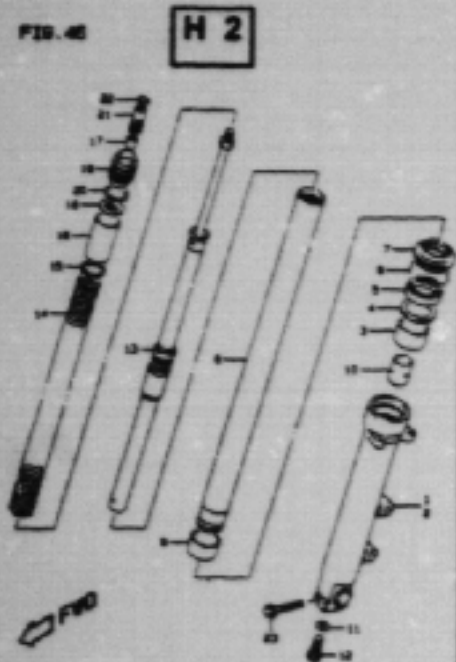
FIG. 45 (G-13) RIDER HANDLE

REF.NO.	PART NO.	DESCRIPTION	Q'TY	REMARKS
1	46211-26E00-35W	HANDLE, PILLION RIDER RH (GRAY)	1	
2	46221-26E00-35W	HANDLE, PILLION RIDER LH (GRAY)	1	
3	46236-26E00	CUSHION, UPPER	2	
4	46238-26E00	CUSHION, LOWER RH	1	
5	46239-26E00	CUSHION, LOWER LH	1	
6	07130-08453	BOLT	4	
7	09250-06004	CAP	4	

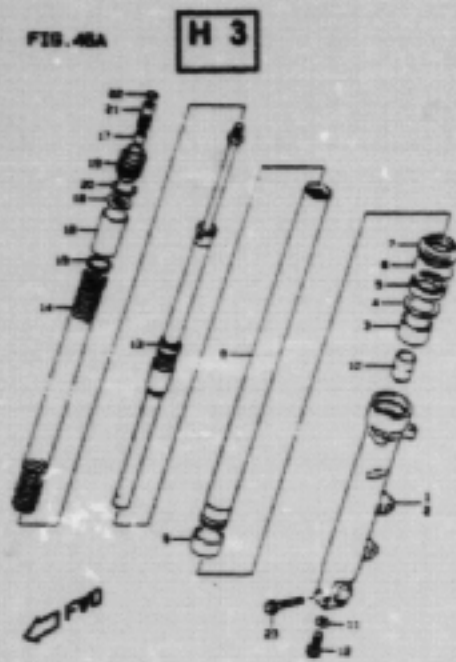


GSF1200SX E2B 45

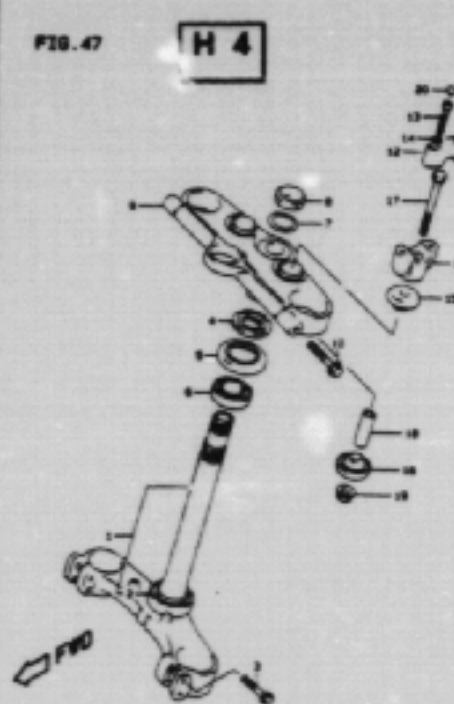
AIR CLEANER.....	C-07	COWLING BODY.....	G-07	FOOTREST.....	F-06	FRONT WHEEL.....	H-06	LABEL.....	G-11	REAR CUSHION LEVER..	J-04	STAND.....	F-05
ALTERNATOR.....	E-03	COWLING BRACE.....	G-10	FRAME COVER.....	F-12	FUEL COCK.....	F-11	MUFFLER.....	C-08	REAR FENDER.....	G-05	STARTER CLUTCH.....	B-11
BATTERY.....	E-07	CRANKCASE COVER....	B-07	FRAME.....	F-02	FUEL TANK.....	F-09	OIL COOLER.....	C-09	REAR MASTER CYLINDE	J-10	STARTING MOTOR.....	E-02
CAM CHAIN.....	C-03	CRANKCASE.....	B-05	FRONT BRAKE HOSE...	I-02	GEAR SHIFTING.....	D-06	OIL PAN.....	B-08	REAR SWINGING ARM..	J-02	STEERING STEM.....	H-04
CAM SHAFT / VALVE..	C-02	CRANKSHAFT.....	B-10	FRONT BRAKE PIPE...	I-04	HANDLE LEVER.....	G-04	OIL PUMP.....	B-09	REAR WHEEL.....	J-06	TRANSMISSION.....	D-04
CARBURETOR FITTING.	C-04	CYLINDER HEAD COVER	B-02	FRONT CALIPER.....	H-08	HANDLEBAR.....	G-03	OPTIONAL.....	J-13	RIDER HANDLE.....	G-13	TURN SIGNAL LAMP....	E-11
CARBURETOR.....	C-04	CYLINDER HEAD.....	B-03	FRONT DAMPER.....	H-02	HEADLAMP.....	E-10	REAR BRAKE HOSE....	J-12	SEAT.....	G-12	WIRING HARNESS.....	E-13
CLUTCH MASTER CYLIN	I-08	CYLINDER.....	B-04	FRONT FENDER.....	G-02	HORN/HANDLE SWITCH.	E-15	REAR CALIPER.....	J-08	SIGNAL GENERATOR...	E-04		
CLUTCH.....	D-02	ELECTRICAL.....	E-05	FRONT MASTER CYLIND	I-06	HYDRAULIC UNIT.....	I-03	REAR COMBINATION LA	E-12	SPEEDOMETER.....	E-08		



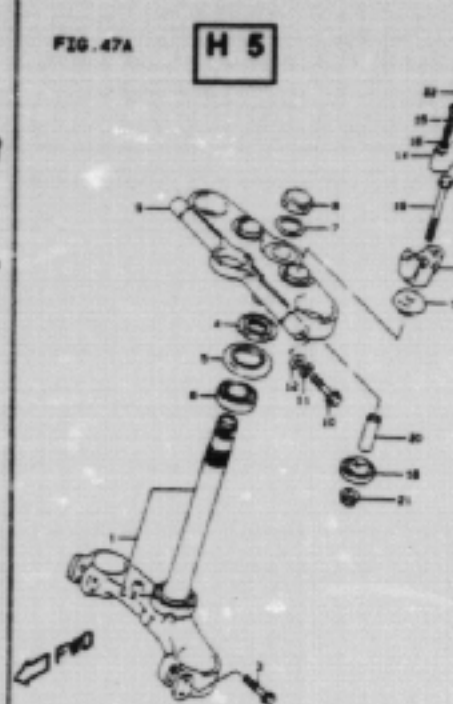
GSF1200SX E2B 46



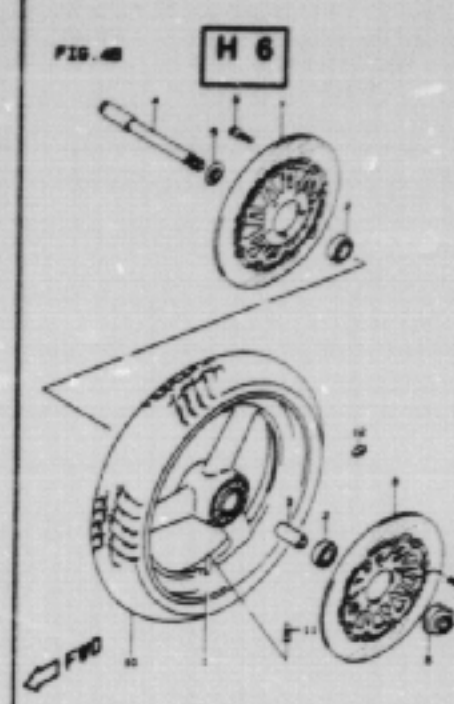
GSF1200SX E2B 46A



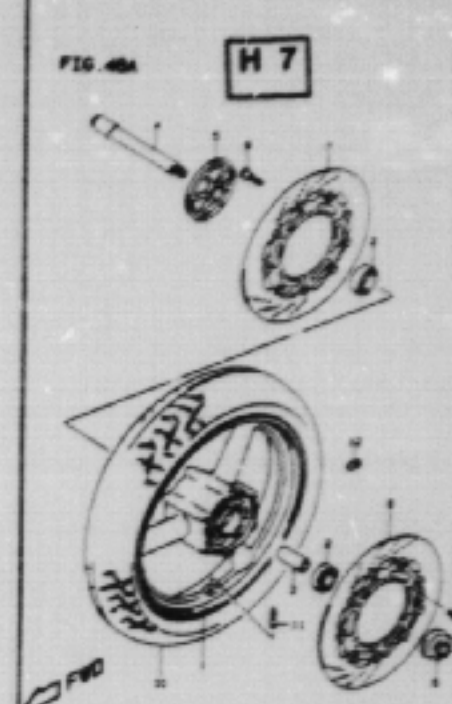
GSF1200SX E2B 47



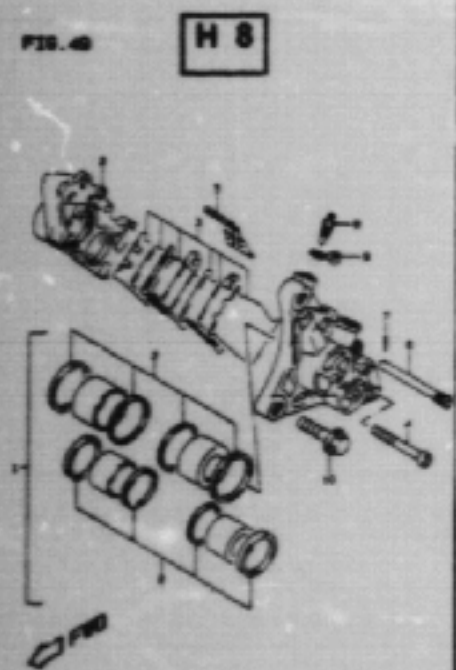
GSF1200SX E2B 47A



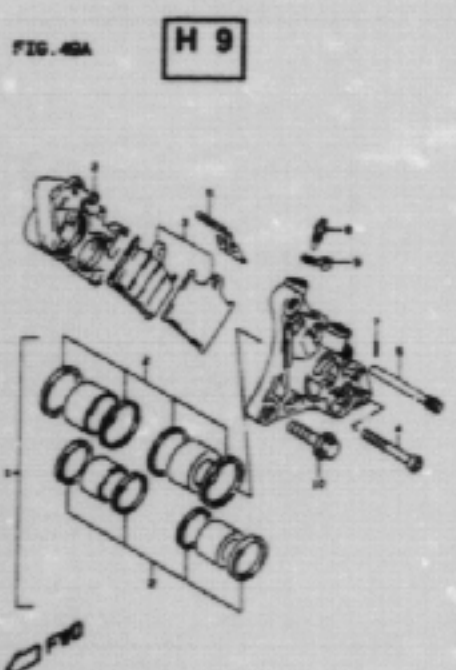
GSF1200SX E2B 48



GSF1200SX E2B 48A



GSF1200SX E2B 49



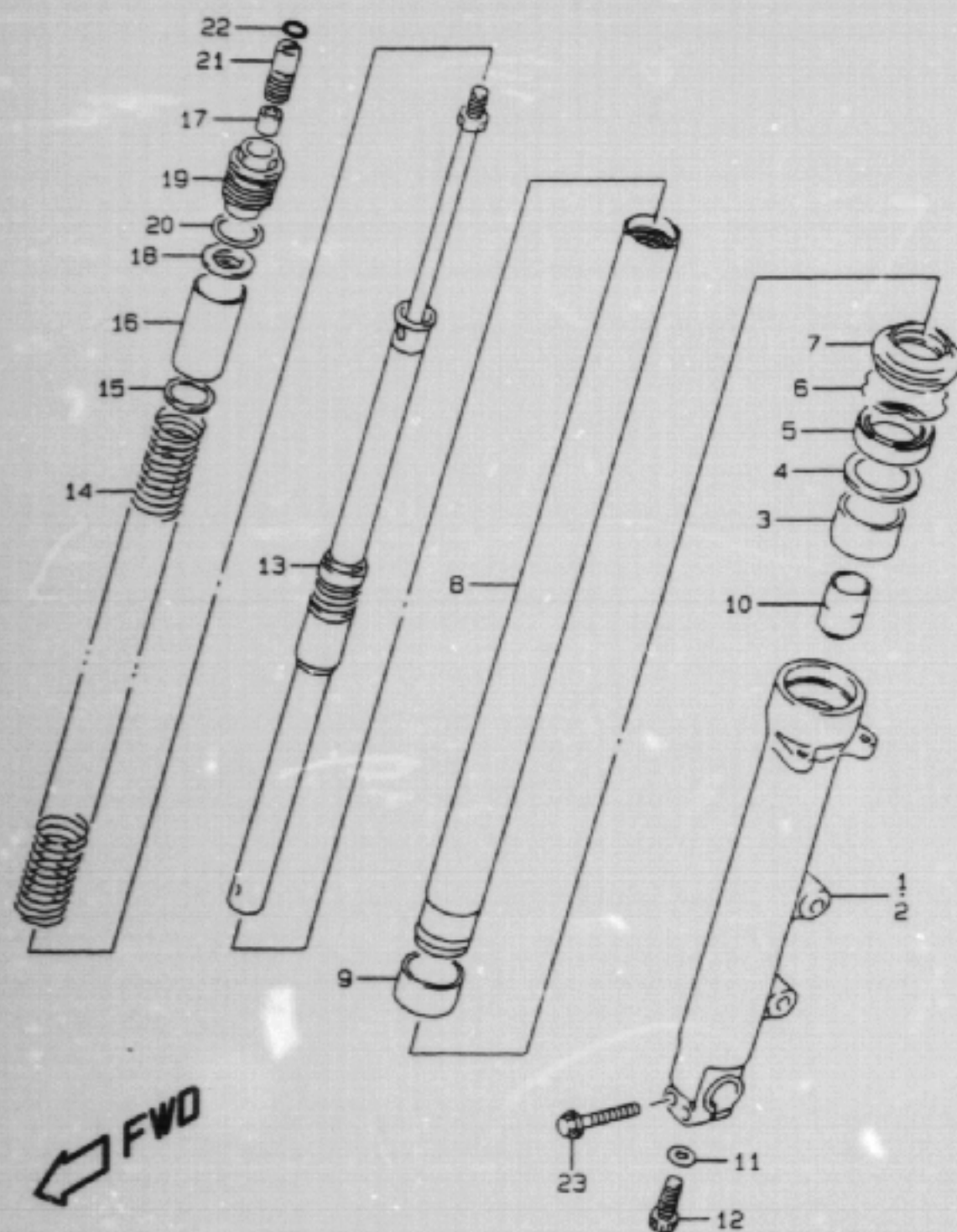
GSF1200SX E2B 49A

AIR CLEANER.....	C-07	COWLING BODY.....	G-07	FOOTREST.....	F-06	FRONT WHEEL.....	H-06	LABEL.....	G-11	REAR CUSHION LEVER..	J-04	STAND.....	F-05
ALTERNATOR.....	E-03	COWLING BRACE.....	G-10	FRAME COVER.....	F-12	FUEL COCK.....	F-11	MUFFLER.....	C-08	REAR FENDER.....	G-05	STARTER CLUTCH.....	B-11
BATTERY.....	E-07	CRANKCASE COVER....	B-07	FRAME.....	F-02	FUEL TANK.....	F-09	OIL COOLER.....	C-09	REAR MASTER CYLINDE	J-10	STARTING MOTOR.....	E-02
CAN CHAIN.....	C-03	CRANKCASE.....	B-05	FRONT BRAKE HOSE...	I-02	GEAR SHIFTING.....	D-06	OIL PAN.....	B-08	REAR SWINGING ARM..	J-02	STEERING STEM.....	H-04
CAN SHAFT / VALVE..	C-02	CRANKSHAFT.....	B-10	FRONT BRAKE PIPE...	I-04	HANDLE LEVER.....	G-04	OIL PUMP.....	B-09	REAR WHEEL.....	J-06	TRANSMISSION.....	D-04
CARBURETOR FITTING.	C-06	CYLINDER HEAD COVER	B-02	FRONT CALIPER.....	H-08	HANDLEBAR.....	G-03	OPTIONAL.....	J-13	RIDER HANDLE.....	G-13	TURN SIGNAL LAMP....	E-11
CARBURETOR.....	C-04	CYLINDER HEAD.....	B-03	FRONT DAMPER.....	H-02	HEADLAMP.....	E-10	REAR BRAKE HOSE....	J-12	SEAT.....	G-12	WIRING HARNESS.....	E-13
CLUTCH MASTER CYLIN	I-08	CYLINDER.....	B-04	FRONT FENDER.....	G-02	HORN/HANDLE SWITCH..	E-15	REAR CALIPER.....	J-08	SIGNAL GENERATOR...	E-04		
CLUTCH.....	D-02	ELECTRICAL.....	E-05	FRONT MASTER CYLIND	I-06	HYDRAULIC UNIT.....	I-03	REAR COMBINATION (A	E-12	SPEEDOMETER.....	E-08		

FIG. 46

H 2

FIG. 46 (H- 2) FRONT DAMPER (GSF1200ST/SV/SW/SX)



REF.NO.	PART NO.	DESCRIPTION	Q'TY	REMARKS
	51103-27E10	DAMPER ASSY, FRONT FORK RH	1	GSF1200ST
	51104-27E10	DAMPER ASSY, FRONT FORK LH	1	GSF1200ST
	51103-27E20	DAMPER ASSY, FRONT FORK RH	1	GSF1200SV/SW/SX
	51104-27E20	DAMPER ASSY, FRONT FORK LH	1	GSF1200SV/SW/SX
1	51130-27E00	TUBE, OUTER RH	1	
2	51140-27E00	TUBE, OUTER LH	1	
3	51152-31E00	BUSH, GUIDE	2	
4	51168-17C00	SPACER, SEAL	2	
5	51153-14D00	SEAL, OIL	2	
6	51556-38B00	RING, STOPPER	2	
7	51173-29E00	SEAL, DUST	2	
8	51110-27E00	TUBE, INNER	2	
9	51121-17C00	BUSH, SLIDE	2	
10	51195-31E00	PIECE, OIL LOCK	2	
11	51148-36011	GASKET	2	
12	51147-48130	BOLT	2	
13-1	52110-27E10	ROD, DAMPER	2	GSF1200ST
13-2	52110-27E00	ROD, DAMPER	2	GSF1200SV/SW/SX
14-1	51171-27E10	SPRING, FRONT	2	GSF1200ST
14-2	51171-27E00	SPRING, FRONT	2	GSF1200SV/SW/SX
15	51186-17C00	SEAT, SPRING LOWER	2	
16	51176-17C00	COLLAR, SPRING	2	
17	51827-27E00	NUT	2	
18	51172-17C00	SEAT, SPRING UPPER	2	
19	51189-14D00	BOLT, FORK	2	
20	09280-14011	O RING	2	
21	51185-31E00	ADJUSTER, SPRING	2	
22	51117-17C00	O RING	2	
23	01550-08457	BOLT, RH	2	

REFER TO FIG.46A(H-3) FOR GSF1200SAV/SAX

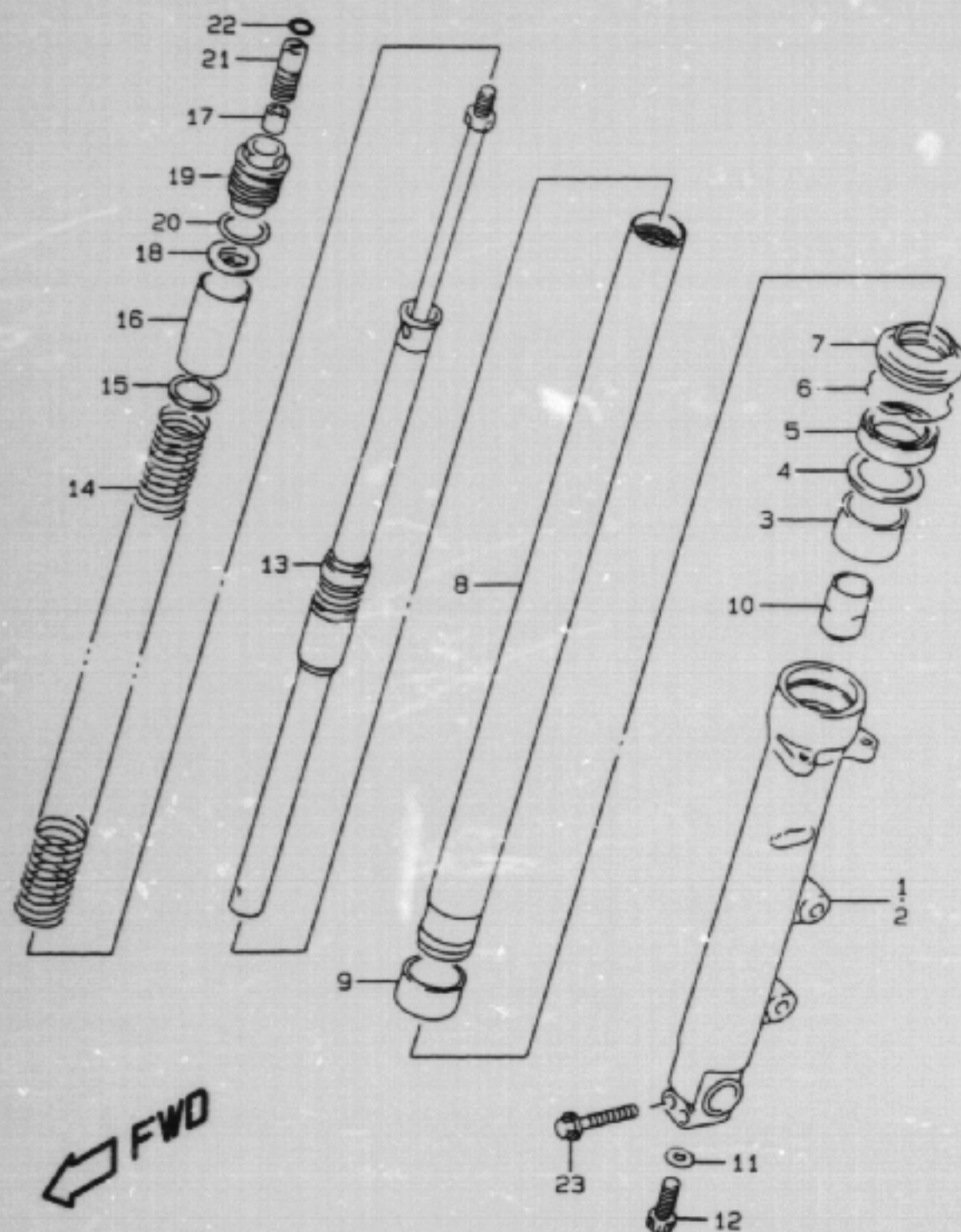
GSF1200SX E28 46

AIR CLEANER.....	C-07	COWLING BODY.....	G-07	FOOTREST.....	F-06	FRONT WHEEL.....	H-06	LABEL.....	G-11	REAR CUSHION LEVER.....	J-04	STAND.....	F-05
ALTERNATOR.....	E-03	COWLING BRACE.....	G-10	FRAME COVER.....	F-12	FUEL COCK.....	F-11	MUFFLER.....	C-08	REAR FENDER.....	G-05	STARTER CLUTCH.....	B-11
BATTERY.....	E-07	CRANKCASE COVER.....	B-07	FRAME.....	F-02	FUEL TANK.....	F-09	OIL COOLER.....	C-09	REAR MASTER CYLINDER.....	J-10	STARTING MOTOR.....	E-02
CAM CHAIN.....	C-03	CRANKCASE.....	B-05	FRONT BRAKE HOSE.....	I-02	GEAR SHIFTING.....	D-06	OIL PAN.....	B-08	REAR SWINGING ARM.....	J-02	STEERING STEM.....	H-04
CAM SHAFT / VALVE.....	C-02	CRANKSHAFT.....	B-10	FRONT BRAKE PIPE.....	I-04	HANDLE LEVER.....	G-04	OIL PUMP.....	B-09	REAR WHEEL.....	J-06	TRANSMISSION.....	D-04
CARBURETOR FITTING.....	C-04	CYLINDER HEAD COVER.....	B-02	FRONT CALIPER.....	H-08	HANDLEBAR.....	G-03	OPTIONAL.....	J-13	RIDER HANDLE.....	G-13	TURN SIGNAL LAMP.....	E-11
CARBURETOR.....	C-04	CYLINDER HEAD.....	B-03	FRONT DAMPER.....	H-02	HEADLAMP.....	E-10	REAR BRAKE HOSE.....	J-12	SEAT.....	G-12	WIRING HARNESS.....	E-13
CLUTCH MASTER CYLINDER.....	I-08	CYLINDER.....	B-04	FRONT FENDER.....	G-02	HORN/HANDLE SWITCH.....	E-15	REAR CALIPER.....	J-08	SIGNAL GENERATOR.....	E-04		
CLUTCH.....	D-02	ELECTRICAL.....	E-05	FRONT MASTER CYLINDER.....	I-06	HYDRAULIC UNIT.....	I-03	REAR COMBINATION LAMP.....	E-12	SPEEDOMETER.....	E-08		

FIG. 46A

H 3

FIG. 46A(H- 3) FRONT DAMPER (GSF1200SAV/SAX)



REF.NO.	PART NO.	DESCRIPTION	Q'TY	REMARKS
	51103-27E70	DAMPER ASSY, FRONT FORK RH	1	
	51104-27E20	DAMPER ASSY, FRONT FORK LH	1	
1	51130-27E40	.TUBE, OUTER RH	1	
2	51140-27E00	.TUBE, OUTER LH	1	
3	51152-31E00	.BUSH, GUIDE	2	
4	51168-17C00	.SPACER, SEAL	2	
5	51153-14D00	.SEAL, OIL	2	
6	51556-38B00	.RING, STOPPER	2	
7	51173-29E00	.SEAL, DUST	2	
8	51110-27E00	.TUBE, INNER	2	
9	51121-17C00	.BUSH, SLIDE	2	
10	51195-31E00	.PIECE, OIL LOCK	2	
11	51148-36011	.GASKET	2	
12	51147-48130	.BOLT	2	
13	52110-27E00	.ROD, DAMPER	2	
14	51171-27E00	.SPRING, FRONT	2	
15	51186-17C00	.SEAT, SPRING LOWER	2	
16	51176-17C00	.COLLAR, SPRING	2	
17	51827-27E00	.NUT	2	
18	51172-17C00	.SEAT, SPRING UPPER	2	
19	51189-14D00	.BOLT, FORK	2	
20	09280-14011	.O RING	2	
21	51185-31E00	.ADJUSTER, SPRING	2	
22	51117-17C00	.O RING	2	
23	01550-08457	.BOLT, RH	2	

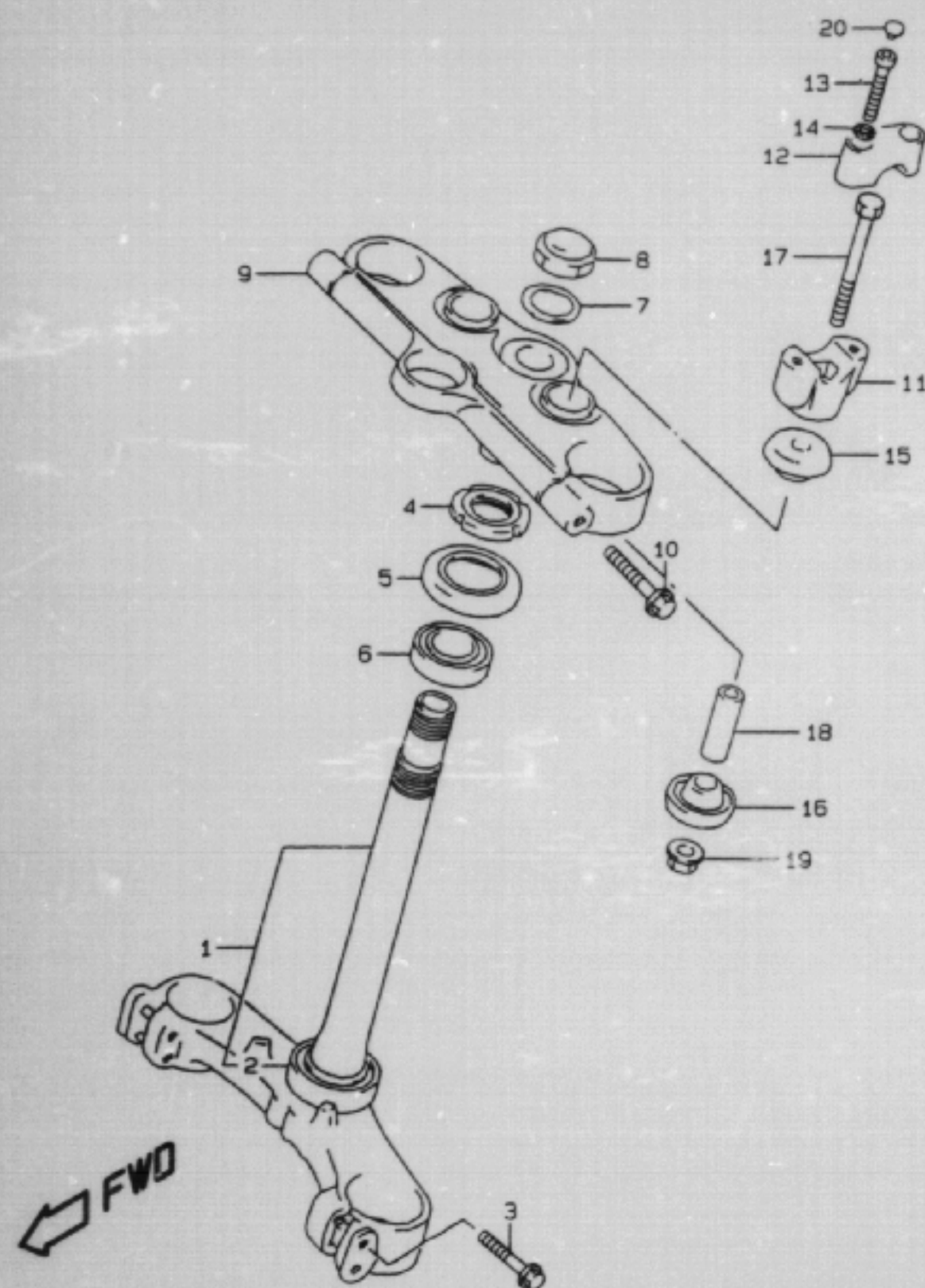
GSF1200SX E28 46A

AIR CLEANER.....	C-07	COWLING BODY.....	G-07	FOOTREST.....	F-06	FRONT WHEEL.....	H-06	LABEL.....	G-11	REAR CUSHION LEVER.....	J-04	STAND.....	F-05
ALTERNATOR.....	E-03	COWLING BRACE.....	G-10	FRAME COVER.....	F-12	FUEL COCK.....	F-11	MUFFLER.....	C-08	REAR FENDER.....	G-05	STARTER CLUTCH.....	B-11
BATTERY.....	E-07	CRANKCASE COVER.....	B-07	FRAME.....	F-02	FUEL TANK.....	F-09	OIL COOLER.....	C-09	REAR MASTER CYLINDER.....	J-10	STARTING MOTOR.....	E-02
CAM CHAIN.....	C-03	CRANKCASE.....	B-05	FRONT BRAKE HOSE.....	I-02	GEAR SHIFTING.....	D-06	OIL PAN.....	B-08	REAR SWINGING ARM.....	J-02	STEERING STEM.....	H-04
CAM SHAFT / VALVE.....	C-02	CRANKSHAFT.....	B-10	FRONT BRAKE PIPE.....	I-04	HANDLE LEVER.....	G-04	OIL PUMP.....	B-09	REAR WHEEL.....	J-06	TRANSMISSION.....	D-04
CARBURETOR FITTING.....	C-06	CYLINDER HEAD COVER.....	B-02	FRONT CALIPER.....	H-08	HANDLEBAR.....	G-03	OPTIONAL.....	J-13	RIDER HANDLE.....	G-13	TURN SIGNAL LAMP.....	E-11
CARBURETOR.....	C-04	CYLINDER HEAD.....	B-03	FRONT DAMPER.....	H-02	HEADLAMP.....	F-10	REAR BRAKE HOSE.....	J-12	SEAT.....	G-12	WIRING HARNESS.....	E-13
CLUTCH MASTER CYLINDER.....	I-08	CYLINDER.....	B-04	FRONT FENDER.....	G-02	HORN/HANDLE SWITCH.....	E-15	REAR CALIPER.....	J-08	SIGNAL GENERATOR.....	E-04		
CLUTCH.....	D-02	ELECTRICAL.....	E-05	FRONT MASTER CYLINDER.....	I-06	HYDRAULIC UNIT.....	I-03	REAR COMBINATION LAMP.....	E-12	SPEEDOMETER.....	E-08		

FIG. 47

H 4

FIG. 47 (H- 4) STEERING STEM (GSF1200ST/SV/SW/SX)



REF.NO.	PART NO.	DESCRIPTION	Q'TY	REMARKS
1	51410-27E01	STEM, STEERING	1	
2	09265-30009	.BEARING (30X55X17)	1	
3	01550-08407	BOLT	4	
4	51631-28000	NUT, STEERING STEM	1	
5	51643-49002	SEAL, STEERING DUST	1	
6	09265-25019	BEARING (25X47X15)	1	
7	51356-24801	WASHER	1	
8	51353-24800	NUT, CAP	1	
9	51311-27E00	HEAD, STEERING STEM	1	
10	01550-06407	BOLT	2	
11	56221-27E00	HOLDER, HANDLE UNDER	2	
12	56211-27E00	HOLDER, HANDLE UPPER	2	
13	07130-08307	BOLT	4	
14	09164-08015	WASHER	4	
15	56241-27E00	CUSHION RUBBER, UPPER	2	
16	56242-28C60	CUSHION RUBBER, UNDER	2	
17	56321-27E00	BOLT, HANDLE HOLDER	2	
18	56243-42A00	SPACER	2	
19	08319-31107	NUT	2	
20	09250-06011	CAP	4	

REFER TO FIG. 47A(H-5) FOR GSF1200SAV/SAX

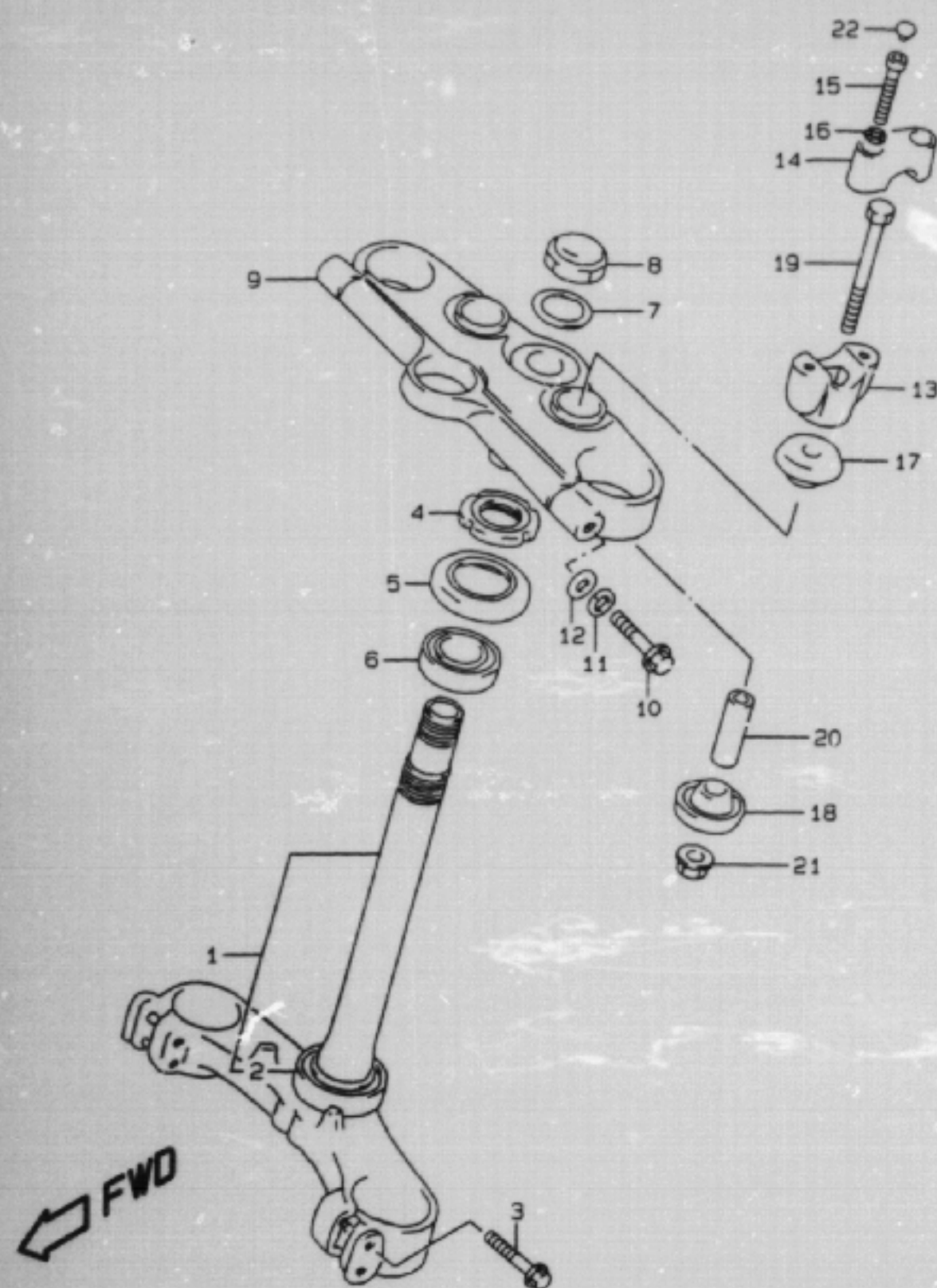
GSF1200SX E28 47

AIR CLEANER.....	C-07	COWLING BODY.....	G-07	FOOTREST.....	F-06	FRONT WHEEL.....	H-06	LABEL.....	G-11	REAR CUSHION LEVER..	J-04	STAND.....	F-05
ALTERNATOR.....	E-03	COWLING BRACE.....	G-10	FRAME COVER.....	F-12	FUEL COCK.....	F-11	MUFFLER.....	C-08	REAR FENDER.....	G-05	STARTER CLUTCH.....	B-11
BATTERY.....	E-07	CRANKCASE COVER.....	B-07	FRAME.....	F-02	FUEL TANK.....	F-09	OIL COOLER.....	C-09	REAR MASTER CYLINDE	J-10	STARTING MOTOR.....	E-02
CAM CHAIN.....	C-03	CRANKCASE.....	B-05	FRONT BRAKE HOSE...	I-02	GEAR SHIFTING.....	D-06	OIL PAN.....	B-08	REAR SWINGING ARM..	J-02	STEERING STEM.....	H-04
CAM SHAFT / VALVE..	C-02	CRANKSHAFT.....	B-10	FRONT BRAKE PIPE...	I-04	HANDLE LEVER.....	G-04	OIL PUMP.....	B-09	REAR WHEEL.....	J-06	TRANSMISSION.....	D-04
CARBURETOR FITTING..	C-06	CYLINDER HEAD COVER	B-02	FRONT CALIPER.....	H-08	HANDLEBAR.....	G-03	OPTIONAL.....	J-13	RIDER HANDLE.....	G-13	TURN SIGNAL LAMP....	E-11
CARBURETOR.....	C-04	CYLINDER HEAD.....	B-03	FRONT DAMPER.....	H-02	HEADLAMP.....	E-10	REAR BRAKE HOSE....	J-12	SEAT.....	G-12	WIRING HARNESS.....	E-13
CLUTCH MASTER CYLIN	I-08	CYLINDER.....	B-04	FRONT FENDER.....	G-02	HORN/HANDLE SWITCH..	E-15	REAR CALIPER.....	J-08	SIGNAL GENERATOR...	E-04		
CLUTCH.....	D-02	ELECTRICAL.....	E-05	FRONT MASTER CYLIND	I-06	HYDRAULIC UNIT.....	I-03	REAR COMBINATION LA	E-12	SPEEDOMETER.....	E-08		

FIG. 47A

H 5

FIG. 47A(H- 5) STEERING STEM (GSF1200SAV/SAX)



REF.NO.	PART NO.	DESCRIPTION	Q-TY	REMARKS
1	51410-27E01	STEM, STEERING	1	
2	09265-30009	.BEARING (30X55X17)	1	
3	01550-08407	BOLT	4	
4	51631-28000	NUT, STEERING STEM	1	
5	51643-49002	SEAL, STEERING DUST	1	
6	09265-25019	BEARING (25X47X15)	1	
7	51356-24B01	WASHER	1	
8	51353-24B00	NUT, CAP	1	
9	51311-27E00	HEAD, STEERING STEM	1	
10	01550-08407	BOLT	2	
11	08321-01087	WASHER, LOCK	2	
12	08322-01087	WASHER	2	
13	56221-27E00	HOLDER, HANDLE UNDER	2	
14	56211-27E00	HOLDER, HANDLE UPPER	2	
15	07130-08307	BOLT	4	
16	09164-08015	WASHER	4	
17	56241-27E00	CUSHION RUBBER, UPPER	2	
18	56242-28C60	CUSHION RUBBER, UNDER	2	
19	56321-27E00	BOLT, HANDLE HOLDER	2	
20	56243-42A00	SPACER	2	
21	08319-31107	NUT	2	
22	09250-06011	CAP	4	

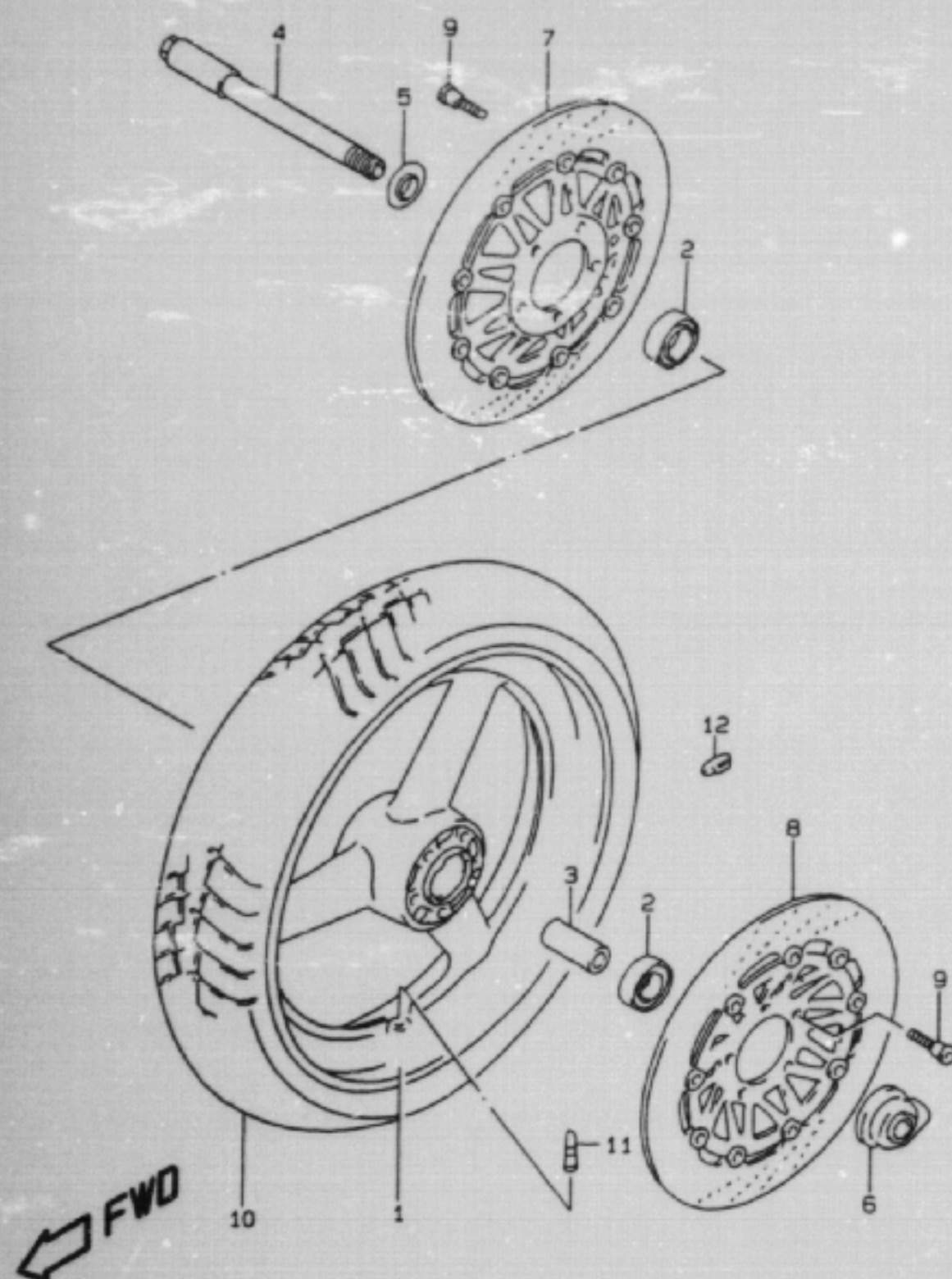
GSF1200SX E28 47A

AIR CLEANER.....	C-07	COWLING BODY.....	G-07	FOOTREST.....	F-06	FRONT WHEEL.....	H-06	LABEL.....	G-11	REAR CUSHION LEVER.....	J-04	STAND.....	F-05
ALTERNATOR.....	E-03	COWLING BRACE.....	G-10	FRAME COVER.....	F-12	FUEL COCK.....	F-11	MUFFLER.....	C-08	REAR FENDER.....	G-05	STARTER CLUTCH.....	B-11
BATTERY.....	E-07	CRANKCASE COVER.....	B-07	FRAME.....	F-02	FUEL TANK.....	F-09	OIL COOLER.....	C-09	REAR MASTER CYLINDER.....	J-10	STARTING MOTOR.....	E-02
CAM CHAIN.....	C-03	CRANKCASE.....	B-05	FRONT BRAKE HOSE.....	I-02	GEAR SHIFTING.....	D-06	OIL PAN.....	B-08	REAR SWINGING ARM.....	J-02	STEERING STEM.....	H-04
CAM SHAFT / VALVE.....	C-02	CRANKSHAFT.....	B-10	FRONT BRAKE PIPE.....	I-04	HANDLE LEVER.....	G-04	OIL PUMP.....	B-09	REAR WHEEL.....	J-06	TRANSMISSION.....	D-04
CARBURETOR FITTING.....	C-04	CYLINDER HEAD COVER.....	B-02	FRONT CALIPER.....	H-08	HANDLEBAR.....	G-03	OPTIONAL.....	J-13	RIDER HANDLE.....	G-13	TURN SIGNAL LAMP.....	E-11
CARBURETOR.....	C-04	CYLINDER HEAD.....	B-03	FRONT DAMPER.....	H-02	HEADLAMP.....	E-10	REAR BRAKE HOSE.....	J-12	SEAT.....	G-12	WIRING HARNESS.....	E-13
CLUTCH MASTER CYLINDER.....	I-08	CYLINDER.....	B-04	FRONT FENDER.....	G-02	HORN/HANDLE SWITCH.....	E-15	REAR CALIPER.....	J-08	SIGNAL GENERATOR.....	E-04		
CLUTCH.....	D-02	ELECTRICAL.....	E-05	FRONT MASTER CYLINDER.....	I-06	HYDRAULIC UNIT.....	I-03	REAR COMBINATION LAMP.....	E-12	SPEEDOMETER.....	E-08		

FIG. 48

H 6

FIG. 48 (H- 6) FRONT WHEEL (GSF1200ST/SV/SW/SX)



REF.NO.	PART NO.	DESCRIPTION	Q'TY	REMARKS
1	54111-17E11-35W	WHEEL, FRONT (MT3.50X17)(GRAY)	1	
2	08123-62047	BEARING	2	
3	09180-20103	SPACER (20.8X27.2X74)	1	
4	54711-17C00	AXLE, FRONT	1	
5	54740-17C00	SPACER, BEARING RH	1	
6	54600-17C01	BOX ASSY, SPEEDOMETER GEAR	1	
7	59210-31E10	DISC, FRONT BRAKE RH	1	
8	59220-31E10	DISC, FRONT BRAKE LH	1	
9	09106-08125	BOLT (8X33)	10	
10	55110-27E30	TIRE, FRONT 120/70 ZR17 (58W) (BRIDGESTONE)	1	
11	43130-24A00	VALVE ASSY, WHEEL RIM (TR412)	1	
12-1	55411-00A00	BALANCER, WHEEL (10G)	0~3	
12-2	55412-00A01	BALANCER, WHEEL (20G)	0~3	

REFER TO FIG.48A(H-7) FOR GSF1200SAV/SAX

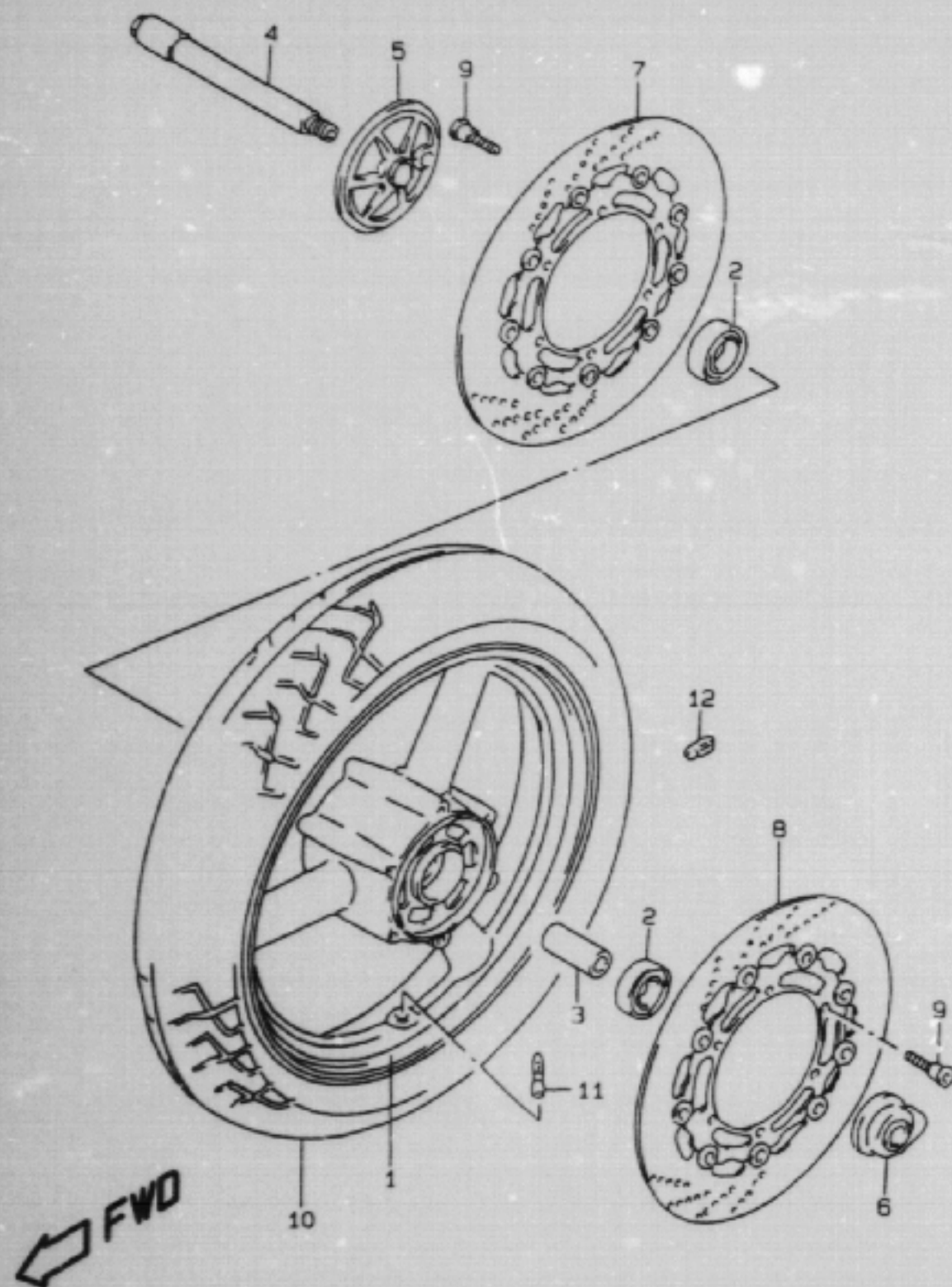
GSF1200SX E28 48

AIR CLEANER.....	C-07	COWLING BODY.....	G-07	FOOTREST.....	F-06	FRONT WHEEL.....	H-06	LABEL.....	G-11	REAR CUSHION LEVER..	J-04	STAND.....	F-05
ALTERNATOR.....	E-03	COWLING BRACE.....	G-10	FRAME COVER.....	F-12	FUEL COCK.....	F-11	MUFFLER.....	C-08	REAR FENDER.....	G-05	STARTER CLUTCH.....	B-11
BATTERY.....	E-07	CRANKCASE COVER....	B-07	FRAME.....	F-02	FUEL TANK.....	F-09	OIL COOLER.....	C-09	REAR MASTER CYLINDER	J-10	STARTING MOTOR.....	E-02
CAM CHAIN.....	C-03	CRANKCASE.....	B-05	FRONT BRAKE HOSE....	I-02	GEAR SHIFTING.....	C-06	OIL PAN.....	B-03	REAR SWINGING ARM..	J-02	STEERING STEM.....	H-04
CAM SHAFT / VALVE..	C-02	CRANKSHAFT.....	B-10	FRONT BRAKE PIPE....	I-04	HANDLE LEVER.....	G-04	OIL PUMP.....	B-09	REAR WHEEL.....	J-06	TRANSMISSION.....	D-04
CARBURETOR FITTING..	C-04	CYLINDER HEAD COVER	B-02	FRONT CALIPER.....	H-08	HANDLEBAR.....	G-03	OPTIONAL.....	J-13	RIDER HANDLE.....	G-13	TURN SIGNAL LAMP....	E-11
CARBURETOR.....	C-04	CYLINDER HEAD.....	B-03	FRONT DAMPER.....	H-02	HEADLAMP.....	E-10	REAR BRAKE HOSE....	J-12	SEAT.....	G-12	WIRING HARNESS.....	E-13
CLUTCH MASTER CYLINDER	I-08	CYLINDER.....	B-04	FRONT FENDER.....	G-02	HORN/HANDLE SWITCH..	E-15	REAR CALIPER.....	J-08	SIGNAL GENERATOR...	E-04		
CLUTCH.....	D-02	ELECTRICAL.....	E-05	FRONT MASTER CYLINDER	I-06	HYDRAULIC UNIT.....	I-03	REAR COMBINATION LA	E-12	SPEEDOMETER.....	E-03		

FIG. 48A

H 7

FIG. 48A(H- 7) FRONT WHEEL (GSF1200SAV/SAX)



REF.NO.	PART NO.	DESCRIPTION	Q'TY	REMARKS
1	54100-27810-35W	WHEEL SET, FRONT (MT3.50X17) (GRAY)	1	
2	08123-62047	BEARING	2	
3	09180-20103	SPACER (20.8X27.2X74)	1	
4	54711-27E50	AXLE, FRONT	1	
5	55720-27E50	PANEL, SPEED SENSOR FRONT	1	
6	54600-17C01	BOX ASSY, SPEEDOMETER GEAR	1	
7	59210-27E50	DISC, FRONT BRAKE RH	1	
8	59220-27E50	DISC, FRONT BRAKE LH	1	
9	09106-08125	BOLT (8X33)	12	
10	55110-27E30	TIRE, FRONT 120/70 ZR17 (58W) (BRIDGESTONE)	1	
11	43130-24A00	VALVE ASSY, WHEEL RIM (TR412)	1	
12-1	55411-00A00	BALANCER, WHEEL (10G)	0~3	
12-2	55412-00A01	BALANCER, WHEEL (20G)	0~3	

GSF1200SX E28 48A

AIR CLEANER.....	C-07	COWLING BODY.....	G-07	FOOTREST.....	F-04	FRONT WHEEL.....	H-06	LABEL.....	G-11	REAR CUSHION LEVER.....	J-04	STAND.....	F-05
ALTERNATOR.....	E-03	COWLING BRACE.....	G-10	FRAME COVER.....	F-12	FUEL COCK.....	F-11	MUFFLER.....	C-08	REAR FENDER.....	G-05	STARTER CLUTCH.....	B-11
BATTERY.....	E-07	CRANKCASE COVER.....	B-07	FRAME.....	F-02	FUEL TANK.....	F-09	OIL COOLER.....	C-09	REAR MASTER CYLINDER.....	J-10	STARTING MOTOR.....	E-02
CAM CHAIN.....	C-03	CRANKCASE.....	B-05	FRONT BRAKE HOSE.....	I-02	GEAR SHIFTING.....	D-04	OIL PAN.....	B-08	REAR SWINGING ARM.....	J-02	STEERING STEM.....	H-04
CAM SHAFT / VALVE.....	C-02	CRANKSHAFT.....	B-10	FRONT BRAKE PIPE.....	I-04	HANDLE LEVER.....	G-04	OIL PUMP.....	B-09	REAR WHEEL.....	J-06	TRANSMISSION.....	D-04
CARBURETOR FITTING.....	C-06	CYLINDER HEAD COVER.....	B-02	FRONT CALIPER.....	H-08	HANDLEBAR.....	G-03	OPTIONAL.....	J-13	RIDER HANDLE.....	G-13	TURN SIGNAL LAMP.....	E-11
CARBURETOR.....	C-04	CYLINDER HEAD.....	B-03	FRONT DAMPER.....	H-02	HEADLAMP.....	E-10	REAR BRAKE HOSE.....	J-12	SEAT.....	G-12	WIRING HARNESS.....	E-13
CLUTCH MASTER CYLINDER.....	I-08	CYLINDER.....	B-04	FRONT FENDER.....	G-02	HORN/HANDLE SWITCH.....	E-15	REAR CALIPER.....	J-08	SIGNAL GENERATOR.....	E-04		
CLUTCH.....	D-02	ELECTRICAL.....	E-05	FRONT MASTER CYLINDER.....	I-06	HYDRAULIC UNIT.....	I-03	REAR COMBINATION LAMP.....	E-12	SPEEDOMETER.....	E-08		

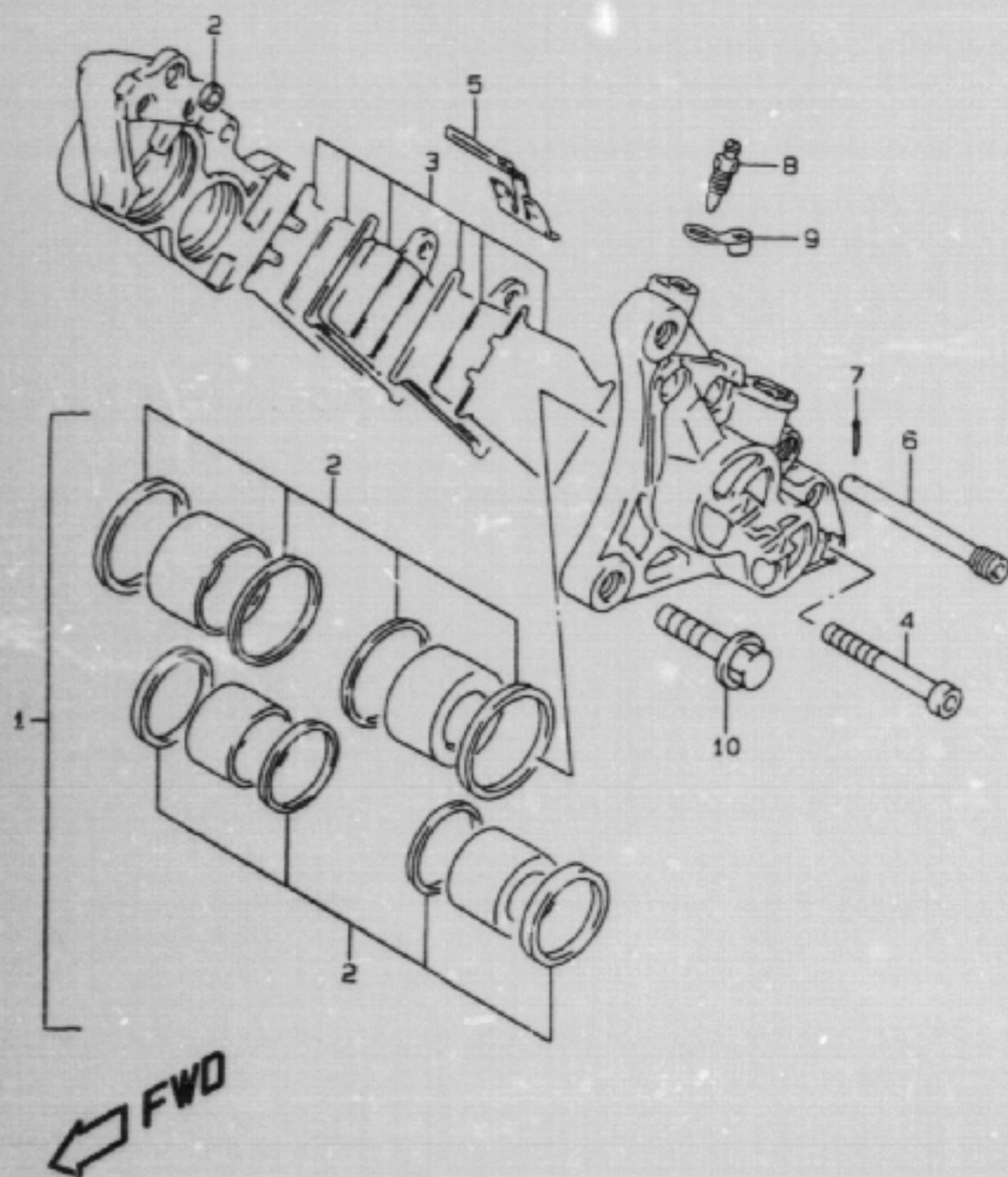
FIG. 49

H 8

FIG. 49 (H- 8) FRONT CALIPER (GSF1200ST/SV/SW/SX)

REF.NO.	PART NO.	DESCRIPTION	Q'TY	REMARKS
	59100-17E10	CALIPER ASSY, FRONT RH	1	
	59300-17E10	CALIPER ASSY, FRONT LH	1	
1	59100-17830	.PISTON SET	2	
2	59100-17870	..SEAL SET, PISTON	2	
3	59300-17811	.PAD & SHIM SET	2	
4	59145-33C00	.BOLT	8	
5	59315-17C00	.SPRING	2	
6	59345-33C00	.PIN	2	
7	04111-16208	.COTTER PIN	2	
8	59121-01A00	.BLEEDER	2	
9	59122-01A00	.CAP	2	
10	01550-10303	BCLT	4	

REFER TO FIG.49A(H-9) FOR GSF1200SAV/SAX



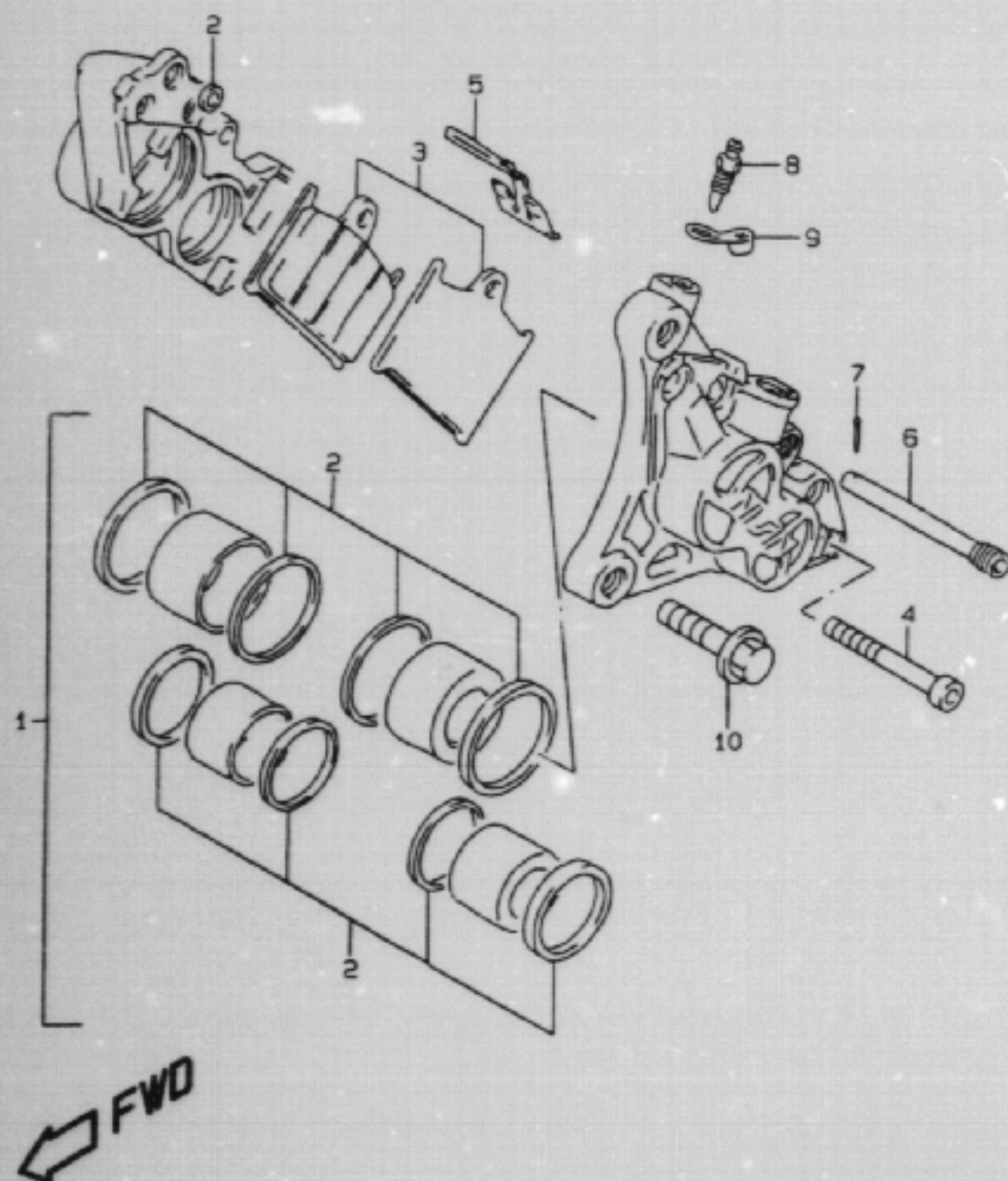
GSF1200SX E28 49

AIR CLEANER.....	C-07	COWLING BODY.....	G-07	FOOTREST.....	F-06	FRONT WHEEL.....	H-06	LABEL.....	G-11	REAR CUSHION LEVER.	J-04	STAND.....	F-05
ALTERNATOR.....	E-03	COWLING BRACE.....	G-10	FRAME COVER.....	F-12	FUEL COCK.....	F-11	MUFFLER.....	C-08	REAR FENDER.....	G-05	STARTER CLUTCH.....	B-11
BATTERY.....	E-07	CRANKCASE COVER.....	B-07	FRAME.....	F-02	FUEL TANK.....	F-09	OIL COOLER.....	C-09	REAR MASTER CYLINDE	J-10	STARTING MOTOR.....	E-02
CAM CHAIN.....	C-03	CRANKCASE.....	B-05	FRONT BRAKE HOSE...	I-02	GEAR SHIFTING.....	D-06	OIL PAN.....	B-08	REAR SWINGING ARM..	J-02	STEERING STEM.....	N-04
CAM SHAFT / VALVE..	C-02	CRANKSHAFT.....	B-10	FRONT BRAKE PIPE...	I-04	HANDLE LEVER.....	G-04	OIL PUMP.....	B-09	REAR WHEEL.....	J-06	TRANSMISSION.....	D-04
CARBURETOR FITTING.	C-04	CYLINDER HEAD COVER	B-02	FRONT CALIPER.....	H-08	HANDLEBAR.....	G-03	OPTIONAL.....	J-13	RIDER HANDLE.....	G-13	TURN SIGNAL LAMP....	F-11
CARBURETOR.....	C-04	CYLINDER HEAD.....	B-03	FRONT DAMPER.....	H-02	HEADLAMP.....	E-10	REAR BRAKE HOSE....	G-12	SEAT.....	G-12	WIRING HARNESS.....	E-13
CLUTCH MASTER CYLIN	I-08	CYLINDER.....	B-04	FRONT FENDER.....	G-02	HORN/HANDLE SWITCH.	E-15	REAR CALIPER.....	J-08	SIGNAL GENERATOR...	E-04		
CLUTCH.....	D-02	ELECTRICAL.....	E-05	FRONT MASTER CYLIND	I-06	HYDRAULIC UNIT.....	I-03	REAR COMBINATION LA	E-12	SPEEDOMETER.....	E-08		

FIG. 49A

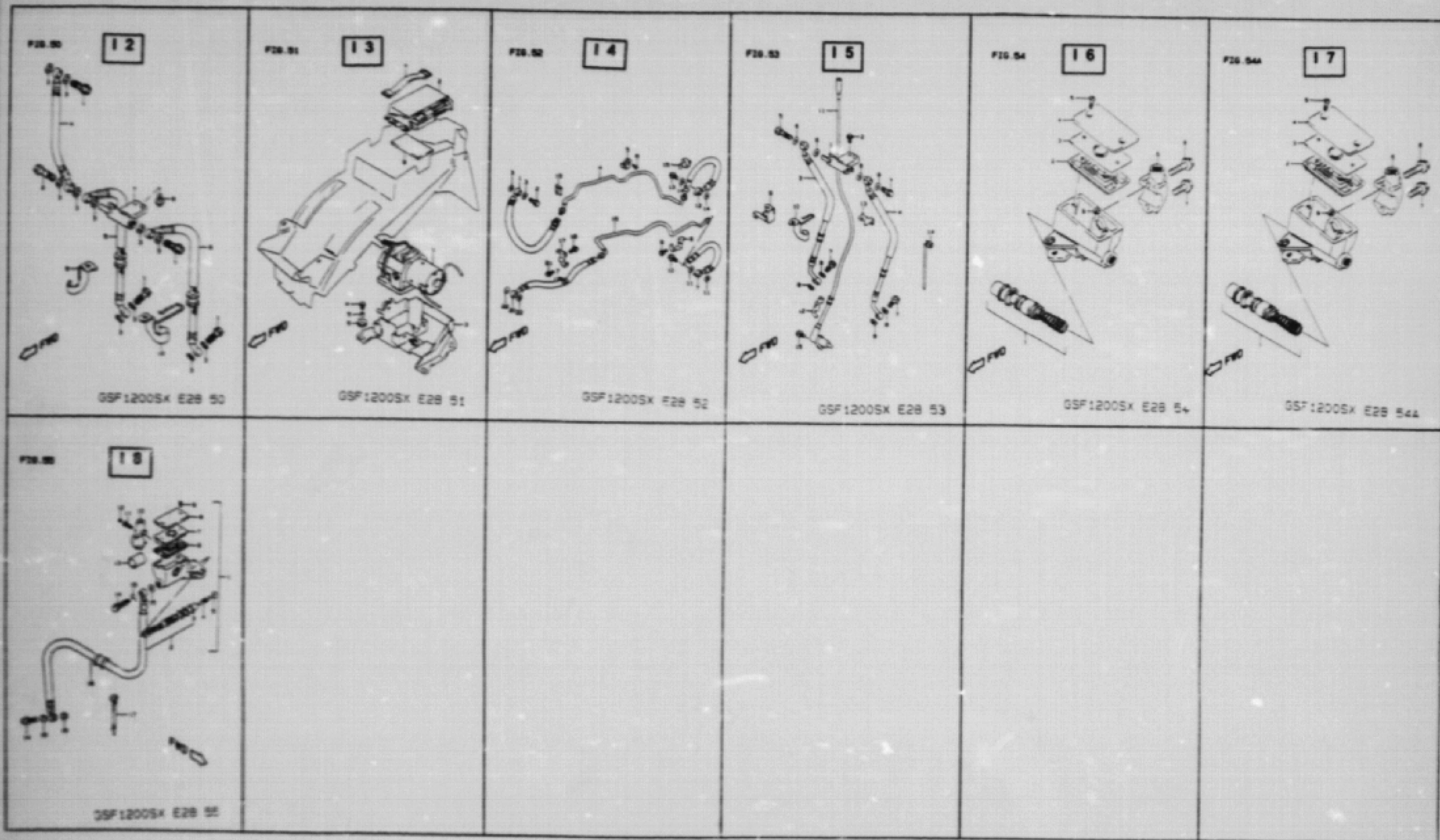
FIG. 49A(H- 9) FRONT CALIPER (GSF1200SAV/SAX)

REF.NO.	PART NO.	DESCRIPTION	Q'TY	REMARKS
	59100-27E50	CALIPER ASSY, FRONT RH	1	
	59300-27E50	CALIPER ASSY, FRONT LH	1	
1	59100-27820	.PISTON SET	2	
2	59100-27830	..SEAL SET, PISTON	2	
3	59100-27840	.PAD SET	2	
4	59145-33C00	.BOLT	8	
5	59315-17C00	.SPRING	2	
6	59345-33C00	.PIN	2	
7	04111-16208	.COTTER PIN	2	
8	59121-01A00	.BLEEDER	2	
9	59122-01A00	.CAP	2	
10	01550-10303	BOLT	4	



GSF1200SX E28 49A

AIR CLEANER.....	C-07	COWLING BODY.....	G-07	FOOTREST.....	F-06	FRONT WHEEL.....	H-06	LABEL.....	G-11	REAR CUSHION LEVER..	J-04	STAND.....	F-05
ALTERNATOR.....	E-03	COWLING BRACE.....	G-10	FRAME COVER.....	F-12	FUEL COCK.....	F-11	MUFFLER.....	C-08	REAR FENDER.....	G-05	STARTER CLUTCH.....	B-11
BATTERY.....	E-07	CRANKCASE COVER....	B-07	FRAME.....	F-02	FUEL TANK.....	F-09	OIL COOLER.....	C-09	REAR MASTER CYLINDE	J-10	STARTING MOTOR.....	E-02
CAM CHAIN.....	C-03	CRANKCASE.....	B-05	FRONT BRAKE HOSE...	I-02	GEAR SHIFTING.....	D-06	OIL PAN.....	B-08	REAR SWINGING ARM..	J-02	STEERING STEM.....	H-04
CAM SHAFT / VALVE..	C-02	CRANKSHAFT.....	B-10	FRONT BRAKE PIPE...	I-04	HANDLE LEVER.....	G-04	OIL PUMP.....	B-09	REAR WHEEL.....	J-06	TRANSMISSION.....	D-04
CARBURETOR FITTING.	C-04	CYLINDER HEAD COVER	B-02	FRONT CALIPER.....	H-08	HANDLEBAR.....	G-03	OPTIONAL.....	J-13	RIDER HANDLE.....	G-13	TURN SIGNAL LAMP....	E-11
CARBURETOR.....	C-04	CYLINDER HEAD.....	B-03	FRONT DAMPER.....	H-02	HEADLAMP.....	E-10	REAR BRAKE HOSE....	J-12	SEAT.....	G-12	WIRING HARNESS.....	E-13
CLUTCH MASTER CYLIN	I-08	CYLINDER.....	B-04	FRONT FENDER.....	G-02	HORN/HANDLE SWITCH.	E-15	REAR CALIPER.....	J-08	SIGNAL GENERATOR...	E-04		
CLUTCH.....	D-02	ELECTRICAL.....	E-05	FRONT MASTER CYLIND	I-06	HYDRAULIC UNIT.....	I-03	REAR COMBINATION LA	E-12	SPEEDOMETER.....	E-08		

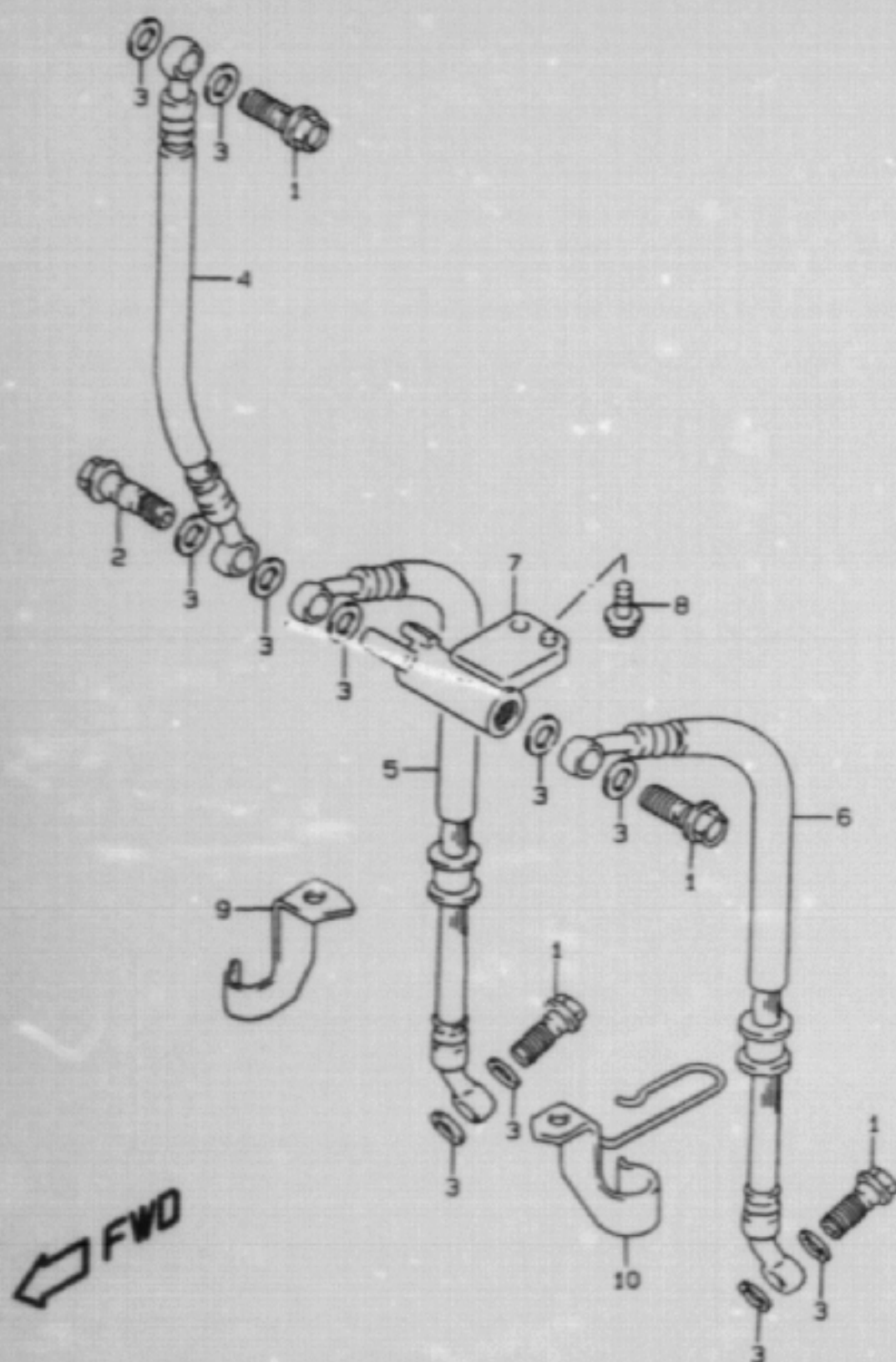


AIR CLEANER.....	C-07	COUPLING BODY.....	G-07	FOOTREST.....	F-04	FRONT WHEEL.....	H-04	LABEL.....	G-11	REAR CUSHION LEVER..	J-04	STAND.....	F-05
ALTERNATOR.....	E-05	COUPLING BRACE.....	G-10	FRAME COVER.....	F-12	FUEL COCK.....	F-11	MUFFLER.....	C-08	REAR FENDER.....	G-05	STARTER CLUTCH.....	B-11
BATTERY.....	E-07	CRANKCASE COVER.....	B-07	FRAME.....	F-02	FUEL TANK.....	F-09	OIL COOLER.....	C-09	REAR MASTER CYLINDE	J-10	STARTING MOTOR.....	E-02
CAM CHAIN.....	C-03	CRANKCASE.....	B-05	FRONT BRAKE HOSE...	I-02	GEAR SHIFTING.....	D-04	OIL PAN.....	B-08	REAR SWINGING ARM..	J-02	STEERING STEM.....	H-04
CAM SHAFT / VALVE..	C-02	CRANKSHAFT.....	B-10	FRONT BRAKE PIPE...	I-04	HANDLE LEVER.....	G-04	OIL PUMP.....	B-09	REAR WHEEL.....	J-06	TRANSMISSION.....	D-04
CARBURETOR FITTING.	C-04	CYLINDER HEAD COVER	B-02	FRONT CALIPER.....	H-08	HANDLEBAR.....	G-03	OPTIONAL.....	J-13	RIDER HANDLE.....	G-13	TURN SIGNAL LAMP....	E-11
CARBURETOR.....	C-04	CYLINDER HEAD.....	B-03	FRONT DAMPER.....	H-02	HEADLAMP.....	E-10	REAR BRAKE HOSE....	J-12	SEAT.....	G-12	WIRING HARNESS.....	E-13
CLUTCH MASTER CYLIN	I-08	CYLINDER.....	B-04	FRONT FENDER.....	G-02	HORN/HANDLE SWITCH.	E-15	REAR CALIPER.....	J-08	SIGNAL GENERATOR...	E-04		
CLUTCH.....	D-02	ELECTRICAL.....	E-05	FRONT MASTER CYLIND	I-04	HYDRAULIC UNIT.....	I-03	REAR COMBINATION LA	E-12	SPEEDOMETER.....	E-08		

FIG.50

12

FIG.50 (I- 2) FRONT BRAKE HOSE (GSF1200ST/SV/SW/SX)



REF.NO.	PART NO.	DESCRIPTION	Q'TY	REMARKS
1-1	09360-10039	BOLT (10X1.00X22)	4	GSF1200ST
1-2	09360-10041	BOLT (10X1.00X22)	4	GSF1200SV/SW/SX
2-1	09360-10018	BOLT (10X1.00X36)	1	GSF1200ST
2-2	09360-10043	BOLT (10X1.00X36)	1	GSF1200SV/SW/SX
3	09161-10009	WASHER (10X15X1.5)	11	
4	59480-26E10	HOSE, FRONT BRAKE NO.1	1	
5	59240-27E00	HOSE, FRONT BRAKE NO.2 RH	1	
6	59440-27E00	HOSE, FRONT BRAKE NO.2 LH	1	
7	59491-17E00	JOINT, BRAKE HOSE	1	
8	01550-06163	BOLT	1	
9	59268-07D00	CLAMP, BRAKE HOSE RH	1	
10	59260-27E00	CLAMP, BRAKE HOSE LH	1	

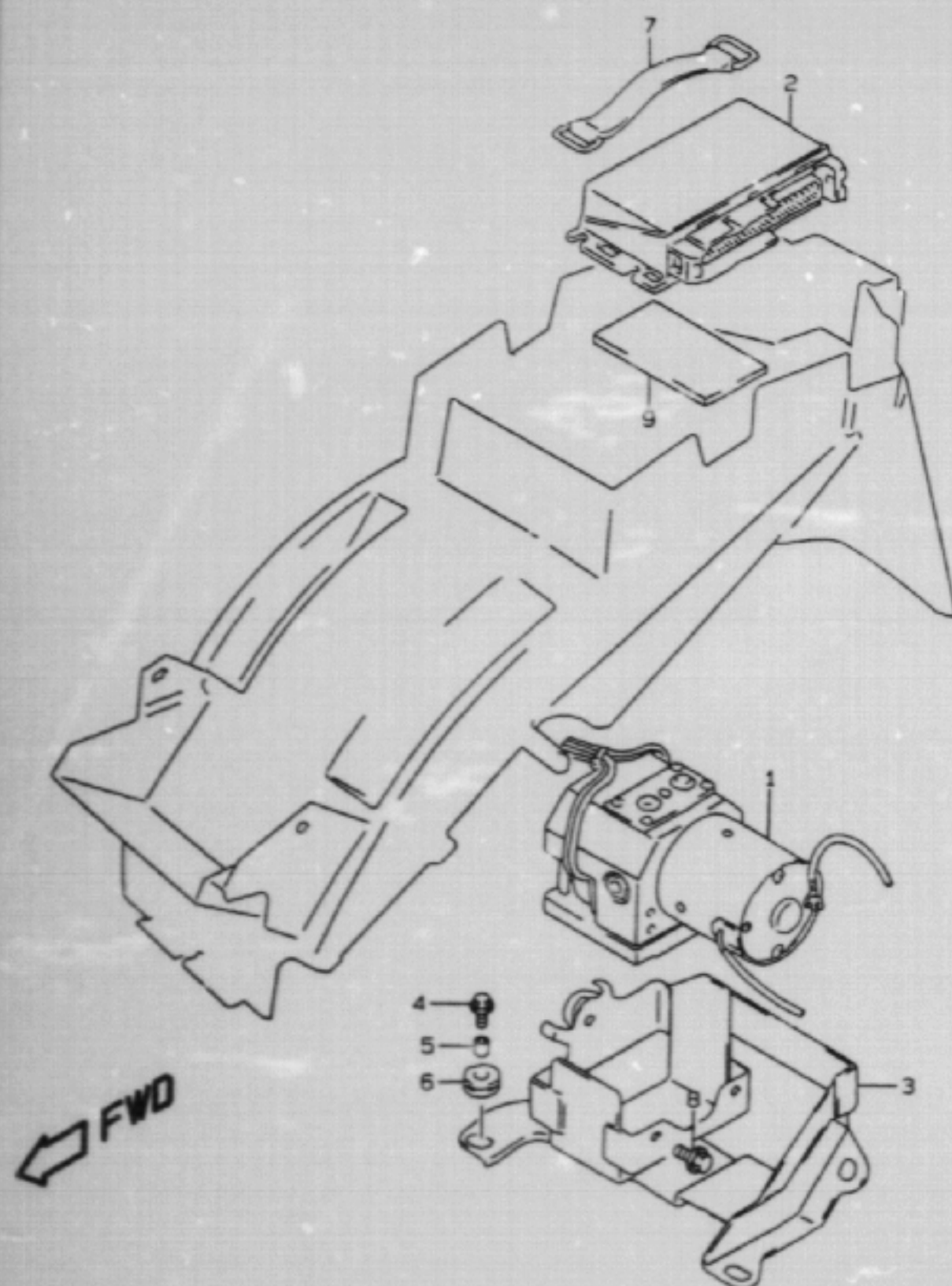
GSF1200SX E28 50

AIR CLEANER.....	C-07	COWLING BODY.....	G-07	FOOTREST.....	F-06	FRONT WHEEL.....	H-06	LABEL.....	G-11	REAR CUSHION LEVER..	J-04	STAND.....	F-05
ALTERNATOR.....	E-03	COWLING BRACE.....	G-10	FRAME COVER.....	F-12	FUEL COCK.....	F-11	MUFFLER.....	C-08	REAR FENDER.....	G-05	STARTER CLUTCH.....	B-11
BATTERY.....	E-07	CRANKCASE COVER....	B-07	FRAME.....	F-02	FUEL TANK.....	F-09	OIL COOLER.....	C-09	REAR MASTER CYLINDE	J-10	STARTING MOTOR.....	E-02
CAM CHAIN.....	C-03	CRANKCASE.....	B-05	FRONT BRAKE HOSE....	I-02	GEAR SHIFTING.....	D-04	OIL PAN.....	B-08	REAR SWINGING ARM..	J-02	STEERING STEM.....	H-04
CAM SHAFT / VALVE..	C-02	CRANKSHAFT.....	B-10	FRONT BRAKE PIPE....	I-04	HANDLE LEVER.....	G-04	OIL PUMP.....	B-09	REAR WHEEL.....	J-06	TRANSMISSION.....	D-04
CARBURETOR FITTING..	C-04	CYLINDER HEAD COVER	B-02	FRONT CALIPER.....	H-08	HANDLEBAR.....	G-03	OPTIONAL.....	J-13	RIDER HANDLE.....	G-13	TURN SIGNAL LAMP....	E-11
CARBURETOR.....	C-04	CYLINDER HEAD.....	B-03	FRONT DAMPER.....	H-02	HEADLAMP.....	E-10	REAR BRAKE HOSE....	J-12	SEAT.....	G-12	WIRING HARNESS.....	E-13
CLUTCH MASTER CYLIN	I-08	CYLINDER.....	B-04	FRONT FENDER.....	G-02	HORN/HANDLE SWITCH..	E-15	REAR CALIPER.....	J-08	SIGNAL GENERATOR...	E-04		
CLUTCH.....	D-02	ELECTRICAL.....	E-05	FRONT MASTER CYLIND	I-04	HYDRAULIC UNIT.....	I-03	REAR COMBINATION LA	E-12	SPEEDOMETER.....	E-08		

FIG. 51

I 3

FIG. 51 (I- 3) HYDRAULIC UNIT (GSF1200SAV/SAX)



REF.NO.	PART NO.	DESCRIPTION	Q'TY	REMARKS
1	55600-27E50	HYDRAULIC UNIT ASSY	1	
2	55800-27E50	ELECTRIC CONTROL UNIT ASSY	1	
3	55660-27E50	HOLDER, HYDRAULIC	1	
4	09116-06111	BOLT (6X20)	4	
5	09180-06259	SPACER (6.5X9X7)	4	
6	09320-08021	CUSHION	4	
7	09462-00015	BAND	1	
8	01550-08123	BOLT (8X12)	3	
9	33652-08420	PROTECTOR (70X100X6)	2	

GSF1200SX E28 51

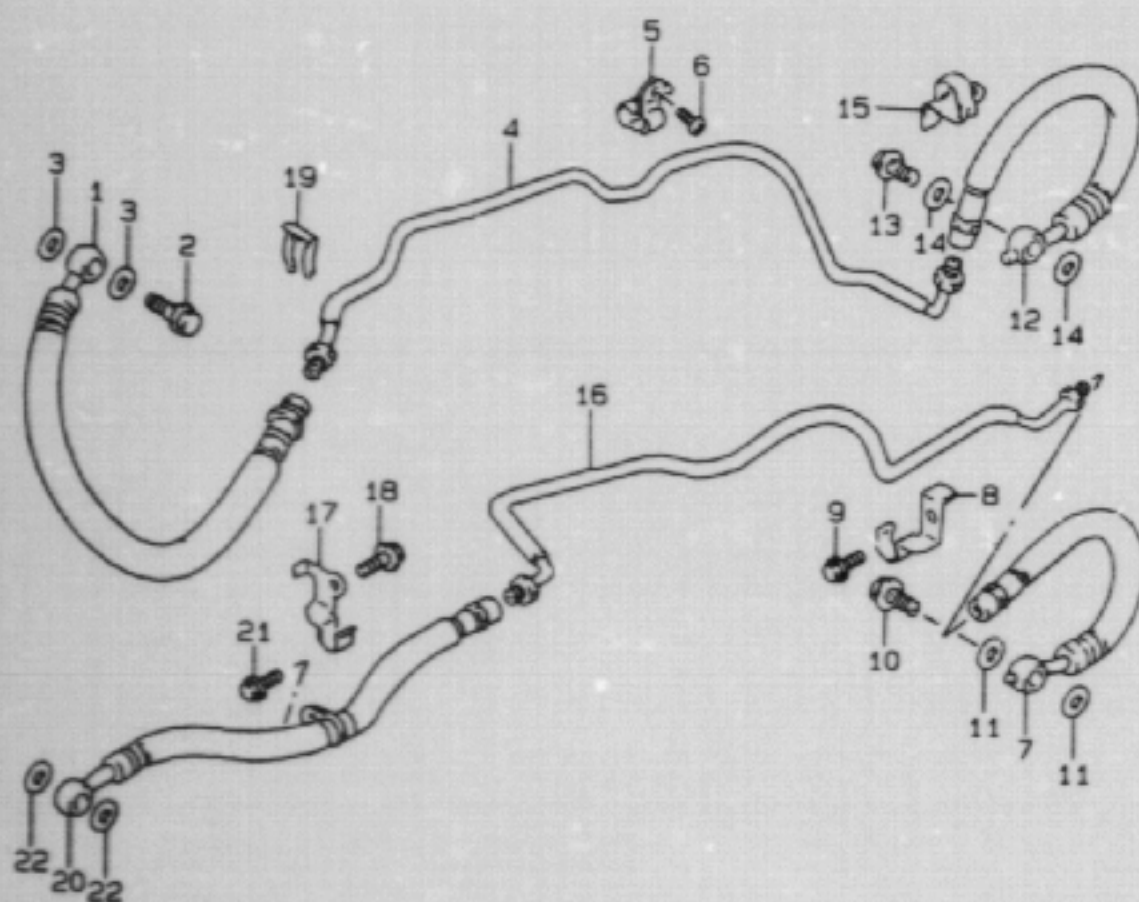
AIR CLEANER.....	C-07	COWLING BODY.....	G-07	FOOTREST.....	F-06	FRONT WHEEL.....	H-06	LABEL.....	G-11	REAR CUSHION LEVER..	J-04	STAND.....	F-05
ALTERNATOR.....	E-03	COWLING BRACE.....	G-10	FRAME COVER.....	F-12	FUEL COCK.....	F-11	MUFFLER.....	C-08	REAR FENDER.....	G-05	STARTER CLUTCH.....	B-11
BATTERY.....	E-07	CRANKCASE COVER...	B-07	FRAME.....	F-02	FUEL TANK.....	F-09	OIL COOLER.....		REAR MASTER CYLINDE	J-10	STARTING MOTOR.....	E-02
CAM CHAIN.....	C-03	CRANKCASE.....	B-05	FRONT BRAKE HOSE...	I-02	GEAR SHIFTING.....	D-06	OIL PAN.....	B	REAR SWINGING ARM..	J-02	STEERING STEM.....	H-04
CAM SHAFT / VALVE..	C-02	CRANKSHAFT.....	B-10	FRONT BRAKE PIPE...	I-04	HANDLE LEVER.....	G-04	OIL PUMP.....	B-09	REAR WHEEL.....	J-06	TRANSMISSION.....	D-04
CARBURETOR FITTING.	C-04	CYLINDER HEAD COVER	B-02	FRONT CALIPER.....	H-08	HANDLEBAR.....	G-03	OPTIONAL.....	J-13	RIDER HANDLE.....	G-13	TURN SIGNAL LAMP....	E-11
CARBURETOR.....	C-04	CYLINDER HEAD.....	B-03	FRONT DAMPER.....	H-02	HEADLAMP.....	E-10	REAR BRAKE HOSE....	J-12	SEAT.....	G-12	WIRING HARNESS.....	E-13
CLUTCH MASTER CYLIN	I-08	CYLINDER.....	B-04	FRONT FENDER.....	G-02	HORN/HANDLE SWITCH.	E-15	REAR CALIPER.....	J-08	SIGNAL GENERATOR...	E-04		
CLUTCH.....	D-02	ELECTRICAL.....	E-05	FRONT MASTER CYLIND	I-05	HYDRAULIC UNIT.....	I-03	REAR COMBINATION LA	E-12	SPEEDOMETER.....	E-08		

FIG. 52

14

FIG. 52 (I- 4) FRONT BRAKE PIPE (GSF1200SAV/SAX)

REF.NO.	PART NO.	DESCRIPTION	Q'TY	REMARKS
1	59480-27E60	HOSE, FRONT BRAKE	1	
2	09360-10042	BOLT (10X1.25X22)	1	
3	09161-10009	WASHER (10X15X1.5)	2	
4	59250-27E50	PIPE, FRONT BRAKE NO.1	1	
5	59253-27E50	CLAMP, BRAKE PIPE	1	
6	02142-06163	SCREW (6X16)	1	
7	59560-27E70	HOSE, HYDRAULIC OUT	1	
8	59552-27E50	CLAMP, HOSE OUT	1	
9	01550-06163	BOLT (6X16)	1	
10	09360-10042	BOLT (10X1.25X22)	1	
11	09161-10009	WASHER (10X1.25X22)	2	
12	59560-27E60	HOSE, HYDRAULIC IN	1	
13	09360-10042	BOLT (10X1.25X22)	1	
14	09161-10009	WASHER (10X15X1.5)	2	
15	59551-27E50	CLAMP, HOSE IN	1	
16	59450-27E50	PIPE, FRONT BRAKE NO.2	1	
17	59265-27E50	CLAMP, HOSE JOINT	1	
18	01550-06163	BOLT (6X16)	1	
19	09383-13001	E RING	1	
20	59560-27E50	HOSE, BRAKE JOINT	1	
21	01550-06163	BLT (6X16)	1	
22	09161-10009	WASHER (10X15X1.5)	2	



FWD

GSF1200SX E28 52

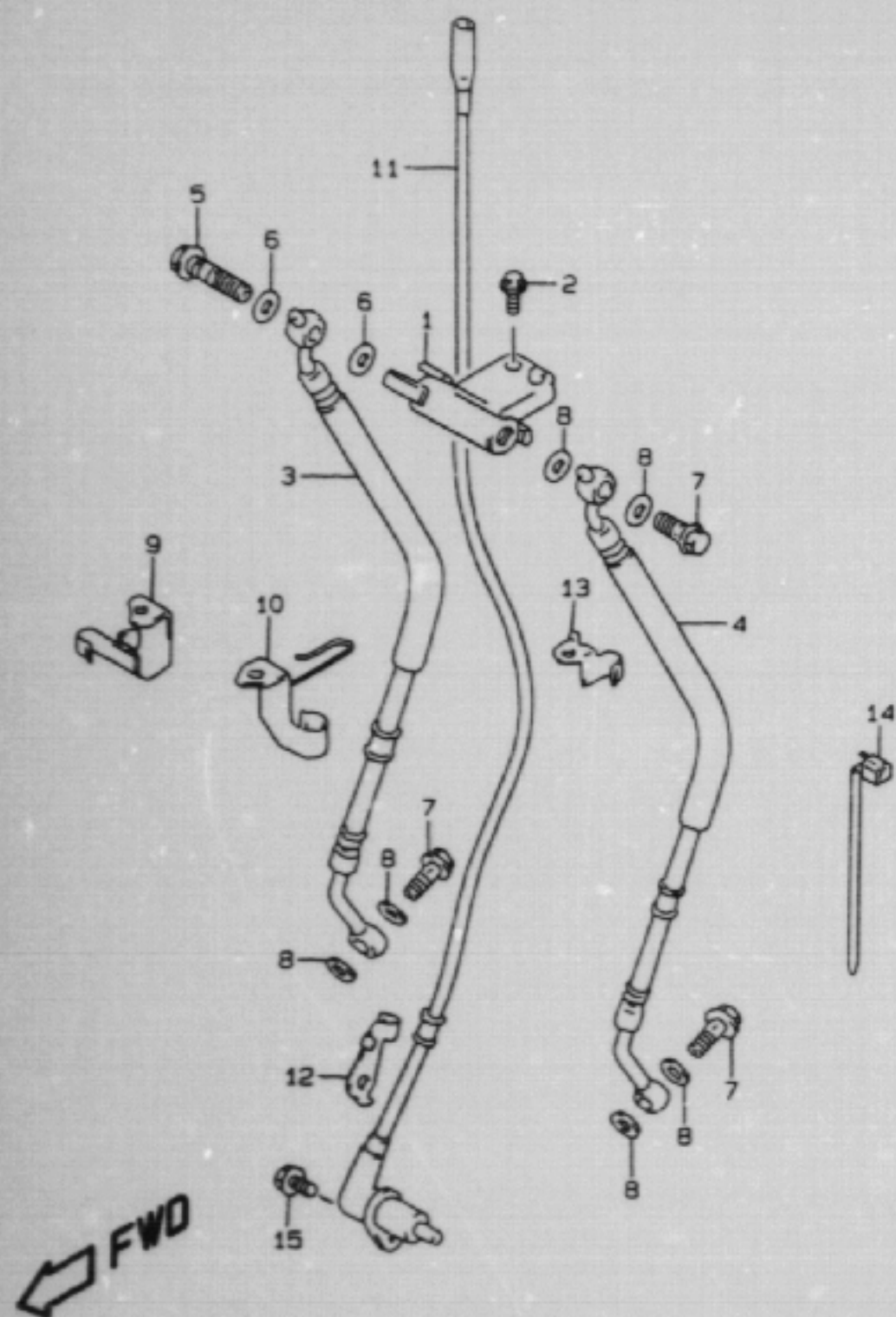
AIR CLEANER.....	C-07	COYLING BODY.....	G-07	FOOTREST.....	F-06	FRONT WHEEL.....	H-06	LABEL.....	G-11	REAR CUSHION LEVER..	J-04	STAND.....	F-05
ALTERNATOR.....	E-03	COYLING BRACE.....	C-10	FRAME COVER.....	F-12	FUEL COCK.....	F-11	MUFFLER.....	C-08	REAR FENDER.....	G-05	STARTER CLUTCH.....	B-11
BATTERY.....	E-07	CRANKCASE COVER....	B-07	FRAME.....	F-02	FUEL TANK.....	F-09	OIL COOLER.....	C-09	REAR MASTER CYLINDE	J-10	STARTING MOTOR.....	E-02
CAM CHAIN.....	C-03	CRANKCASE.....	B-05	FRONT BRAKE HOSE...	I-02	GEAR SHIFTING.....	D-06	OIL PAN.....	B-08	REAR SWINGING ARM..	J-02	STEERING STEN.....	H-04
CAM SHAFT / VALVS..	C-02	CRANKSHAFT.....	B-10	FRONT BRAKE PIPE...	I-04	HANDLE LEVER.....	G-04	OIL PUMP.....	B-09	REAR WHEEL.....	J-06	TRANSMISSION.....	D-04
CARBURETOR FITTING..	C-04	CYLINDER HEAD COVER	B-02	FRONT CALIPER.....	H-08	HANDLEBAR.....	G-03	OPTIONAL.....	J-13	RIDER HANDLE.....	G-13	TURN SIGNAL LAMP....	E-11
CARBURETOR.....	C-04	CYLINDER HEAD.....	B-03	FRONT DAMPER.....	H-02	HEADLAMP.....	E-10	REAR BRAKE HOSE....	J-12	SEAT.....	G-12	WIRING HARNESS.....	E-13
CLUTCH MASTER CYLIN	I-08	CYLINDER.....	B-04	FRONT FENDER.....	G-02	HORN/HANDLE SWITCH..	E-15	REAR CALIPER.....	J-08	SIGNAL GENERATOR...	E-04		
CLUTCH.....	D-02	ELECTRICAL.....	E-05	FRONT MASTER CYLIND	I-04	HYDRAULIC UNIT.....	I-03	REAR COMBINATION LA	E-12	SPEEDOMETER.....	E-08		

FIG.53

15

FIG.53 (I- 5) FRONT BRAKE HOSE (GSF1200SAV/SAX)

REF.NO.	PART NO.	DESCRIPTION	Q'TY	REMARKS
1	59491-17E00	JOINT, BRAKE HOSE	1	
2	01550-06163	BOLT (6X16)	1	
3	59240-27E50	HOSE, FRONT BRAKE RH	1	
4	59440-27E50	HOSE, FRONT BRAKE LH	1	
5	09360-10043	BOLT (10X1.00X36)	1	
6	09161-10009	WASHER (10X15X1.5)	2	
7	09360-10041	BOLT (10X1.00X22)	3	
8	09161-10009	WASHER (10X15X1.5)	6	
9	59260-27E50	CLAMP, BRAKE HOSE RH	1	
10	59260-27E00	CLAMP, BRAKE HOSE LH	1	
11	55710-27E50	SENSOR, FRONT WHEEL	1	
12	55732-27E50	CLAMP, SENSOR FORK	1	
13	55731-27E50	CLAMP, SENSOR JOINT	1	
14	09407-14407	CLAMP	2	
15	01550-08163	BOLT, SENSOR (8X16)	1	



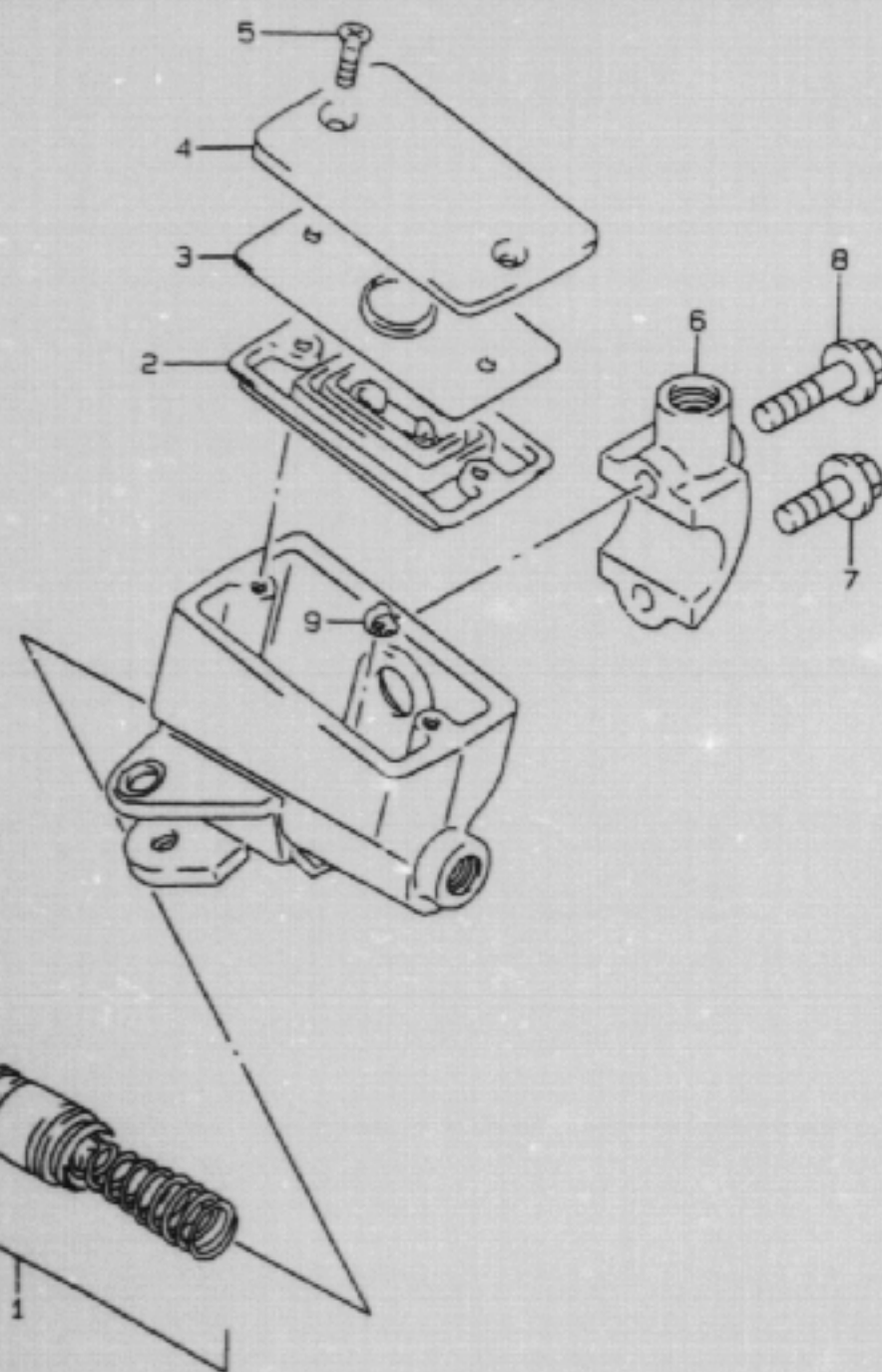
GSF1200SX E28 53

AIR CLEANER.....	C-07	COWLING BODY.....	G-07	FOOTREST.....	F-06	FRONT WHEEL.....	H-06	LABEL.....	G-11	REAR CUSHION LEVER..	J-04	STAND.....	F-05
ALTERNATOR.....	E-03	COWLING BRACE.....	G-10	FRAME COVER.....	F-12	FUEL COCK.....	F-11	MUFFLER.....	C-08	REAR FENDER.....	G-05	STARTER CLUTCH.....	B-11
BATTERY.....	E-07	CRANKCASE COVER....	B-07	FRAME.....	F-02	FUEL TANK.....	F-09	OIL COOLER.....	C-09	REAR MASTER CYLINDE	J-10	STARTING MOTOR.....	E-02
CAM CHAIN.....	C-03	CRANKCASE.....	B-05	FRONT BRAKE HOSE...	I-02	REAR SHIFTING.....	D-06	OIL PAN.....	B-08	REAR SWINGING ARM..	J-02	STEERING STEM.....	H-04
CAM SHAFT / VALVE..	C-02	CRANKSHAFT.....	B-10	FRONT BRAKE PIPE...	I-04	HANDLE LEVER.....	G-04	OIL PUMP.....	B-09	REAR WHEEL.....	J-06	TRANSMISSION.....	D-04
CARBURETOR FITTING..	C-06	CYLINDER HEAD COVER	B-02	FRONT CALIPER.....	H-08	HANDLEBAR.....	G-03	OPTIONAL.....	J-13	RIDER HANDLE.....	G-13	TURN SIGNAL LAMP....	E-11
CARBURETOR.....	C-04	CYLINDER HEAD.....	B-03	FRONT DAMPER.....	H-02	HEADLAMP.....	E-10	REAR BRAKE HOSE....	J-12	SEAT.....	G-12	WIRING HARNESS.....	E-13
CLUTCH MASTER CYLIN	I-08	CYLINDER.....	B-04	FRONT FENDER.....	G-02	HORN/HANDLE SWITCH..	E-15	REAR CALIPER.....	J-08	SIGNAL GENERATOR...	E-04		
CLUTCH.....	D-02	ELECTRICAL.....	E-05	FRONT MASTER CYLIND	I-04	HYDRAULIC UNIT.....	I-03	REAR COMBINATION LA	E-12	SPEEDOMETER.....	E-08		

FIG.54

16

FIG.54 (I- 6) FRONT MASTER CYLINDER (GSF1200ST/SV/SW/SX)



REF.NO.	PART NO.	DESCRIPTION	Q'TY	REMARKS
	59600-20C20	CYLINDER ASSY, FRONT MASTER	1	
1	59600-45860	.PISTON/CUP SET	1	
2	59667-49460	.DIAPHRAGM	1	
3	59668-41C00	.PLATE	1	
4	59669-41C00	.CAP	1	
5	69689-49300	.SCREW	2	
6	59671-44300	.HOLDER	1	
7	59675-19C00	.BOLT (6X25)	1	
8	59675-19C10	.BOLT (6X38)	1	
9	59664-48B00	.PROTECTOR	1	

REFER TO FIG.54A(I-7) FOR GSF1200SAV/SAX

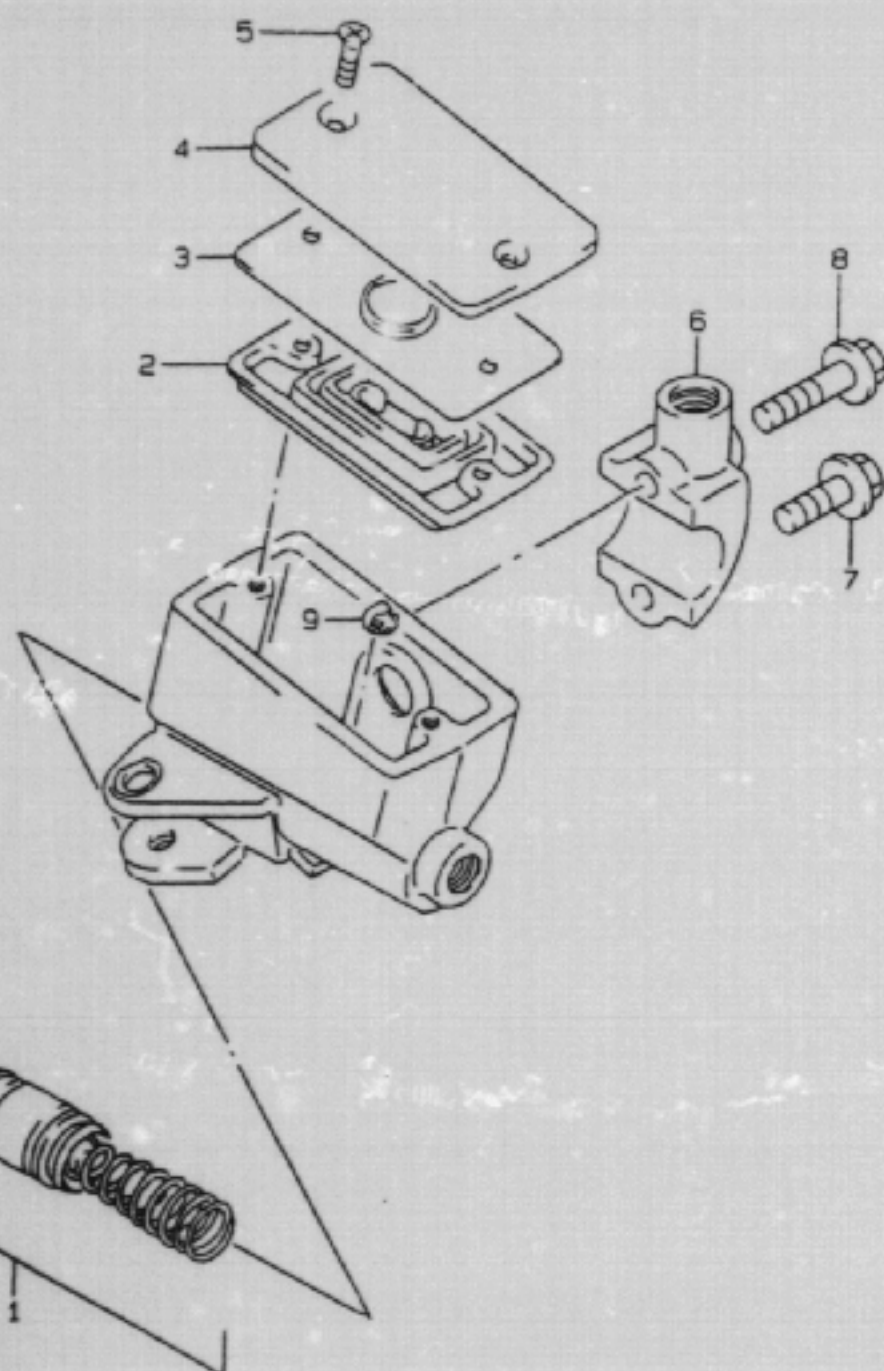
GSF1200SX E28 54


AIR CLEANER.....	C-07	COWLING BODY.....	G-07	FOOTREST.....	F-06	FRONT WHEEL.....	H-06	LABEL.....	G-11	REAR CUSHION LEVER.....	J-04	STAND.....	F-05
ALTERNATOR.....	E-03	COWLING BRACE.....	G-10	FRAME COVER.....	F-12	FUEL COCK.....	F-11	MUFFLER.....	C-08	REAR FENDER.....	G-05	STARTER CLUTCH.....	B-11
BATTERY.....	E-07	CRANKCASE COVER.....	B-07	FRAME.....	F-02	FUEL TANK.....	F-09	OIL COOLER.....	C-09	REAR MASTER CYLINDE.....	J-10	STARTING MOTOR.....	E-02
CAM CHAIN.....	C-03	CRANKCASE.....	B-05	FRONT BRAKE HOSE.....	I-02	GEAR SHIFTING.....	D-06	OIL PAN.....	B-08	REAR SWINGING ARM.....	J-02	STEERING STEM.....	H-04
CAM SHAFT / VALVE.....	C-02	CRANKSHAFT.....	B-10	FRONT BRAKE PIPE.....	I-04	HANDLE LEVER.....	G-04	OIL PUMP.....	B-09	REAR WHEEL.....	J-06	TRANSMISSION.....	D-04
CARBURETOR FITTING.....	C-06	CYLINDER HEAD COVER.....	B-02	FRONT CALIPER.....	H-08	HANDLEBAR.....	G-03	OPTIONAL.....	J-13	RIDER HANDLE.....	G-13	TURN SIGNAL LAMP.....	E-11
CARBURETOR.....	C-04	CYLINDER HEAD.....	B-03	FRONT DAMPER.....	H-02	HEADLAMP.....	E-10	REAR BRAKE HOSE.....	J-12	SEAT.....	G-12	WIRING HARNESS.....	E-13
CLUTCH MASTER CYLIN.....	I-08	CYLINDER.....	B-04	FRONT FENDER.....	G-02	HORN/HANDLE SWITCH.....	E-15	REAR CALIPER.....	J-08	SIGNAL GENERATOR.....	E-04		
CLUTCH.....	D-02	ELECTRICAL.....	E-05	FRONT MASTER CYLIND.....	I-06	HYDRAULIC UNIT.....	I-03	REAR COMBINATION LA.....	E-12	SPEEDOMETER.....	E-08		

17

Q'TY

REF.NO.	PART NO.	DESCRIPTION	REMARKS
	59600-27E50	CYLINDER ASSY, FRONT MASTER	1
1	59600-27830	.PISTON/CUP SET	1
2	59667-49460	.DIAPHRAGM	1
3	59668-41C00	.PLATE	1
4	59669-41C00	.CAP	1
5	69689-49300	.SCREW	2
6	59671-44300	.HOLDER	1
7	59675-19C00	.BOLT (6X25)	1
8	59675-19C10	.BOLT (6X38)	1
9	59664-48B00	.PROTECTOR	1



 FWD

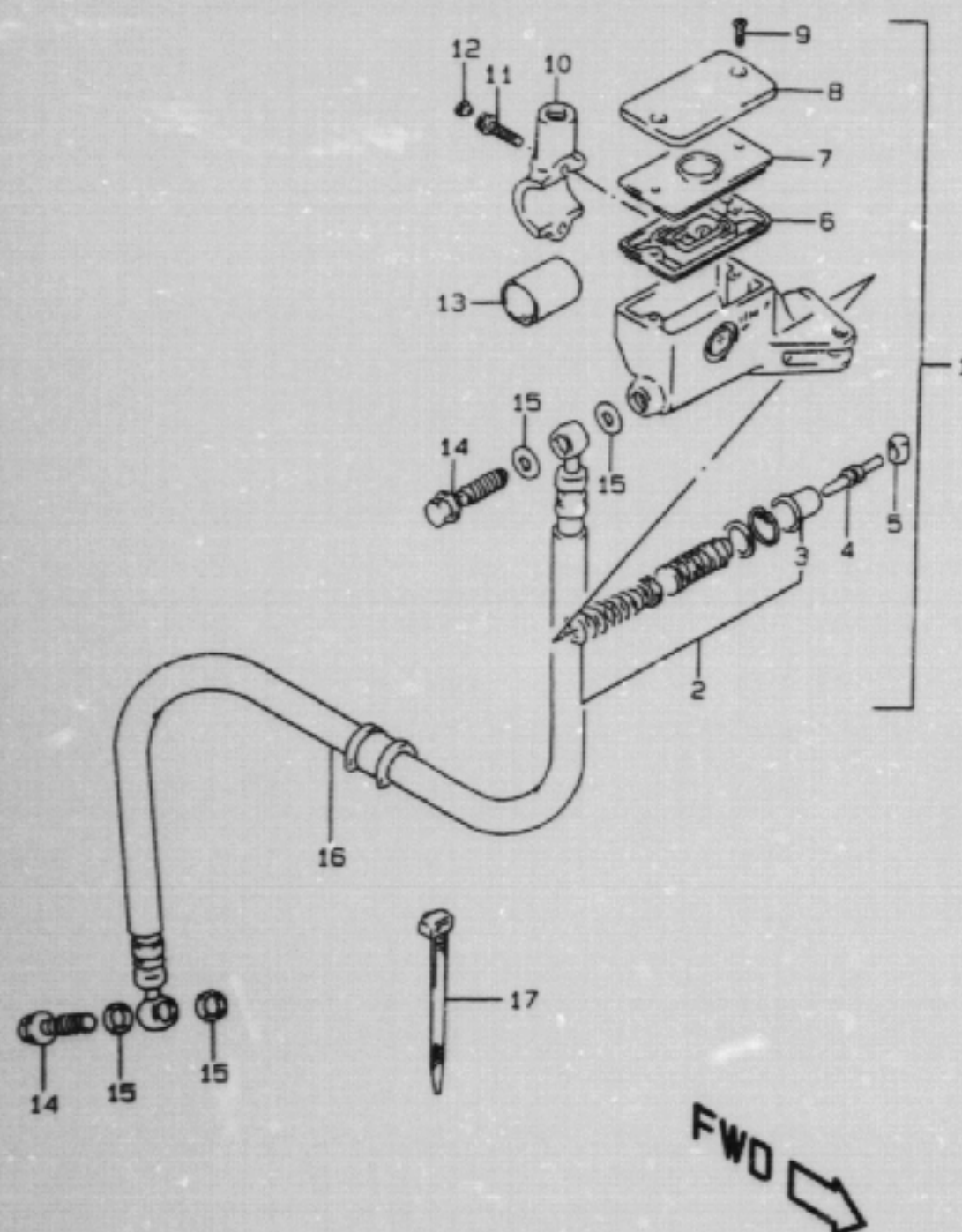
GSF 1200SX E28 54A

AIR CLEANER.....	C-07	COWLING BODY.....	G-07	FOOTREST.....	F-06	FRONT WHEEL.....	H-06	LABEL.....	G-11	REAR CUSHION LEVER..	J-04	STAND.....	F-05
ALTERNATOR.....	E-03	COWLING BRACE.....	G-10	FRAME COVER.....	F-12	FUEL COCK.....	F-11	MUFFLER.....	C-08	REAR FENDER.....	G-05	STARTER CLUTCH.....	B-11
BATTERY.....	E-07	CRANKCASE COVER....	B-07	FRAME.....	F-02	FUEL TANK.....	F-09	OIL COOLER.....	C-09	REAR MASTER CYLINDE	J-10	STARTING MOTOR.....	E-02
CAM CHAIN.....	C-03	CRANKCASE.....	B-05	FRONT BRAKE HOSE....	I-02	GEAR SHIFTING.....	D-06	OIL PAN.....	B-08	REAR SWINGING ARM..	J-02	STEERING STEM.....	H-04
CAM SHAFT / VALVE..	C-02	CRANKSHAFT.....	B-10	FRONT BRAKE PIPE...I	I-04	HANDLE LEVER.....	G-04	OIL PUMP.....	B-09	REAR WHEEL.....	J-06	TRANSMISSION.....	D-04
CARBURETOR FITTING.	C-06	CYLINDER HEAD COVER	B-02	FRONT CALIPER.....	H-08	HANDLEBAR.....	G-03	OPTIONAL.....	J-13	RIDER HANDLE.....	G-13	TURN SIGNAL LAMP....	E-11
CARBURETOR.....	C-04	CYLINDER HEAD.....	B-03	FRONT DAMPER.....	H-02	HEADLAMP.....	E-10	REAR BRAKE HOSE....	J-12	SEAT.....	G-12	WIRING HARNESS.....	E-13
CLUTCH MASTER CYLIN	I-08	CYLINDER.....	B-04	FRONT FENDER.....	G-02	HORN/HANDLE SWITCH.	E-15	REAR CALIPER.....	J-08	SIGNAL GENERATOR...	E-04		
CLUTCH.....	D-02	ELECTRICAL.....	E-05	FRONT MASTER CYLIND	I-06	HYDRAULIC UNIT.....	I-03	REAR COMBINATION LA	E-12	SPEEDOMETER.....	E-08		

FIG.55

18

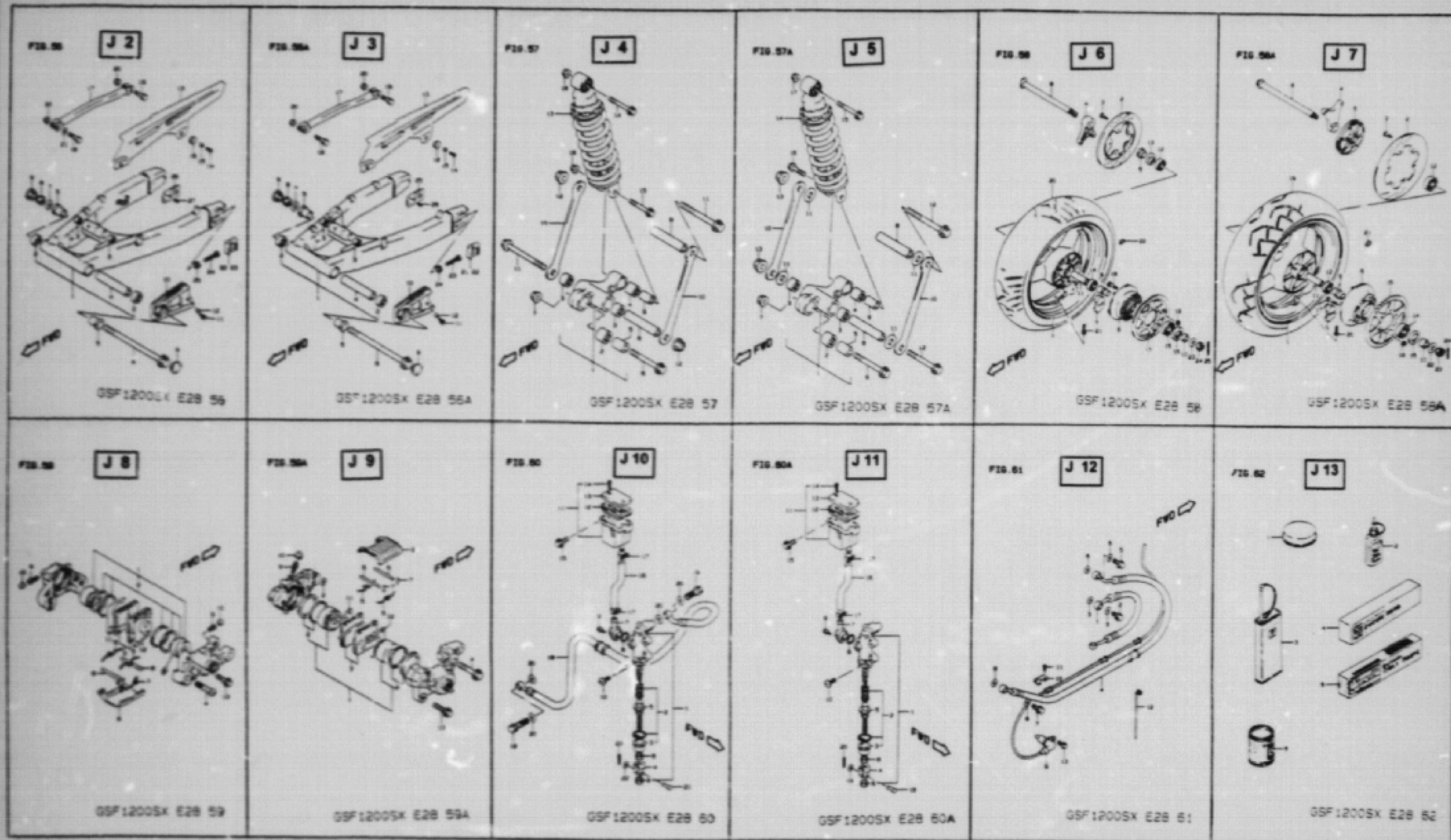
FIG.55 (1- 8) CLUTCH MASTER CYLINDER



REF.NO.	PART NO.	DESCRIPTION	Q'TY	REMARKS
1	59800-26D10	CYLINDER ASSY, CLUTCH MASTER	1	
2	59800-08810	.PISTON/CUP SET	1	
3	59666-44300	.BOOT	1	
4	59871-38A00	.ROD, PUSH	1	
5	59892-08A00	.BUSH	1	
6	59667-49460	.DIAPHRAGM	1	
7	59668-41C00	.PLATE	1	
8	59669-41C00	.CAP	1	
9	69689-49300	.SCREW	2	
10	59671-05A00	.HOLDER	1	
11	07130-06203	.BOLT	2	
12	09250-05009	CAP	2	
13	59894-26D01	SPACER, CLUTCH MASTER CYLINDER	1	
14-1	09360-10039	BOLT (10X1.00X22)	2	GSF1200ST
14-2	09360-10041	BOLT (10X1.00X22)	2	GSF1200SY/SAV/SW/ SX/SAX
15	09161-10009	WASHER (10X15X1.5)	4	
16	59910-27E00	HOSE, CLUTCH	1	
17	09407-14403	CLAMP	1	

GSF1200SX E28 55

AIR CLEANER.....	C-07	COWLING BODY.....	G-07	FOOTREST.....	F-06	FRONT WHEEL.....	H-06	LABEL.....	G-11	REAR CUSHION LEVER..	J-04	STAND.....	F-05
ALTERNATOR.....	E-03	COWLING BRACE.....	G-10	FRAME COVER.....	F-12	FUEL COCK.....	F-11	MUFFLER.....	C-08	REAR FENDER.....	G-05	STARTER CLUTCH.....	B-11
BATTERY.....	E-07	CRANKCASE COVER....	B-07	FRAME.....	F-02	FUEL TANK.....	F-09	OIL COOLER.....	C-09	REAR MASTER CYLINDE	J-10	STARTING MOTOR.....	E-02
CAM CHAIN.....	C-03	CRANKCASE.....	B-05	FRONT BRAKE HOSE...	I-02	GEAR SHIFTING.....	D-06	OIL PAN.....	B-08	REAR SWINGING ARM..	J-02	STEERING STEM.....	H-04
CAM SHAFT / VALVE..	C-02	CRANKSHAFT.....	B-10	FRONT BRAKE PIPE...	I-04	HANDLE LEVER.....	G-04	OIL PUMP.....	B-09	REAR WHEEL.....	J-06	TRANSMISSION.....	D-04
CARBURETOR FITTING.	C-04	CYLINDER HEAD COVER	B-02	FRONT CALIPER.....	H-08	HANDLEBAR.....	G-03	OPTIONAL.....	J-13	RIDER HANDLE.....	G-13	TURN SIGNAL LAMP....	E-11
CARBURETOR.....	C-04	CYLINDER HEAD.....	B-03	FRONT DAMPER.....	H-02	HEADLAMP.....	E-10	REAR BRAKE HOSE....	J-12	SEAT.....	G-12	WIRING HARNESS.....	E-13
CLUTCH MASTER CYLIN	I-08	CYLINDER.....	B-04	FRONT FENDER.....	G-02	HORN/HANDLE SWITCH.	E-15	REAR CALIPER.....	J-08	SIGNAL GENERATOR...	E-04		
CLUTCH.....	D-02	ELECTRICAL.....	E-05	FRONT MASTER CYLIND	I-06	HYDRAULIC UNIT.....	I-03	REAR COMBINATION LA	E-12	SPEEDOMETER.....	E-08		

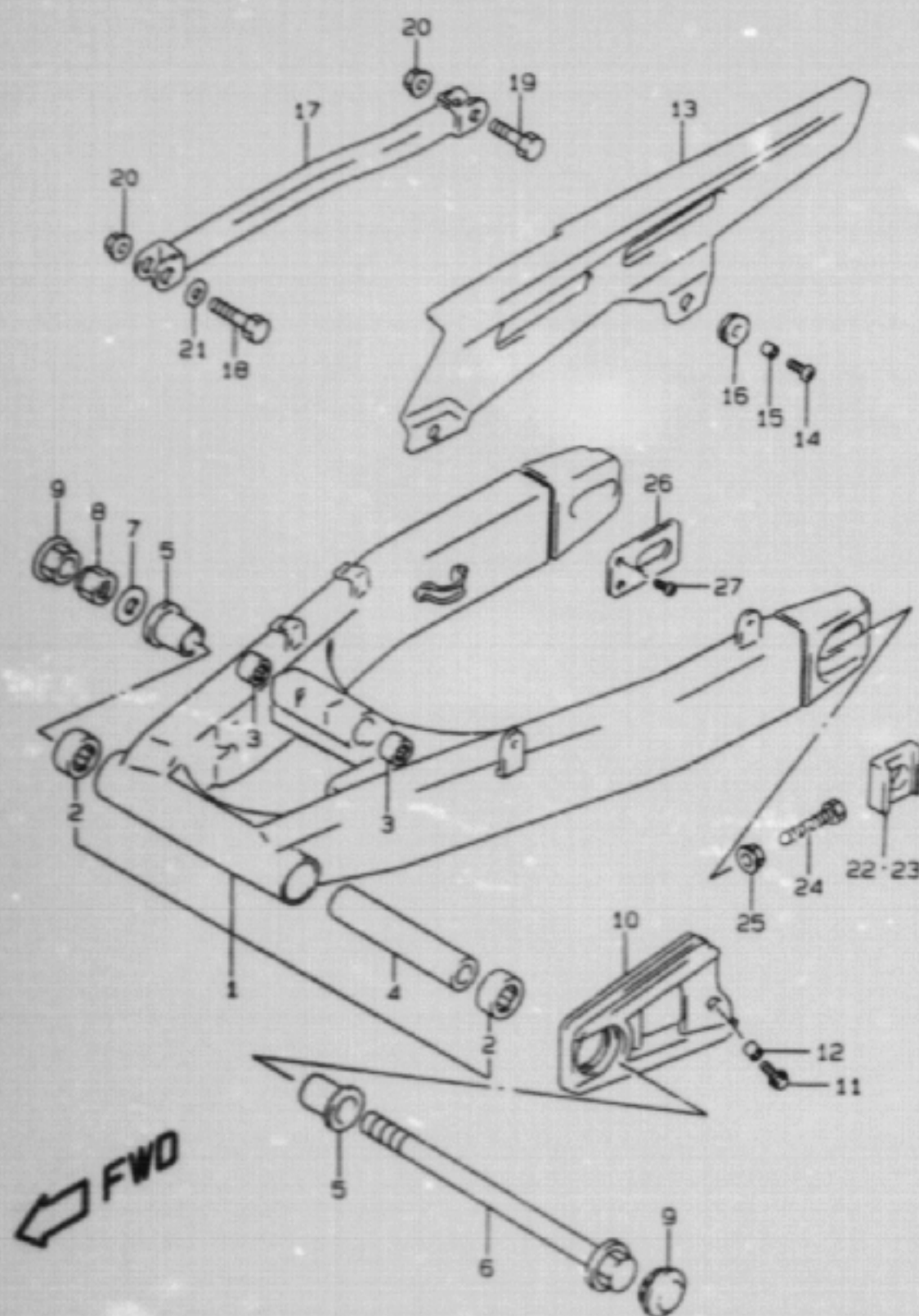


AIR CLEANER.....	C-07	COWLING BODY.....	G-07	FOOTREST.....	F-06	FRONT WHEEL.....	H-06	LABEL.....	G-11	REAR CUSHION LEVER..	J-04	STAND.....	F-05
ALTERNATOR.....	E-05	COWLING BRACE.....	G-10	FRAME COVER.....	F-12	FUEL COCK.....	F-11	MUFFLER.....	C-08	REAR FENDER.....	G-05	STARTER CLUTCH.....	B-11
BATTERY.....	E-07	CRANKCASE COVER....	H-07	FRAME.....	F-02	FUEL TANK.....	F-09	OIL COOLER.....	C-09	REAR MASTER CYLINDE	J-10	STARTING MOTOR.....	E-02
CAR CHAIN.....	C-05	CRANKCASE.....	B-05	FRONT BRAKE HOSE....	I-02	GEAR SHIFTING.....	D-06	OIL PAN.....	B-08	REAR SWINGING ARM..	J-02	STEERING STEM.....	H-04
CAR SHAFT / VALVE..	C-02	CRANKSHAFT.....	B-10	FRONT BRAKE PIPE....	I-04	HANDLE LEVER.....	G-04	OIL PUMP.....	B-09	REAR WHEEL.....	J-06	TRANSMISSION.....	D-04
CARBURETOR FITTING..	C-06	CYLINDER HEAD COVER	B-02	FRONT CALIPER.....	H-08	HANDLEBAR.....	G-03	OPTIONAL.....	J-13	RIDER HANDLE.....	G-13	TURN SIGNAL LAMP....	E-11
CARBURETOR.....	C-04	CYLINDER HEAD.....	B-03	FRONT DAMPER.....	H-02	HEADLAMP.....	E-10	REAR BRAKE HOSE....	J-12	SEAT.....	G-12	WIRING HARNESS.....	E-13
CLUTCH MASTER CYLIN	I-08	CYLINDER.....	B-04	FRONT FENDER.....	C-02	HORN/HANDLE SWITCH..	E-15	REAR CALIPER.....	J-08	SIGNAL GENERATOR...	E-04		
CLUTCH.....	D-02	ELECTRICAL.....	E-05	FRONT MASTER CYLIND	I-04	HYDRAULIC UNIT.....	I-03	REAR COMBINATION LA	E-12	SPEEDOMETER.....	E-08		

FIG. 56

J 2

FIG. 56 (J- 2) REAR SWINGING ARM (GSF1200ST/SV/SW/SX)



REF.NO.	PART NO.	DESCRIPTION	Q'TY	REMARKS
1	61000-27E10	SWINGING ARM ASSY, REAR	1	
2	09263-25059	.BEARING, PIVOT (25X33X35)	2	
3	09263-17037	.BEARING (17X24X25)	2	
4	61282-31E00	.SPACER, PIVOT CENTER	1	
5	61251-31E00	SPACER, PIVOT BEARING	2	
6	61211-31E00	SHAFT, PIVOT	1	
7	09160-18030	WASHER (18.5X28X2.6)	1	
8	09159-18007	NUT	1	
9	43585-21E00	CAP, FRAME PIVOT	2	
10	61273-27E11	BUFFER, CHAIN TUCH DIFENSE	1	
11	09116-06111	BOLT (6X20)	1	
12	09180-06283	SPACER (6.5X10X7)	1	
13	61311-27E00	CASE, CHAIN	1	
14	09136-06011	SCREW (6X16)	2	
15	09180-06092	SPACER (6.2X8.3X6.10)	2	
16	09320-08013	CUSHION	2	
17	64310-27E00-019	TORQUE LINK, REAR (BLACK)	1	
18	09111-10051	BOLT, FRONT (10X39)	1	
19	09103-10019	BOLT, REAR (10X37)	1	
20	08319-31107	NUT	2	
21	09160-12011	WASHER (12.5X20X1)	1	
22	61446-27C20	WASHER, CHAIN ADJUSTER RH	1	RH
23	61446-17E10	WASHER, CHAIN ADJUSTER LH	1	LH
24	09100-08287	BOLT (8X50)	2	
25	08316-10083	NUT	2	
26	61124-17E10	PLATE, SWINGING ARM	2	
27	02142-06103	SCREW	4	

REFER TO FIG. 56A(J-3) FOR GSF1200SAV/SAX

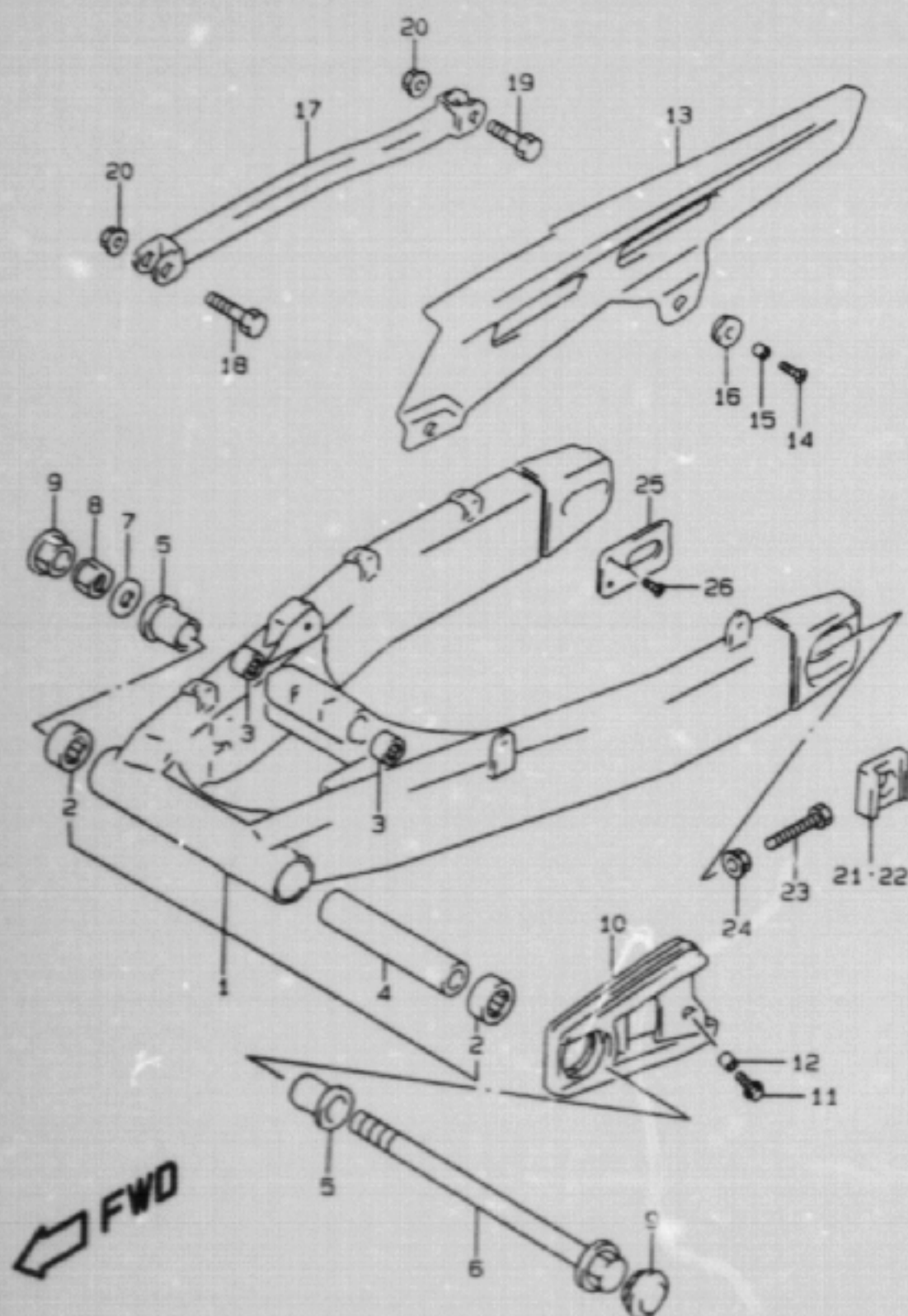
GSF1200SX E28 56

AIR CLEANER.....	C-07	COWLING BODY.....	G-07	FOOTREST.....	F-06	FRONT WHEEL.....	H-06	LABEL.....	G-11	REAR CUSHION LEVER.....	J-04	STAND.....	F-05
ALTERNATOR.....	E-03	COWLING BRACE.....	G-10	FRAME COVER.....	F-12	FUEL COCK.....	F-11	MUFFLER.....	C-08	REAR FENDER.....	G-05	STARTER CLUTCH.....	B-11
BATTERY.....	E-07	CRANKCASE COVER.....	B-07	FRAME.....	F-02	FUEL TANK.....	F-09	OIL COOLER.....	C-09	REAR MASTER CYLINDER.....	J-10	STARTING MOTOR.....	E-02
CAM CHAIN.....	C-03	CRANKCASE.....	B-05	FRONT BRAKE HOSE.....	I-02	GEAR SHIFTING.....	D-06	OIL PAN.....	B-08	REAR SWINGING ARM.....	J-02	STEERING STEM.....	H-04
CAM SHAFT / VALVE.....	C-02	CRANKSHAFT.....	B-10	FRONT BRAKE PIPE.....	I-04	HANDLE LEVER.....	G-04	OIL PUMP.....	B-09	REAR WHEEL.....	J-06	TRANSMISSION.....	D-04
CARBURETOR FITTING.....	C-04	CYLINDER HEAD COVER.....	B-02	FRONT CALIPER.....	H-08	HANDLEBAR.....	G-03	OPTIONAL.....	J-13	RIDER HANDLE.....	G-13	TURN SIGNAL LAMP.....	E-11
CARBURETOR.....	C-04	CYLINDER HEAD.....	B-03	FRONT DAMPER.....	H-02	HEADLAMP.....	E-10	REAR BRAKE HOSE.....	J-12	SEAT.....	G-12	WIRING HARNESS.....	E-13
CLUTCH MASTER CYLINDER.....	I-08	CYLINDER.....	B-04	FRONT FENDER.....	G-02	HORN/HANDLE SWITCH.....	E-15	REAR CALIPER.....	J-08	SIGNAL GENERATOR.....	E-04		
CLUTCH.....	D-02	ELECTRICAL.....	E-05	FRONT MASTER CYLINDER.....	I-04	HYDRAULIC UNIT.....	I-03	REAR COMBINATION LAMP.....	E-12	SPEEDOMETER.....	E-08		

FIG. 56A

J 3

FIG. 56A(J- 3) REAR SWINGING ARM (GSF1200SAV/SAX)



REF.NO.	PART NO.	DESCRIPTION	Q'TY	REMARKS
1	61000-27E60	SWINGING ARM ASSY, REAR	1	
2	09263-25059	.BEARING, PIVOT (25X33X35)	2	
3	09263-17037	.BEARING (17X24X25)	2	
4	61282-31E00	.SPACER, PIVOT CENTER	1	
5	61251-31E00	SPACER, PIVOT BEARING	2	
6	61211-31E00	SHAFT, PIVOT	1	
7	09160-18030	WASHER (18.5X28X2.6)	1	
8	09159-18007	NUT	1	
9	43585-21E00	CAP, FRAME PIVOT	2	
10	61273-27E11	BUFFER, CHAIN TUCH DIFENSE	1	
11	09116-06111	BOLT (6X20)	1	
12	09180-06283	SPACER (6.5X10X7)	1	
13	61311-27E00	CASE, CHAIN	1	
14	09136-06011	SCREW (6X16)	2	
15	09180-06092	SPACER (6.2X8.3X6.10)	2	
16	09320-08013	CUSHION	2	
17	64310-27E50-019	TORQUE LINK, REAR (BLACK)	1	
18	09111-10051	BOLT, FRONT (10X39)	1	
19	09100-10187	BOLT, REAR (10X34)	1	
20	08319-31107	NUT	2	
21	61446-27C20	WASHER, CHAIN ADJUSTER RH	1	RH
22	61446-17E10	WASHER, CHAIN ADJUSTER LH	1	LH
23	09100-08287	BOLT (8X50)	2	
24	08316-10083	NUT	2	
25	61124-17E10	PLATE, SWINGING ARM	2	
26	02142-06103	SCREW	4	

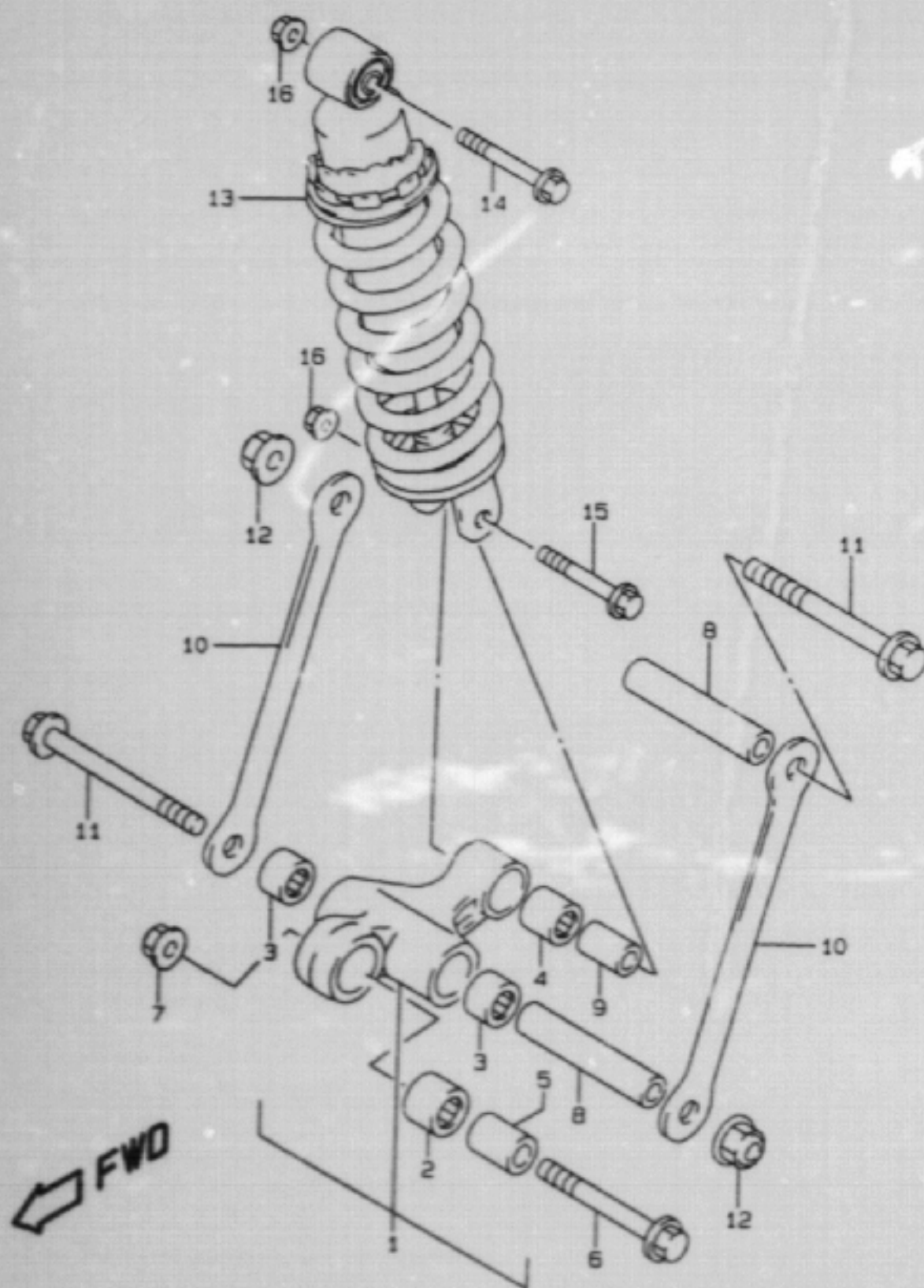
GSF1200SX E28 56A

AIR CLEANER.....	C-07	COWLING BODY.....	G-07	FOOTREST.....	F-06	FRONT WHEEL.....	H-06	LABEL.....	G-11	REAR CUSHION LEVER.....	J-04	STAND.....	F-05
ALTERNATOR.....	E-03	COWLING BRACE.....	G-10	FRAME COVER.....	F-12	FUEL COCK.....	F-11	MUFFLER.....	C-08	REAR FENDER.....	G-05	STARTER CLUTCH.....	B-11
BATTERY.....	E-07	CRANKCASE COVER.....	B-07	FRAME.....	F-02	FUEL TANK.....	F-09	OIL COOLER.....	C-09	REAR MASTER CYLINDER.....	J-10	STARTING MOTOR.....	E-02
CAM CHAIN.....	C-03	CRANKCASE.....	B-05	FRONT BRAKE HOSE.....	I-02	GEAR SHIFTING.....	D-04	OIL PAN.....	B-08	REAR SWINGING ARM.....	J-02	STEERING STEM.....	H-04
CAM SHAFT / VALVE.....	C-02	CRANKSHAFT.....	B-10	FRONT BRAKE PIPE.....	I-04	HANDLE LEVER.....	G-04	OIL PUMP.....	B-09	REAR WHEEL.....	J-06	TRANSMISSION.....	D-04
CARBURETOR FITTING.....	C-04	CYLINDER HEAD COVER.....	B-02	FRONT CALIPER.....	H-08	HANDLEBAR.....	G-03	OPTIONAL.....	J-15	RIDER HANDLE.....	G-13	TURN SIGNAL LAMP.....	E-11
CARBURETOR.....	C-04	CYLINDER HEAD.....	B-03	FRONT DAMPER.....	H-02	HEADLAMP.....	E-10	REAR BRAKE HOSE.....	J-12	SEAT.....	G-12	WIRING HARNESS.....	E-13
CLUTCH MASTER CYLINDER.....	I-08	CYLINDER.....	B-04	FRONT FENDER.....	G-02	HORN/HANDLE SWITCH.....	E-15	REAR CALIPER.....	J-08	SIGNAL GENERATOR.....	E-04		
CLUTCH.....	D-02	ELECTRICAL.....	E-05	FRONT MASTER CYLINDER.....	I-04	HYDRAULIC UNIT.....	I-03	REAR COMBINATION LAMP.....	E-12	SPEEDOMETER.....	E-08		

FIG. 57

J 4

FIG. 57 (J- 4) REAR CUSHION LEVER (GSF1200ST/SV/SW/SX)



REF.NO.	PART NO.	DESCRIPTION	Q'TY	REMARKS
1	62600-33871	LEVER SET, REAR CUSHION	1	
2	09263-20064	.BEARING, FRONT (20X27X26)	1	
3	09263-17037	.BEARING (17X24X25)	2	
4	09263-17034	.BEARING, REAR (17X24X26)	1	
5	62684-01D00	SPACER, FRONT	1	
6	62668-42A02	BOLT, FRONT	1	
7	08319-31128	NUT	1	
8	09180-12122	SPACER (12X17X85)	2	
9	62684-40A10	SPACER, REAR	1	
10	62641-27E10	ROD, REAR CUSHION LEVER	2	
11	09103-12037	BOLT (12X115)	2	
12	08319-31128	NUT	2	
13-1	62100-27E10	ABSORBER ASSY, REAR SHOCK	1	GSF1200ST
13-2	62100-27E20	ABSORBER ASSY, REAR SHOCK	1	GSF1200SV/SW/SX
14	09103-10064	BOLT, UPPER (10X50)	1	
15	09103-10101	BOLT, LOWER (10X54)	1	
16	08319-31107	NUT	2	

REFER TO FIG. 57A(J-5) FOR GSF1200SAV/SAX

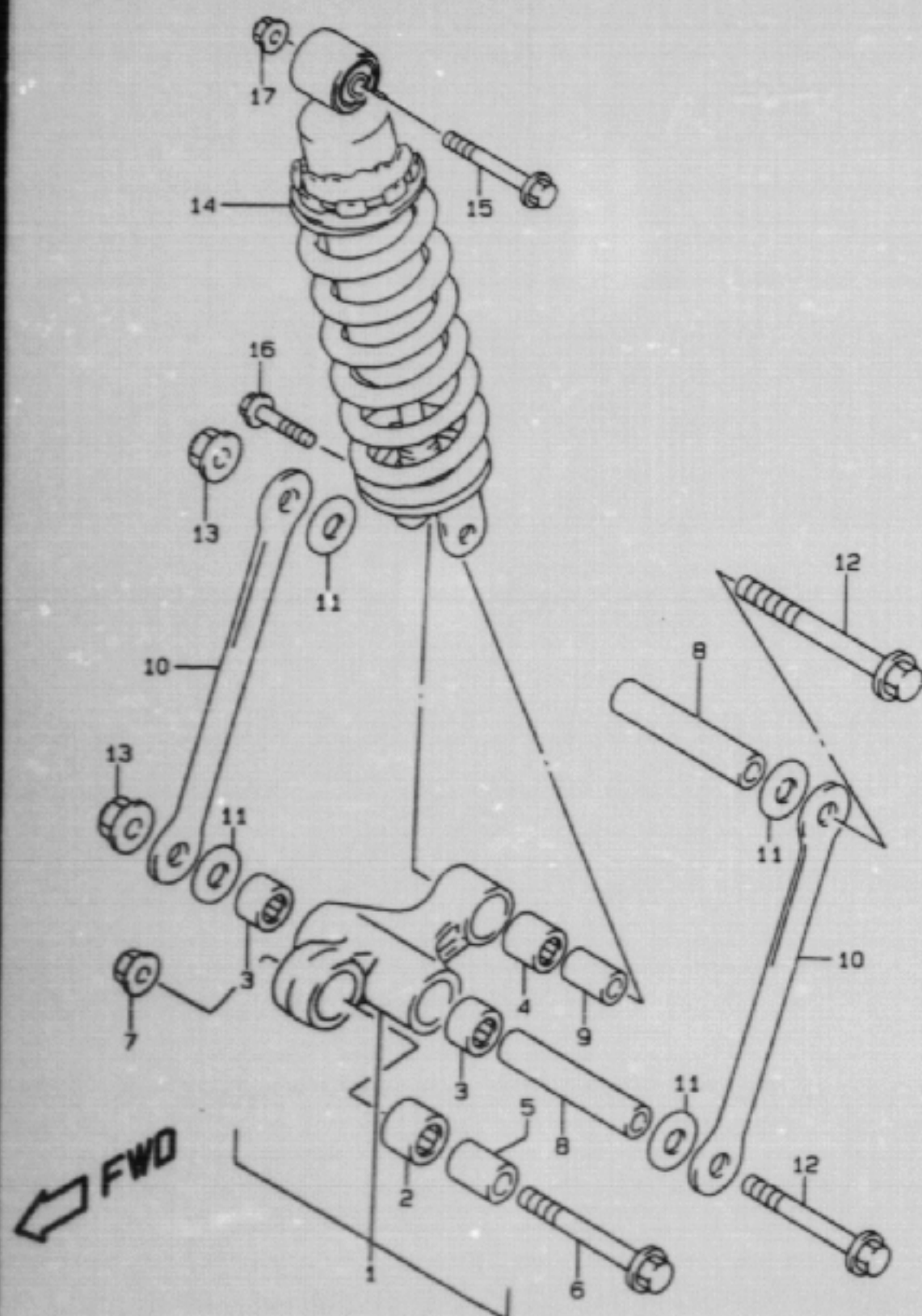
GSF1200SX E28 57

AIR CLEANER.....	C-07	COWLING BODY.....	G-07	FOOTREST.....	F-06	FRONT WHEEL.....	H-06	LABEL.....	G-11	REAR CUSHION LEVER.....	J-04	STAND.....	F-05
ALTERNATOR.....	E-05	COWLING BRACE.....	G-10	FRAME COVER.....	F-12	FUEL COCK.....	F-11	HUFFLER.....	C-08	REAR FENDER.....	G-05	STARTER CLUTCH.....	B-11
BATTERY.....	E-07	CRANKCASE COVER.....	B-07	FRAME.....	F-02	FUEL TANK.....	F-09	OIL COOLER.....	C-09	REAR MASTER CYLINDER.....	J-10	STARTING MOTOR.....	E-02
CAM CHAIN.....	C-03	CRANKCASE.....	B-05	FRONT BRAKE HOSE.....	I-02	GEAR SHIFTING.....	D-06	OIL PAN.....	B-08	REAR SWINGING ARM.....	J-02	STEERING STEM.....	H-04
CAM SHAFT / VALVE.....	C-02	CRANKSHAFT.....	B-10	FRONT BRAKE PIPE.....	I-04	HANDLE LEVER.....	G-04	OIL PUMP.....	B-09	REAR WHEEL.....	J-06	TRANSMISSION.....	D-04
CARBURETOR FITTING.....	C-06	CYLINDER HEAD COVER.....	B-02	FRONT CALIPER.....	H-08	HANDLEBAR.....	G-03	OPTIONAL.....	J-13	RIDER HANDLE.....	G-13	TURN SIGNAL LAMP.....	E-11
CARBURETOR.....	C-04	CYLINDER HEAD.....	B-03	FRONT DAMPER.....	H-02	HEADLAMP.....	E-10	REAR BRAKE HOSE.....	J-12	SEAT.....	G-12	WIRING HARNESS.....	E-13
CLUTCH MASTER CYLINDER.....	I-08	CYLINDER.....	B-04	FRONT FENDER.....	G-02	HORN/HANDLE SWITCH.....	E-15	REAR CALIPER.....	J-08	SIGNAL GENERATOR.....	E-04		
CLUTCH.....	D-02	ELECTRICAL.....	E-05	FRONT MASTER CYLINDER.....	I-04	HYDRAULIC UNIT.....	I-03	REAR COMBINATION LAMP.....	E-12	SPEEDOMETER.....	E-08		

FIG. 57A

J 5

FIG. 57A(J- 5) REAR CUSHION LEVER (GSF1200SAV/SAX)



REF.NO.	PART NO.	DESCRIPTION	Q'TY	REMARKS
1	62600-33871	LEVER SET, REAR CUSHION	1	
2	09263-20064	.BEARING, FRONT (20X27X26)	1	
3	09263-17037	.BEARING (17X24X25)	2	
4	09263-17034	.BEARING, REAR (17X24X26)	1	
5	62684-01D00	SPACER, FRONT	1	
6	62668-42A02	BOLT, FRONT	1	
7	08319-31128	NUT	1	
8	09180-12122	SPACER (12X17X85)	2	
9	62684-40A10	SPACER, REAR	1	
10	62641-27E10	ROD, REAR CUSHION LEVER	2	
11-1	09160-12037	WASHER, ROD LOWER (12X34X1.00)	2	
11-2	62628-42AA0	WASHER, LEVER UPPER (12X40X1.00)	2	
12	09103-12037	BOLT (12X115)	2	
13	08319-31128	NUT	2	
14	62100-27E70	ABSORBER ASSY, REAR SHOCK	1	
15	09103-10064	BOLT, UPPER (10X50)	1	
16	09103-10049	BOLT, LOWER (10X44)	1	
17	08319-31107	NUT	2	

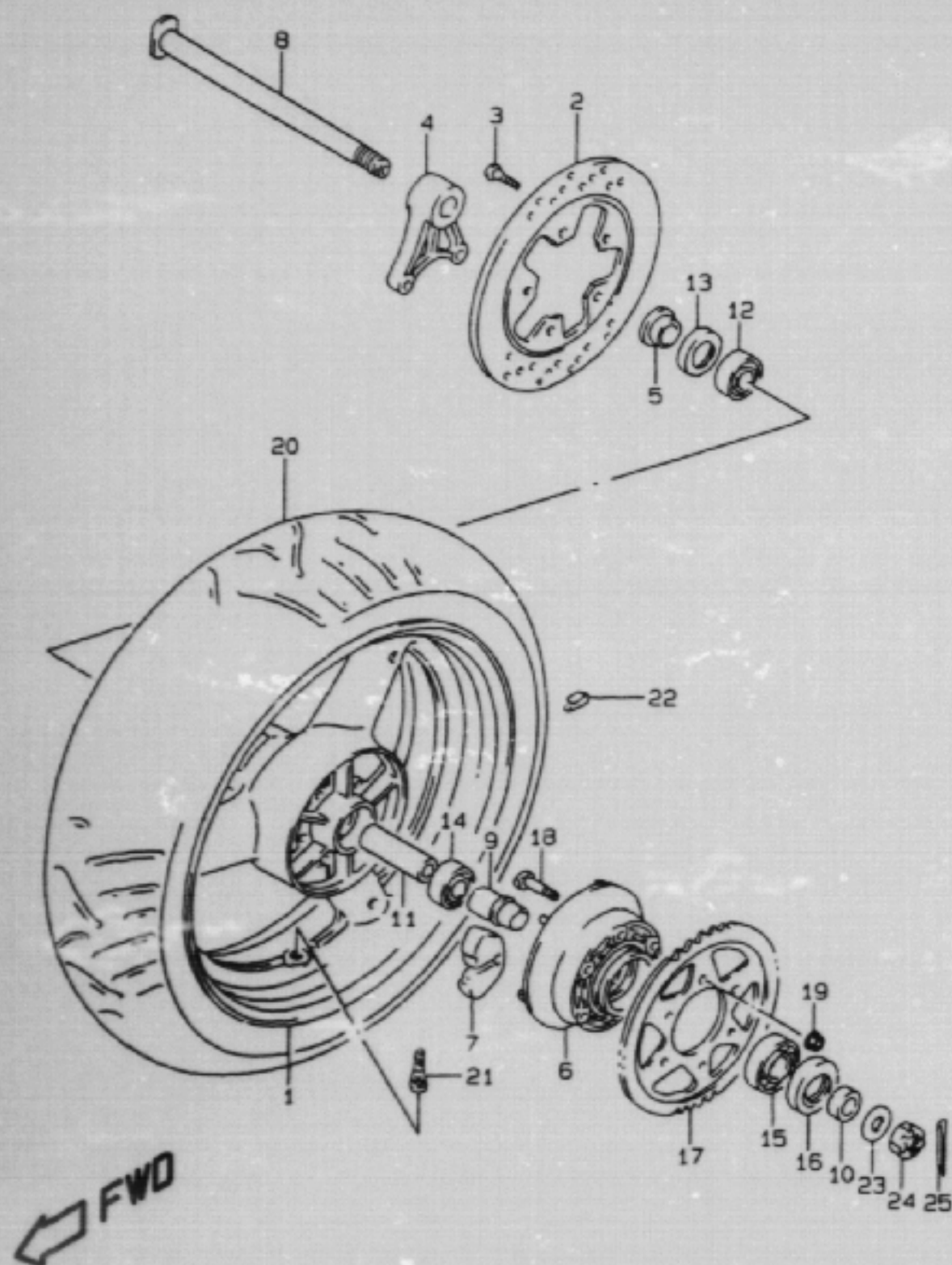
GSF1200SX E28 57A

AIR CLEANER.....	C-07	COWLING BODY.....	G-07	FOOTREST.....	F-06	FRONT WHEEL.....	H-06	LABEL.....	G-11	REAR CUSHION LEVER.....	J-04	STAND.....	F-05
ALTERNATOR.....	E-03	COWLING BRACE.....	G-10	FRAME COVER.....	F-12	FUEL COCK.....	F-11	MUFFLER.....	C-08	REAR FENDER.....	G-05	STARTER CLUTCH.....	B-11
BATTERY.....	E-07	CRANKCASE COVER.....	B-07	FRAME.....	F-02	FUEL TANK.....	F-09	OIL COOLER.....	C-09	REAR MASTER CYLINDER.....	J-10	STARTING MOTOR.....	E-02
CAM CHAIN.....	C-03	CRANKCASE.....	B-05	FRONT BRAKE HOSE.....	I-02	GEAR SHIFTING.....	D-06	OIL PAN.....	B-08	REAR SWINGING ARM.....	J-02	STEERING STEM.....	H-04
CAM SHAFT / VALVE.....	C-02	CRANKSHAFT.....	B-10	FRONT BRAKE PIPE.....	I-04	HANDLE LEVER.....	G-04	OIL PUMP.....	B-09	REAR WHEEL.....	J-06	TRANSMISSION.....	D-04
CARBURETOR FITTING.....	C-04	CYLINDER HEAD COVER.....	B-02	FRONT CALIPER.....	H-08	HANDLEBAR.....	G-03	OPTIONAL.....	J-13	RIDER HANDLE.....	G-13	TURN SIGNAL LAMP.....	E-11
CARBURETOR.....	C-04	CYLINDER HEAD.....	B-03	FRONT DAMPER.....	H-02	HEADLAMP.....	E-10	REAR BRAKE HOSE.....	J-12	SEAT.....	G-12	WIRING HARNESS.....	E-13
CLUTCH MASTER CYLINDER.....	I-08	CYLINDER.....	B-04	FRONT FENDER.....	G-02	HORN/HANDLE SWITCH.....	E-15	REAR CALIPER.....	J-08	SIGNAL GENERATOR.....	E-04		
CLUTCH.....	D-02	ELECTRICAL.....	E-05	FRONT MASTER CYLINDER.....	I-06	HYDRAULIC UNIT.....	I-03	REAR COMBINATION LAMP.....	E-12	SPEEDOMETER.....	E-08		

FIG.58

J 6

FIG.58 (J- 6) REAR WHEEL (GSF1200ST/SV/SW/SX)



REF.NO.	PART NO.	DESCRIPTION	Q'TY	REMARKS
1	64111-17E11-35W	WHEEL, REAR (MT5.50X17)(GRAY)	1	
2	69211-21E00	DISC, REAR BRAKE	1	
3	09106-08125	BOLT (8X33)	5	
4	69721-46E00	BRACKET, REAR CALIPER	1	
5	64741-17E00	SPACER, REAR AXLE RH	1	
6	64610-46E10	DRUM, REAR SPROCKET	1	
7	64651-17E00	ABSORBER, REAR HUB SHOCK	6	
8	64711-17E30	AXLE, REAR	1	
9	64733-48B00	RETAINER, REAR HUB BEARING	1	
10	64751-46E00	SPACER, REAR AXLE LH	1	
11	64731-40C00	SPACER, REAR WHEEL HUB BEARING	1	
12	09262-20114	BEARING, RH (20X47X14)	1	
13	09285-28001	OIL SEAL, RH (28X47X7)	1	
14	09262-20042	BEARING, LH (20X47X14)	1	
15	09262-25114	BEARING (25X62X17)	1	
16	09285-35001	OIL SEAL (35X62X8)	1	
17	64511-27E00	SPROCKET, REAR (NT:45)	1	
18	09119-10037	BOLT (10X42)	6	
19	08319-31107	NUT	6	
20	65110-27E30	TIRE, REAR 180/55 ZR17 (73W) (BRIDGESTONE)	1	
21	43130-24A00	VALVE ASSY, WHEEL RIM (TR412)	1	
22-1	55411-00A00	BALANCER, WHEEL (10G)	0~3	
22-2	55412-00A01	BALANCER, WHEEL (20G)	0~3	
23	09160-18030	WASHER (18.5X28X2.60)	1	
24	08314-40183	NUT	1	
25	04111-40408	PIN, COTTER	1	

REFER TO FIG.58A(J-7) FOR GSF1200SAV/SAX

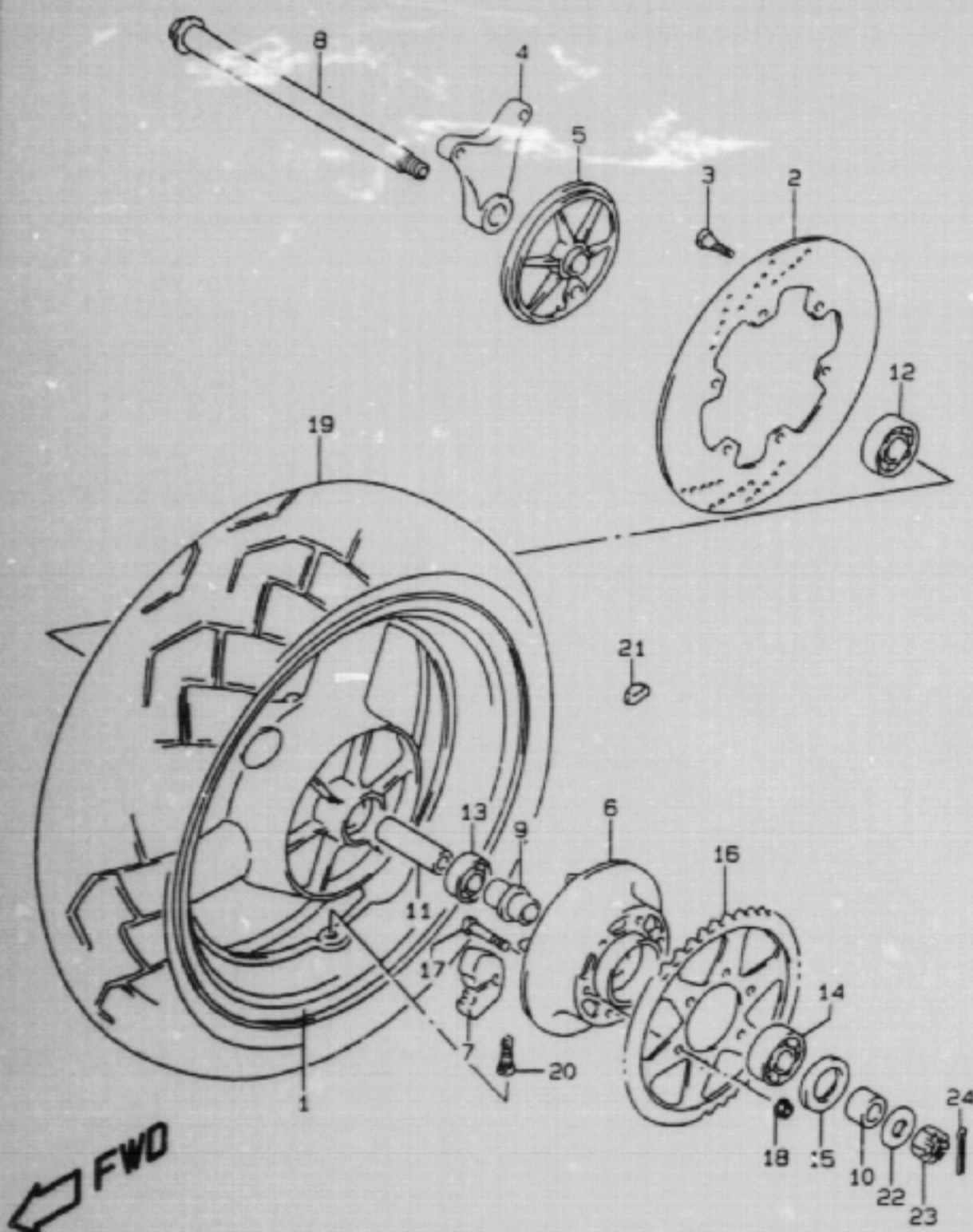
GSF1200SX E28 58

AIR CLEANER.....	C-07	COWLING BODY.....	G-07	FOOTREST.....	F-06	FRONT WHEEL.....	H-06	LABEL.....	G-11	REAR CUSHION LEVER.....	J-04	STAND.....	F-05
ALTERNATOR.....	E-03	COWLING BRACE.....	G-10	FRAME COVER.....	F-12	FUEL COCK.....	F-11	MUFFLER.....	C-08	REAR FENDER.....	G-05	STARTER CLUTCH.....	B-11
BATTERY.....	E-07	CRANKCASE COVER.....	B-07	FRAME.....	F-02	FUEL TANK.....	F-09	OIL COOLER.....	C-09	REAR MASTER CYLINDER.....	J-10	STARTING MOTOR.....	E-02
CAM CHAIN.....	C-03	CRANKCASE.....	B-05	FRONT BRAKE HOSE.....	I-02	GEAR SHIFTING.....	D-06	OIL PAN.....	B-08	REAR SWINGING ARM.....	J-02	STEERING STEM.....	H-04
CAM SHAFT / VALVE.....	C-02	CRANKSHAFT.....	B-10	FRONT BRAKE PIPE.....	I-04	HANDLE LEVER.....	G-04	OIL PUMP.....	B-09	REAR WHEEL.....	J-06	TRANSMISSION.....	U-04
CARBURETOR FITTING.....	C-04	CYLINDER HEAD COVER.....	B-02	FRONT CALIPER.....	H-08	HANDLEBAR.....	G-03	OPTIONAL.....	J-13	RIDER HANDLE.....	G-13	TURN SIGNAL LAMP.....	E-11
CARBURETOR.....	C-04	CYLINDER HEAD.....	B-03	FRONT DAMPER.....	H-02	HEADLAMP.....	E-10	REAR BRAKE HOSE.....	J-12	SEAT.....	G-12	WIRING HARNESS.....	E-13
CLUTCH MASTER CYLINDER.....	I-08	CYLINDER.....	B-04	FRONT FENDER.....	G-02	HORN/HANDLE SWITCH.....	E-15	REAR CALIPER.....	J-08	SIGNAL GENERATOR.....	E-04		
CLUTCH.....	D-02	ELECTRICAL.....	E-05	FRONT MASTER CYLINDER.....	I-06	HYDRAULIC UNIT.....	I-03	REAR COMBINATION LAMP.....	E-12	SPEEDOMETER.....	E-08		

FIG 58A

J 7

FIG.58A(J- 7) REAR WHEEL (GSF1200SAV/SAX)



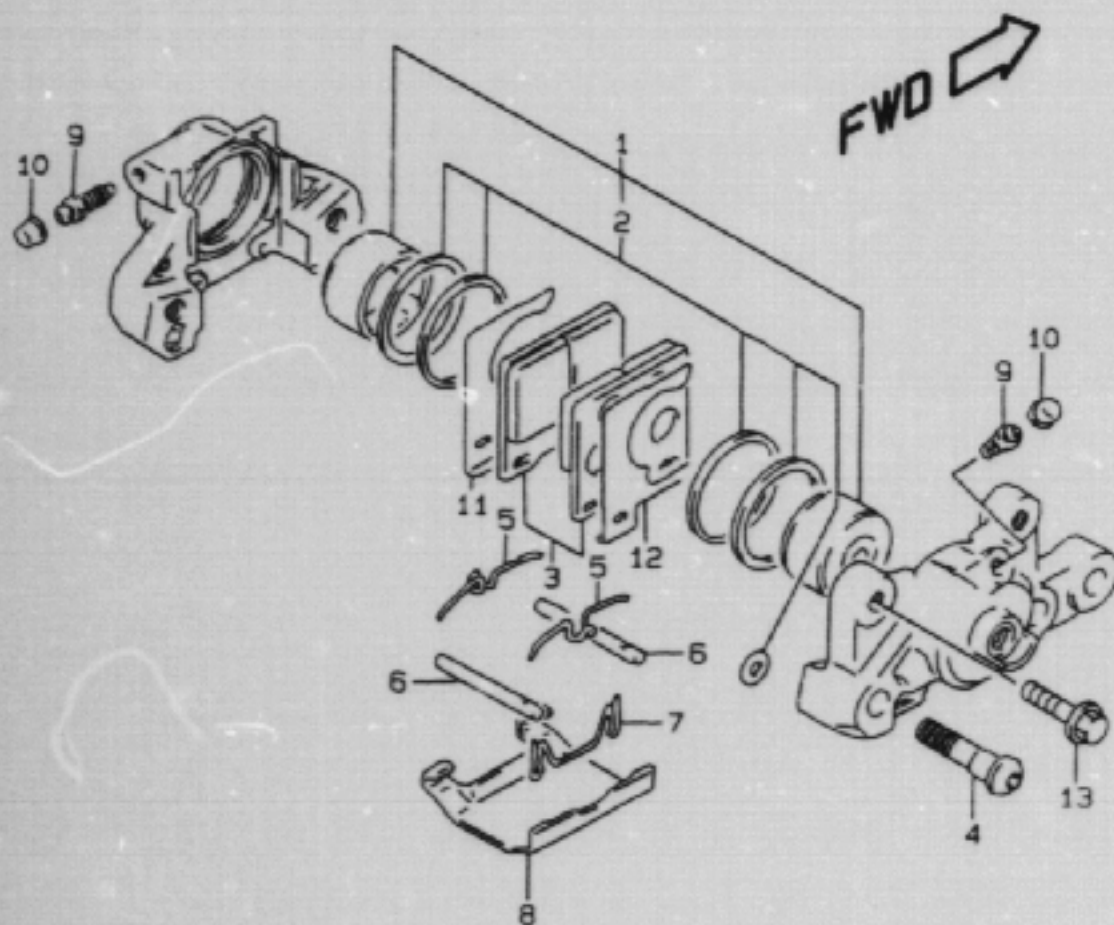
REF.NO.	PART NO.	DESCRIPTION	Q'TY	REMARKS
1	64100-27810-35W	WHEEL SET, REAR (MT5.50X17) (GRAY)	1	
2	69211-27E50	DISC, REAR BRAKE	1	
3	09106-08125	BOLT (8X33)	5	
4	69721-27E50	BRACKET, REAR CALIPER	1	
5	65720-27E50	PANEL, SPEED SENSOR REAR	1	
6	64610-46E10	DRUM, REAR SPROCKET	1	
7	64651-17E00	ABSORBER, REAR HUB SHOCK	6	
8	64711-17E30	AXLE, REAR	1	
9	64733-48B00	RETAINER, REAR HUB BEARING	1	
10	64751-46E00	SPACER, REAR AXLE LH	1	
11	64731-40C00	SPACER, REAR WHEEL HUB BEARING	1	
12	09262-20114	BEARING, RH (20X47X14)	1	
13	09262-20042	BEARING, LH (20X47X14)	1	
14	09262-25114	BEARING (25X62X17)	1	
15	09285-35001	OIL SEAL (35X62X8)	1	
16	64511-27E00	SPROCKET, REAR (NT:45)	1	
17	09119-10037	BOLT (10X42)	6	
18	08319-31107	NUT	6	
19	65110-27E30	TIRE, REAR 180/55 ZR17 (73W) (BRIDGESTONE)	1	
20	43130-24A00	VALVE ASSY, WHEEL RIM (TR412)	1	
21-1	55411-00A00	BALANCER, WHEEL (10G)	0~3	
21-2	55412-00A01	BALANCER, WHEEL (20G)	0~3	
22	09160-18030	WASHER (18.5X28X2.6)	1	
23	08314-40183	NUT	1	
24	04111-40408	PIN, COTTER	1	

GSF1200SX E28 58A

AIR CLEANER.....	C-07	COWLING BODY.....	G-07	FOOTREST.....	F-06	FRONT WHEEL.....	H-06	LABEL.....	G-11	REAR CUSHION LEVER..	J-04	STAND.....	F-05
ALTERNATOR.....	E-03	COWLING BRACE.....	G-10	FRAME COVER.....	F-12	FUEL COCK.....	F-11	MUFFLER.....	C-08	REAR FENDER.....	G-05	STARTER CLUTCH.....	B-11
BATTERY.....	E-07	CRANKCASE COVER....	B-07	FRAME.....	F-02	FUEL TANK.....	F-09	OIL COOLER.....	C-09	REAR MASTER CYLINDE	J-10	STARTING MOTOR.....	E-02
CAM CHAIN.....	C-03	CRANKCASE.....	B-05	FRONT BRAKE HOSE...	I-02	GEAR SHIFTING.....	D-06	OIL PAN.....	B-08	REAR SWINGING ARM..	J-02	STEERING STEM.....	H-04
CAM SHAFT / VALVE..	C-02	CRANKSHAFT.....	B-10	FRONT BRAKE PIPE...	I-04	HANDLE LEVER.....	G-04	OIL PUMP.....	B-09	REAR WHEEL.....	J-06	TRANSMISSION.....	D-04
CARBURETOR FITTING.	C-06	CYLINDER HEAD COVER	B-02	FRONT CALIPER.....	H-08	HANDLEBAR.....	G-03	OPTIONAL.....	J-13	RIDER HANDLE.....	G-13	TURN SIGNAL LAMP....	E-11
CARBURETOR.....	C-04	CYLINDER HEAD.....	B-03	FRONT DAMPER.....	H-02	HEADLAMP.....	E-10	REAR BRAKE HOSE....	J-12	SEAT.....	G-12	WIRING HARNESS.....	E-13
CLUTCH MASTER CYLIN	I-08	CYLINDER.....	B-04	FRONT FENDER.....	G-02	HORN/HANDLE SWITCH.	E-15	REAR CALIPER.....	J-08	SIGNAL GENERATOR...	E-04		
CLUTCH.....	D-02	ELECTRICAL.....	E-05	FRONT MASTER CYLIND	I-06	HYDRAULIC UNIT.....	I-03	REAR COMBINATION LA	E-12	SPEEDOMETER.....	E-08		

FIG. 59

FIG. 59 (J- 8) REAR CALIPER (GSF1200ST/SV/SW/SX)



REF.NO.	PART NO.	DESCRIPTION	Q'TY	REMARKS
	69100-05C61	CALIPER ASSY, REAR	1	GSF1200ST
	69100-05C62	CALIPER ASSY, REAR	1	GSF1200SV/SW/SX
1	69100-05850	.PISTON SET	1	
2	69100-32820	..SEAL SET, PISTON	1	
3	69100-05860	.PAD SET	1	
4	59145-05C50	.BOLT	2	
5	59143-16700	.SPRING	2	
6	69141-46E01	.PIN	2	
7	69142-46E01	.CLIP	1	
8	59151-16701	.COVER	1	
9	59121-18410	.BLEEDER	2	
10	55156-66310	.CAP	2	
11	59371-20C00	.SHIM, INNER	1	
12	59381-20C00	.SHIM, OUTER	1	
13	01550-08303	BOLT	2	

REFER TO FIG.59A(J-9) FOR GSF1200SAV/SAX

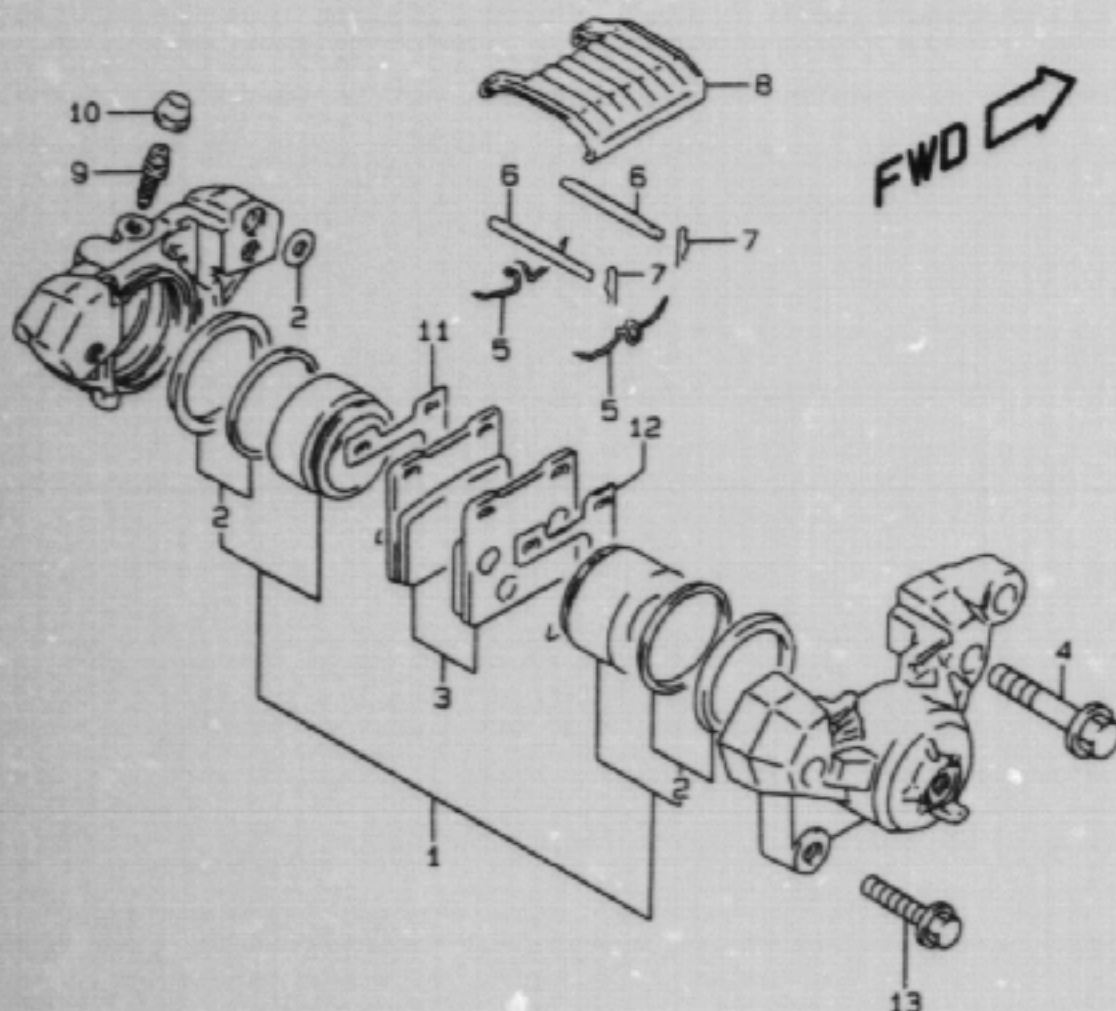
GSF1200SX E28 59

AIR CLEANER..... C-07	COWLING BODY..... G-07	FOOTREST..... F-06	FRONT WHEEL..... H-06	LABEL..... G-11	REAR CUSHION LEVER. J-04	STAND..... F-05
ALTERNATOR..... E-03	COWLING BRACE..... G-10	FRAME COVER..... F-12	FUEL COCK..... F-11	MUFFLER..... C-08	REAR FENDER..... G-05	STARTER CLUTCH..... B-11
BATTERY..... E-07	CRANKCASE COVER..... B-07	FRAME..... F-02	FUEL TANK..... F-09	OIL COOLER..... C-09	REAR MASTER CYLINDE J-10	STARTING MOTOR..... E-02
CAM CHAIN..... C-03	CRANKCASE..... B-05	FRONT BRAKE HOSE... I-02	GEAR SHIFTING..... D-06	OIL PAN..... B-08	REAR SWINGING ARM.. J-02	STEERING STEM..... H-04
CAM SHAFT / VALVE.. C-02	CRANKSHAFT..... B-10	FRONT BRAKE PIPE... I-04	HANDLE LEVER..... G-04	OIL PUMP..... B-09	REAR WHEEL..... J-06	TRANSMISSION..... D-04
CARBURETOR FITTING. C-04	CYLINDER HEAD COVER B-02	FRONT CALIPER..... H-08	HANDLEBAR..... G-03	OPTIONAL..... J-13	RIDER HANDLE..... G-13	URNSIGNAL LAMP..... E-11
CARBURETOR..... C-04	CYLINDER HEAD..... B-03	FRONT DAMPER..... H-02	HEADLAMP..... E-10	REAR BRAKE HOSE.... J-12	SEAT..... G-12	WIRING HARNESS..... E-13
CLUTCH MASTER CYLIN I-08	CYLINDER..... B-04	FRONT FENDER..... G-02	HORN/HANDLE SWITCH. E-15	REAR CALIPER..... J-08	SIGNAL GENERATOR... E-04	
CLUTCH..... D-02	ELECTRICAL..... E-05	FRONT MASTER CYLIND I-04	HYDRAULIC UNIT..... I-03	REAR COMBINATION LA E-12	SPEEDOMETER..... E-08	

FIG. 59A

J 9

FIG. 59A(J- 9) REAR CALIPER (GSF1200SAV/SAX)



REF.NO.	PART NO.	DESCRIPTION	Q'TY	REMARKS
	69100-01D03	CALIPER ASSY, REAR	1	
1	69100-05850	.PISTON SET	1	
2	69100-32820	..SEAL SET, PISTON	1	
3	69100-20810	.PAD SET	1	
4	59145-16700	.BOLT	2	
5	59143-16700	.SPRING	2	
6	69141-45000	.PIN	2	
7	69142-45000	.CLIP	2	
8	59151-16701	.COVER	1	
9	59121-18410	.BLEEDER	1	
10	55156-66310	.CAP	1	
11	59371-20C00	.SHIM, INNER	1	
12	59381-20C00	.SHIM, OUTER	1	
13	01550-08303	BOLT	2	

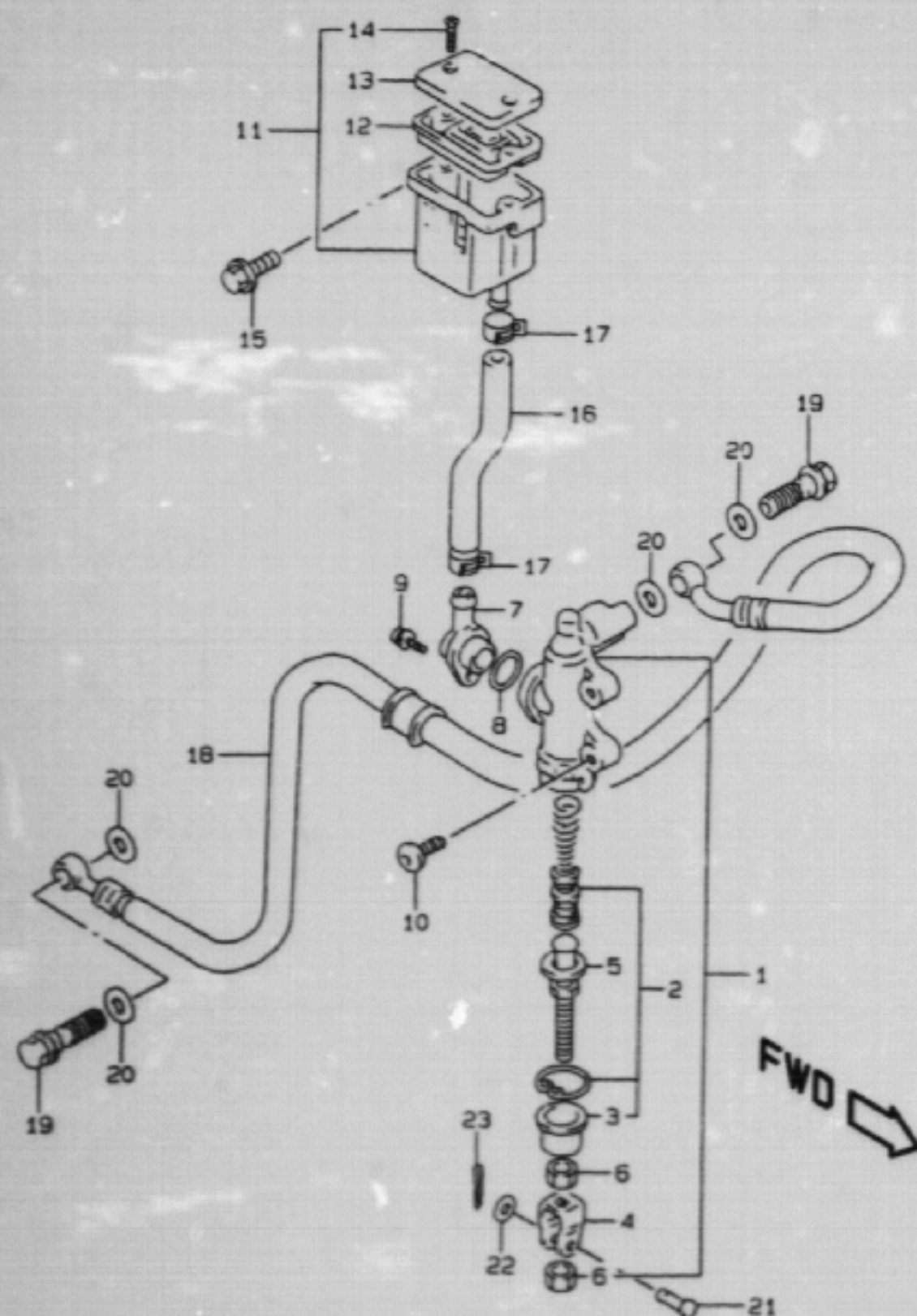
GSF1200SX E28 59A

AIR CLEANER.....	C-07	COWLING BODY.....	G-07	FOOTREST.....	F-04	FRONT WHEEL.....	H-04	LABEL.....	G-11	REAR CUSHION LEVER..	J-04	STAND.....	F-05
ALTERNATOR.....	E-03	COWLING BRACE.....	G-10	FRAME COVER.....	F-12	FUEL COCK.....	F-11	MUFFLER.....	C-08	REAR FENDER.....	G-05	STARTER CLUTCH.....	B-11
BATTERY.....	E-07	CRANKCASE COVER....	B-07	FRAME.....	F-02	FUEL TANK.....	F-09	OIL COOLER.....	C-09	REAR MASTER CYLINDE	J-10	STARTING MOTOR.....	E-02
CAN CHAIN.....	C-03	CRANKCASE.....	B-05	FRONT BRAKE HOSE....	I-02	GEAR SHIFTING.....	D-04	OIL PAN.....	B-08	REAR SWINGING ARM..	J-02	STEERING STEH.....	H-04
CAN SHAFT / VALVE..	C-02	CRANKSHAFT.....	B-10	FRONT BRAKE PIPE....	I-04	HANDLE LEVER.....	G-04	OIL PUMP.....	B-09	REAR WHEEL.....	J-06	TRANSMISSION.....	D-04
CARBURETOR FITTING.	C-04	CYLINDER HEAD COVER	B-02	FRONT CALIPER.....	H-08	HANDLEBAR.....	G-03	OPTIONAL.....	J-13	RIDER HANDLE.....	G-13	TURN SIGNAL LAMP....	E-11
CARBURETOR.....	C-04	CYLINDER HEAD.....	B-03	FRONT DAMPER.....	H-02	HEADLAMP.....	E-10	REAR BRAKE HOSE....	J-12	SEAT.....	G-12	WIRING HARNESS.....	E-13
CLUTCH MASTER CYLIN	I-08	CYLINDER.....	B-04	FRONT FENDER.....	G-02	HORN/HANDLE SWITCH.	E-15	REAR CALIPER.....	J-08	SIGNAL GENERATOR...	E-04		
CLUTCH.....	D-02	ELECTRICAL.....	E-05	FRONT MASTER CYLIND	I-04	HYDRAULIC UNIT.....	I-03	REAR COMBINATION LA	E-12	SPEEDOMETER.....	E-08		

FIG. 60

J 10

FIG. 60 (J-10) REAR MASTER CYLINDER (GSF1200ST/SV/SW/SX)



REF.NO.	PART NO.	DESCRIPTION	Q'TY	REMARKS
1	69600-17C01	CYLINDER ASSY, REAR MASTER	1	
2	69600-04820	.PISTON/CUP SET	1	
3	69691-00A00	.BOOT	1	
4	63692-27A30	.YOKE	1	
5	69670-48B00	.ROD, PUSH	1	
6	69693-05A00	.NUT	2	
7	69672-05A00	.CONNECTOR	1	
8	69686-34200	.O RING	1	
9	02112-74123	.SCREW	1	
10	09106-08118	BOLT (8X20)	2	
11	69740-38B21	TANK ASSY, RESERVOIR	1	
12	59667-04700	.DIAPHRAGM	1	
13	59669-05D00	.CAP	1	
14	69689-04A00	.SCREW	2	
15	01550-06123	BOLT	1	
16	69731-26E00	HOSE, RESERVOIR TANK	1	
17	09401-13417	CLIP	2	
18	69480-26E00	HOSE, REAR BRAKE	1	
19-1	09360-10039	BOLT (10X1.00X22)	2	GSF1200ST
19-2	09360-10041	BOLT (10X1.00X22)	2	GSF1200SV/SW/SX
20	09161-10009	WASHER (10X15X1.5)	4	
21	09200-06037	PIN	1	
22	08322-01063	WASHER	1	
23	04111-20158	COTTER PIN	1	

REFER TO FIG.60A(J-11) FOR GSF1200SAV/SAX

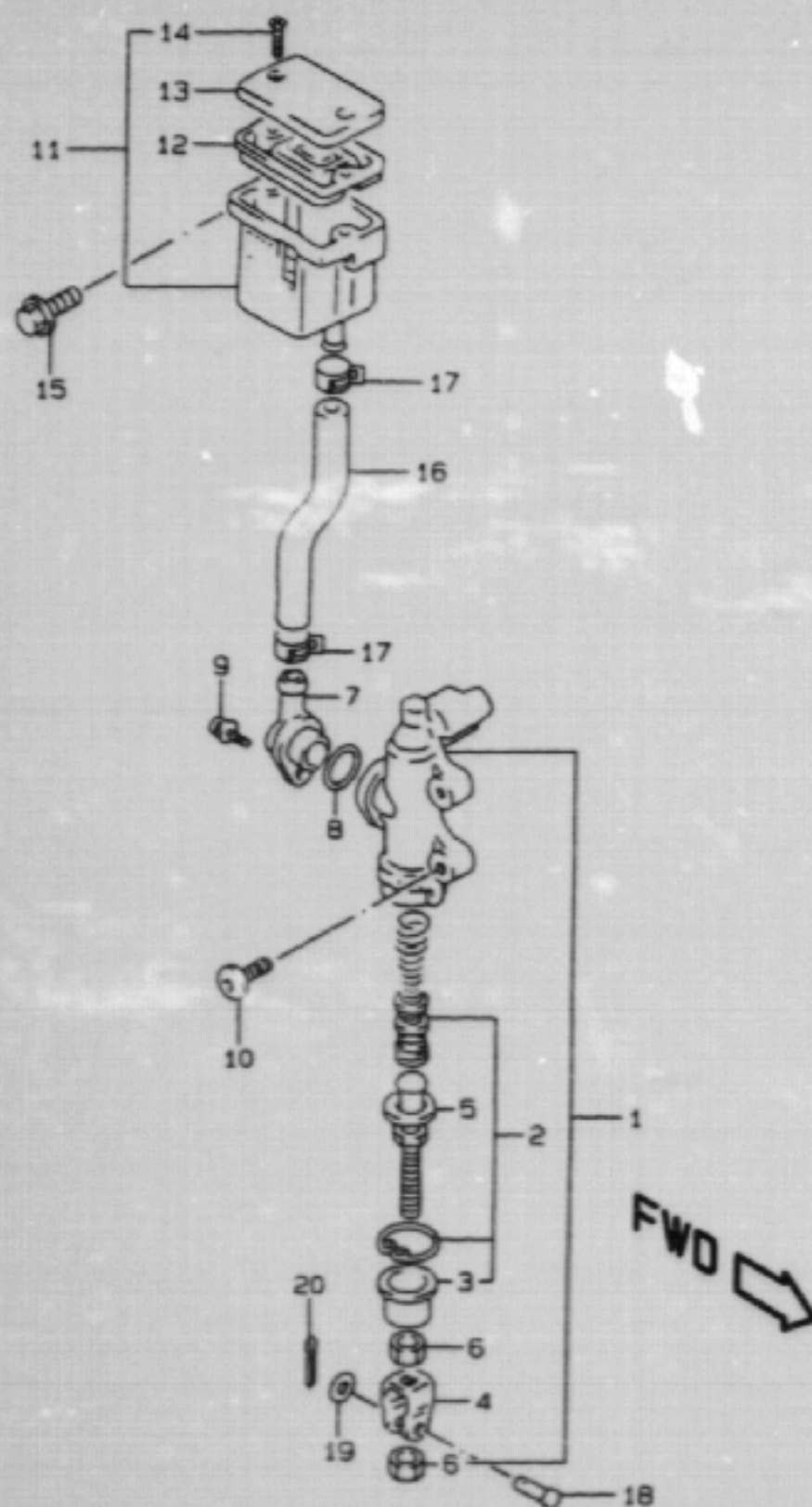
GSF1200SX E28 60

AIR CLEANER.....	C-07	COUPLING BODY.....	G-07	FOOTREST.....	F-04	FRONT WHEEL.....	H-04	LABEL.....	G-11	REAR CUSHION LEVER.....	J-04	STAND.....	F-05
ALTERNATOR.....	E-05	COUPLING BRACE.....	G-10	FRAME COVER.....	F-12	FUEL COCK.....	F-11	MUFFLER.....	C-08	REAR FENDER.....	G-05	STARTER CLUTCH.....	B-11
BATTERY.....	E-07	CRANKCASE COVER.....	B-07	FRAME.....	F-02	FUEL TANK.....	F-09	OIL COOLER.....	C-09	REAR MASTER CYLINDER.....	J-10	STARTING MOTOR.....	E-02
CAN CHAIN.....	C-05	CRANKCASE.....	B-05	FRONT BRAKE HOSE.....	I-02	GEAR SHIFTING.....	D-04	OIL PAN.....	B-08	REAR SWINGING ARM.....	J-02	STEERING STEM.....	H-04
CAN SHAFT / VALVE.....	C-02	CRANKSHAFT.....	B-10	FRONT BRAKE PIPE.....	I-04	HANDLE LEVER.....	G-04	OIL PUMP.....	B-09	REAR WHEEL.....	J-06	TRANSMISSION.....	D-04
CARBURETOR FITTING.....	C-04	CYLINDER HEAD COVER.....	B-02	FRONT CALIPER.....	H-08	HANDLEBAR.....	G-03	OPTIONAL.....	J-13	RIDER HANDLE.....	G-13	TURN SIGNAL LAMP.....	E-11
CARBURETOR.....	C-04	CYLINDER HEAD.....	B-03	FRONT DAMPER.....	H-02	HEADLAMP.....	E-10	REAR BRAKE HOSE.....	J-12	SEAT.....	G-12	WIRING HARNESS.....	E-13
CLUTCH MASTER CYLINDER.....	I-08	CYLINDER.....	B-04	FRONT FENDER.....	G-02	HORN/HANDLE SWITCH.....	E-15	REAR CALIPER.....	J-08	SIGNAL GENERATOR.....	E-04		
CLUTCH.....	D-02	ELECTRICAL.....	E-05	FRONT MASTER CYLINDER.....	I-04	HYDRAULIC UNIT.....	I-03	REAR COMBINATION LAMP.....	E-12	SPEEDOMETER.....	E-08		

FIG.60A

J 11

FIG.60A(J-11) REAR MASTER CYLINDER (GSF1200SAV/SAX)



REF.NO.	PART NO.	DESCRIPTION	Q'TY	REMARKS
1	69600-17C10	CYLINDER ASSY, REAR MASTER	1	
2	69600-34820	.PISTON/CUP SET	1	
3	69691-00A00	.BOOT	1	
4	69692-27A30	.YOKE	1	
5	69670-48B00	.POD, PUSH	1	
6	69693-05A00	.NUT	2	
7	69672-05A00	.CONNECTOR	1	
8	69686-34200	.O RING	1	
9	02112-74123	.SCREW	1	
10	09106-08118	BOLT (8X20)	2	
11	69740-38B21	TANK ASSY, RESERVOIR	1	
12	59667-04700	.DIAPHRAGM	1	
13	59669-05D00	.CAP	1	
14	69689-04A00	.SCREW	2	
15	01550-06123	BOLT	1	
16	69731-26E00	HOSE, RESERVOIR TANK	1	
17	09401-13417	CLIP	2	
18	09200-06037	PIN	1	
19	08322-01063	WASHER	1	
20	04111-20158	COTTER PIN	1	

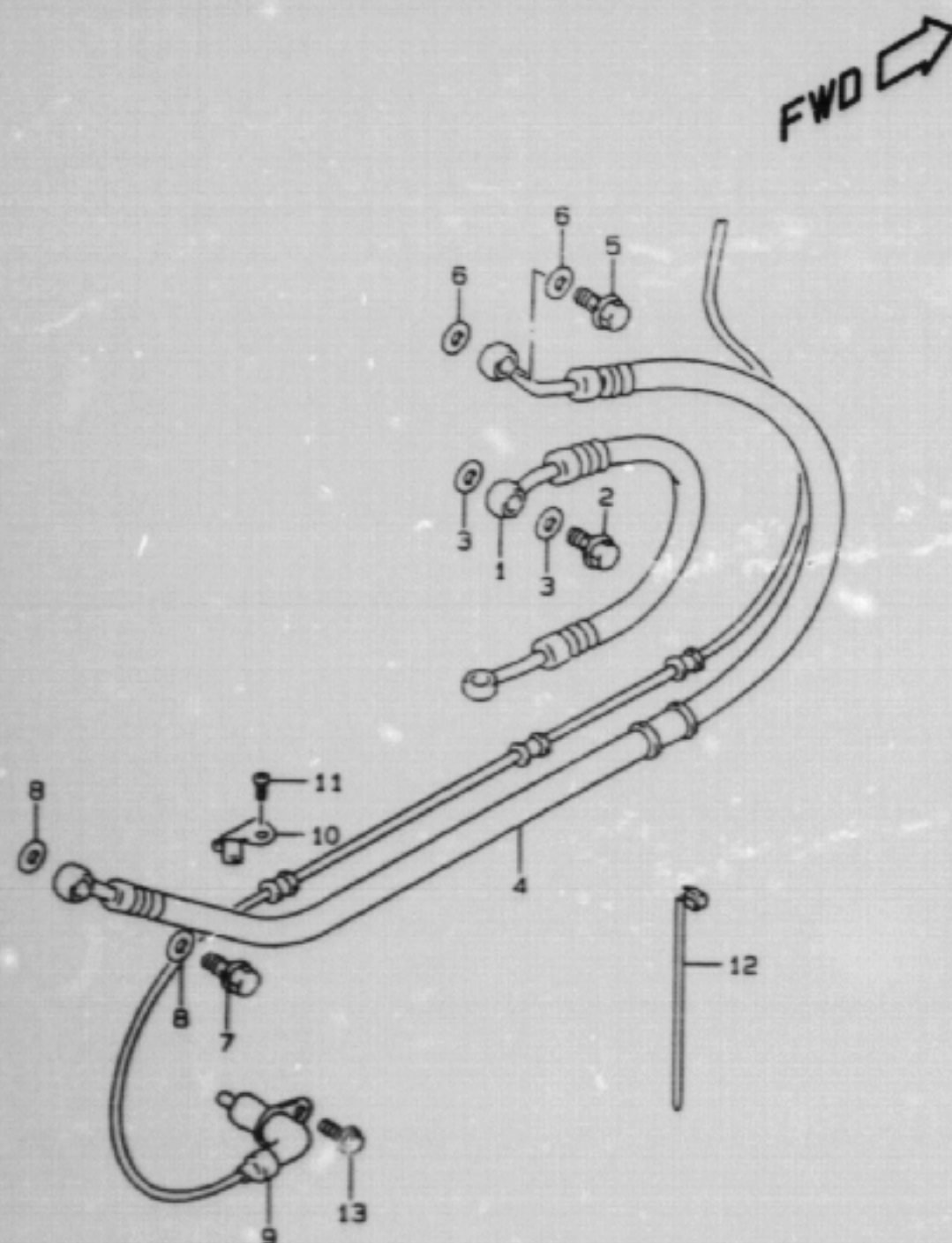
GSF1200SX E28 60A

AIR CLEANER.....	C-07	COWLING BODY.....	G-07	FOOTREST.....	F-06	FRONT WHEEL.....	H-06	LABEL.....	G-11	REAR CUSHION LEVER.....	J-04	STAND.....	F-05
ALTERNATOR.....	E-03	COWLING BRACE.....	G-10	FRAME COVER.....	F-12	FUEL COCK.....	F-11	MUFFLER.....	C-08	REAR FENDER.....	G-05	STARTER CLUTCH.....	B-11
BATTERY.....	E-07	CRANKCASE COVER.....	B-07	FRAME.....	F-02	FUEL TANK.....	F-09	OIL COOLER.....	C-09	REAR MASTER CYLINDE.....	J-10	STARTING MOTOR.....	E-02
CAM CHAIN.....	C-03	CRANKCASE.....	B-05	FRONT BRAKE HOSE.....	I-02	GEAR SHIFTING.....	D-06	OIL PAN.....	B-08	REAR SWINGING ARM.....	J-02	STEERING STEN.....	H-04
CAM SHAFT / VALVE.....	C-02	CRANKSHAFT.....	B-10	FRONT BRAKE PIPE.....	I-04	HANDLE LEVER.....	G-04	OIL PUMP.....	B-09	REAR WHEEL.....	J-06	TRANSMISSION.....	D-04
CARBURETOR FITTING.....	C-04	CYLINDER HEAD COVER.....	B-02	FRONT CALIPER.....	H-08	HANDLEBAR.....	G-03	OPTIONAL.....	J-13	RIDER HANDLE.....	G-13	TURN SIGNAL LAMP.....	E-11
CARBURETOR.....	C-04	CYLINDER HEAD.....	B-03	FRONT DAMPER.....	H-02	HEADLAMP.....	E-10	REAR BRAKE HOSE.....	J-12	SEAT.....	G-12	WIRING HARNESS.....	E-13
CLUTCH MASTER CYLIN.....	I-08	CYLINDER.....	B-04	FRONT FENDER.....	G-02	HORN/HANDLE SWITCH.....	E-15	REAR CALIPER.....	J-08	SIGNAL GENERATOR.....	E-04		
CLUTCH.....	D-02	ELECTRICAL.....	E-05	FRONT MASTER CYLIND.....	I-04	HYDRAULIC UNIT.....	I-03	REAR COMBINATION LA.....	E-12	SPEEDOMETER.....	E-08		

FIG.61

J 12

FIG.61 (J-12) REAR BRAKE HOSE (GSF1200SAV/SAX)



REF.NO.	PART NO.	DESCRIPTION	Q'TY	REMARKS
1	69240-27E50	HOSE, REAR BRAKE IN	1	
2	09360-10042	BOLT (10X1.25X22)	2	
3	09161-10009	WASHER (10X15X1.5)	4	
4	69480-27E50	HOSE, REAR BRAKE OUT	1	
5	09360-10042	BOLT (10X1.25X22)	1	
6	09161-10009	WASHER (10X15X1.5)	2	
7	09360-10041	BOLT (10X1.00X22)	1	
8	09161-10009	WASHER (10X15X1.5)	2	
9	65710-27E50	SENSOR, REAR WHEEL	1	
10	65731-27E50	CLAMP, SENSOR	1	
11	02142-06103	SCREW (6X10)	1	
12	09407-14407	CLAMP	3	
13	01550-08163	BOLT, SENSOR (8X16)	1	

GSF1200SX E28 61

AIR CLEANER.....	C-07	COWLING BODY.....	G-07	FOOTREST.....	F-04	FRONT WHEEL.....	H-04	LABEL.....	G-11	REAR CUSHION LEVER..	J-04	STAND.....	F-05
ALTERNATOR.....	E-03	COWLING BRACE.....	G-10	FRAME COVER.....	F-12	FUEL COCK.....	F-11	MUFFLER.....	C-08	REAR FENDER.....	G-05	STARTER CLUTCH.....	B-11
BATTERY.....	E-07	CRANKCASE COVER.....	B-07	FRAME.....	F-02	FUEL TANK.....	F-09	OIL COOLER.....	C-09	REAR MASTER CYLINDE	J-10	STARTING MOTOR.....	E-02
CAM CHAIN.....	C-03	CRANKCASE.....	B-05	FRONT BRAKE HOSE....	I-02	GEAR SHIFTING.....	D-04	OIL PAN.....	B-08	REAR SWINGING ARM..	J-02	STEERING STEM.....	N-04
CAM SHAFT / VALVE..	C-02	CRANKSHAFT.....	B-10	FRONT BRAKE PIPE....	I-04	HANDLE LEVER.....	G-04	OIL PUMP.....	B-09	REAR WHEEL.....	J-06	TRANSMISSION.....	D-04
CARBURETOR FITTING..	C-04	CYLINDER HEAD COVER	B-02	FRONT CALIPER.....	H-08	HANDLEBAR.....	G-03	OPTIONAL.....	J-13	RIDER HANDLE.....	G-13	TURN SIGNAL LAMP....	E-11
CARBURETOR.....	C-04	CYLINDER HEAD.....	B-03	FRONT DAMPER.....	H-02	HEADLAMP.....	E-10	REAR BRAKE HOSE....	J-12	SEAT.....	G-12	WIRING HARNESS.....	E-13
CLUTCH MASTER CYLIN	I-08	CYLINDER.....	B-04	FRONT FENDER.....	G-02	HORN/HANDLE SWITCH..	E-15	REAR CALIPER.....	J-08	SIGNAL GENERATOR...	E-04		
CLUTCH.....	D-02	ELECTRICAL.....	E-05	FRONT MASTER CYLIND	I-06	HYDRAULIC UNIT.....	I-03	REAR COMBINATION LA	E-12	SPEEDOMETER.....	E-08		

FIG.62

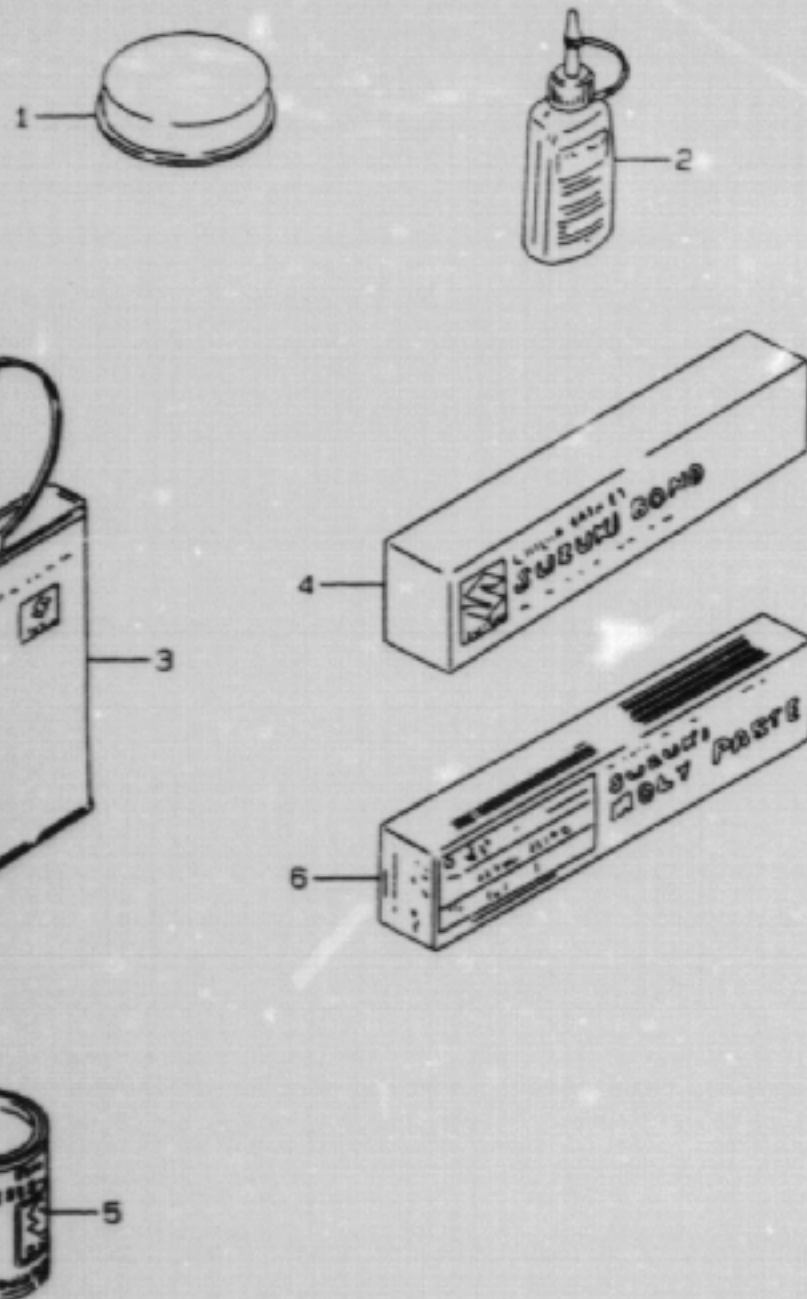
J 13

FIG.62 (J-13) OPTIONAL

Q'TY

REMARKS

REF.NO.	PART NO.	DESCRIPTION	Q'TY	REMARKS
1	99000-25110	SUZUKI PBC GREASE	1	20G
2-1	99104-32020	THREAD LOCK SUPER (1333)	1	50G
2-2	99104-32030	THREAD LOCK SUPER (1363A)	1	50G
2-3	99000-32050	THREAD LOCK SUPER (1342)	1	50G
2-4	99000-32100	THREAD LOCK SUPER (1305)	1	50G
2-5	99000-32130	THREAD LOCK SUPER (1360)	1	50G
3	99000-32040	THREAD LOCK CEMENT	1	200G
4-1	99000-31140	SUZUKI BOND (1207B) BLACK	1	100G
4-2	99000-31110	SUZUKI BOND (1215)	1	100G
5	99000-25030	SUZUKI SUPER GREASE	1	150G
6	99000-25140	SUZUKI MOLY PASTE	1	50G



GSF1200SX E2B 62

AIR CLEANER.....	C-07	COWLING BODY.....	G-07	FOOTREST.....	F-06	FRONT WHEEL.....	H-06	LABEL.....	G-11	REAR CUSHION LEVER..	J-04	STAND.....	F-05
ALTERNATOR.....	E-03	COWLING BRACE.....	G-10	FRAME COVER.....	F-12	FUEL COCK.....	F-11	MUFFLER.....	C-08	REAR FENDER.....	G-05	STARTER CLUTCH.....	B-11
BATTERY.....	E-07	CRANKCASE COVER....	B-07	FRAME.....	F-02	FUEL TANK.....	F-09	OIL COOLER.....	C-09	REAR MASTER CYLINDE	J-10	STARTING MOTOR.....	E-02
CAM CHAIN.....	C-03	CRANKCASE.....	B-05	FRONT BRAKE HOSE...	I-02	GEAR SHIFTING.....	D-06	OIL PAN.....	B-08	REAR SWINGING ARM..	J-02	STEERING STEM.....	N-04
CAM SHAFT / VALVE..	C-02	CRANKSHAFT.....	B-10	FRONT BRAKE PIPE...	I-04	HANDLE LEVER.....	G-04	OIL PUMP.....	B-09	REAR WHEEL.....	J-04	TRANSMISSION.....	D-04
CARBURETOR FITTING.	C-04	CYLINDER HEAD COVER	B-02	FRONT CALIPER.....	H-08	HANDLEBAR.....	G-03	OPTIONAL.....	J-13	RIDER HANDLE.....	G-13	TURNSIGNAL LAMP....	E-11
CARBURETOR.....	C-04	CYLINDER HEAD.....	B-03	FRONT DAMPER.....	H-02	HEADLAMP.....	E-10	REAR BRAKE HOSE....	J-12	SEAT.....	G-12	WIRING HARNESS.....	E-13
CLUTCH MASTER CYLIN	I-08	CYLINDER.....	B-04	FRONT FENDER.....	G-02	HORN/HANDLE SWITCH.	E-15	REAR CALIPER.....	J-08	SIGNAL GENERATOR...	E-04		
CLUTCH.....	D-02	ELECTRICAL.....	E-05	FRONT MASTER CYLIND	I-04	HYDRAULIC UNIT.....	I-03	REAR COMBINATION LA	E-12	SPEEDOMETER.....	E-08		

M 1

PART NO.	ADDRESS NO.	PART NO.	ADDRESS NO.	PART NO.	ADDRESS NO.
10000		12140-27E20	B-10	12833-26D10	C-3
		12151-05A00	B-10	12834-27A00	C-3
		12160-40C02	B-10	12837-27A10	C-3
		12160-40C03	B-10	12840-27A01	C-2
		12164-46E01-0A0	B-10	12842-49201	C-2
11100-27E50	B-3	12164-46E01-0B0	B-10	12843-27A00	C-2
11116-06B70	B-3	12164-46E01-0C0	B-10	12861-27A00	C-2
11131-27A00	B-3	12164-46E01-0D0	B-10	12911-06B02	C-2
11133-27A00	B-3	12228-48B00-0A0	B-6	12912-06B00	C-2
11135-27A02	B-3		B-10	12920-06B00	C-2
11136-27A02	B-3	12228-48B00-0B0	B-6	12931-27A01	C-2
11137-27A02	C-2		B-10	12932-27A00	C-2
11138-40C10	B-3	12228-48B00-0C0	B-6	12933-81400	C-2
11141-27E00	B-3		B-10	12934-27A01	C-2
11143-40B01	B-3	12228-48B00-0D0	B-6	12935-27A00	C-2
11171-27E00	B-2		B-10	13101-40C00	B-3
11173-06B02	B-2	12228-48B00-0E0	B-6	13102-40C00	B-3
11176-26D00	B-2		B-10	13103-40C00	B-3
11177-17E00	B-2	12228-48B00-0F0	B-6	13104-40C00	B-3
11178-27A01	B-2		B-10	13201-27E10	C-4
11179-27A02	B-2	12228-48B00-0G0	B-6	13201-27E50	C-4
11181-27E00	B-2		B-10	13202-27E10	C-4
11210-27E20-0F0	B-4	12228-48B00-0H0	B-6	13202-27E50	C-4
11241-48B00	B-4		B-10	13203-27E10	C-4
11301-27B30	B-5	12229-06B00-0A0	B-10	13203-27E50	C-4
11328-48B04	B-4	12229-06B00-0B0	B-10	13204-27E10	C-4
11340-26E20	B-7	12229-06B00-0C0	B-10	13204-27E50	C-4
11351-26E20	B-7	12229-06B00-0D0	B-10	13236-26D00	C-6
11360-27E00	B-7	12229-06B10-0A0	B-10	13240-14D10	C-4
11381-26E20	B-7	12229-06B10-0B0	B-10	13247-13A00	C-4
11401-27B30	B-2	12229-06B10-0C0	B-10	13258-44B00	C-4
11401-27B31	B-2	12229-06B10-0D0	B-10	13267-14D10	C-5
11482-27A20	B-7	12600-48B11	B-11	13267-44B00	C-6
11483-48B20	B-7	12611-06B00	B-11	13268-17C10	C-6
11489-27A20	B-8	12711-26D00	C-2	13268-47070	C-5
11491-27A30	B-7	12721-26D00	C-2	13271-44B00	C-6
11511-26E00	B-8	12741-26D00	C-2	13278-47090	C-4
11511-26E10	B-8	12760-26D00	C-3	13279-47070	C-5
11610-20C00	B-6	12771-26D00	C-3	13281-05A00	C-5
11681-06B00	B-6	12782-05A01	C-3	13291-29900	C-5
11971-33210	B-7	12797-27A00	C-3	13295-29900	C-5
12000-27B30	B-10	12810-26D00	C-3	13370-46E20	C-4
12000-27B31	B-10	12814-34200	C-3	13374-44080	C-4
12100-27E01-050	B-10	12830-46E10	C-3	13374-46710	C-4
12111-27E01-0F0	B-10	12832-27A00	C-3	13375-14D10	C-5

GSF1200SX E28

1

1

H145

PART NO.	ADDRESS NO.	PART NO.	ADDRESS NO.	PART NO.	ADDRESS NO.
13382-42A00	C-4	16332-19C00	B-9	22733-27A04	E-3
13382-44030	C-5	16400-06B20	B-9	22733-27A05	E-3
13383-27E00	C-4	16440-17C01	B-8	23110-38B00	D-2
13383-27E50	C-4	16460-27E10	C-9	23111-31B01	D-2
13387-47010	C-4	16470-27E10	C-9	23117-46E00	D-3
13394-40D20	C-4	16481-48B01	B-9	23121-31E00	D-2
13411-05320	C-5	16491-27A01	B-9	23160-06B02	D-2
13413-26D00	C-6	16510-06B01	B-9	23163-06B00	D-2
13417-07C30	C-4	16510-34E00	B-9	23164-05A00	D-2
13417-26D00	C-5	16520-09301	B-8	24121-40C11	D-4
13418-17C00	C-5	16525-06B00	B-8	24131-40C11	D-4
13418-17C10	C-5	16528-27A20	B-8	24221-40C00	D-4
13427-38300	C-5	16529-27A01	B-8	24231-48B01	D-4
13432-47090	C-5	16530-27A02	B-9	24241-48B10	C-4
13439-17C00	C-6	16540-27A02	B-9	24251-48B02	D-4
13501-02D00	C-4	16591-06B00	B-6	24252-48B00	D-4
13502-17E20	C-5	16600-27E10	C-9	24311-48B10	D-4
13507-17C01	C-4	16628-27A00	C-9	24321-48B10	D-4
13508-17C00	C-4	16650-27E10	C-9	24331-48B03	D-4
13509-17C00	C-4	16654-27E00	C-9	24332-48B00	D-5
13550-13D60	C-6			24332-48B01	D-5
13556-26D00	C-6			24341-06B01	D-5
13605-20C00	C-6			24351-48B04	D-5
13628-17C10	C-6			24351-48B05	D-5
13628-17D00	C-6			24741-27A00	D-4
13673-44B00	C-6	21200-31B60	D-2	24751-40C01	D-5
13684-20C10	C-6	21200-31B61	D-2	25211-06B01	D-6
13684-40C00	C-6	21231-06B00	E-3	25221-06B00	D-6
13684-43440	C-6	21410-31E20	D-2	25231-06B00	D-6
13685-44B00	C-6	21413-31E20	D-2	25310-06B02	D-6
13700-27E00	C-7	21441-31E00	D-2	25322-31B01	D-6
13740-17E02	C-7	21442-31E00	D-2	25322-31B02	D-6
13780-17E00	C-7	21451-31E00	D-2	25322-31B10	D-6
13850-27E00	C-7	21451-31E10	D-2	25323-34201	D-6
13870-21458	C-7	21462-31E20	D-2	25324-34201	D-6
13881-01D01	C-7	21463-40C01	D-2	25331-31B01	D-6
13891-31E10	C-7	21471-31E20	D-2	25341-27A00	D-6
13910-27E00	C-7	21472-31E20	D-2	25350-27A00	D-6
13920-27E00	C-7	21611-31E20	D-2	25353-27A00	D-6
14100-27E00	C-8	21614-31E20	D-2	25381-38400	D-6
14155-27A00	C-8	21623-31E20	D-2	25411-27A00	D-6
14181-18C00	C-8	22721-27A02	D-3	25510-19C01	D-6
14182-26D00	C-8	22721-27A03	D-3	25520-22A00	D-7
14310-27E00-H01	C-8	22730-27A04	E-3	25525-26E00	D-7
14771-27E00	C-8	22730-27A05	E-3	25525-26E01	D-7

GSF1200SX E28

2

H145

PART NO.	ADDRESS NO.	PART NO.	ADDRESS NO.	PART NO.	ADDRESS NO.
25526-47000	D-7	31687-17E00	E-3	34110-26D10	E-8
25600-33E00	D-7	31688-27A00	E-3	34110-26D11	E-8
25652-20C00	D-7	31710-19C10	E-3	34111-26D01	E-8
25671-01000	D-6	31710-48B04	E-3	34161-26D00	E-8
27510-17C10	D-5	31776-06B00	E-3	34161-26D20	E-8
27600-21E20-110	D-5	31780-27X50	E-3	34170-27EA0	E-8
27600-21E20-114	D-5	31800-26E00	E-5	34170-27E10	E-8
			E-6	34170-27E20	E-8
		31861-26E00	E-5	34184-12B00	E-8
			E-6	34185-26D00	E-9
30000		31861-48B10	E-5	34187-26D00	E-9
			E-6	34191-26D10	E-8
		32500-27A00	E-3	34191-26D20	E-9
		32900-27E10	E-4	34210-27E00	E-8
		32900-27E20	E-4	34211-26D01	E-8
31100-26D00	E-2	32980-40C01	E-4	34311-26D01	E-8
31100-26D10	E-2	33110-17C00	E-4	34313-26D20	E-8
31130-38B00	E-2	33120-19C20	E-4	34383-09400	E-8
31132-38B00	E-2	33410-26E00	E-5	34410-27E00	E-8
31135-38B00	E-2	33410-26E01	E-5	34810-27E00	F-11
31143-49040	E-2	33410-27E00	E-6	34825-45100	F-11
31150-26D00	E-2	33420-26E00	E-5	34910-27E01	E-9
31156-48B00	E-2	33420-26E01	F-5	34938-27E00	E-9
31170-19B10	E-2	33420-27E00	E-6	34939-17D90	E-9
31264-31300	E-2	33510-48B10	E-5	34950-26D20	E-8
31264-32E00	E-2		E-6	35100-19D11	E-10
31280-26D00	E-2	33541-23E01	E-5	35173-26B20	E-10
31310-40C02	E-2		E-6	35601-29E00	E-11
31400-17C04	E-3	33542-38B00	E-5	35603-21E30	E-11
31400-19C10	E-3		E-6	35612-17C20	E-11
31480-48B00	E-3	33543-48B00	E-5	35613-27A00	E-11
31580-48B00	E-3		E-6	35623-27A00	E-11
31585-48B00	E-3	33610-17E10	E-7	35627-27A02	E-11
31586-48B10	E-3	33624-43500	E-7	35652-17C20	E-11
31587-85250	E-3	33651-26409	E-7	35674-27A01	E-11
31611-48B00	E-3	33651-37000	E-7	35695-17C00	E-11
31612-06B00	E-3	33652-08420	E-3	35710-26E30	E-12
31612-48B00	E-3	33652-26E00	E-7	35718-26E00	E-12
31613-27A10	E-3	33810-27E00	E-5	35725-40511	E-11
31613-48B00	E-3		E-6	35736-48B21	E-12
31613-82610	E-3	33820-26E00	E-7	35761-24B31	E-12
31614-48B00	E-3	33820-27EA0	E-7	35765-48B21	E-12
31615-27E00	E-3	33860-27EA0	E-7	35766-24B30	E-12
31621-27A00	E-3	33860-46E00	E-7	35910-26E30	E-12
31656-48B00	E-3	33885-27A01	D-7	35912-38A30	E-12

PART NO.	ADDRESS NO.	PART NO.	ADDRESS NO.	PART NO.	ADDRESS NO.
35913-38A30	E-12	38610-26E00	E-11		F-4
35917-17C00	E-12	38610-45D01	E-11	41900-27E00-33J	F-2
35927-26E30	E-12	38740-26E00	E-13		F-3
35950-14A00	E-10		E-14		F-4
35956-40C01	E-10	38860-51E10	E-14	41931-27E50	F-2
35957-40C01	E-10	38860-51E20	E-14		F-3
35970-24D60	E-12				F-4
36380-26D30	E-8			41932-27E50	F-2
36380-27E00	E-8				F-3
36381-26D00	E-8				F-4
36382-26D10	E-8			42100-26B21	F-5
36382-27E00	E-8			42100-26B22	F-5
36383-26D00	E-8			42310-27E01	F-5
36385-45300	E-8			42550-27E50	F-2
36393-27E00	E-8				F-3
36393-27E60	E-8	41100-27E20-Y0N	F-3		F-4
36396-27E00	E-8	41100-27E21-Y7F	F-4	43111-31E01	F-5
36610-27E06	E-14	41100-27E21-Y7G	F-4	43130-24A00	H-6
36610-27E10	E-13	41100-27E21-22U	F-4		H-7
36611-38A00	E-13	41100-27E21-33J	F-4		J-6
36618-15D20	E-14	41100-27E60-Y0N	F-3		J-7
	E-13	41100-27E60-Y9B	F-2	43261-17C00	F-5
	E-14	41100-27E60-22U	F-2	43511-26E01	F-8
36620-27EA0	E-14		F-3	43511-27E50	F-6
36744-27E00	E-14	41100-27E60-33J	F-2		F-8
36750-05A00	E-14		F-3	43511-40C00	F-6
37100-33E00	E-13	41100-27E61-Y7F	F-4		F-8
37100-33E01	E-13	41100-27E61-Y7G	F-4	43521-26E00	F-8
	E-14	41100-27E61-22U	F-4	43521-27E50	F-6
37146-33E00	E-13	41100-27E61-33J	F-4		F-8
37200-27E30	E-14	41551-27E00	G-6	43521-40C00	F-6
37200-33E31	E-15	41639-26E00	F-2		F-8
37400-26E30	E-15		F-3	43530-27E00	F-6
37400-26E31	E-15		F-4		F-8
		41649-26E00	F-2	43536-31E10	F-6
37560-38A00	E-15		F-3		F-8
37564-26E00	E-15		F-4	43550-40C11	F-6
37720-48B00	D-7	41900-27E00-Y0N	F-3		F-7
37740-24A00	E-13	41900-27E00-Y4H	F-3		F-8
	E-14	41900-27E00-Y7F	F-4	43560-32C00	F-5
37820-33D00	B-6	41900-27E00-Y7G	F-4		F-6
37840-44X50	E-13	41900-27E00-Y9B	F-2		F-8
	E-14	41900-27E00-1UH	F-3	43585-21E00	J-2
38502-21E01	E-15	41900-27E00-22U	F-2		J-3
38502-21E02	E-15		F-3	43591-27E50	F-6

PART NO.	ADDRESS NO.	PART NO.	ADDRESS NO.	PART NO.	ADDRESS NO.
43592-27E50	F-6	47110-26E30-Y98	F-12	47311-26E00-22U	F-12
43600-27E50	F-7	47110-26E30-22U	F-12		F-14
	F-8	47110-26E30-33J	F-12		F-15
43610-40C00	F-7	47110-26E50-Y0N	F-12	47311-26E00-33J	F-12
	F-8	47110-26E50-Y7F	F-14		F-14
43620-40C00	F-7	47110-26E50-Y7G	F-14		F-15
	F-8	47110-26E50-22U	F-12	47331-26E00-291	F-12
43642-40C00	F-7		F-14		F-13
	F-8	47110-26E50-33J	F-14		F-14
43700-27E50	F-7	47110-27E60-Y0N	F-13		F-15
	F-8	47110-27E60-Y7F	F-15	47511-26E00-291	F-2
44100-26E60-Y98	F-9	47110-27E60-Y7G	F-15		F-3
44100-26E60-2AX	F-9	47110-27E60-22U	F-15		F-4
44100-26E60-2KX	F-9	47110-27E60-33J	F-15	47521-26E00-291	F-2
44100-26E61-Y0N	F-9	47121-27E00-291	F-13		F-3
44100-26E61-Y1X	F-10		F-15		F-4
44100-26E61-Y4H	F-10	47161-21E00	F-12		
44100-26E61-Y7F	F-10		F-13		
44100-26E61-Y7G	F-10		F-14		
44100-26E61-1UH	F-10		F-15		
44100-26E61-2JX	F-10	47161-27E00	F-13		
44100-26E61-2KX	F-9		F-15		
44201-01832	F-9	47210-26E30-Y98	F-12		
	F-10	47210-26E30-22U	F-12		
44300-26E00	F-11	47210-26E30-33J	F-12	50000	
44306-26E00	F-11	47210-26E50-Y0N	F-12	51103-27E10	H-2
44348-87420	F-11	47210-26E50-Y7F	F-14	51103-27E20	H-2
44511-27E00	F-9	47210-26E50-Y7G	F-14	51103-27E70	H-3
	F-10	47210-26E50-22U	F-12	51104-27E10	H-2
44530-26E00	F-9		F-14	51104-27E20	H-2
	F-10	47210-26E50-33J	F-14		H-3
45100-26E31-P21	G-12	47210-27E60-Y0N	F-13	51110-27E00	H-2
45100-26E70-P21	G-12	47210-27E60-Y7F	F-15		H-3
45149-31300	F-9	47210-27E60-Y7G	F-15	51117-17C00	H-2
	F-10	47210-27E60-22U	F-15		H-3
45220-13401	G-12	47210-27E60-33J	F-15	51121-17C00	H-2
45280-00A00	G-12	47221-27E00-291	F-13		H-3
45289-26E00	G-12		F-15	51130-27E00	H-2
45791-26E00	G-12	47311-26E00-Y0N	F-12	51130-27E40	H-3
			F-13	51140-27E00	H-2
46211-26E00-35W	G-13	47311-26E00-Y7F	F-14		H-3
46221-26E00-35W	G-13		F-15	51147-49130	H-2
46236-26E00	G-13	47311-26E00-Y7G	F-14		H-3
46238-26E00	G-13		F-15	51148-36011	H-2
46239-26E00	G-13	47311-26E00-Y99	F-12		H-3

GSF12005X E28

PART NO.	ADDRESS NO.	PART NO.	ADDRESS NO.	PART NO.	ADDRESS NO.
51152-31E00	H-2	53111-17C21-Y7G	G-2		H-5
	H-3	53111-17C21-Y98	G-2	56272-19D00	G-3
51153-14D00	H-2	53111-17C21-1UH	G-2	56272-43500	G-3
	H-3	53111-17C21-22U	G-2	56276-17D00	G-3
51168-17C00	H-2	53111-17C21-33J	G-2	56321-27E00	H-4
	H-3	53114-31E00	G-2		H-5
51171-27E00	H-2	53145-17C11	G-2	56500-10D80	G-3
	H-3	53210-17C00	G-2	56500-27E00	G-3
51171-27E10	H-2	54100-27810-35W	H-7	56600-10D80	G-3
51172-17C00	H-2	54111-17E11-35W	H-6	57110-46E01	G-4
	H-3	54600-17C01	H-6	57211-22D01	G-4
51173-29E00	H-2		H-7	57300-40C01	G-4
	H-3	54711-17C00	H-6	57300-40C10	G-4
51176-17C00	H-2	54711-27E50	H-7	57420-32C00	G-4
	H-3	54740-17C00	H-6	57430-40C00	G-4
51185-31E00	H-2	55110-27E30	H-6	57430-40C10	G-4
	H-3		H-7	57431-05A00	G-4
51186-17C00	H-2	55156-66310	J-8	57431-17C00	G-4
	H-3		J-9	57437-32C01	G-4
51189-14D00	H-2	55411-00A00	H-6	57438-32C00	G-4
	H-3		H-7	57460-17C00	G-4
51195-31E00	H-2		J-6	57465-17C00	G-4
	H-3		J-7	57621-38A02	G-4
51311-27E00	H-4	55412-00A01	H-6	58300-27E00	G-4
	H-5		H-7	58300-27E10	G-4
51353-24B00	H-4		J-6	58410-27E10	G-4
	H-5		J-7	58410-27E11	G-4
51356-24B01	H-4	55600-27E50	I-3	58621-27E00	G-4
	H-5	55660-27E50	I-3	58622-27E00	G-4
51410-27E01	H-4	55710-27E50	I-5	59100-17E10	H-8
	H-5	55720-27E50	H-7	59100-17830	H-8
51556-38B00	H-2	55731-27E50	I-5	59100-17870	H-8
	H-3	55732-27E50	I-5	59100-27E50	H-9
51631-28000	H-4	55800-27E50	I-3	59100-27820	H-9
	H-5	56110-27E10	G-3	59100-27830	H-9
51643-40002	H-4	56200-27861	G-3	59100-27840	H-9
	H-5	56211-27E00	H-4	59121-01A00	D-2
51827-27E00	H-2		H-5		H-8
	H-3	56221-27E00	H-4		H-9
52110-27E00	H-2		H-5	59121-18410	J-8
	H-3	56241-27E00	H-4		J-9
52110-27E10	H-2		H-5	59122-01A00	D-2
53111-17C21-Y0N	G-2	56242-28C60	H-4		H-8
53111-17C21-Y4H	G-2		H-5		H-9
53111-17C21-Y7F	G-2	56243-42A00	H-4	59143-16700	J-G

GSF12005X E28

PART NO.	ADDRESS NO.	PART NO.	ADDRESS NO.	PART NO.	ADDRESS NO.
59143-16700	J-9	59600-27830	I-7		
59145-05C50	J-8	59600-45860	I-6	61251-31E00	J-2
59145-16700	J-9	59664-48B00	I-6		J-3
59145-33C00	H-8		I-7	61273-27E11	J-2
	H-9	59666-44300	I-8		J-3
59151-16701	J-8	59667-04700	J-10	61282-31E00	J-2
	J-9		J-11		J-3
59210-27E50	H-7	59667-49460	I-6	61311-27E00	J-2
59210-31E10	H-6		I-7		J-3
59220-27E50	H-7		I-8	61446-17E10	J-2
59220-31E10	H-6	59668-41C00	I-6		J-3
59240-27E00	I-2		I-7	61446-27C20	J-2
59240-27E50	I-5		I-8		J-3
59250-27E50	I-4	59669-05D00	J-10	62100-27E10	J-4
59253-27E50	I-4		J-11	62100-27E20	J-4
59260-27E00	I-2	59669-41C00	I-6	62100-27E70	J-5
	I-5		I-7	62600-33871	J-4
59260-27E50	I-5		I-8		J-5
59265-27E50	I-4	59671-05A00	I-8	62628-42A00	J-5
59268-07D0	I-2	59671-44300	I-6	62641-27E10	J-4
59300-17E10	H-8		I-7		J-5
59300-17B11	H-8	59675-19C00	I-6	62668-42A02	J-4
59300-27E50	H-9		I-7		J-5
59315-17C00	H-8	59675-19C10	I-6	62684-01D00	J-4
	H-9		I-7		J-5
59345-33C00	H-8	59800-08B10	I-8	62684-40A10	J-4
	H-9	59800-26D10	I-8		J-5
59371-20C00	J-8	59871-38A00	I-8	63110-26E30	G-5
	J-9	59892-08A00	I-8	63110-27E30	G-6
59381-20C00	J-8	59894-26D01	I-8	63117-27E00	G-6
	J-9	59910-27E00	I-8	63118-27E00	G-6
59440-27E00	I-2			63120-27E00	G-5
59440-27E50	I-5			63161-43E00	G-6
59450-27E50	I-4			63411-26E00	G-5
59480-26E10	I-2			63411-33400	G-6
59480-27E60	I-4			64100-27B10-35W	J-7
59491-17E00	I-2			64111-17E11-35W	J-6
	I-5			64310-27E00-019	J-2
59551-27E50	I-4			64310-27E50-019	J-3
59552-27E50	I-4			64511-27E00	J-6
59560-27E50	I-4	61000-27E10	J-2		
59560-27E60	I-4	61000-27E60	J-3	64610-46E10	J-6
59560-27E70	I-4	61124-17E10	J-2		J-7
59600-20C20	I-6		J-3	64651-17E00	J-6
59600-27E50	I-7	61211-31E00	J-2		J-7

GSF12005X E28

7

H1405

PART NO.	ADDRESS NO.	PART NO.	ADDRESS NO.	PART NO.	ADDRESS NO.
64711-17E30	J-6	69100-01D03	J-9		
	J-7	69100-05C61	J-8		
64731-40C00	J-6	69100-05C62	J-8		
	J-7	69100-05B50	J-8		
64733-48B00	J-6		J-9	90000	
	J-7	69100-05B60	J-8	94401-27E00-Y0N	G-7
64741-17E00	J-6	69100-20B10	J-9	94401-27E00-Y7F	G-9
64751-46E00	J-6	69100-32B20	J-8	94401-27E00-Y7G	G-9
	J-7		J-9	94401-27E00-Y9B	G-7
65110-27E30	J-6	69141-45000	J-9	94401-27E00-33J	G-7
	J-7				
65710-27E50	J-12	69141-46E01	J-8		G-8
65720-27E50	J-7	69142-45000	J-9		G-9
65731-27E50	J-12	69142-46E01	J-8	94401-27E10-22U	G-7
68111-47C00-1KK	F-9	69211-21E00	J-8		G-8
		69211-27E50	J-7		G-9
68111-47C00-1RR	F-10	69240-27E50	J-12	94402-27E00-Y0N	G-7
68111-47C00-24G	F-10	69480-26E00	J-10	94402-27E00-Y7F	G-9
68111-47C00-29F	F-10	69480-27E50	J-12	94402-27E00-Y7G	G-9
68131-26E30-239	F-12	69600-04B20	J-10	94402-27E00-Y9B	G-7
68131-26E30-0FP	F-14	69600-17C01	J-10	94402-27E00-33J	G-7
68131-26E30-1RR	F-15	69600-17C10	J-11		G-8
	F-14	69600-34B20	J-11		G-9
	F-15	69670-48B00	J-10	94402-27E10-22U	G-7
68131-26E30-24G	F-12		J-11		G-8
	F-13	69672-05A00	J-10		G-9
	F-14		J-11	94403-26E00-Y0N	G-7
	F-15	69686-34200	J-10	94403-26E00-Y7F	G-9
68241-04X50-00B	F-9		J-11	94403-26E00-Y7G	G-9
	F-10	69689-04A00	J-10	94403-26E00-Y9B	G-7
68319-33E10	G-11		J-11	94403-26E00-33J	G-7
68332-27E32	G-11	69689-49300	I-6		G-8
68332-27E40	G-11		I-7		G-9
68332-27E51	G-11		I-8	94403-26E10-22U	G-7
68332-27E80	G-11	69691-00A00	J-10		G-8
68612-48B00	G-11		J-11		G-9
68612-48B10	G-11	69692-27A30	J-10	94413-26E00	G-7
68613-21E00	G-11		J-11		G-8
(8681-27E00-F6G	G-7	69693-05A00	J-10		G-9
	G-8		J-11	94423-26E00	G-7
	G-9	69721-27E50	J-7		G-8
68681-27E00-F7F	G-7	69721-46E00	J-6		G-9
68681-27E00-K1Z	G-8	69731-26E00	J-10	94510-26E00	G-10
	G-9		J-11	94510-26E10	G-10
68681-27E00-K2A	G-8	69740-38B21	J-10	94520-26E00	G-10
68681-27E00-L9D	G-9		J-11	94530-26E00	G-10

GSF12005X E28

8

H1405

PART NO.	ADDRESS NO.	PART NO.	ADDRESS NO.	PART NO.	ADDRESS NO.
94531-27E00	G-10		E-6		H-9
94541-27E00	G-10	01500-06303	E-6	01550-10753	B-6
94610-26E01	G-7	01500-06403	E-6	01570-06123	B-8
	G-8	01550-06103	C-3	01570-06163	G-10
	G-9	01550-06123	B-3	01800-06303	C-2
94631-33C01	G-7		E-9	02112-04063	E-3
	G-8		F-2	02112-05103	E-4
	G-9		F-3		E-15
94637-21E00	G-7		F-4	02112-05127	C-4
	G-8		J-10		C-6
94640-27E00	G-9		J-11	02112-05163	E-9
	G-7	01550-06163	G-4		F-5
	G-8		I-2	02112-05253	E-15
	G-9		I-4	02112-05303	E-15
94980-42A00	G-11		I-5	02112-05503	E-15
95700-10833	G-12	01550-06203	E-5	02112-06103	C-3
99000-25030	J-13	01550-06253	B-2		D-3
99000-25110	J-13		B-8	02112-06123	F-6
99000-25140	J-13		E-5	02112-06303	G-12
99000-31110	J-13	01550-06303	B-3	02112-74103	E-8
99000-31140	J-13		B-8	02112-74123	J-10
99000-32040	J-13	01550-06353	B-5		J-11
99000-32050	J-13	01550-06403	B-5	02112-75163	C-4
99000-32100	J-13	01550-06503	B-5		D-7
99000-32130	J-13		L-8	02122-04203	F-11
99011-27E50-042	G-11	01550-06553	B-5	02122-06123	D-6
99011-27E51-042	G-11	01550-06603	B-5	02122-06163	D-4
99011-27E51-280	G-11	01550-06703	B-5	02142-05103	F-9
99011-27E52-280	G-11	01550-06803	B-5		F-10
99011-27E53-280	G-11	01550-08123	E-15	02142-05127	C-7
99011-27E73-042	G-11		I-3	02142-05163	E-10
99016-27E51-042	G-11	01550-08163	I-5		F-7
99104-32020	J-13		J-12		F-8
99104-32030	J-13	01550-08303	J-3	02142-05203	F-7
			J-9		F-8
00000		01550-08403	C-8	02142-05253	F-6
		01550-08407	H-4		F-8
			H-5	02142-05303	F-6
		01550-08453	E-9		F-8
		01550-08457	C-8	02142-06103	J-2
01421-06203	B-4		H-2		J-3
01421-06408	B-5		H-3		J-12
01421-06608	B-5	01550-08603	B-5	02142-06123	C-7
01500-06123	D-5	01550-08903	E-3		E-12
01500-06203	D-7	01550-10363	H-8		E-13

PART NO.	ADDRESS NO.	PART NO.	ADDRESS NO.	PART NO.	ADDRESS NO.
02142-06123	E-14		F-8	08221-12205	B-9
02142-06163	F-12	07120-06163	B-3	08310-00047	E-9
	F-13	07120-06553	B-5	08310-00053	E-10
	F-14	07120-06557	B-5		E-12
	F-15	07120-08253	F-2	08310-00057	E-9
02142-06203	I-4		F-3	08310-00063	E-12
	E-13		F-4	08310-00067	D-7
02142-15163	E-14	07120-10303	F-2	08310-00103	E-11
	G-7		F-3	08314-40183	J-6
	G-8		F-4		J-7
03211-04123	G-9	07130-06163	B-4	08316-10053	E-3
03241-05123	E-12	07130-06203	I-8	08316-10063	B-4
03241-15123	G-8	07130-06253	B-7		B-5
	F-12		C-3		G-4
	F-13		D-2	08316-10083	G-10
	F-14	07130-06303	B-7		J-2
	F-15		B-9		J-3
03242-05123	G-7		C-8	08316-10183	B-3
	G-9	07130-06353	B-7		B-6
03511-04143	E-8		B-9		E-11
03511-14123	E-12	07130-06403	B-5	08316-20103	E-3
03541-04123	G-6		B-7	08319-21063	G-4
03541-05103	G-7	07130-06453	B-7	08319-31063	G-4
	G-8	07130-06553	B-7	08319-31103	F-2
	G-9	07130-06653	B-5		F-3
03541-05123	G-6	07130-06703	B-7		F-4
03541-05163	F-13	07130-06753	B-7	08319-31107	H-4
	F-15	07130-08123	B-2		H-5
03541-14123	E-8	07130-08257	C-8		J-2
04111-16208	H-8	07130-08303	E-4		J-3
04111-20158	H-9	07130-08307	H-4		J-4
	J-10		H-5		J-5
	J-11	07130-08453	F-2		J-6
04111-40408	J-6		G-13		J-7
	J-7	07130-08503	F-2	08319-31128	B-6
04211-09129	B-7		F-3		J-4
	B-9		F-4		J-5
	D-2	07130-08653	B-5	08321-01087	H-5
04211-09189	B-7	08113-69050	D-6	08322-01053	G-7
04221-04069	D-6	08123-62047	H-6		G-8
04221-04089	B-10		H-7		G-9
04221-07129	D-4	08211-10283	E-3	08322-01063	C-2
04221-07209	D-5	08211-20341	D-4		G-3
04221-08129	B-2	08211-22341	D-4		J-10
06111-07004	F-7	08211-28361	D-4		J-11

PART NO.	ADDRESS NO.	PART NO.	ADDRESS NO.	PART NO.	ADDRESS NO.
08322-01087	H-5	09106-07010	B-2	09136-06105	F-12
08322-01103	B-6	09106-08097	F-7		F-13
08322-01123	B-6		F-8		F-14
08331-31086	D-6	09106-08110	J-10		F-15
08331-31126	B-9		J-11	09139-05021	F-2
08331-31256	D-6	09106-08125	H-6		F-3
	D-6		H-7		F-4
08331-31286	D-4		J-6	09139-05025	C-7
08331-41426	D-6		J-7		G-7
08332-11063	F-6	09106-08134	F-6		G-8
	F-7		F-8		G-9
	F-8	09106-10019	F-2	09139-05032	G-2
08361-25088	C-8		F-3	09139-06087	G-7
08361-35068	E-2		F-4		G-8
09100-08287	J-2	09106-10064	F-6		G-9
	J-3		F-8	09139-06092	G-12
09100-10187	J-3	09108-10081	B-4	09139-08007	G-2
09100-12053	B-6	09108-10099	B-4	09139-08016	E-13
09103-06026	B-3	09108-10108	B-4		E-14
09103-06163	B-5	09111-06066	G-5	09140-04006	E-12
09103-07001	C-2	09111-10027	F-5	09140-04011	D-7
09103-08066	B-5	09111-10051	J-2	09148-05020	F-12
09103-08097	B-5		J-3		F-13
09103-08098	B-5	09116-06111	I-3		F-14
09103-08105	B-5		J-2		F-15
09103-08182	B-5		J-3	09148-05038	G-7
09103-08222	G-10	09116-06131	G-10		G-8
09103-10019	J-2	09116-06143	C-9		G-9
09103-10049	J-5	09116-06146	F-9	09159-05019	G-7
09103-10064	J-4		F-10		G-8
	J-5		G-10		G-9
09103-10101	J-4	09116-06167	C-9	09159-06024	G-3
09103-10126	F-5	09116-06172	F-9	09159-09001	B-10
09103-10136	B-6		F-10	09159-10020	B-6
09103-10289	B-6	09117-05003	F-11	09159-10027	F-5
09103-12037	J-4	09118-08068	C-8	09159-10058	B-6
	J-5	09118-10037	J-6	09159-10069	B-3
09103-14005	B-11		J-7	09159-18007	J-2
09106-05017	F-9	09127-06021	G-3		J-3
	F-10	09128-06013	E-5	09159-20004	D-5
09106-06076	C-8		E-6	09159-24010	D-2
09106-06082	B-7	09128-06024	E-2	09160-05013	E-9
09106-06088	B-9	09128-06057	F-11	09160-06055	C-8
09106-06089	B-9	09136-06011	J-2	09160-06088	E-12
09106-07009	B-2		J-3	09160-08021	F-6

GSF12005X E28

PART NO.	ADDRESS NO.	PART NO.	ADDRESS NO.	PART NO.	ADDRESS NO.
09160-08106	C-8	09168-06024	B-7	09180-12122	J-4
09160-08131	F-8		B-8		J-5
09160-08133	E-9	09168-06026	F-11	09180-20103	H-6
09160-08140	C-8	09168-08008	B-2		H-7
09160-10031	F-7	09168-08021	B-5	09180-25100	D-5
09160-10060	B-3	09168-08029	J-2	09181-20251	D-4
09160-10126	F-8	09168-10002	J-6	09181-22223	D-4
09160-10501	E-11	09168-10031	B-3	09181-28167	D-4
09160-12011	J-2	09168-12002	B-5	09200-06037	J-10
09160-12020	D-6	09168-14002	B-3		J-11
09160-12037	J-5		B-6	09206-08001	B-3
09160-12090	D-6		B-8	09206-11014	B-11
09160-15045	D-2	09168-16002	B-8	09206-11017	B-5
09160-18022	F-5		C-9		B-7
09160-18030	J-2	09169-05012	F-9	09206-13004	B-5
	J-3		F-10	09206-13017	B-4
	J-6	09169-05013	C-7	09208-08010	F-6
	J-7	09169-06062	F-9		F-8
09160-25037	D-2		F-10	09209-05011	D-7
09160-25056	D-2	09169-25001	D-4	09209-11007	B-3
09160-25067	D-2	09180-06030	C-9	09247-12103	B-5
09161-06021	F-12	09180-06072	F-9	09247-14001	B-8
	F-13	09180-06092	J-2	09248-14005	B-6
	F-14		J-3	09248-14010	B-3
	F-15	09180-06095	E-5		B-6
09161-10009	I-2		E-6	09248-16003	B-6
	I-4	09180-06114	G-10	09248-16010	B-8
	I-5	09180-06167	F-12	09250-05009	I-8
	I-8	09180-06198	E-6	09250-06004	G-13
	J-10	09180-06259	I-3	09250-06011	H-4
	J-12	09180-06271	F-9		H-5
09161-11008	B-2		F-10	09259-20008	B-7
09161-12009	F-6	09180-06283	J-2	09259-20015	B-7
	F-8		J-3	09261-05003	D-6
09164-08015	H-4	09180-06286	F-13	09261-05006	B-9
	H-5		F-14	09262-20042	J-6
09164-08020	G-10		F-15		J-7
09164-24006	D-2	09180-06307	G-10	09262-20114	J-6
09167-25013	D-4	09180-06310	C-9		J-7
09167-25019	J-5	09180-06317	F-12	09262-25105	D-4
09167-25021	D-4	09180-08149	F-6	09262-25114	J-6
09167-28001	D-5		F-8		J-7
09167-28008	D-5	09180-08152	C-8	09263-15003	D-2
09168-06018	B-6	09180-08156	C-8	09263-17034	J-4
09168-06023	C-3	09180-10113	F-5		J-5

GSF12005X F28

PART NO.	ADDRESS NO.	PART NO.	ADDRESS NO.	PART NO.	ADDRESS NO.
09263-17037	J-2		F-8	09360-08009	B-2
	J-3	09320-06504	C-7	09360-10018	I-2
	J-4	09320-08013	F-2	09360-10039	I-2
	J-5		F-3		I-8
09263-20040	D-5		F-4		J-10
09263-20049	D-4		G-6	09360-10041	I-2
09263-20064	J-4		J-2		I-5
	J-5		J-3		I-8
09263-25059	J-2	09320-08018	C-7		J-10
	J-3		F-12		J-12
09263-35017	D-2		F-13	09360-10042	I-4
09263-43001	D-6		F-14		J-12
09265-25019	H-4		F-15	09360-10043	I-2
	H-5	09320-08021	I-3		I-5
09265-30009	H-4	09320-08047	G-10	09360-16002	C-9
	H-5	09320-09009	F-9	09380-25003	D-4
09267-25011	D-5		F-10	09380-25013	D-4
09280-04004	B-5	09320-09016	G-7	09381-10004	B-3
09280-12008	C-9		G-8	09381-20004	B-10
09280-14011	B-4		G-9	09381-84002	D-2
	H-2	09320-10015	C-9	09383-13001	I-4
	H-3	09320-10038	F-9	09390-62012	D-4
09280-15007	B-4		F-10		D-5
09280-17002	B-6	09320-10043	F-12	09401-11407	F-11
09280-17003	B-7	09320-10045	F-12	09401-13413	C-7
09280-18009	B-8		F-13	09401-13417	C-7
	B-9		F-14		J-10
09280-21008	B-5		F-15		J-11
09280-22016	B-9	09320-10501	F-13	09401-14301	C-7
09280-25001	D-5		F-14	09401-16401	C-7
09280-35006	D-7		F-15	09402-52208	B-3
09280-40010	B-3	09320-12024	E-9	09402-68208	C-7
09283-34005	D-5	09320-12048	C-8	09404-06431	E-5
09285-06015	D-2	09320-12049	C-8		E-13
09285-12002	D-6	09320-14017	F-9		E-14
09285-20006	D-4		F-10	09404-08417	E-13
09285-28001	J-6	09321-06000	E-12		E-14
09285-35001	J-6	09321-08006	G-12	09404-10417	F-9
	J-7	09321-10012	G-12		F-10
09289-05011	C-2	09321-10017	F-5	09407-11401	E-4
09300-22005	D-4	09352-30503-600	C-9		E-13
09300-28002	D-4	09352-50903-600	C-5		E-14
09301-25001	D-4	09352-70103-008	F-9	09407-14403	E-13
09303-08002	E-9		F-10		E-14
09319-08036	F-6	09355-70125-600	F-11		G-4

GSF1200SX E28

PART NO.	ADDRESS NO.	PART NO.	ADDRESS NO.	PART NO.	ADDRESS NO.
09407-14403	I-8	09493-14002	B-5		
09407-14407	I-5	09493-24010	B-5		
	J-12	09493-26007	B-5		
09407-18402	E-14	09493-28007	C-5		
09407-18403	E-13	09493-30004	C-5		
09407-25401	E-14	09494-00638	C-4		
09409-07329	F-2	09494-00898	C-4		
	F-3	09800-21017	G-5		
	F-4		G-6		
09409-10306	F-12	09817-00039	G-5		
	F-13		G-6		
	F-14	09822-00005	G-5		
	F-15		G-6		
09440-04003	D-6				
09440-04010	D-7				
09440-05003	F-7				
	F-8				
09440-13014	C-2				
09440-17012	F-11				
09443-06054	E-13				
	E-14				
09443-09033	D-6				
09443-12036	F-5				
09443-13029	F-5				
09443-14059	F-5				
09443-19010	F-5				
09443-22013	F-5				
09444-26017	D-6				
09448-18022	F-6				
	F-8				
09462-00008	G-5				
09462-00015	I-3				
09471-12045	E-11				
09471-12060	E-10				
09471-12077	E-8				
09471-12083	E-12				
09471-12103	E-8				
09471-12108	E-8				
09471-12140	E-12				
09481-30101	E-5				
	E-6				
09482-00389	B-3				
09482-00391	B-3				
09491-20012	C-4				
09492-35010	C-4				

GSF1200SX E28